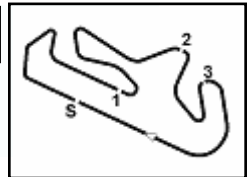


Portimao 4.592 m

Pirelli Portuguese Round, 7-9 October 2022

Biographical Entry List

No.	Rider (Abbreviation)	Nat	Bike	Wins 2022	Podiums 2022	Pole 2022	Races 2022	Tyres	Class
	Age Date of Birth Place of Birth		Team						
1	1 RAZGATLIOGLU Toprak (Raz) 25 16/10/1996 Alanya	TUR	Yamaha YZF R1 Pata Yamaha with Brixx WorldSBK	26 8	72 19	6 2	144 24	Pirelli	
2	2 TAMBURINI Roberto (Tam) 31 15/01/1991 Rimini	ITA	Yamaha YZF R1 Yamaha Motoxrcing WorldSBK Team				21 21	Pirelli	IND
3	3 NOZANE Kohta (Noz) 26 29/10/1995 Chiba Japan	JPN	Yamaha YZF R1 GYTR GRT Yamaha WorldSBK Team				58 24	Pirelli	IND
4	5 OETTL Philipp (Oet) 26 03/05/1996 Bad Reichenhall	GER	Ducati Panigale V4R Team Goeleven				21 21	Pirelli	IND
5	7 LECUONA Iker (Lec) 22 06/01/2000 Valencia	ESP	Honda CBR1000 RR-R Team HRC		1 1	1 1	24 24	Pirelli	
6**	17 FRITZ Marvin (Fri) 29 20/04/1993 Mosbach	GER	Yamaha YZF R1 IXS - Yart - Yamaha				8 3	Pirelli	IND
7	19 BAUTISTA Alvaro (Bau) 37 21/11/1984 Talavera de la Reina	ESP	Ducati Panigale V4R Aruba.it Racing - Ducati	27 11	48 21	5 1	121 24	Pirelli	
8	21 RINALDI Michael Ruben (Rin) 26 21/12/1995 Rimini	ITA	Ducati Panigale V4R Aruba.it Racing - Ducati	4	14 4		138 24	Pirelli	
9	22 LOWES Alex (Low) 32 14/09/1990 Lincoln	GBR	Kawasaki ZX-10RR Kawasaki Racing Team WorldSBK	2	31 2	1	243 23	Pirelli	
10	23 PONSSON Christophe (Pon) 26 23/12/1995 Lyon	FRA	Yamaha YZF R1 Cil Motor Sport-Yamaha				89 20	Pirelli	IND
11	29 BERNARDI Luca (Ber) 21 29/08/2001 San Marino	SMR	Ducati Panigale V4R BARNI Spark Racing Team				24 24	Pirelli	IND
12	31 GERLOFF Garrett (Ger) 27 01/08/1995 Spring	USA	Yamaha YZF R1 GYTR GRT Yamaha WorldSBK Team		6 1		80 21	Pirelli	IND
13**	33 GAGNE Jake (Gag) 29 27/08/1993 Ramona	USA	Yamaha YZF R1 Attack Performance Yamaha Racing				29	Pirelli	IND
14	35 SYHRIN Hafizh (Sya) 28 05/05/1994 Selagor	MAS	Honda CBR1000 RR-R MIE Racing Honda Team				21 21	Pirelli	IND
15	36 MERCADO Leandro (Mer) 30 15/02/1992 Cordoba	ARG	Honda CBR1000 RR-R MIE Racing Honda Team				179 24	Pirelli	IND
16	44 MAHIAS Lucas (Mah) 33 14/04/1989 Mont de Marsan	FRA	Kawasaki ZX-10RR Kawasaki Puccetti Racing				43 20	Pirelli	IND
17	45 REDDING Scott (Red) 29 04/01/1993 Gloucester	GBR	BMW M1000RR BMW Motorrad WorldSBK Team	12	40 3	2	85 24	Pirelli	
18	47 BASSANI Axel (Bas) 23 24/07/1999 Feltre	ITA	Ducati Panigale V4R Motocorsa Racing		3 2		61 24	Pirelli	IND
19	50 LAVERTY Eugene (Lav) 36 03/06/1986 Toomebridge	IRL	BMW M1000RR Bonovo Action BMW	13	35	4	236 20	Pirelli	IND
20	52 KONIG Oliver (Kon) 20 18/03/2002 Praha	CZE	Kawasaki ZX-10RR Orelac Racing Verdnatura				25 24	Pirelli	IND
21	55 LOCATELLI Andrea (Loc) 25 16/10/1996 Alzano Lombardo	ITA	Yamaha YZF R1 Pata Yamaha with Brixx WorldSBK		5 1		61 24	Pirelli	
22	60 VAN DER MARK Michael (vdM) 29 26/10/1992 Gouda	NED	BMW M1000RR BMW Motorrad WorldSBK Team	5	40	1	207 9	Pirelli	
23	65 REA Jonathan (Rea) 35 02/02/1987 Ballymena	GBR	Kawasaki ZX-10RR Kawasaki Racing Team WorldSBK	117 5	233 18	39 4	365 24	Pirelli	
24	76 BAZ Boris (Baz) 29 01/02/1993 Sallanches	FRA	BMW M1000RR Bonovo Action BMW	2	20	2	162 24	Pirelli	IND
25	91 HASLAM Leon (Has) 39 31/05/1983 Derby	GBR	Kawasaki ZX-10RR TPR Team Pedercini Racing	5	45	3	319 6	Pirelli	IND
26	97 VIERGE Xavi (Vie) 25 30/04/1997 Barcelona	ESP	Honda CBR1000 RR-R Team HRC				24 24	Pirelli	



Pirelli Portuguese Round, 7-9 October 2022

Results Free Practice 1st Session

No.	Rider	Nat	Team	Bike	Class	Time	Gap	Rel.	Laps	Speed	
										Avg	Max
1	21 M. RINALDI	ITA	Aruba.it Racing - Ducati	Ducati Panigale V4R		1'40.965			16	163,732	313,2
2	31 G. GERLOFF	USA	GYTR GRT Yamaha WorldSBK Team	Yamaha YZF R1	IND	1'41.082	0.117	0.117	19	163,542	313,2
3	1 T. RAZGATLIOGLU	TUR	Pata Yamaha with Brixx WorldSBK	Yamaha YZF R1		1'41.249	0.284	0.167	17	163,273	312,3
4	65 J. REA	GBR	Kawasaki Racing Team WorldSBK	Kawasaki ZX-10RR		1'41.356	0.391	0.107	16	163,100	312,3
5	19 A. BAUTISTA	ESP	Aruba.it Racing - Ducati	Ducati Panigale V4R		1'41.512	0.547	0.156	19	162,850	308,7
6	22 A. LOWES	GBR	Kawasaki Racing Team WorldSBK	Kawasaki ZX-10RR		1'41.686	0.721	0.174	15	162,571	310,5
7	55 A. LOCATELLI	ITA	Pata Yamaha with Brixx WorldSBK	Yamaha YZF R1		1'41.760	0.795	0.074	18	162,453	313,2
8	45 S. REDDING	GBR	BMW Motorrad WorldSBK Team	BMW M1000RR		1'41.946	0.981	0.186	17	162,156	315,0
9	97 X. VIERGE	ESP	Team HRC	Honda CBR1000 RR-R		1'41.972	1.007	0.026	19	162,115	316,8
10	7 I. LECUONA	ESP	Team HRC	Honda CBR1000 RR-R		1'42.099	1.134	0.127	17	161,913	317,8
11	47 A. BASSANI	ITA	Motocorsa Racing	Ducati Panigale V4R	IND	1'42.191	1.226	0.092	17	161,768	306,1
12	76 L. BAZ	FRA	Bonovo Action BMW	BMW M1000RR	IND	1'42.215	1.250	0.024	17	161,730	314,1
13	5 P. OETTL	GER	Team Gooleven	Ducati Panigale V4R	IND	1'42.295	1.330	0.080	16	161,603	309,6
14	2 R. TAMBURINI	ITA	Yamaha Motoxrcing WorldSBK Team	Yamaha YZF R1	IND	1'42.509	1.544	0.214	18	161,266	309,6
15	60 M. VAN DER MARK	NED	BMW Motorrad WorldSBK Team	BMW M1000RR		1'42.552	1.587	0.043	15	161,198	311,4
16	50 E. LAVERTY	IRL	Bonovo Action BMW	BMW M1000RR	IND	1'42.570	1.605	0.018	16	161,170	312,3
17	91 L. HASLAM	GBR	TPR Team Pedercini Racing	Kawasaki ZX-10RR	IND	1'42.770	1.805	0.200	16	160,856	300,2
18	33 J. GAGNE	USA	Attack Performance Yamaha Racing	Yamaha YZF R1	IND	1'43.079	2.114	0.309	16	160,374	301,8
19	44 L. MAHIAS	FRA	Kawasaki Puccetti Racing	Kawasaki ZX-10RR	IND	1'43.146	2.181	0.067	11	160,270	303,5
20	23 C. PONSSON	FRA	Gil Motor Sport-Yamaha	Yamaha YZF R1	IND	1'43.279	2.314	0.133	16	160,064	303,5
21	35 H. SYAHRIN	MAS	MIE Racing Honda Team	Honda CBR1000 RR-R	IND	1'43.357	2.392	0.078	15	159,943	299,3
22	17 M. FRITZ	GER	IXS - Yart - Yamaha	Yamaha YZF R1	IND	1'43.415	2.450	0.058	19	159,853	301,0
23	36 L. MERCADO	ARG	MIE Racing Honda Team	Honda CBR1000 RR-R	IND	1'43.416	2.451	0.001	15	159,851	307,8
24	3 K. NOZANE	JPN	GYTR GRT Yamaha WorldSBK Team	Yamaha YZF R1	IND	1'43.622	2.657	0.206	17	159,534	305,2
25	29 L. BERNARDI	SMR	BARNI Spark Racing Team	Ducati Panigale V4R	IND	1'44.454	3.489	0.832	13	158,263	300,2
26	52 O. KONIG	CZE	Orelac Racing Verdnatura	Kawasaki ZX-10RR	IND	1'45.647	4.682	1.193	17	156,476	300,2

Qualifying Lap Time (105% of 1'40.965): 1'46.014

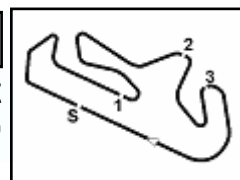
AIR	Humidity:	54%	Temp:	25°C
TRACK	Condition:	Dry	Temp:	31°C

Records	Pole	(SP)	2021 T.Razgatioglu	1'40.219	164,950	Km/h
	Race	(SPRC)	2019 J.Rea	1'41.272	163,240	Km/h
	All Times	(SP)	2021 T.Razgatioglu	1'40.219	164,950	Km/h

Start 07/10/2022 10:30 End 11:17 The results are provisional until the end of the time limit for protests and appeals and the completion of the technical checks.

These data/results cannot be reproduced, stored and/or transmitted in whole or in part by any manner of electronic, mechanical, photocopying, recording, broadcasting or otherwise now known or herein after developed without the previous express consent by the copyright owner, except for reproduction in daily press and regular printed publications on sale to the public within 60 days of the event related to those data/results and always provided that copyright symbol appears together as follows below.

© DORNA WSBK ORGANIZATION Srl 2022



Pirelli Portuguese Round, 7-9 October 2022

Results Free Practice 1st Session

Session Highlights

Local Time	No. Rider	Description
10.30.00		Start
10.31.22		WorldSBK Pit Intervention Time: 1min 35secs
10.36.28	23 C. PONSSON	Lap Cancelled [1'44.149] - Exceeded Track Limits - Turn 14
10.40.56	45 S. REDDING	Racelink Gps NDT working
10.43.03		All racelinks status will be emailed to the team manager mail Please check at end of session
10.43.58	17 M. FRITZ	Racelink NDT working
10.47.26	31 G. GERLOFF	Lap Cancelled [2'08.736] - Exceeded Track Limits - Turn 2
11.10.19	44 L. MAHIAS	Crashed - Turn 3
11.13.22	76 L. BAZ	Lap Cancelled [1'49.674] - Yellow Flag - Turn 3
11.13.32	65 J. REA	Lap Cancelled [5'12.709] - Yellow Flag - Turn 3
11.13.37	47 A. BASSANI	Lap Cancelled [1'50.389] - Yellow Flag - Turn 3
11.13.42	21 M. RINALDI	Lap Cancelled [5'53.591] - Yellow Flag - Turn 3
11.13.47	50 E. LAVERTY	Lap Cancelled [1'52.577] - Yellow Flag - Turn 3
11.13.52	35 H. SYHRIN	Lap Cancelled [1'44.345] - Yellow Flag - Turn 3
11.17.08		End Of Session

Fastest Laps Sequence

No.	Rider	Nat	Team	Bike	Local Time	Time	Gap	Avg
50	E. LAVERTY	IRL	Bonovo Action BMW	BMW M1000RR	10:33'44.973	1'44.118		158,774
7	I. LECUONA	ESP	Team HRC	Honda CBR1000 RR-R	10:33'45.057	1'43.910	-0.208	159,092
76	L. BAZ	FRA	Bonovo Action BMW	BMW M1000RR	10:33'45.631	1'43.605	-0.305	159,560
60	M. VAN DER MARK	NED	BMW Motorrad WorldSBK Team	BMW M1000RR	10:33'59.366	1'43.590	-0.015	159,583
22	A. LOWES	GBR	Kawasaki Racing Team WorldSBK	Kawasaki ZX-10RR	10:34'08.260	1'42.870	-0.720	160,700
65	J. REA	GBR	Kawasaki Racing Team WorldSBK	Kawasaki ZX-10RR	10:34'10.785	1'42.093	-0.777	161,923
1	T. RAZGATLIOGLU	TUR	Pata Yamaha with Brixx WorldSBK	Yamaha YZF R1	10:35'44.726	1'41.532	-0.561	162,818
1	T. RAZGATLIOGLU	TUR	Pata Yamaha with Brixx WorldSBK	Yamaha YZF R1	10:40'52.102	1'41.249	-0.283	163,273
31	G. GERLOFF	USA	GYTR GRT Yamaha WorldSBK Team	Yamaha YZF R1	11:07'18.603	1'41.186	-0.063	163,374
31	G. GERLOFF	USA	GYTR GRT Yamaha WorldSBK Team	Yamaha YZF R1	11:08'59.685	1'41.082	-0.104	163,542
21	M. RINALDI	ITA	Aruba.it Racing - Ducati	Ducati Panigale V4R	11:13'37.452	1'40.965	-0.117	163,732

Start 07/10/2022 10:30 End 11:17 The results are provisional until the end of the time limit for protests and appeals and the completion of the technical checks.

These data/results cannot be reproduced, stored and/or transmitted in whole or in part by any manner of electronic, mechanical, photocopying, recording, broadcasting or otherwise now known or herein after developed without the previous express consent by the copyright owner, except for reproduction in daily press and regular printed publications on sale to the public within 60 days of the event related to those data/results and always provided that copyright symbol appears together as follows below.

© DORNA WSBK ORGANIZATION Srl 2022

Pirelli Portuguese Round, 7-9 October 2022

Best Sectors & Speed Free Practice 1st Session

BEST LAP			
1	21	M. RINALDI	Ducati Panigale V4R 1'40.965
2	31	G. GERLOFF	Yamaha YZF R1 1'41.082
3	1	T. RAZGATLIOGLU	Yamaha YZF R1 1'41.249
4	65	J. REA	Kawasaki ZX-10RR 1'41.356
5	19	A. BAUTISTA	Ducati Panigale V4R 1'41.512
6	22	A. LOWES	Kawasaki ZX-10RR 1'41.586
7	55	A. LOCATELLI	Yamaha YZF R1 1'41.760
8	45	S. REDDING	BMW M1000RR 1'41.946
9	97	X. VIERGE	Honda CBR1000 RR-R 1'41.972
10	7	I. LECUONA	Honda CBR1000 RR-R 1'42.099
11	47	A. BASSANI	Ducati Panigale V4R 1'42.191
12	76	L. BAZ	BMW M1000RR 1'42.215
13	5	P. OETTL	Ducati Panigale V4R 1'42.295
14	2	R. TAMBURINI	Yamaha YZF R1 1'42.509
15	60	M. VAN DER MARK	BMW M1000RR 1'42.552
16	50	E. LAVERTY	BMW M1000RR 1'42.570
17	91	L. HASLAM	Kawasaki ZX-10RR 1'42.770
18	33	J. GAGNE	Yamaha YZF R1 1'43.079
19	44	L. MAHIAS	Kawasaki ZX-10RR 1'43.146
20	23	C. PONSSON	Yamaha YZF R1 1'43.279
21	35	H. SYHRIN	Honda CBR1000 RR-R 1'43.357
22	17	M. FRITZ	Yamaha YZF R1 1'43.415
23	36	L. MERCADO	Honda CBR1000 RR-R 1'43.416
24	3	K. NOZANE	Yamaha YZF R1 1'43.622
25	29	L. BERNARDI	Ducati Panigale V4R 1'44.454
26	52	D. KONIG	Kawasaki ZX-10RR 1'45.647

SPEED			
1	7	I. LECUONA	Honda CBR1000 RR-R 317,8
2	97	X. VIERGE	Honda CBR1000 RR-R 316,8
3	45	S. REDDING	BMW M1000RR 315,0
4	76	L. BAZ	BMW M1000RR 314,1
5	65	J. REA	Kawasaki ZX-10RR 313,2
6	31	G. GERLOFF	Yamaha YZF R1 313,2
7	21	M. RINALDI	Ducati Panigale V4R 313,2
8	55	A. LOCATELLI	Yamaha YZF R1 313,2
9	1	T. RAZGATLIOGLU	Yamaha YZF R1 312,3
10	50	E. LAVERTY	BMW M1000RR 312,3
11	60	M. VAN DER MARK	BMW M1000RR 311,4
12	22	A. LOWES	Kawasaki ZX-10RR 310,5
13	5	P. OETTL	Ducati Panigale V4R 309,6
14	2	R. TAMBURINI	Yamaha YZF R1 309,6
15	19	A. BAUTISTA	Ducati Panigale V4R 308,7
16	36	L. MERCADO	Honda CBR1000 RR-R 307,8
17	47	A. BASSANI	Ducati Panigale V4R 306,1
18	3	K. NOZANE	Yamaha YZF R1 305,2
19	23	C. PONSSON	Yamaha YZF R1 303,5
20	44	L. MAHIAS	Kawasaki ZX-10RR 303,5
21	33	J. GAGNE	Yamaha YZF R1 301,8
22	17	M. FRITZ	Yamaha YZF R1 301,0
23	52	D. KONIG	Kawasaki ZX-10RR 300,2
24	29	L. BERNARDI	Ducati Panigale V4R 300,2
25	91	L. HASLAM	Kawasaki ZX-10RR 300,2
26	35	H. SYHRIN	Honda CBR1000 RR-R 299,3

SEG. 1		
1	1	T. RAZGATLIOGLU 31.773
2	19	A. BAUTISTA 31.854
3	21	M. RINALDI 31.878
4	55	A. LOCATELLI 31.916
5	65	J. REA 31.918
6	31	G. GERLOFF 31.964
7	22	A. LOWES 31.987
8	45	S. REDDING 32.097
9	97	X. VIERGE 32.113
10	5	P. OETTL 32.161
11	47	A. BASSANI 32.168
12	2	R. TAMBURINI 32.168
13	76	L. BAZ 32.177
14	7	I. LECUONA 32.238
15	60	M. VAN DER MARK 32.262
16	50	E. LAVERTY 32.321
17	23	C. PONSSON 32.494
18	91	L. HASLAM 32.513
19	44	L. MAHIAS 32.547
20	33	J. GAGNE 32.649
21	36	L. MERCADO 32.667
22	3	K. NOZANE 32.712
23	17	M. FRITZ 32.720
24	35	H. SYHRIN 32.747
25	29	L. BERNARDI 33.023
26	52	D. KONIG 33.306

SEG. 2		
1	31	G. GERLOFF 29.941
2	21	M. RINALDI 29.989
3	1	T. RAZGATLIOGLU 30.004
4	22	A. LOWES 30.065
5	65	J. REA 30.088
6	55	A. LOCATELLI 30.266
7	45	S. REDDING 30.294
8	19	A. BAUTISTA 30.310
9	97	X. VIERGE 30.438
10	5	P. OETTL 30.443
11	7	I. LECUONA 30.447
12	76	L. BAZ 30.447
13	91	L. HASLAM 30.462
14	60	M. VAN DER MARK 30.510
15	50	E. LAVERTY 30.518
16	23	C. PONSSON 30.586
17	44	L. MAHIAS 30.592
18	2	R. TAMBURINI 30.603
19	35	H. SYHRIN 30.642
20	47	A. BASSANI 30.647
21	17	M. FRITZ 30.652
22	33	J. GAGNE 30.696
23	36	L. MERCADO 30.796
24	3	K. NOZANE 30.982
25	29	L. BERNARDI 31.044
26	52	D. KONIG 31.493

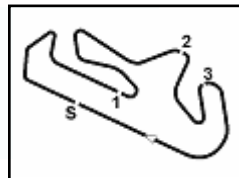
SEG. 3		
1	1	T. RAZGATLIOGLU 21.160
2	65	J. REA 21.174
3	31	G. GERLOFF 21.254
4	7	I. LECUONA 21.333
5	21	M. RINALDI 21.334
6	22	A. LOWES 21.341
7	19	A. BAUTISTA 21.345
8	47	A. BASSANI 21.355
9	55	A. LOCATELLI 21.366
10	45	S. REDDING 21.371
11	76	L. BAZ 21.406
12	97	X. VIERGE 21.476
13	2	R. TAMBURINI 21.488
14	91	L. HASLAM 21.525
15	50	E. LAVERTY 21.528
16	44	L. MAHIAS 21.556
17	60	M. VAN DER MARK 21.630
18	5	P. OETTL 21.630
19	17	M. FRITZ 21.631
20	33	J. GAGNE 21.660
21	36	L. MERCADO 21.662
22	35	H. SYHRIN 21.734
23	3	K. NOZANE 21.742
24	23	C. PONSSON 21.762
25	29	L. BERNARDI 21.858
26	52	D. KONIG 22.170

SEG. 4		
1	31	G. GERLOFF 17.731
2	97	X. VIERGE 17.735
3	19	A. BAUTISTA 17.749
4	21	M. RINALDI 17.764
5	5	P. OETTL 17.789
6	7	I. LECUONA 17.800
7	45	S. REDDING 17.804
8	65	J. REA 17.811
9	47	A. BASSANI 17.850
10	3	K. NOZANE 17.882
11	50	E. LAVERTY 17.884
12	33	J. GAGNE 17.895
13	22	A. LOWES 17.908
14	76	L. BAZ 17.924
15	60	M. VAN DER MARK 17.943
16	2	R. TAMBURINI 17.953
17	44	L. MAHIAS 18.010
18	55	A. LOCATELLI 18.017
19	1	T. RAZGATLIOGLU 18.028
20	36	L. MERCADO 18.041
21	17	M. FRITZ 18.053
22	91	L. HASLAM 18.123
23	35	H. SYHRIN 18.148
24	23	C. PONSSON 18.184
25	29	L. BERNARDI 18.353
26	52	D. KONIG 18.521

07/10/2022

These data/results cannot be reproduced, stored and/or transmitted in whole or in part by any manner of electronic, mechanical, photocopying, recording, broadcasting or otherwise now known or herein after developed without the previous express consent by the copyright owner, except for reproduction in daily press and regular printed publications on sale to the public within 60 days of the event related to those data/results and always provided that copyright symbol appears together as follows below.

© DORNA WSBK ORGANIZATION Srl 2022



Portimao 4.592 m

Pirelli Portuguese Round, 7-9 October 2022

Ideal Times Free Practice 1st Session

No. Rider	Nat	Bike	Seg. 1 Diff. 1	Seg. 2 Diff. 2	Seg. 3 Diff. 3	Seg. 4 Diff. 4	Ideal Time Best Lap	Pos.	Diff.
1 31 G. GERLOFF	USA	Yamaha YZF R1	31.964 +0.012	29.941	21.254 +0.021	17.731 +0.159	1'40.890 1'41.082	2	0.192
2 1 T. RAZGATLIOGLU	TUR	Yamaha YZF R1	31.773 +0.078	30.004 +0.173	21.160 +0.033	18.028	1'40.965 1'41.249	3	0.284
3 21 M. RINALDI	ITA	Ducati Panigale V4R	31.878	29.989	21.334	17.764	1'40.965 1'40.965	1	
4 65 J. REA	GBR	Kawasaki ZX-10RR	31.918 +0.105	30.088 +0.073	21.174 +0.101	17.811 +0.086	1'40.991 1'41.356	4	0.365
5 19 A. BAUTISTA	ESP	Ducati Panigale V4R	31.854 +0.078	30.310 +0.014	21.345 +0.033	17.749 +0.129	1'41.258 1'41.512	5	0.254
6 22 A. LOWES	GBR	Kawasaki ZX-10RR	31.987	30.065	21.341 +0.166	17.908 +0.219	1'41.301 1'41.686	6	0.385
7 55 A. LOCATELLI	ITA	Yamaha YZF R1	31.916	30.266 +0.172	21.366 +0.023	18.017	1'41.565 1'41.760	7	0.195
8 45 S. REDDING	GBR	BMW M1000RR	32.097 +0.256	30.294 +0.044	21.371 +0.080	17.804	1'41.566 1'41.946	8	0.380
9 97 X. VIERGE	ESP	Honda CBR1000 RR-R	32.113 +0.095	30.438	21.476 +0.012	17.735 +0.103	1'41.762 1'41.972	9	0.210
10 7 I. LECUONA	ESP	Honda CBR1000 RR-R	32.238 +0.038	30.447 +0.089	21.333 +0.095	17.800 +0.059	1'41.818 1'42.099	10	0.281
11 76 L. BAZ	FRA	BMW M1000RR	32.177 +0.039	30.447 +0.031	21.406 +0.140	17.924 +0.051	1'41.954 1'42.215	12	0.261
12 47 A. BASSANI	ITA	Ducati Panigale V4R	32.168	30.647	21.355 +0.064	17.850 +0.107	1'42.020 1'42.191	11	0.171
13 5 P. OETTL	GER	Ducati Panigale V4R	32.161 +0.096	30.443	21.630 +0.061	17.789 +0.115	1'42.023 1'42.295	13	0.272
14 2 R. TAMBURINI	ITA	Yamaha YZF R1	32.168	30.603 +0.063	21.488 +0.104	17.953 +0.130	1'42.212 1'42.509	14	0.297
15 50 E. LAVERTY	IRL	BMW M1000RR	32.321 +0.293	30.518 +0.026	21.528	17.884	1'42.251 1'42.570	16	0.319
16 60 M. VAN DER MARK	NED	BMW M1000RR	32.262 +0.069	30.510	21.630	17.943 +0.138	1'42.345 1'42.552	15	0.207
17 91 L. HASLAM	GBR	Kawasaki ZX-10RR	32.513 +0.031	30.462	21.525	18.123 +0.116	1'42.623 1'42.770	17	0.147
18 44 L. MAHIAS	FRA	Kawasaki ZX-10RR	32.547 +0.089	30.592	21.556 +0.033	18.010 +0.319	1'42.705 1'43.146	19	0.441
19 33 J. GAGNE	USA	Yamaha YZF R1	32.649	30.696 +0.014	21.660 +0.014	17.895 +0.151	1'42.900 1'43.079	18	0.179
20 23 C. PONSSON	FRA	Yamaha YZF R1	32.494 +0.079	30.586 +0.072	21.762 +0.047	18.184 +0.055	1'43.026 1'43.279	20	0.253
21 17 M. FRITZ	GER	Yamaha YZF R1	32.720 +0.176	30.652	21.631 +0.090	18.053 +0.093	1'43.056 1'43.415	22	0.359
22 36 L. MERCADO	ARG	Honda CBR1000 RR-R	32.667	30.796	21.662	18.041 +0.250	1'43.166 1'43.416	23	0.250
23 35 H. SYHRIN	MAS	Honda CBR1000 RR-R	32.747 +0.075	30.642	21.734	18.148 +0.011	1'43.271 1'43.357	21	0.086
24 3 K. NOZANE	JPN	Yamaha YZF R1	32.712	30.982	21.742	17.882 +0.304	1'43.318 1'43.622	24	0.304
25 29 L. BERNARDI	SMR	Ducati Panigale V4R	33.023 +0.072	31.044	21.858	18.353 +0.104	1'44.278 1'44.454	25	0.176
26 52 O. KONIG	CZE	Kawasaki ZX-10RR	33.306 +0.052	31.493 +0.085	22.170	18.521 +0.020	1'45.490 1'45.647	26	0.157
Overall Ideal Time			31.773	29.941	21.160	17.731	1'40.605		

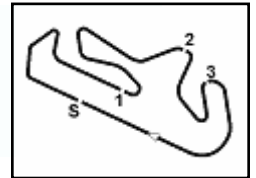
07/10/2022

These data/results cannot be reproduced, stored and/or transmitted in whole or in part by any manner of electronic, mechanical, photocopying, recording, broadcasting or otherwise now known or herein after developed without the previous express consent by the copyright owner, except for reproduction in daily press and regular printed publications on sale to the public within 60 days of the event related to those data/results and always provided that copyright symbol appears together as follows below.

© DORNA WSBK ORGANIZATION Srl 2022

FIGR PERUGIA TIMING





Pirelli Portuguese Round, 7-9 October 2022

Chronological Analysis Free Practice 1st Session

1° 21 M. RINALDI [1'40.965]							
Lap	Seg1	Seg2	Seg3	Seg4	Lap Time	km/h	Local Time
1		31.787	22.058	18.479			10:33'02.780
2	33.032	30.896	21.695	18.017	1'43.640	296,9	10:34'46.420
3	32.673	30.452	21.508	17.897	1'42.530	303,5	10:36'28.950
4	32.214	30.636	21.457	17.830	1'42.137	307,8	10:38'11.087
5	32.222	30.518	21.543	17.913	1'42.196	305,2	10:39'53.283
6	32.593	30.500	21.692	17.929	1'42.714	301,8	10:41'35.997
7	32.320	37.534	22.877	18.059	1'50.790	303,5	10:43'26.787
8	32.267	30.356	21.429	17.939	1'41.991	313,2	10:45'08.778
9	34.452	32.369	22.678	39.379	2'08.878P	286,7	10:47'17.656
10	10'18.015	31.103	21.627	18.029	1'28.774P		10:58'46.430
11	32.212	30.254	21.638	17.894	1'41.998	310,5	11:00'28.428
12	32.142	30.419	21.495	17.839	1'41.895	311,4	11:02'10.323
13	32.107	30.313	21.502	17.875	1'41.797	307,8	11:03'52.120
14	34.169	33.607	23.394	39.606	2'10.776P	294,5	11:06'02.896
15	4'42.987	31.133	21.572	17.899	5'53.591CP		11:11'56.487
16	31.878	29.989	21.334	17.764	1'40.965	313,2	11:13'37.452
17	40.494	32.051	22.750	18.572	1'53.867	313,2	11:15'31.319

4° 65 J. REA [1'41.356]							
Lap	Seg1	Seg2	Seg3	Seg4	Lap Time	km/h	Local Time
1		31.696	22.438	17.851			10:32'28.692
2	32.334	30.551	21.331	17.877	1'42.093	299,3	10:34'10.785
3	32.212	30.275	21.285	17.888	1'41.660	313,2	10:35'52.445
4	32.169	30.301	21.489	17.811	1'41.770	306,1	10:37'34.215
5	34.236	31.632	22.100	18.018	1'45.986	295,3	10:39'20.201
6	32.023	30.161	21.275	17.897	1'41.356	312,3	10:41'01.557
7	31.918	30.638	21.287	18.124	1'41.967	311,4	10:42'43.524
8	32.039	30.233	21.174	17.980	1'41.426	312,3	10:44'24.950
9	31.982	30.088	26.724	39.689	2'08.483P	310,5	10:46'33.433
10	11'33.844	31.018	21.834	18.177	12'44.873P		10:59'18.306
11	32.131	30.475	21.366	18.003	1'41.975	312,3	11:01'00.281
12	31.940	30.584	21.280	17.977	1'41.781	308,7	11:02'42.062
13	31.990	30.375	21.356	18.089	1'41.810	310,5	11:04'23.872
14	33.434	32.186	22.682	37.177	2'05.479P	311,4	11:06'29.351
15	3'59.968	31.840	22.675	18.226	5'12.709CP		11:11'42.060
16	32.616	30.528	22.579	18.415	1'44.138	310,5	11:13'26.198
17	32.057	30.176	21.348	18.113	1'41.694	311,4	11:15'07.892

2° 31 G. GERLOFF [1'41.082]							
Lap	Seg1	Seg2	Seg3	Seg4	Lap Time	km/h	Local Time
1		32.619	22.771	18.366			10:32'22.342
2	33.979	31.567	22.135	41.262	2'08.943P	291,3	10:34'31.285
3	1'05.974	30.977	21.619	18.070	2'16.640P		10:36'47.925
4	32.260	30.702	21.782	17.961	1'42.705	309,6	10:38'30.630
5	32.564	30.441	21.451	18.035	1'42.491	311,4	10:40'13.121
6	32.148	30.215	21.940	17.980	1'42.283	310,5	10:41'55.404
7	31.964	30.359	21.619	17.968	1'41.910	313,2	10:43'37.314
8	35.856	31.486	21.882	39.512	2'08.736C	309,6	10:45'46.500
9	6'06.555	30.897	21.548	18.027	7'17.027		10:53'03.077
10	32.265	30.309	21.254	18.028	1'41.856	309,6	10:54'44.933
11	34.157	30.936	22.028	17.995	1'45.116	309,6	10:56'30.049
12	32.158	30.250	21.449	17.938	1'41.795	309,6	10:58'11.844
13	32.744	31.068	21.624	38.413	2'03.849P	305,2	11:00'15.693
14	4'11.132	31.109	21.626	17.857	5'21.724P		11:05'37.417
15	31.986	30.169	21.300	17.731	1'41.186	308,7	11:07'18.603
16	31.976	29.941	21.275	17.890	1'41.082	310,5	11:08'59.685
17	36.073	31.038	21.582	17.839	1'46.532	313,2	11:10'46.217
18	36.180	31.074	21.572	17.990	1'46.816	312,3	11:12'33.033
19	32.041	30.788	21.307	17.906	1'42.042	312,3	11:14'15.075
20	32.284	30.084	21.413	17.872	1'41.653	310,5	11:15'56.728

5° 19 A. BAUTISTA [1'41.512]							
Lap	Seg1	Seg2	Seg3	Seg4	Lap Time	km/h	Local Time
1		32.671	22.581	18.071			10:32'23.780
2	33.414	31.077	21.914	18.893	1'45.298	275,0	10:34'09.078
3	32.493	30.574	21.513	17.749	1'42.329	296,9	10:35'51.407
4	32.448	30.855	21.543	17.815	1'42.661	287,4	10:37'34.068
5	32.219	30.665	21.737	17.818	1'42.439	296,9	10:39'16.507
6	37.959	30.759	21.677	17.818	1'48.213	282,2	10:41'04.720
7	32.211	30.648	21.566	17.882	1'42.307	294,5	10:42'47.027
8	32.070	31.038	21.565	17.836	1'42.509	296,1	10:44'29.536
9	32.260	30.599	21.621	18.096	1'42.576	297,7	10:46'12.112
10	32.302	30.521	21.570	17.888	1'42.281	292,1	10:47'54.393
11	32.405	30.397	21.532	17.893	1'42.227	292,9	10:49'36.620
12	32.186	30.400	21.409	17.846	1'41.841	296,1	10:51'18.461
13	32.162	30.310	23.644	41.191	2'07.307P	300,2	10:53'25.768
14	11'15.809	30.808	21.665	18.026	12'26.308P		11:05'52.076
15	32.163	30.536	21.345	17.915	1'41.959	302,7	11:07'34.035
16	31.854	30.533	21.529	17.792	1'41.708	307,0	11:09'15.743
17	31.900	30.517	21.369	17.903	1'41.689	303,5	11:10'57.432
18	32.025	30.423	21.460	17.905	1'41.813	300,2	11:12'39.245
19	35.488	30.580	21.489	17.897	1'45.454	308,7	11:14'24.699
20	31.932	30.324	21.378	17.878	1'41.512	307,0	11:16'06.211

3° 1 T. RAZGATLIOGLU [1'41.249]							
Lap	Seg1	Seg2	Seg3	Seg4	Lap Time	km/h	Local Time
1		31.745	21.955	18.198			10:32'18.760
2	33.268	31.450	21.613	18.103	1'44.434	290,5	10:34'03.194
3	32.080	30.089	21.303	18.060	1'41.532	309,6	10:35'44.726
4	31.796	30.118	21.191	19.994	1'43.099	311,4	10:37'27.825
5	33.078	30.488	21.419	18.043	1'43.028	297,7	10:39'10.853
6	31.851	30.177	21.193	18.028	1'41.249	312,3	10:40'52.102
7	31.939	30.178	21.262	18.032	1'41.411	309,6	10:42'33.513
8	32.679	31.127	21.707	39.255	2'04.768P	310,5	10:44'38.281
9	11'40.608	31.271	21.620	18.122	12'51.621P		10:57'29.902
10	31.992	30.004	21.194	18.061	1'41.251	307,8	10:59'11.153
11	31.937	30.091	21.263	18.066	1'41.357	308,7	11:00'52.510
12	31.912	30.139	21.193	18.089	1'41.333	310,5	11:02'33.843
13	31.921	30.133	21.160	18.041	1'41.255	310,5	11:04'15.098
14	31.773	30.208	22.350	18.361	1'42.692	311,4	11:05'57.790
15	32.201	30.191	21.169	18.075	1'41.636	307,8	11:07'39.426
16	32.008	30.336	21.246	18.044	1'41.634	310,5	11:09'21.060
17	35.167	32.519	22.275	38.844	2'08.805P	307,8	11:11'29.865
18	3'39.965	30.993	21.434	18.214	4'50.606P		11:16'20.471

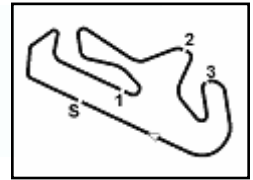
6° 22 A. LOWES [1'41.686]							
Lap	Seg1	Seg2	Seg3	Seg4	Lap Time	km/h	Local Time
1		32.973	22.532	18.192			10:32'25.390
2	32.678	30.516	21.768	17.908	1'42.870	307,0	10:34'08.260
3	32.250	30.226	21.341	17.912	1'41.729	296,9	10:35'49.989
4	32.373	30.269	21.712	17.992	1'42.346	296,9	10:37'32.335
5	32.075	30.248	21.451	17.972	1'41.746	302,7	10:39'14.081
6	31.987	30.065	21.507	18.127	1'41.686	306,1	10:40'55.767
7	32.069	38.398	21.973	41.700	2'14.140P	308,7	10:43'09.907
8	8'04.485	31.445	21.975	18.473	9'16.378P		10:52'26.285
9	32.492	30.439	21.639	18.244	1'42.814	301,0	10:54'09.099
10	32.242	30.986	21.530	18.214	1'42.972	304,4	10:55'52.071
11	32.225	30.465	21.546	17.993	1'42.229	307,0	10:57'34.300
12	32.310	30.344	21.604	18.220	1'42.478	309,6	10:59'16.778
13	32.322	30.337	21.582	18.062	1'42.303	303,5	11:00'59.081
14	32.058	30.399	21.590	18.083	1'42.130	310,5	11:02'41.211
15	40.735	32.898	22.248	40.697	2'16.578P	309,6	11:04'57.789
16	6'25.182	32.135	22.753	41.617	8'01.687P		11:12'59.476

07/10/2022

P = Pits In/Out - C = Lap Time Cancelled

These data/results cannot be reproduced, stored and/or transmitted in whole or in part by any manner of electronic, mechanical, photocopying, recording, broadcasting or otherwise now known or herein after developed without the previous express consent by the copyright owner, except for reproduction in daily press and regular printed publications on sale to the public within 60 days of the event related to those data/results and always provided that copyright symbol appears together as follows below.

© DORNA WSBK ORGANIZATION Srl 2022



Portimao 4.592 m

2 / 5

Pirelli Portuguese Round, 7-9 October 2022

Chronological Analysis Free Practice 1st Session

7° 55 A. LOCATELLI [1'41.760]							
Lap	Seg.1	Seg.2	Seg.3	Seg.4	Lap Time	km/h	Local Time
1		33.051	22.632	18.389			10:32'05.748
2	33.531	31.150	21.818	18.381	1'44.880	305,2	10:33'50.628
3	32.835	30.590	21.695	18.417	1'43.537	304,4	10:35'34.165
4	32.495	30.523	21.710	18.076	1'42.804	307,0	10:37'16.969
5	34.246	30.932	21.701	18.167	1'45.046	311,4	10:39'02.015
6	32.290	30.575	21.539	18.161	1'42.565	308,7	10:40'44.580
7	32.363	30.679	21.665	18.200	1'42.907	307,8	10:42'27.487
8	32.250	30.512	21.585	18.258	1'42.605	307,8	10:44'10.092
9	32.220	30.609	21.545	18.248	1'42.622	308,7	10:45'52.714
10	33.208	31.405	22.200	39.418	2'06.231P	305,2	10:47'58.945
11	9'58.314	32.403	23.622	18.161	11'12.500P		10:59'11.445
12	32.265	30.435	21.442	18.195	1'42.337	294,5	11:00'53.782
13	32.306	30.522	21.668	18.313	1'42.809	305,2	11:02'36.591
14	32.297	30.579	21.458	18.271	1'42.605	309,6	11:04'19.196
15	32.369	31.979	22.219	38.992	2'05.559P	307,8	11:06'24.755
16	3'10.412	32.949	21.663	18.783	4'23.807P		11:10'48.562
17	31.916	30.438	21.389	18.017	1'41.760	308,7	11:12'30.322
18	32.253	30.318	22.961	18.343	1'43.875	313,2	11:14'14.197
19	32.100	30.266	21.366	18.078	1'41.810	311,4	11:15'56.007

18	32.278	30.524	21.539	17.842	1'42.183	311,4	11:12'20.031
19	32.268	30.500	21.497	17.859	1'42.124	314,1	11:14'02.155
20	35.893	31.830	21.905	17.955	1'47.583	316,8	11:15'49.738

8° 45 S. REDDING [1'41.946]							
Lap	Seg.1	Seg.2	Seg.3	Seg.4	Lap Time	km/h	Local Time
1		32.513	22.551	38.804			10:32'41.153
2	2'37.030	31.972	21.426	17.852	3'48.280P		10:36'29.433
3	32.353	30.338	21.451	17.804	1'41.946	309,6	10:38'11.379
4	32.293	30.294	21.578	17.815	1'41.980	306,1	10:39'53.359
5	32.097	30.408	21.559	17.902	1'41.966	310,5	10:41'35.325
6	36.142	30.802	21.567	18.076	1'46.587	313,2	10:43'21.912
7	32.230	30.494	21.371	17.955	1'42.050	315,0	10:45'03.962
8	32.118	30.515	21.518	18.058	1'42.209	304,4	10:46'46.171
9	32.219	30.424	21.606	18.020	1'42.269	307,0	10:48'28.440
10	34.255	30.691	25.191	18.391	1'48.528	295,3	10:50'16.968
11	32.172	30.376	21.540	18.044	1'42.132	311,4	10:51'59.100
12	32.097	30.455	21.608	18.097	1'42.257	304,4	10:53'41.357
13	35.290	31.515	21.947	39.261	2'08.013P	302,7	10:55'49.370
14	12'03.714	31.429	21.815	18.226	13'15.184P		11:09'04.554
15	32.199	30.570	21.729	18.036	1'42.534	310,5	11:10'47.088
16	32.186	36.110	23.494	18.263	1'50.053	310,5	11:12'37.141
17	32.379	30.653	21.795	18.263	1'43.090	308,7	11:14'20.231
18	32.309	30.681	21.714	18.172	1'42.876	306,1	11:16'03.107

10° 7 I. LECUONA [1'42.099]							
Lap	Seg.1	Seg.2	Seg.3	Seg.4	Lap Time	km/h	Local Time
1		32.482	22.641	18.237			10:32'01.147
2	33.293	30.824	21.710	18.083	1'43.910	292,1	10:33'45.057
3	32.457	30.647	21.560	18.106	1'42.770	306,1	10:35'27.827
4	32.691	30.518	21.547	17.893	1'42.649	312,3	10:37'10.476
5	32.271	30.604	21.440	17.800	1'42.115	313,2	10:38'52.591
6	32.276	30.536	21.428	17.859	1'42.099	312,3	10:40'34.690
7	37.178	31.597	21.644	18.040	1'48.459	317,8	10:42'23.149
8	32.539	30.447	21.349	17.837	1'42.172	305,2	10:44'05.321
9	32.311	30.588	21.333	17.922	1'42.154	314,1	10:45'47.475
10	38.918	31.362	22.129	38.727	2'11.136P	282,2	10:47'58.611
11	14'28.320	31.862	27.116	18.276	15'45.574P		11:03'44.185
12	32.543	30.546	21.428	17.979	1'42.496	305,2	11:05'26.681
13	32.404	30.588	21.509	17.847	1'42.348	305,2	11:07'09.029
14	32.296	30.610	21.342	17.963	1'42.211	309,6	11:08'51.240
15	32.238	30.589	21.820	18.011	1'42.658	302,7	11:10'33.898
16	32.360	33.938	23.413	18.102	1'47.813	305,2	11:12'21.711
17	32.364	30.632	21.460	18.004	1'42.460	305,2	11:14'04.171
18	32.294	30.685	21.483	18.022	1'42.484	307,0	11:15'46.655

9° 97 X. VIERGE [1'41.972]							
Lap	Seg.1	Seg.2	Seg.3	Seg.4	Lap Time	km/h	Local Time
1		32.955	22.996	18.456			10:32'22.181
2	33.949	31.626	22.062	17.933	1'45.570	289,7	10:34'07.751
3	32.901	31.031	21.752	17.735	1'43.419	301,0	10:35'51.170
4	32.543	32.132	21.641	17.797	1'44.113	293,7	10:37'35.283
5	32.489	30.696	21.677	17.865	1'42.727	301,0	10:39'18.010
6	35.022	31.030	23.047	17.832	1'46.931	304,4	10:41'04.941
7	32.478	30.699	21.551	17.858	1'42.586	294,5	10:42'47.527
8	32.313	30.664	21.580	17.852	1'42.409	301,8	10:44'29.936
9	32.352	30.581	21.618	18.241	1'42.792	297,7	10:46'12.728
10	32.441	30.630	21.476	17.804	1'42.351	294,5	10:47'55.079
11	32.755	31.166	21.949	38.989	2'04.859P	296,1	10:49'59.938
12	7'20.187	31.302	21.871	18.088	8'31.448P		10:58'31.386
13	32.649	30.729	21.636	17.926	1'42.940	303,5	11:00'14.326
14	32.113	32.318	21.757	17.985	1'44.173	311,4	11:01'58.499
15	32.693	30.880	22.119	39.557	2'05.249P	303,5	11:04'03.748
16	3'41.356	30.992	21.925	17.855	4'52.128P		11:08'55.876
17	32.208	30.438	21.488	17.838	1'41.972	309,6	11:10'37.848

11° 47 A. BASSANI [1'42.191]							
Lap	Seg.1	Seg.2	Seg.3	Seg.4	Lap Time	km/h	Local Time
1		32.493	22.332	18.035			10:33'04.901
2	32.985	31.234	21.463	18.017	1'43.699	301,0	10:34'48.600
3	32.619	30.826	21.448	17.896	1'42.789	301,0	10:36'31.389
4	32.382	30.688	21.401	17.862	1'42.333	299,3	10:38'13.722
5	32.352	30.702	21.355	17.850	1'42.259	299,3	10:39'55.981
6	32.293	30.680	21.563	17.887	1'42.423	305,2	10:41'38.404
7	32.296	30.656	21.471	17.994	1'42.417	302,7	10:43'20.821
8	32.297	30.736	21.404	18.076	1'42.513	302,7	10:45'03.334
9	32.329	32.008	22.040	39.374	2'05.751P	301,8	10:47'09.085
10	13'08.583	32.255	22.149	18.140	14'21.127P		11:01'30.212
11	32.382	30.663	21.421	17.993	1'42.459	304,4	11:03'12.671
12	32.168	30.647	21.419	17.957	1'42.191	303,5	11:04'54.862
13	32.221	30.746	21.382	18.053	1'42.402	305,2	11:06'37.264
14	32.218	31.001	27.543	18.570	1'49.332	304,4	11:08'26.596
15	32.617	30.959	21.549	18.055	1'43.180	304,4	11:10'09.776
16	32.425	37.499	22.221	18.244	1'50.389C	300,2	11:12'00.165
17	32.486	30.831	21.436	18.277	1'43.030	304,4	11:13'43.195
18	32.445	30.697	21.584	18.218	1'42.944	306,1	11:15'26.139

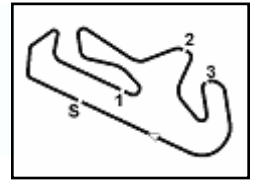
12° 76 L. BAZ [1'42.215]							
Lap	Seg.1	Seg.2	Seg.3	Seg.4	Lap Time	km/h	Local Time
1		32.111	22.825	18.546			10:32'02.026
2	33.045	30.777	21.703	18.080	1'43.605	299,3	10:33'45.631
3	32.573	30.646	21.765	17.924	1'42.908	304,4	10:35'28.539
4	32.580	30.626	21.531	18.082	1'42.819	298,5	10:37'11.358
5	32.359	30.561	21.569	17.945	1'42.434	297,7	10:38'53.792
6	32.216	30.478	21.546	17.975	1'42.215	307,8	10:40'36.007
7	37.579	35.298	22.921	40.033	2'15.831P	307,8	10:42'51.838
8	9'06.960	30.909	22.029	18.074	10'17.972P		10:53'09.810
9	32.488	30.807	21.406	18.219	1'42.920	312,3	10:54'52.730
10	36.010	33.705	21.948	18.209	1'49.872	313,2	10:56'42.602
11	32.177	30.447	21.668	18.018	1'42.310	308,7	10:58'24.912
12	36.021	32.103	24.061	39.436	2'11.621P	307,8	11:00'36.533
13	4'33.586	32.502	22.902	18.585	5'47.575P		11:06'24.108
14	32.487	30.717	21.556	18.197	1'42.957	309,6	11:08'07.065
15	32.329	30.486	21.410	18.137	1'42.362	311,4	11:09'49.427

07/10/2022

P = Pits In/Out - C = Lap Time Cancelled

These data/results cannot be reproduced, stored and/or transmitted in whole or in part by any manner of electronic, mechanical, photocopying, recording, broadcasting or otherwise now known or herein after developed without the previous express consent by the copyright owner, except for reproduction in daily press and regular printed publications on sale to the public within 60 days of the event related to those data/results and always provided that copyright symbol appears together as follows below.

© DORNA WSBK ORGANIZATION Srl 2022



Portimao 4.592 m

3 / 5

16	36.585	32.622	22.048	18.419	1'49.674C	314,1	11:11'39.101
17	38.100	31.312	21.734	18.301	1'49.447	314,1	11:13'28.548
18	37.238	31.048	21.639	18.337	1'48.262	314,1	11:15'16.810

16° 50 E. LAVERTY [1'42.570]

Lap	Seg1	Seg2	Seg3	Seg4	Lap Time	km/h	Local Time
1		32.256	22.991	18.457			10:32'00.855
2	33.125	30.934	21.877	18.182	1'44.118	301,8	10:33'44.973
3	32.890	30.683	21.676	17.997	1'43.246	297,7	10:35'28.219
4	32.614	30.544	21.528	17.884	1'42.570	296,1	10:37'10.789
5	36.192	31.761	22.464	41.285	2'11.702P	264,3	10:39'22.491
6	8'01.390	33.202	23.124	18.630	9'16.346P		10:48'38.837
7	32.639	30.579	21.597	18.148	1'42.963	308,7	10:50'21.800
8	32.493	30.520	21.741	18.190	1'42.944	304,4	10:52'04.744
9	32.553	30.566	21.597	18.233	1'42.949	304,4	10:53'47.693
10	32.401	30.595	21.669	18.299	1'42.964	301,0	10:55'30.657
11	35.530	33.197	22.847	40.439	2'12.013P	305,2	10:57'42.670
12	7'52.289	32.350	22.369	18.426	9'05.434P		11:06'48.104
13	32.607	30.558	21.533	18.111	1'42.809	310,5	11:08'30.913
14	32.321	30.573	21.765	18.195	1'42.854	305,2	11:10'13.767
15	38.830	32.649	22.756	18.342	1'52.577C	312,3	11:12'06.344
16	32.560	30.518	21.657	18.194	1'42.929	311,4	11:13'49.273
17	32.539	31.095	21.749	18.222	1'43.605	307,0	11:15'32.878

13° 5 P. DETTL [1'42.295]

Lap	Seg1	Seg2	Seg3	Seg4	Lap Time	km/h	Local Time
1		31.915	22.298	18.102			10:32'38.618
2	32.840	30.796	21.914	17.850	1'43.400	295,3	10:34'22.018
3	32.492	30.808	21.738	17.789	1'42.827	301,8	10:36'04.845
4	32.296	30.601	21.848	17.858	1'42.603	302,7	10:37'47.448
5	32.251	30.892	21.774	17.937	1'42.854	305,2	10:39'30.302
6	32.383	30.576	21.721	17.845	1'42.525	301,8	10:41'12.827
7	32.352	30.728	21.817	17.853	1'42.750	307,8	10:42'55.577
8	34.095	31.860	22.780	40.722	2'09.457P	267,6	10:45'05.034
9	8'42.482	31.525	22.046	18.012	9'54.065P		10:54'59.099
10	32.161	30.664	21.630	17.907	1'42.362	307,8	10:56'41.461
11	32.305	30.449	21.813	17.908	1'42.475	307,0	10:58'23.936
12	32.257	30.443	21.691	17.904	1'42.295	301,8	11:00'06.231
13	36.644	32.490	23.060	40.462	2'12.656P	255,0	11:02'18.887
14	7'48.869	31.393	21.857	18.033	9'00.152P		11:11'19.039
15	32.358	30.817	21.788	17.987	1'42.950	306,1	11:13'01.989
16	32.392	30.819	21.880	18.010	1'43.101	308,7	11:14'45.090
17	32.279	30.641	21.859	17.875	1'42.654	309,6	11:16'27.744

17° 91 L. HASLAM [1'42.770]

Lap	Seg1	Seg2	Seg3	Seg4	Lap Time	km/h	Local Time
1		32.866	22.588	18.382			10:32'04.152
2	33.449	31.370	22.118	18.472	1'45.409	284,4	10:33'49.561
3	32.936	31.101	21.977	18.468	1'44.482	299,3	10:35'34.043
4	33.014	30.867	21.701	18.123	1'43.705	287,4	10:37'17.748
5	34.560	31.721	25.640	21.767	1'53.688	297,7	10:39'11.436
6	32.641	30.728	21.733	18.218	1'43.320	292,1	10:40'54.756
7	32.625	30.819	21.726	18.299	1'43.469	298,5	10:42'38.225
8	35.261	32.879	21.822	18.803	1'48.765	289,7	10:44'26.990
9	32.818	31.261	22.627	18.940	1'45.646	292,9	10:46'12.636
10	32.809	30.671	21.569	18.499	1'43.548	281,5	10:47'56.184
11	32.546	30.575	21.836	18.301	1'43.258	292,9	10:49'39.442
12	35.036	32.262	23.084	43.972	2'14.354P	294,5	10:51'53.796
13	16'09.984	31.951	22.685	18.152	17'22.772P		11:09'16.568
14	32.627	30.809	21.641	18.272	1'43.349	295,3	11:10'59.917
15	32.513	30.733	21.667	18.230	1'43.143	298,5	11:12'43.060
16	32.709	30.685	21.561	18.172	1'43.127	296,9	11:14'26.187
17	32.544	30.462	21.525	18.239	1'42.770	300,2	11:16'08.957

14° 2 R. TAMBURINI [1'42.509]

Lap	Seg1	Seg2	Seg3	Seg4	Lap Time	km/h	Local Time
1		32.849	23.196	18.541			10:32'22.803
2	33.900	31.894	22.963	19.798	1'48.555	275,0	10:34'11.358
3	32.963	31.309	21.761	18.254	1'44.287	296,9	10:35'55.645
4	32.800	31.068	21.696	18.159	1'43.723	308,7	10:37'39.368
5	32.582	30.829	21.686	17.953	1'43.050	307,8	10:39'22.418
6	32.626	31.014	21.769	18.159	1'43.568	302,7	10:41'05.986
7	32.682	30.936	23.528	46.863	2'14.009P	294,5	10:43'19.995
8	5'02.953	32.565	26.603	18.695	6'20.816P		10:49'40.811
9	32.859	31.046	21.641	18.310	1'43.856	302,7	10:51'24.667
10	32.653	30.875	21.731	18.298	1'43.557	301,8	10:53'08.224
11	32.496	33.133	26.649	19.549	1'51.827	305,2	10:55'00.051
12	32.811	30.925	21.746	18.271	1'43.753	287,4	10:56'43.804
13	32.558	30.773	21.763	18.205	1'43.279	301,8	10:58'27.083
14	32.541	30.891	21.622	18.202	1'43.256	303,5	11:00'10.339
15	39.004	33.970	23.894	40.136	2'17.004P	277,8	11:02'27.343
16	7'27.444	32.964	22.461	19.312	8'42.181P		11:11'09.524
17	32.594	30.644	21.488	18.266	1'42.992	301,8	11:12'52.516
18	32.508	30.603	21.598	18.119	1'42.828	298,5	11:14'35.344
19	32.168	30.666	21.592	18.083	1'42.509	309,6	11:16'17.853

18° 33 J. GAGNE [1'43.079]

Lap	Seg1	Seg2	Seg3	Seg4	Lap Time	km/h	Local Time
1		33.899	22.800	18.417			10:32'52.016
2	34.609	31.900	22.004	17.951	1'46.464		10:34'38.480
3	33.773	31.344	22.092	17.898	1'45.107	272,3	10:36'23.587
4	33.440	31.057	21.958	18.053	1'44.508	286,7	10:38'08.095
5	33.580	30.923	21.878	39.515	2'05.896P	288,2	10:40'13.991
6	4'13.915	31.714	21.968	18.125	5'25.722P		10:45'39.713
7	33.286	30.854	21.760	17.954	1'43.854	290,5	10:47'23.567
8	32.889	30.704	22.149	18.167	1'43.909	301,8	10:49'07.476
9	32.910	31.427	22.292	37.441	2'04.070P	296,9	10:51'11.546
10	5'53.177	31.655	21.924	18.101	7'04.857P		10:58'16.403
11	33.110	30.699	21.690	18.123	1'43.622	291,3	11:00'00.025
12	32.938	31.509	22.260	37.739	2'04.446P	297,7	11:02'04.471
13	5'32.176	33.592	28.281	17.895	6'51.944P		11:08'56.415
14	32.853	30.895	21.660	17.999	1'43.407	288,2	11:10'39.822
15	35.154	32.034	22.167	18.250	1'47.605	293,7	11:12'27.427
16	32.649	30.710	21.674	18.046	1'43.079	292,9	11:14'10.506
17	37.772	30.696	23.365	21.394	1'53.227	254,4	11:16'03.733

15° 60 M. VAN DER MARK [1'42.552]

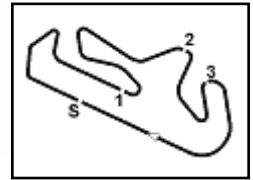
Lap	Seg1	Seg2	Seg3	Seg4	Lap Time	km/h	Local Time
1		32.657	22.250	18.536			10:32'15.776
2	32.781	30.900	21.966	17.943	1'43.590	306,1	10:33'59.366
3	32.262	30.865	21.749	18.570	1'43.446	306,1	10:35'42.812
4	32.463	30.734	22.135	18.097	1'43.429	310,5	10:37'26.241
5	32.331	30.510	21.630	18.081	1'42.552	308,7	10:39'08.793
6	36.616	31.855	21.919	18.068	1'48.458	306,1	10:40'57.251
7	32.459	30.569	25.152	18.170	1'46.350	307,8	10:42'43.601
8	32.489	30.615	21.673	17.999	1'42.776	296,1	10:44'26.377
9	33.858	33.364	22.567	39.940	2'09.729P	310,5	10:46'36.106
10	10'34.991	31.637	24.938	18.019	11'49.585P		10:58'25.691
11	32.520	30.780	21.856	18.045	1'43.201	302,7	11:00'08.892
12	32.519	34.389	25.203	18.185	1'50.296	310,5	11:01'59.188
13	32.455	30.681	22.169	39.337	2'04.642P	300,2	11:04'03.830
14	7'08.186	34.349	22.158	18.114	8'22.807P		11:12'26.637
15	32.428	30.716	21.818	18.076	1'43.038	309,6	11:14'09.675

07/10/2022

P = Pits In/Out - C = Lap Time Cancelled

These data/results cannot be reproduced, stored and/or transmitted in whole or in part by any manner of electronic, mechanical, photocopying, recording, broadcasting or otherwise now known or herein after developed without the previous express consent by the copyright owner, except for reproduction in daily press and regular printed publications on sale to the public within 60 days of the event related to those data/results and always provided that copyright symbol appears together as follows below.

© DORNA WSBK ORGANIZATION Srl 2022



Portimao 4.592 m

Pirelli Portuguese Round, 7-9 October 2022

Chronological Analysis Free Practice 1st Session

4 / 5

19° 44 L. MAHIAS [1'43.146]							
Lap	Seg1	Seg2	Seg3	Seg4	Lap Time	km/h	Local Time
1		32.646	22.179	18.168			10:32'34.665
2	33.365	30.800	21.723	18.101	1'43.989	299,3	10:34'18.654
3	33.025	30.855	21.556	18.208	1'43.644	291,3	10:36'02.298
4	33.322	35.225	22.624	18.294	1'49.465	301,0	10:37'51.763
5	32.666	30.717	21.815	18.010	1'43.208	297,7	10:39'34.971
6	32.636	30.592	21.589	18.329	1'43.146	301,8	10:41'18.117
7	35.278	32.520	23.144	41.251	2'12.193P	292,1	10:43'30.310
8	9'51.563	31.467	22.123	18.367	11'03.520P		10:54'33.830
9	32.547	31.113	21.695	18.213	1'43.568	301,0	10:56'17.398
10	32.611	30.742	21.711	18.283	1'43.347	302,7	10:58'00.745
11	38.749	34.355	25.020	39.265	2'17.389P	303,5	11:00'18.134
12	8'06.118	37.543	22.041	18.102	9'23.804P		11:09'41.938

8	33.063	30.934	21.768	18.568	1'44.333	286,7	10:50'11.141
9	33.120	31.107	21.773	18.313	1'44.313	286,7	10:51'55.454
10	33.070	30.808	21.726	18.376	1'43.980	286,7	10:53'39.434
11	32.992	30.826	21.698	18.331	1'43.847	289,0	10:55'23.281
12	32.801	30.840	21.924	18.396	1'43.961	297,7	10:57'07.242
13	32.829	30.851	21.650	18.293	1'43.623	291,3	10:58'50.865
14	33.394	31.348	22.035	37.874	2'04.651P	288,2	11:00'55.516
15	4'59.447	31.442	22.630	20.672	6'14.191P		11:07'09.707
16	32.896	30.652	21.721	18.146	1'43.415	278,6	11:08'53.122
17	36.811	31.017	21.800	18.647	1'48.275	293,7	11:10'41.397
18	32.794	31.000	21.765	18.456	1'44.015	292,1	11:12'25.412
19	32.720	30.940	23.786	18.476	1'45.922	301,0	11:14'11.334
20	33.085	31.155	21.760	18.546	1'44.546	284,4	11:15'55.880

20° 23 C. PONSSON [1'43.279]							
Lap	Seg1	Seg2	Seg3	Seg4	Lap Time	km/h	Local Time
1		34.685	24.103	18.872			10:32'15.679
2	33.452	31.014	22.024	18.449	1'44.939	285,2	10:34'00.618
3	33.234	30.815	21.818	18.282	1'44.149C	299,3	10:35'44.767
4	32.905	30.871	22.154	18.250	1'44.180	293,7	10:37'28.947
5	32.603	30.738	21.762	18.254	1'43.357	303,5	10:39'12.304
6	32.817	30.586	21.797	18.271	1'43.471	296,1	10:40'55.775
7	32.591	30.886	21.788	18.307	1'43.572	293,7	10:42'39.347
8	40.886	33.622	23.205	39.523	2'17.236P	286,7	10:44'56.583
9	9'40.469	32.912	23.112	19.639	10'56.132P		10:55'52.715
10	32.966	31.209	22.081	18.708	1'44.964	299,3	10:57'37.679
11	33.117	31.182	22.005	18.610	1'44.914	300,2	10:59'22.593
12	32.938	31.261	21.979	18.567	1'44.745	296,1	11:01'07.338
13	32.952	33.785	24.106	38.340	2'09.183P	299,3	11:03'16.521
14	6'01.133	34.512	24.167	18.403	7'18.215P		11:10'34.736
15	35.219	33.116	24.697	19.236	1'52.268	292,1	11:12'27.004
16	32.494	30.774	21.971	18.184	1'43.423	302,7	11:14'10.427
17	32.573	30.658	21.809	18.239	1'43.279	301,0	11:15'53.706

23° 36 L. MERCADO [1'43.416]							
Lap	Seg1	Seg2	Seg3	Seg4	Lap Time	km/h	Local Time
1		34.646	26.973	18.385			10:32'17.517
2	34.024	32.260	22.187	18.041	1'46.512	274,3	10:34'04.029
3	33.231	31.368	21.904	18.223	1'44.726	282,2	10:35'48.755
4	32.854	31.005	21.959	18.096	1'43.914	301,8	10:37'32.669
5	32.789	30.928	21.690	18.108	1'43.515	297,7	10:39'16.184
6	33.597	31.702	28.256	18.252	1'51.807	287,4	10:41'07.991
7	32.667	30.796	21.662	18.291	1'43.416	301,0	10:42'51.407
8	34.401	31.423	22.762	40.872	2'09.458P	303,5	10:45'00.865
9	10'13.874	32.459	25.536	18.373	11'30.242P		10:56'31.107
10	32.906	30.923	21.825	18.383	1'44.037	299,3	10:58'15.144
11	32.679	30.882	21.876	18.422	1'43.859	307,0	10:59'59.003
12	32.935	35.061	23.387	40.261	2'11.644P	306,1	11:02'10.647
13	7'58.351	31.342	21.939	18.273	9'09.905P		11:11'20.552
14	32.677	30.852	21.883	18.196	1'43.608	307,8	11:13'04.160
15	36.210	36.385	22.063	18.248	1'52.906	304,4	11:14'57.066
16	32.680	30.851	21.849	18.072	1'43.452	307,8	11:16'40.518

24° 3 K. NOZANE [1'43.622]							
Lap	Seg1	Seg2	Seg3	Seg4	Lap Time	km/h	Local Time
1		33.528	23.022	18.458			10:32'17.144
2	34.179	32.352	22.124	18.005	1'46.660	273,6	10:34'03.804
3	33.258	31.441	22.246	18.081	1'45.026	291,3	10:35'48.830
4	33.243	31.268	21.859	17.951	1'44.321	280,7	10:37'33.151
5	32.726	31.062	21.983	17.882	1'43.653	299,3	10:39'16.804
6	33.421	31.301	21.932	18.069	1'44.723	275,0	10:41'01.527
7	32.712	30.982	21.742	18.186	1'43.622	294,5	10:42'45.149
8	35.673	33.455	23.116	41.621	2'13.865P	296,9	10:44'59.014
9	8'06.221	34.335	22.207	18.463	9'21.226P		10:54'20.240
10	33.426	31.661	21.945	18.324	1'45.356	290,5	10:56'05.596
11	33.197	31.407	21.933	18.622	1'45.159	299,3	10:57'50.755
12	38.470	32.437	22.889	41.297	2'15.093P	301,8	11:00'05.848
13	6'31.967	37.114	22.280	18.344	7'49.705P		11:07'55.553
14	32.901	31.275	21.801	18.223	1'44.200	296,1	11:09'39.753
15	34.679	31.833	22.009	18.317	1'46.838	305,2	11:11'26.591
16	32.722	31.862	21.926	18.287	1'44.797	300,2	11:13'11.388
17	32.880	31.298	21.947	18.168	1'44.293	300,2	11:14'55.681
18	32.834	31.076	21.937	18.213	1'44.060	301,8	11:16'39.741

22° 17 M. FRITZ [1'43.415]							
Lap	Seg1	Seg2	Seg3	Seg4	Lap Time	km/h	Local Time
1		33.410	22.911	18.583			10:32'27.867
2	34.330	37.976	22.089	18.237	1'52.632	284,4	10:34'20.499
3	33.200	31.210	21.761	18.053	1'44.224	293,7	10:36'04.723
4	33.671	31.406	21.967	38.147	2'05.191P	285,2	10:38'09.914
5	5'36.363	31.679	21.885	18.250	6'48.177P		10:44'58.091
6	33.158	31.241	21.631	18.361	1'44.391	282,9	10:46'42.482
7	33.162	30.930	22.035	18.199	1'44.326	292,1	10:48'26.808

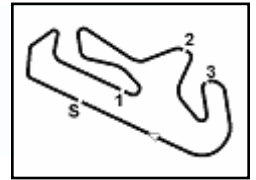
25° 29 L. BERNARDI [1'44.454]							
Lap	Seg1	Seg2	Seg3	Seg4	Lap Time	km/h	Local Time
1		34.368	24.227	18.956			10:33'00.412
2	34.760	32.503	22.399	18.514	1'48.176	283,7	10:34'48.588
3	33.569	31.654	22.047	18.434	1'45.704	282,9	10:36'34.292
4	33.184	31.640	22.223	18.447	1'45.494	294,5	10:38'19.786
5	33.249	31.865	21.974	18.441	1'45.529	289,7	10:40'05.315
6	34.248	31.750	22.004	18.775	1'46.777	280,7	10:41'52.092
7	33.268	31.452	22.001	18.506	1'45.227	295,3	10:43'37.319

07/10/2022

P = Pits In/Out - C = Lap Time Cancelled

These data/results cannot be reproduced, stored and/or transmitted in whole or in part by any manner of electronic, mechanical, photocopying, recording, broadcasting or otherwise now known or herein after developed without the previous express consent by the copyright owner, except for reproduction in daily press and regular printed publications on sale to the public within 60 days of the event related to those data/results and always provided that copyright symbol appears together as follows below.

© DORNA WSBK ORGANIZATION Srl 2022



8	36.481	31.955	22.205	38.416	2'09.057P	280,7	10:45'46.376
9	10'32.762	32.068	22.047	18.385	11'45.262P		10:57'31.638
10	33.257	31.219	21.879	18.745	1'45.100	289,7	10:59'16.738
11	33.023	31.679	22.016	18.706	1'45.424	298,5	11:01'02.162
12	35.742	31.575	22.679	38.197	2'08.193P	300,2	11:03'10.355
13	9'08.189	31.816	22.014	18.353	10'20.372P		11:13'30.727
14	33.095	31.044	21.858	18.457	1'44.454	299,3	11:15'15.181

26°							
52 D. KONIG (1'45.647)							
Lap	Seg.1	Seg.2	Seg.3	Seg.4	Lap Time	km/h	Local Time
1		34.082	23.661	18.796			10:32'02.587
2	37.444	32.510	22.772	18.863	1'51.589	296,9	10:33'54.176
3	35.172	32.303	22.485	18.730	1'48.690	285,9	10:35'42.866
4	33.894	31.493	22.744	18.568	1'46.699	288,2	10:37'29.565
5	33.730	31.933	22.227	18.559	1'46.449	292,9	10:39'16.014
6	33.498	31.516	29.484	18.521	1'53.019	296,9	10:41'09.033
7	33.619	31.674	22.232	18.704	1'46.229	289,0	10:42'55.262
8	33.475	31.705	22.236	40.856	2'08.272P	300,2	10:45'03.534
9	10'38.583	31.824	22.687	18.868	11'51.962P		10:56'55.496
10	33.608	32.354	22.546	18.794	1'47.302	294,5	10:58'42.798
11	33.782	31.858	22.662	18.550	1'46.852	297,7	11:00'29.650
12	33.641	32.968	23.065	18.893	1'48.567	296,9	11:02'18.217
13	33.632	31.661	22.427	18.865	1'46.585	296,9	11:04'04.802
14	33.518	31.942	22.551	40.413	2'08.424P	297,7	11:06'13.226
15	3'41.358	34.896	22.389	18.522	4'57.165P		11:11'10.391
16	33.314	31.525	22.315	18.623	1'45.777	299,3	11:12'56.168
17	33.306	31.579	22.192	18.612	1'45.689	298,5	11:14'41.857
18	33.358	31.578	22.170	18.541	1'45.647	299,3	11:16'27.504

07/10/2022 P = Pits In/Out - C = Lap Time Cancelled

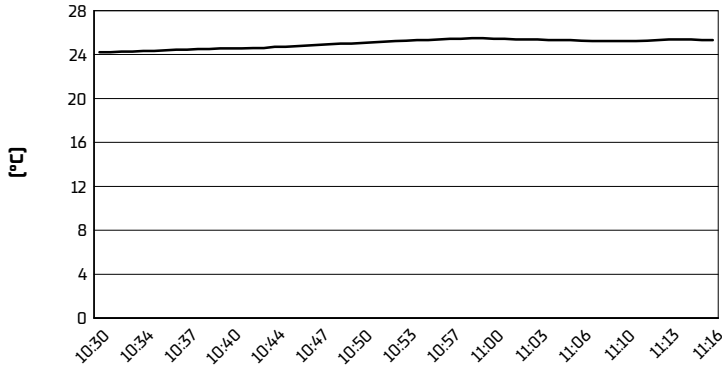
These data/results cannot be reproduced, stored and/or transmitted in whole or in part by any manner of electronic, mechanical, photocopying, recording, broadcasting or otherwise now known or herein after developed without the previous express consent by the copyright owner, except for reproduction in daily press and regular printed publications on sale to the public within 60 days of the event related to those data/results and always provided that copyright symbol appears together as follows below.

© DORNA WSBK ORGANIZATION Srl 2022

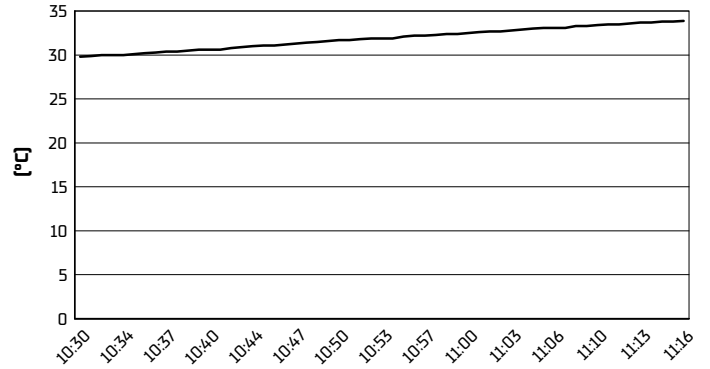
Pirelli Portuguese Round, 7-9 October 2022
Weather Report Free Practice 1st Session

Session started 10:30 - Session ended 11:17

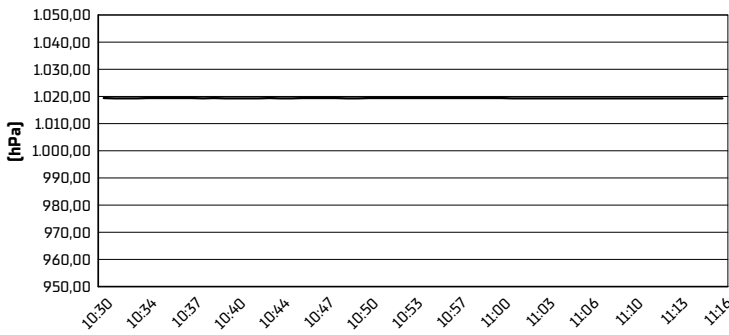
Air Temperature



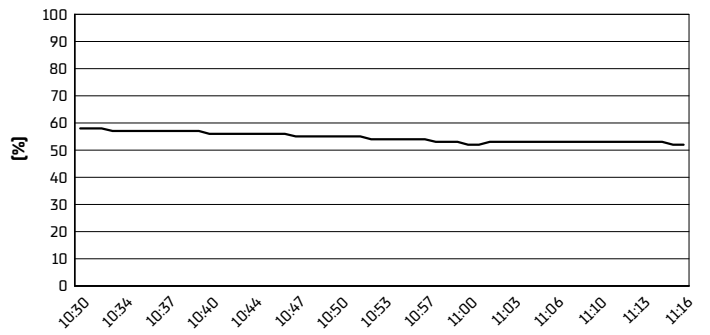
Track Temperature



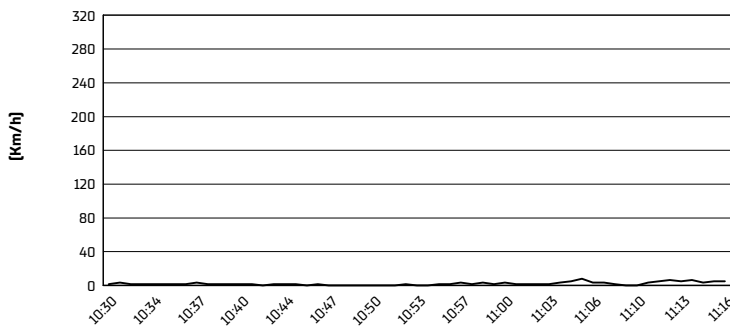
Air Pressure



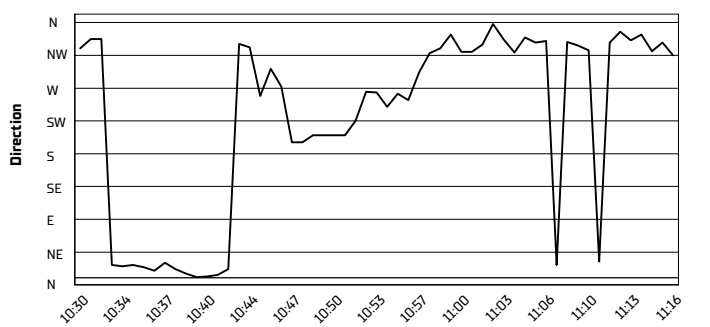
Humidity



Wind Speed



Wind Direction



07/10/2022

These data/results cannot be reproduced, stored and/or transmitted in whole or in part by any manner of electronic, mechanical, photocopying, recording, broadcasting or otherwise now known or herein after developed without the previous express consent by the copyright owner, except for reproduction in daily press and regular printed publications on sale to the public within 60 days of the event related to those data/results and always provided that copyright symbol appears together as follows below.

© DORNA WSBK ORGANIZATION Srl 2022