

Pirelli Portuguese Round, 7-9 October 2022

Results Free Practice 3rd Session

No.	Rider	Nat	Team	Bike	Class	Time	Gap	Rel.	Laps	Speed	
										Avg	Max
1	1 T. RAZGATLIOGLU	TUR	Pata Yamaha with Brixx WorldSBK	Yamaha YZF R1		1'40.121			14	165,112	315,0
2	55 A. LOCATELLI	ITA	Pata Yamaha with Brixx WorldSBK	Yamaha YZF R1		1'40.713	0.592	0.592	13	164,142	310,5
3	65 J. REA	GBR	Kawasaki Racing Team WorldSBK	Kawasaki ZX-10RR		1'40.727	0.606	0.014	13	164,119	314,1
4	22 A. LOWES	GBR	Kawasaki Racing Team WorldSBK	Kawasaki ZX-10RR		1'40.837	0.716	0.110	13	163,940	311,4
5	19 A. BAUTISTA	ESP	Aruba.it Racing - Ducati	Ducati Panigale V4R		1'40.888	0.767	0.051	17	163,857	313,2
6	5 P. DETTL	GER	Team GoEleven	Ducati Panigale V4R	IND	1'40.915	0.794	0.027	12	163,813	315,0
7	45 S. REDDING	GBR	BMW Motorrad WorldSBK Team	BMW M1000RR		1'40.962	0.841	0.047	14	163,737	315,9
8	7 I. LECUONA	ESP	Team HRC	Honda CBR1000 RR-R		1'41.020	0.899	0.058	12	163,643	309,6
9	97 X. VIERGE	ESP	Team HRC	Honda CBR1000 RR-R		1'41.026	0.905	0.006	13	163,633	317,8
10	31 G. GERLOFF	USA	GYTR GRT Yamaha WorldSBK Team	Yamaha YZF R1	IND	1'41.029	0.908	0.003	10	163,628	313,2
11	47 A. BASSANI	ITA	Motocorsa Racing	Ducati Panigale V4R	IND	1'41.291	1.170	0.262	13	163,205	310,5
12	76 L. BAZ	FRA	Bonovo Action BMW	BMW M1000RR	IND	1'41.387	1.266	0.096	11	163,050	313,2
13	60 M. VAN DER MARK	NED	BMW Motorrad WorldSBK Team	BMW M1000RR		1'41.577	1.456	0.190	13	162,746	313,2
14	21 M. RINALDI	ITA	Aruba.it Racing - Ducati	Ducati Panigale V4R		1'41.796	1.675	0.219	1	162,395	307,0
15	50 E. LAVERTY	IRL	Bonovo Action BMW	BMW M1000RR	IND	1'41.915	1.794	0.119	13	162,206	308,7
16	33 J. GAGNE	USA	Attack Performance Yamaha Racing	Yamaha YZF R1	IND	1'41.955	1.834	0.040	13	162,142	305,2
17	44 L. MAHIAS	FRA	Kawasaki Puccetti Racing	Kawasaki ZX-10RR	IND	1'41.983	1.862	0.028	14	162,098	305,2
18	2 R. TAMBURINI	ITA	Yamaha Motocrossing WorldSBK Team	Yamaha YZF R1	IND	1'42.049	1.928	0.066	12	161,993	309,6
19	35 H. SYHRIN	MAS	MIE Racing Honda Team	Honda CBR1000 RR-R	IND	1'42.401	2.280	0.352	9	161,436	301,8
20	36 L. MERCADO	ARG	MIE Racing Honda Team	Honda CBR1000 RR-R	IND	1'42.518	2.397	0.117	11	161,252	309,6
21	3 K. NOZANE	JPN	GYTR GRT Yamaha WorldSBK Team	Yamaha YZF R1	IND	1'42.573	2.452	0.055	13	161,165	307,8
22	29 L. BERNARDI	SMR	BARNI Spark Racing Team	Ducati Panigale V4R	IND	1'42.878	2.757	0.305	12	160,687	301,8
23	91 L. HASLAM	GBR	TPR Team Pedercini Racing	Kawasaki ZX-10RR	IND	1'42.925	2.804	0.047	12	160,614	301,8
24	23 C. PONSSON	FRA	Gil Motor Sport-Yamaha	Yamaha YZF R1	IND	1'42.956	2.835	0.031	13	160,566	305,2
25	17 M. FRITZ	GER	IXS - Yart - Yamaha	Yamaha YZF R1	IND	1'44.023	3.902	1.067	8	158,919	296,1
26	52 O. KONIG	CZE	Orelac Racing Verdatura	Kawasaki ZX-10RR	IND	1'44.222	4.101	0.199	13	158,615	304,4

Qualifying Lap Time [105% of 1'40.121]: 1'45.128

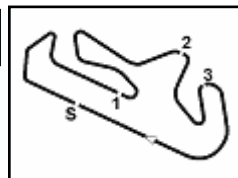
AIR	Humidity:	62%	Temp:	20°C
TRACK	Condition:	Dry	Temp:	24°C

Records	Pole	(SP)	2021 T.Razgatioglu	1'40.219	164,950	Km/h
	Race	(SPRC)	2019 J.Rea	1'41.272	163,240	Km/h
	All Times	(SP)	2021 T.Razgatioglu	1'40.219	164,950	Km/h

Start 09:00 End 09:33 The results are provisional until the end of the time limit for protests and appeals and the completion of the technical checks.

These data/results cannot be reproduced, stored and/or transmitted in whole or in part by any manner of electronic, mechanical, photocopying, recording, broadcasting or otherwise now known or herein after developed without the previous express consent by the copyright owner, except for reproduction in daily press and regular printed publications on sale to the public within 60 days of the event related to those data/results and always provided that copyright symbol appears together as follows below.

© DORNA WSBK ORGANIZATION Srl 2022



Pirelli Portuguese Round, 7-9 October 2022

Results Free Practice 3rd Session

Session Highlights

Local Time	No. Rider	Description
09.00.00		Start
09.00.04		WorldSBK Pit Intervention Time: 1min 35secs
09.02.32	44 L. MAHIAS	Check Transponder
09.05.34	21 M. RINALDI	Technical Problem - Turn 7
09.07.16	44 L. MAHIAS	BLACK FLAG - Transponder Not Working
09.11.09	44 L. MAHIAS	Allowed to continue the practice
09.19.41		New All Time Lap Record
09.26.20	76 L. BAZ	Technical Problem - Turn 5
09.28.51	60 M. VAN DER MARK	Technical Problem - Turn 13
09.32.13	1 T. RAZGATLIOGLU	Lap Cancelled [1'40.824] - Yellow Flag - Turn 5
09.32.18	44 L. MAHIAS	Lap Cancelled [1'42.210] - Yellow Flag - Turn 5
09.32.23	5 P. OETTL	Lap Cancelled [1'42.933] - Yellow Flag - Turn 5
09.32.28	19 A. BAUTISTA	Lap Cancelled [1'41.377] - Yellow Flag - Turn 5
09.32.33	65 J. REA	Lap Cancelled [1'41.244] - Yellow Flag - Turn 5
09.32.38	97 X. VIERGE	Lap Cancelled [1'41.939] - Yellow Flag - Turn 5
09.32.43	47 A. BASSANI	Lap Cancelled [1'42.233] - Yellow Flag - Turn 5
09.32.48	33 J. GAGNE	Lap Cancelled [1'42.217] - Yellow Flag - Turn 5
09.32.53	23 C. PONSSON	Lap Cancelled [6'33.748] - Yellow Flag - Turn 5
09.32.58	31 G. GERLOFF	Lap Cancelled [5'42.472] - Yellow Flag - Turn 5
09.33.03	22 A. LOWES	Lap Cancelled [1'41.891] - Yellow Flag - Turn 5
09.33.23	45 S. REDDING	Lap Cancelled [1'41.046] - Yellow Flag - Turn 5
09.33.28	52 O. KONIG	Lap Cancelled [1'45.337] - Yellow Flag - Turn 5
09.33.59		End Of Session

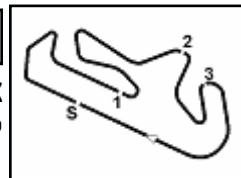
Fastest Laps Sequence

No.	Rider	Nat	Team	Bike	Local Time	Time	Gap	Avg
50	E. LAVERTY	IRL	Bonovo Action BMW	BMW M1000RR	09:03'52.250	1'44.327		158,456
60	M. VAN DER MARK	NED	BMW Motorrad WorldSBK Team	BMW M1000RR	09:03'52.331	1'44.216	-0.111	158,624
31	G. GERLOFF	USA	CYTR GRT Yamaha WorldSBK Team	Yamaha YZF R1	09:03'53.148	1'43.823	-0.393	159,225
7	I. LECUONA	ESP	Team HRC	Honda CBR1000 RR-R	09:03'53.210	1'43.213	-0.610	160,166
19	A. BAUTISTA	ESP	Aruba.it Racing - Ducati	Ducati Panigale V4R	09:03'58.305	1'42.386	-0.827	161,460
45	S. REDDING	GBR	BMW Motorrad WorldSBK Team	BMW M1000RR	09:04'10.381	1'41.951	-0.435	162,148
21	M. RINALDI	ITA	Aruba.it Racing - Ducati	Ducati Panigale V4R	09:04'28.716	1'41.796	-0.155	162,395
65	J. REA	GBR	Kawasaki Racing Team WorldSBK	Kawasaki ZX-10RR	09:04'31.475	1'40.951	-0.845	163,755
22	A. LOWES	GBR	Kawasaki Racing Team WorldSBK	Kawasaki ZX-10RR	09:07'56.671	1'40.934	-0.017	163,782
65	J. REA	GBR	Kawasaki Racing Team WorldSBK	Kawasaki ZX-10RR	09:09'37.145	1'40.727	-0.207	164,119
55	A. LOCATELLI	ITA	Pata Yamaha with Brixx WorldSBK	Yamaha YZF R1	09:15'59.114	1'40.713	-0.014	164,142
1	T. RAZGATLIOGLU	TUR	Pata Yamaha with Brixx WorldSBK	Yamaha YZF R1	09:19'14.073	1'40.121	-0.592	165,112

Start 09:00 End 09:33 The results are provisional until the end of the time limit for protests and appeals and the completion of the technical checks.

These data/results cannot be reproduced, stored and/or transmitted in whole or in part by any manner of electronic, mechanical, photocopying, recording, broadcasting or otherwise now known or herein after developed without the previous express consent by the copyright owner, except for reproduction in daily press and regular printed publications on sale to the public within 60 days of the event related to those data/results and always provided that copyright symbol appears together as follows below.

© DORNA WSBK ORGANIZATION Srl 2022



Portimao 4.592 m

Pirelli Portuguese Round, 7-9 October 2022

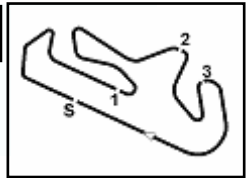
Free Practices Combined Results

No.	Rider	Nat	Team	Bike	Class	FP1	FP2	FP3	Time	Gap	Rel.	Avg	LL
1	1 T. RAZGATLIOGLU	TUR	Pata Yamaha with Brixx WorldSBK	Yamaha YZF R1		1'41.249	1'40.720	1'40.121	1'40.121			165,112	48
2	55 A. LOCATELLI	ITA	Pata Yamaha with Brixx WorldSBK	Yamaha YZF R1		1'41.760	1'41.922	1'40.713	1'40.713	0.592	0.592	164,142	50
3	65 J. REA	GBR	Kawasaki Racing Team WorldSBK	Kawasaki ZX-10RR		1'41.356	1'41.196	1'40.727	1'40.727	0.606	0.014	164,119	49
4	22 A. LOWES	GBR	Kawasaki Racing Team WorldSBK	Kawasaki ZX-10RR		1'41.686	1'41.639	1'40.837	1'40.837	0.716	0.110	163,940	49
5	19 A. BAUTISTA	ESP	Aruba.it Racing - Ducati	Ducati Panigale V4R		1'41.512	1'41.223	1'40.888	1'40.888	0.767	0.051	163,857	58
6	5 P. OETTL	GER	Team GoEleven	Ducati Panigale V4R	IND	1'42.295	1'41.836	1'40.915	1'40.915	0.794	0.027	163,813	45
7	45 S. REDDING	GBR	BMW Motorrad WorldSBK Team	BMW M1000RR		1'41.946	1'41.847	1'40.962	1'40.962	0.841	0.047	163,737	46
8	21 M. RINALDI	ITA	Aruba.it Racing - Ducati	Ducati Panigale V4R		1'40.965	1'41.296	1'41.796	1'40.965	0.844	0.003	163,732	34
9	7 I. LECUONA	ESP	Team HRC	Honda CBR1000 RR-R		1'42.099	1'41.453	1'41.020	1'41.020	0.899	0.055	163,643	46
10	97 X. VIERGE	ESP	Team HRC	Honda CBR1000 RR-R		1'41.972	1'41.858	1'41.026	1'41.026	0.905	0.006	163,633	51
11	31 G. GERLOFF	USA	GYTR GRT Yamaha WorldSBK Team	Yamaha YZF R1	IND	1'41.082	1'41.794	1'41.029	1'41.029	0.908	0.003	163,628	46
12	47 A. BASSANI	ITA	Motocorsa Racing	Ducati Panigale V4R	IND	1'42.191	1'41.765	1'41.291	1'41.291	1.170	0.262	163,205	49
13	76 L. BAZ	FRA	Bonovo Action BMW	BMW M1000RR	IND	1'42.215	1'41.923	1'41.387	1'41.387	1.266	0.096	163,050	47
14	60 M. VAN DER MARK	NED	BMW Motorrad WorldSBK Team	BMW M1000RR		1'42.552	1'42.066	1'41.577	1'41.577	1.456	0.190	162,746	43
15	50 E. LAVERTY	IRL	Bonovo Action BMW	BMW M1000RR	IND	1'42.570	1'42.072	1'41.915	1'41.915	1.794	0.338	162,206	48
16	33 J. GAGNE	USA	Attack Performance Yamaha Racing	Yamaha YZF R1	IND	1'43.079	1'42.760	1'41.955	1'41.955	1.834	0.040	162,142	43
17	44 L. MAHIAS	FRA	Kawasaki Puccetti Racing	Kawasaki ZX-10RR		1'43.146	1'42.313	1'41.983	1'41.983	1.862	0.028	162,098	41
18	2 R. TAMBURINI	ITA	Yamaha Motoxrcing WorldSBK Team	Yamaha YZF R1	IND	1'42.509	1'42.297	1'42.049	1'42.049	1.928	0.066	161,993	52
19	35 H. SYHRIN	MAS	MIE Racing Honda Team	Honda CBR1000 RR-R	IND	1'43.357	1'43.161	1'42.401	1'42.401	2.280	0.352	161,436	37
20	36 L. MERCADO	ARG	MIE Racing Honda Team	Honda CBR1000 RR-R	IND	1'43.416	1'43.477	1'42.518	1'42.518	2.397	0.117	161,252	42
21	3 K. NOZANE	JPN	GYTR GRT Yamaha WorldSBK Team	Yamaha YZF R1	IND	1'43.622	1'43.329	1'42.573	1'42.573	2.452	0.055	161,165	49
22	91 L. HASLAM	GBR	TPR Team Pedercini Racing	Kawasaki ZX-10RR	IND	1'42.770	1'42.750	1'42.925	1'42.750	2.629	0.177	160,888	42
23	29 L. BERNARDI	SMR	BARNI Spark Racing Team	Ducati Panigale V4R	IND	1'44.454	1'43.807	1'42.878	1'42.878	2.757	0.128	160,687	45
24	23 C. PONSSON	FRA	Gil Motor Sport-Yamaha	Yamaha YZF R1	IND	1'43.279	1'42.944	1'42.956	1'42.944	2.823	0.066	160,584	46
25	17 M. FRITZ	GER	IXS - Yart - Yamaha	Yamaha YZF R1	IND	1'43.415	1'43.625	1'44.023	1'43.415	3.294	0.471	159,853	31
26	52 D. KONIG	CZE	Orelac Racing Verdnatura	Kawasaki ZX-10RR	IND	1'45.647	1'45.625	1'44.222	1'44.222	4.101	0.807	158,615	46

08/10/2022

These data/results cannot be reproduced, stored and/or transmitted in whole or in part by any manner of electronic, mechanical, photocopying, recording, broadcasting or otherwise now known or herein after developed without the previous express consent by the copyright owner, except for reproduction in daily press and regular printed publications on sale to the public within 60 days of the event related to those data/results and always provided that copyright symbol appears together as follows below.

© DORNA WSBK ORGANIZATION Srl 2022



Portimao 4.592 m

Pirelli Portuguese Round, 7-9 October 2022

Best Sectors & Speed Free Practice 3rd Session

BEST LAP			
1	1	T. RAZGATLIOGLU	Yamaha YZF R1 1'40.121
2	55	A. LOCATELLI	Yamaha YZF R1 1'40.713
3	65	J. REA	Kawasaki ZX-10RR 1'40.727
4	22	A. LOWES	Kawasaki ZX-10RR 1'40.837
5	19	A. BAUTISTA	Ducati Panigale V4R 1'40.888
6	5	P. DETTL	Ducati Panigale V4R 1'40.915
7	45	S. REDDING	BMW M1000RR 1'40.962
8	7	I. LECUONA	Honda CBR1000 RR-R 1'41.020
9	97	X. VIERGE	Honda CBR1000 RR-R 1'41.026
10	31	G. GERLOFF	Yamaha YZF R1 1'41.029
11	47	A. BASSANI	Ducati Panigale V4R 1'41.291
12	76	L. BAZ	BMW M1000RR 1'41.387
13	60	M. VAN DER MARK	BMW M1000RR 1'41.577
14	21	M. RINALDI	Ducati Panigale V4R 1'41.796
15	50	E. LAVERTY	BMW M1000RR 1'41.915
16	33	J. GAGNE	Yamaha YZF R1 1'41.955
17	44	L. MAHIAS	Kawasaki ZX-10RR 1'41.983
18	2	R. TAMBURINI	Yamaha YZF R1 1'42.049
19	35	H. SYHRIN	Honda CBR1000 RR-R 1'42.401
20	36	L. MERCADO	Honda CBR1000 RR-R 1'42.518
21	3	K. NOZANE	Yamaha YZF R1 1'42.573
22	29	L. BERNARDI	Ducati Panigale V4R 1'42.878
23	91	L. HASLAM	Kawasaki ZX-10RR 1'42.925
24	23	C. PONSSON	Yamaha YZF R1 1'42.956
25	17	M. FRITZ	Yamaha YZF R1 1'44.023
26	52	D. KONIG	Kawasaki ZX-10RR 1'44.222

SPEED			
1	97	X. VIERGE	Honda CBR1000 RR-R 317.8
2	45	S. REDDING	BMW M1000RR 315.9
3	1	T. RAZGATLIOGLU	Yamaha YZF R1 315.0
4	5	P. DETTL	Ducati Panigale V4R 315.0
5	65	J. REA	Kawasaki ZX-10RR 314.1
6	76	L. BAZ	BMW M1000RR 313.2
7	31	G. GERLOFF	Yamaha YZF R1 313.2
8	19	A. BAUTISTA	Ducati Panigale V4R 313.2
9	60	M. VAN DER MARK	BMW M1000RR 313.2
10	22	A. LOWES	Kawasaki ZX-10RR 311.4
11	47	A. BASSANI	Ducati Panigale V4R 310.5
12	55	A. LOCATELLI	Yamaha YZF R1 310.5
13	7	I. LECUONA	Honda CBR1000 RR-R 309.6
14	36	L. MERCADO	Honda CBR1000 RR-R 309.6
15	2	R. TAMBURINI	Yamaha YZF R1 309.6
16	50	E. LAVERTY	BMW M1000RR 308.7
17	3	K. NOZANE	Yamaha YZF R1 307.8
18	21	M. RINALDI	Ducati Panigale V4R 307.0
19	23	C. PONSSON	Yamaha YZF R1 305.2
20	44	L. MAHIAS	Kawasaki ZX-10RR 305.2
21	33	J. GAGNE	Yamaha YZF R1 305.2
22	52	D. KONIG	Kawasaki ZX-10RR 304.4
23	29	L. BERNARDI	Ducati Panigale V4R 301.8
24	91	L. HASLAM	Kawasaki ZX-10RR 301.8
25	35	H. SYHRIN	Honda CBR1000 RR-R 301.8
26	17	M. FRITZ	Yamaha YZF R1 296.1

SEG. 1		
1	1	T. RAZGATLIOGLU 31.504
2	45	S. REDDING 31.674
3	19	A. BAUTISTA 31.700
4	97	X. VIERGE 31.713
5	55	A. LOCATELLI 31.763
6	65	J. REA 31.772
7	22	A. LOWES 31.774
8	31	G. GERLOFF 31.774
9	5	P. DETTL 31.793
10	60	M. VAN DER MARK 31.858
11	7	I. LECUONA 31.910
12	76	L. BAZ 31.933
13	47	A. BASSANI 31.947
14	21	M. RINALDI 32.036
15	50	E. LAVERTY 32.137
16	2	R. TAMBURINI 32.148
17	44	L. MAHIAS 32.311
18	36	L. MERCADO 32.346
19	35	H. SYHRIN 32.384
20	23	C. PONSSON 32.392
21	3	K. NOZANE 32.426
22	29	L. BERNARDI 32.484
23	91	L. HASLAM 32.530
24	33	J. GAGNE 32.537
25	52	D. KONIG 32.816
26	17	M. FRITZ 33.162

SEG. 2		
1	1	T. RAZGATLIOGLU 29.744
2	55	A. LOCATELLI 29.945
3	22	A. LOWES 29.957
4	65	J. REA 29.968
5	5	P. DETTL 30.045
6	7	I. LECUONA 30.091
7	45	S. REDDING 30.097
8	19	A. BAUTISTA 30.112
9	31	G. GERLOFF 30.143
10	47	A. BASSANI 30.164
11	76	L. BAZ 30.258
12	60	M. VAN DER MARK 30.269
13	44	L. MAHIAS 30.302
14	33	J. GAGNE 30.314
15	21	M. RINALDI 30.339
16	50	E. LAVERTY 30.348
17	2	R. TAMBURINI 30.396
18	36	L. MERCADO 30.421
19	97	X. VIERGE 30.430
20	35	H. SYHRIN 30.458
21	91	L. HASLAM 30.495
22	3	K. NOZANE 30.518
23	23	C. PONSSON 30.527
24	29	L. BERNARDI 30.703
25	17	M. FRITZ 30.904
26	52	D. KONIG 31.191

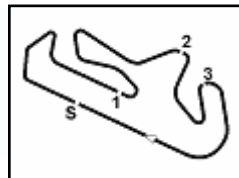
SEG. 3		
1	1	T. RAZGATLIOGLU 21.023
2	65	J. REA 21.091
3	22	A. LOWES 21.132
4	31	G. GERLOFF 21.170
5	7	I. LECUONA 21.177
6	55	A. LOCATELLI 21.188
7	47	A. BASSANI 21.205
8	19	A. BAUTISTA 21.220
9	97	X. VIERGE 21.230
10	76	L. BAZ 21.254
11	45	S. REDDING 21.315
12	60	M. VAN DER MARK 21.323
13	33	J. GAGNE 21.340
14	44	L. MAHIAS 21.351
15	5	P. DETTL 21.393
16	50	E. LAVERTY 21.408
17	2	R. TAMBURINI 21.476
18	23	C. PONSSON 21.486
19	91	L. HASLAM 21.533
20	21	M. RINALDI 21.544
21	35	H. SYHRIN 21.548
22	29	L. BERNARDI 21.552
23	36	L. MERCADO 21.568
24	3	K. NOZANE 21.609
25	17	M. FRITZ 21.776
26	52	D. KONIG 21.846

SEG. 4		
1	7	I. LECUONA 17.518
2	97	X. VIERGE 17.592
3	19	A. BAUTISTA 17.639
4	21	M. RINALDI 17.649
5	5	P. DETTL 17.660
6	60	M. VAN DER MARK 17.676
7	65	J. REA 17.677
8	47	A. BASSANI 17.695
9	33	J. GAGNE 17.706
10	45	S. REDDING 17.729
11	31	G. GERLOFF 17.736
12	1	T. RAZGATLIOGLU 17.752
13	22	A. LOWES 17.763
14	44	L. MAHIAS 17.765
15	55	A. LOCATELLI 17.785
16	76	L. BAZ 17.820
17	35	H. SYHRIN 17.854
18	50	E. LAVERTY 17.856
19	3	K. NOZANE 17.912
20	23	C. PONSSON 17.921
21	29	L. BERNARDI 17.937
22	2	R. TAMBURINI 17.937
23	36	L. MERCADO 17.973
24	91	L. HASLAM 18.057
25	17	M. FRITZ 18.064
26	52	D. KONIG 18.290

08/10/2022

These data/results cannot be reproduced, stored and/or transmitted in whole or in part by any manner of electronic, mechanical, photocopying, recording, broadcasting or otherwise now known or herein after developed without the previous express consent by the copyright owner, except for reproduction in daily press and regular printed publications on sale to the public within 60 days of the event related to those data/results and always provided that copyright symbol appears together as follows below.

© DORNA WSBK ORGANIZATION Srl 2022



Portimao 4.592 m

Pirelli Portuguese Round, 7-9 October 2022

Ideal Times Free Practice 3rd Session

No. Rider	Nat	Bike	Seg. 1 Diff. 1	Seg. 2 Diff. 2	Seg. 3 Diff. 3	Seg. 4 Diff. 4	Ideal Time Best Lap	Pos.	Diff.
1	1 T. RAZGATLIOGLU	TUR Yamaha YZF R1	31.504 +0.079	29.744	21.023	17.752 +0.019	1'40.023 1'40.121	1	0.098
2	65 J. REA	GBR Kawasaki ZX-10RR	31.772 +0.024	29.968 +0.007	21.091 +0.098	17.677 +0.090	1'40.508 1'40.727	3	0.219
3	22 A. LOWES	GBR Kawasaki ZX-10RR	31.774 +0.033	29.957 +0.095	21.132 +0.004	17.763 +0.079	1'40.626 1'40.837	4	0.211
4	19 A. BAUTISTA	ESP Ducati Panigale V4R	31.700 +0.104	30.112 +0.044	21.220	17.639 +0.069	1'40.671 1'40.888	5	0.217
5	55 A. LOCATELLI	ITA Yamaha YZF R1	31.763	29.945	21.188 +0.032	17.785	1'40.681 1'40.713	2	0.032
6	7 I. LECUONA	ESP Honda CBR1000 RR-R	31.910	30.091	21.177 +0.122	17.518 +0.202	1'40.696 1'41.020	8	0.324
7	45 S. REDDING	GBR BMW M1000RR	31.674 +0.147	30.097	21.315	17.729	1'40.815 1'40.962	7	0.147
8	31 G. GERLOFF	USA Yamaha YZF R1	31.774 +0.164	30.143 +0.033	21.170 +0.009	17.736	1'40.823 1'41.029	10	0.206
9	5 P. OETTL	GER Ducati Panigale V4R	31.793 +0.024	30.045	21.393	17.660	1'40.891 1'40.915	6	0.024
10	97 X. VIERGE	ESP Honda CBR1000 RR-R	31.713 +0.061	30.430	21.230	17.592	1'40.965 1'41.026	9	0.061
11	47 A. BASSANI	ITA Ducati Panigale V4R	31.947 +0.048	30.164	21.205 +0.115	17.695 +0.117	1'41.011 1'41.291	11	0.280
12	60 M. VAN DER MARK	NED BMW M1000RR	31.858 +0.117	30.269	21.323 +0.334	17.676	1'41.126 1'41.577	13	0.451
13	76 L. BAZ	FRA BMW M1000RR	31.933	30.258 +0.027	21.254	17.820 +0.095	1'41.265 1'41.387	12	0.122
14	21 M. RINALDI	ITA Ducati Panigale V4R	32.036 +0.228	30.339	21.544	17.649	1'41.568 1'41.796	14	0.228
15	44 L. MAHIAS	FRA Kawasaki ZX-10RR	32.311 +0.087	30.302 +0.054	21.351 +0.113	17.765	1'41.729 1'41.983	17	0.254
16	50 E. LAVERTY	IRL BMW M1000RR	32.137	30.348 +0.143	21.408	17.856 +0.023	1'41.749 1'41.915	15	0.166
17	33 J. GAGNE	USA Yamaha YZF R1	32.537 +0.039	30.314 +0.019	21.340	17.706	1'41.897 1'41.955	16	0.058
18	2 R. TAMBURINI	ITA Yamaha YZF R1	32.148	30.396 +0.090	21.476 +0.002	17.937	1'41.957 1'42.049	18	0.092
19	35 H. SYHRIN	MAS Honda CBR1000 RR-R	32.384 +0.144	30.458	21.548	17.854 +0.013	1'42.244 1'42.401	19	0.157
20	36 L. MERCADO	ARG Honda CBR1000 RR-R	32.346 +0.081	30.421 +0.129	21.568	17.973	1'42.308 1'42.518	20	0.210
21	23 C. PONSSON	FRA Yamaha YZF R1	32.392 +0.605	30.527	21.486 +0.025	17.921	1'42.326 1'42.956	24	0.630
22	3 K. NOZANE	JPN Yamaha YZF R1	32.426	30.518 +0.104	21.609 +0.004	17.912	1'42.465 1'42.573	21	0.108
23	91 L. HASLAM	GBR Kawasaki ZX-10RR	32.530 +0.009	30.495 +0.084	21.533	18.057 +0.217	1'42.615 1'42.925	23	0.310
24	29 L. BERNARDI	SMR Ducati Panigale V4R	32.484 +0.190	30.703	21.552 +0.012	17.937	1'42.676 1'42.878	22	0.202
25	17 M. FRITZ	GER Yamaha YZF R1	33.162	30.904	21.776	18.064 +0.117	1'43.906 1'44.023	25	0.117
26	52 O. KONIG	CZE Kawasaki ZX-10RR	32.816 +0.079	31.191	21.846	18.290	1'44.143 1'44.222	26	0.079
Overall Ideal Time			31.504	29.744	21.023	17.518	1'39.789		

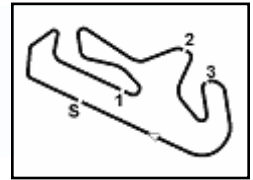
08/10/2022

These data/results cannot be reproduced, stored and/or transmitted in whole or in part by any manner of electronic, mechanical, photocopying, recording, broadcasting or otherwise now known or herein after developed without the previous express consent by the copyright owner, except for reproduction in daily press and regular printed publications on sale to the public within 60 days of the event related to those data/results and always provided that copyright symbol appears together as follows below.

© DORNA WSBK ORGANIZATION Srl 2022

FIGR PERUGIA TIMING





Portimao 4.592 m

Pirelli Portuguese Round, 7-9 October 2022

Chronological Analysis Free Practice 3rd Session

1 / 4

1° 1 T. RAZGATLIOGLU (1'40.121)							
Lap	Seg1	Seg2	Seg3	Seg4	Lap Time	km/h	Local Time
1		31.995	22.513	18.415			9:03'09.811
2	33.988	31.097	22.070	18.173	1'45.328	272,9	9:04'55.139
3	32.672	30.452	21.454	18.108	1'42.686	307,8	9:06'37.825
4	32.049	30.200	21.295	18.134	1'41.678	311,4	9:08'19.503
5	31.948	30.167	21.280	18.092	1'41.487	310,5	9:10'00.990
6	33.044	31.022	21.763	38.332	2'04.161P	311,4	9:12'05.151
7	4'18.636	30.839	21.445	17.881	5'28.801P		9:17'33.952
8	31.583	29.744	21.023	17.771	1'40.121	312,3	9:19'14.073
9	31.504	29.878	21.027	17.752	1'40.161	314,1	9:20'54.234
10	31.593	30.140	21.081	17.876	1'40.690	314,1	9:22'34.924
11	31.540	29.891	21.027	17.827	1'40.285	315,0	9:24'15.209
12	31.803	29.896	21.188	17.801	1'40.688	312,3	9:25'55.897
13	31.778	30.029	21.151	17.866	1'40.824C	314,1	9:27'36.721
14	31.851	29.878	21.121	17.875	1'40.725	315,0	9:29'17.446
15	31.612	29.969	21.095	17.932	1'40.608	315,0	9:30'58.054

2° 55 A. LOCATELLI (1'40.713)							
Lap	Seg1	Seg2	Seg3	Seg4	Lap Time	km/h	Local Time
1		32.659	23.193	18.351			9:02'21.626
2	33.065	31.237	21.759	18.206	1'44.267	302,7	9:04'05.893
3	32.383	30.743	21.523	18.087	1'42.736	304,4	9:05'48.629
4	32.255	30.535	21.479	18.245	1'42.514	308,7	9:07'31.143
5	32.416	30.641	21.861	39.502	2'04.420P	297,7	9:09'35.563
6	3'31.978	31.414	21.459	17.987	4'42.838P		9:14'18.401
7	31.763	29.945	21.220	17.785	1'40.713	310,5	9:15'59.114
8	31.883	30.016	21.188	18.066	1'41.153	308,7	9:17'40.267
9	32.054	30.198	21.319	17.995	1'41.566	307,0	9:19'21.833
10	31.915	30.206	21.339	18.094	1'41.554	309,6	9:21'03.387
11	32.094	30.342	21.579	18.372	1'42.387	310,5	9:22'45.774
12	33.319	31.093	21.992	39.363	2'05.767P	306,1	9:24'51.541
13	3'30.135	31.772	21.701	18.249	4'41.857P		9:29'33.398
14	32.265	30.345	21.382	18.122	1'42.114	307,0	9:31'15.512

3° 65 J. REA (1'40.727)							
Lap	Seg1	Seg2	Seg3	Seg4	Lap Time	km/h	Local Time
1		31.543	22.917	17.918			9:02'50.524
2	31.923	30.260	21.091	17.677	1'40.951	310,5	9:04'31.475
3	31.772	32.152	21.905	18.154	1'43.983	312,3	9:06'15.458
4	31.934	29.968	21.172	17.886	1'40.960	310,5	9:07'56.418
5	31.796	29.975	21.189	17.767	1'40.727	310,5	9:09'37.145
6	31.795	30.065	21.193	17.873	1'40.926	311,4	9:11'18.071
7	31.884	31.286	21.378	18.019	1'42.567	312,3	9:13'00.638
8	31.870	30.026	21.337	17.831	1'41.064	304,4	9:14'41.702
9	31.821	30.134	21.246	17.878	1'41.079	310,5	9:16'22.781
10	36.685	33.110	22.441	38.020	2'10.256P	314,1	9:18'33.037
11	6'29.037	31.444	22.874	18.324	7'41.679P		9:26'14.716
12	31.958	30.162	21.186	17.938	1'41.244C	310,5	9:27'55.960
13	31.910	30.382	21.320	18.043	1'41.655	311,4	9:29'37.615
14	32.027	30.383	23.083	19.223	1'44.716	314,1	9:31'22.331

4° 22 A. LOWES (1'40.837)							
Lap	Seg1	Seg2	Seg3	Seg4	Lap Time	km/h	Local Time
1		32.200	21.939	18.430			9:02'51.443
2	32.182	30.106	21.363	17.763	1'41.414	308,7	9:04'32.857
3	32.055	31.165	21.627	18.033	1'42.880	306,1	9:06'15.737
4	31.985	30.052	21.132	17.765	1'40.934	306,1	9:07'56.671
5	31.863	30.049	21.219	17.902	1'41.033	303,5	9:09'37.704
6	31.807	30.052	21.136	17.842	1'40.837	310,5	9:11'18.541
7	31.774	30.535	21.392	17.997	1'41.698	304,4	9:13'00.239
8	31.997	29.957	21.257	17.893	1'41.104	301,0	9:14'41.343

9	31.909	30.016	21.390	17.960	1'41.275	307,8	9:16'22.618
10	32.317	31.015	21.868	39.691	2'04.891P	310,5	9:18'27.509
11	5'33.502	31.356	21.752	18.194	6'44.804P		9:25'12.313
12	32.288	30.350	21.511	18.033	1'42.182	305,2	9:26'54.495
13	32.154	30.306	21.471	17.960	1'41.891C	311,4	9:28'36.386
14	32.086	30.371	21.359	18.080	1'41.896	310,5	9:30'18.282

5° 19 A. BAUTISTA (1'40.888)							
Lap	Seg1	Seg2	Seg3	Seg4	Lap Time	km/h	Local Time
1		31.705	22.309	17.936			9:02'15.919
2	32.453	30.661	21.633	17.639	1'42.386	296,1	9:03'58.305
3	31.944	30.796	21.763	17.777	1'42.280	308,7	9:05'40.585
4	32.411	30.493	21.525	17.653	1'42.082	307,0	9:07'22.667
5	31.831	30.269	21.364	17.653	1'41.117	301,8	9:09'03.784
6	32.083	30.776	21.784	17.813	1'42.456	303,5	9:10'46.240
7	31.963	30.578	21.508	17.730	1'41.779	304,4	9:12'28.019
8	31.912	30.112	21.400	17.723	1'41.147	303,5	9:14'09.166
9	31.804	30.156	21.220	17.708	1'40.888	302,7	9:15'50.054
10	31.726	30.160	21.308	17.719	1'40.913	310,5	9:17'30.967
11	31.893	30.267	21.298	17.743	1'41.201	306,1	9:19'12.168
12	31.923	30.195	21.326	17.726	1'41.170	313,2	9:20'53.338
13	31.725	30.940	23.875	17.877	1'44.417	310,5	9:22'37.755
14	31.752	30.316	21.332	17.691	1'41.091	307,0	9:24'18.846
15	31.849	30.171	21.330	17.768	1'41.118	302,7	9:25'59.964
16	31.700	30.620	21.333	17.724	1'41.377C	305,2	9:27'41.341
17	32.253	30.275	21.332	17.711	1'41.571	301,8	9:29'22.912
18	31.996	30.418	21.395	17.740	1'41.549	292,9	9:31'04.461

6° 5 P. OETTL (1'40.915)							
Lap	Seg1	Seg2	Seg3	Seg4	Lap Time	km/h	Local Time
1		31.424	21.819	18.025			9:02'35.023
2	32.347	30.537	21.874	17.862	1'42.620	306,1	9:04'17.643
3	32.055	30.691	21.587	17.794	1'42.127	309,6	9:05'59.770
4	32.072	30.285	21.655	17.796	1'41.808	313,2	9:07'41.578
5	34.465	30.823	21.801	17.933	1'45.022	313,2	9:09'26.600
6	31.920	30.229	21.543	17.885	1'41.577	313,2	9:11'08.177
7	33.493	31.401	25.548	44.699	2'15.141P	284,4	9:13'23.318
8	7'58.658	30.119	21.620	17.713	9'08.110P		9:22'31.428
9	31.793	30.261	25.828	17.694	1'45.576	314,1	9:24'17.004
10	31.817	30.045	21.393	17.660	1'40.915	315,0	9:25'57.919
11	32.256	30.736	21.897	18.044	1'42.933C	304,4	9:27'40.852
12	31.931	30.190	21.578	17.846	1'41.545	312,3	9:29'22.397
13	35.993	31.900	23.092	18.287	1'49.272	271,6	9:31'11.669

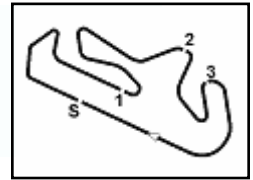
7° 45 S. REDDING (1'40.962)							
Lap	Seg1	Seg2	Seg3	Seg4	Lap Time	km/h	Local Time
1		31.824	22.014	18.070			9:02'28.430
2	32.310	30.399	21.478	17.764	1'41.951	307,0	9:04'10.381
3	32.001	30.256	21.418	17.780	1'41.455	311,4	9:05'51.836
4	32.152	30.288	21.464	17.948	1'41.852	307,8	9:07'33.688
5	31.984	30.309	21.621	17.941	1'41.855	309,6	9:09'15.543
6	32.129	30.312	21.619	18.006	1'42.066	299,3	9:10'57.609
7	40.891	31.385	22.115	18.090	1'52.481	311,4	9:12'50.090
8	32.098	30.400	21.535	18.041	1'42.074	308,7	9:14'32.164
9	31.963	30.442	21.540	18.038	1'41.983	304,4	9:16'14.147
10	32.102	34.404	22.767	18.100	1'47.373	314,1	9:18'01.520
11	32.245	30.447	21.772	38.989	2'03.453P	308,7	9:20'04.973
12	4'01.888	31.507	21.859	17.900	5'13.154P		9:25'18.127
13	31.821	30.097	21.315	17.729	1'40.962	310,5	9:26'59.089
14	31.674	30.214	21.369	17.789	1'41.046C	315,9	9:28'40.135
15	31.827	30.128	21.388	17.972	1'41.315	312,3	9:30'21.450

08/10/2022

P = Pits In/Out - C = Lap Time Cancelled

These data/results cannot be reproduced, stored and/or transmitted in whole or in part by any manner of electronic, mechanical, photocopying, recording, broadcasting or otherwise now known or herein after developed without the previous express consent by the copyright owner, except for reproduction in daily press and regular printed publications on sale to the public within 60 days of the event related to those data/results and always provided that copyright symbol appears together as follows below.

© DORNA WSBK ORGANIZATION Srl 2022



Pirelli Portuguese Round, 7-9 October 2022

Chronological Analysis Free Practice 3rd Session

8° 7 I. LECUONA [1'41.020]							
Lap	Seg1	Seg2	Seg3	Seg4	Lap Time	km/h	Local Time
1		32.473	22.164	18.047			9:02'09.997
2	32.934	30.638	21.558	18.083	1'43.213	291,3	9:03'53.210
3	32.302	30.517	21.421	17.975	1'42.215	304,4	9:05'35.425
4	32.235	30.912	21.298	17.940	1'42.385	305,2	9:07'17.810
5	32.283	30.512	21.346	17.923	1'42.064	307,0	9:08'59.874
6	34.654	31.303	24.336	38.866	2'09.159P	306,1	9:11'09.033
7	4'09.011	30.918	21.563	17.941	5'19.433P		9:16'28.466
8	31.923	30.423	21.177	17.518	1'41.041	308,7	9:18'09.507
9	31.910	30.091	21.299	17.720	1'41.020	309,6	9:19'50.527
10	32.008	30.479	22.178	39.012	2'03.677P	309,6	9:21'54.204
11	1'33.970	30.874	21.788	17.997	2'44.629P		9:24'38.833
12	32.349	30.527	22.703	38.338	2'03.917P	306,1	9:26'42.750
13	3'17.710	31.389	22.203	18.480	4'29.782P		9:31'12.532

12° 76 L. BAZ [1'41.387]							
Lap	Seg1	Seg2	Seg3	Seg4	Lap Time	km/h	Local Time
1			39.585	25.124	20.659		9:02'17.604
2	32.789	31.026	21.671	18.008	1'43.494	296,9	9:04'01.098
3	32.314	30.792	21.938	17.820	1'42.864	311,4	9:05'43.962
4	37.867	30.932	21.539	20.189	1'50.527	311,4	9:07'34.489
5	32.226	30.318	21.464	18.030	1'42.038	311,4	9:09'16.527
6	35.030	31.633	22.898	39.767	2'09.328P	295,3	9:11'25.855
7	4'10.664	31.915	22.006	18.182	5'22.767P		9:16'48.622
8	32.181	30.258	21.283	17.913	1'41.635	307,0	9:18'30.257
9	31.933	30.285	21.254	17.915	1'41.387	313,2	9:20'11.644
10	32.022	30.550	23.157	18.736	1'44.465	313,2	9:21'56.109
11	32.100	30.353	26.022	18.352	1'46.827	310,5	9:23'42.936
12	32.114	30.388	21.466	18.053	1'42.021	312,3	9:25'24.957

9° 97 X. VIERGE [1'41.026]							
Lap	Seg1	Seg2	Seg3	Seg4	Lap Time	km/h	Local Time
1		31.785	22.458	18.099			9:02'16.574
2	32.277	30.897	21.597	17.784	1'42.555	306,1	9:03'59.129
3	31.713	32.894	21.550	17.596	1'43.753	307,8	9:05'42.882
4	32.079	30.658	21.373	17.684	1'41.794	306,1	9:07'24.676
5	31.774	30.430	21.230	17.592	1'41.026	311,4	9:09'05.702
6	31.808	30.452	21.579	17.656	1'41.495	310,5	9:10'47.197
7	32.051	30.712	21.586	18.021	1'42.370	310,5	9:12'29.567
8	32.298	30.535	21.502	17.719	1'42.054	317,8	9:14'11.621
9	36.106	31.262	21.919	38.961	2'08.248P	309,6	9:16'19.869
10	7'09.009	30.899	21.714	17.814	8'19.436P		9:24'39.305
11	32.207	30.565	21.747	17.745	1'42.264	305,2	9:26'21.569
12	32.089	30.614	21.493	17.743	1'41.939C	311,4	9:28'03.508
13	32.203	30.488	21.436	17.740	1'41.867	310,5	9:29'45.375
14	32.156	30.556	21.534	17.796	1'42.042	309,6	9:31'27.417

13° 60 M. VAN DER MARK [1'41.577]							
Lap	Seg1	Seg2	Seg3	Seg4	Lap Time	km/h	Local Time
1			33.464	24.482	18.438		9:02'08.115
2	33.299	31.007	21.778	18.132	1'44.216	280,0	9:03'52.331
3	32.437	30.538	21.472	18.049	1'42.496	308,7	9:05'34.827
4	32.335	30.509	21.521	17.902	1'42.267	305,2	9:07'17.094
5	32.236	30.479	21.463	17.957	1'42.135	306,1	9:08'59.229
6	32.144	30.423	21.470	17.938	1'41.975	307,8	9:10'41.204
7	32.203	30.420	21.559	18.050	1'42.232	309,6	9:12'23.436
8	32.239	31.690	22.473	39.825	2'06.227P	307,8	9:14'29.663
9	2'49.009	32.752	23.048	18.016	4'02.825P		9:18'32.488
10	31.975	30.269	21.657	17.676	1'41.577	309,6	9:20'14.065
11	31.858	31.448	21.357	17.882	1'42.545	310,5	9:21'56.610
12	32.396	30.385	21.323	17.992	1'42.096	304,4	9:23'38.706
13	32.037	30.424	30.585	20.436	1'53.482	313,2	9:25'32.188
14	32.276	30.385	21.416	17.701	1'41.778	307,0	9:27'13.966

10° 31 G. GERLOFF [1'41.029]							
Lap	Seg1	Seg2	Seg3	Seg4	Lap Time	km/h	Local Time
1		32.640	21.922	18.162			9:02'09.325
2	33.042	30.698	21.882	18.201	1'43.823	297,7	9:03'53.148
3	32.667	30.469	21.752	18.143	1'43.031	296,1	9:05'36.179
4	32.752	54.592	22.241	38.775	2'28.360P	293,7	9:08'04.539
5	6'26.539	31.844	21.826	18.092	7'38.301P		9:15'42.840
6	31.774	30.350	21.170	17.912	1'41.206	311,4	9:17'24.046
7	31.938	30.176	21.179	17.736	1'41.029	312,3	9:19'05.075
8	32.007	30.143	21.310	17.853	1'41.313	313,2	9:20'46.388
9	32.525	30.608	21.544	39.005	2'03.682P	304,4	9:22'50.070
10	4'32.543	30.381	21.418	18.130	5'42.472CP		9:28'32.542
11	32.069	31.460	21.545	18.342	1'43.416	309,6	9:30'15.958

14° 21 M. RINALDI [1'41.796]							
Lap	Seg1	Seg2	Seg3	Seg4	Lap Time	km/h	Local Time
1			31.334	22.261	18.006		9:02'46.920
2	32.264	30.339	21.544	17.649	1'41.796	307,0	9:04'28.716

15° 50 E. LAVERTY [1'41.915]							
Lap	Seg1	Seg2	Seg3	Seg4	Lap Time	km/h	Local Time
1			33.269	23.596	18.700		9:02'07.923
2	33.368	30.970	21.649	18.340	1'44.327	275,7	9:03'52.250
3	32.973	30.710	21.853	18.165	1'43.701	294,5	9:05'35.951
4	32.831	30.799	21.709	18.245	1'43.584	292,9	9:07'19.535
5	39.063	31.321	22.027	40.124	2'12.535P	306,1	9:09'32.070
6	6'05.571	31.215	22.239	18.020	7'17.045P		9:16'49.115
7	32.301	30.348	21.510	17.856	1'42.015	301,8	9:18'31.130
8	32.137	30.491	21.408	17.879	1'41.915	307,8	9:20'13.045
9	32.158	30.580	21.576	18.031	1'42.345	305,2	9:21'55.390
10	43.347	33.632	23.149	18.350	1'58.478	290,5	9:23'53.868
11	32.432	30.700	21.599	18.002	1'42.733	307,8	9:25'36.601
12	32.384	30.813	21.632	18.042	1'42.871	308,7	9:27'19.472
13	32.425	30.677	21.673	18.038	1'42.813	304,4	9:29'02.285
14	37.552	32.762	22.447	18.170	1'50.931	287,4	9:30'53.216

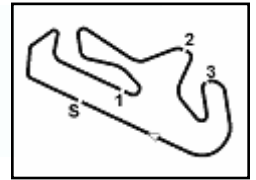
11° 47 A. BASSANI [1'41.291]							
Lap	Seg1	Seg2	Seg3	Seg4	Lap Time	km/h	Local Time
1		33.429	22.253	17.702			9:04'01.287
2	32.471	30.558	21.415	17.695	1'42.139	296,1	9:05'43.426
3	32.073	30.894	21.300	17.796	1'42.063	305,2	9:07'25.489
4	31.947	30.246	21.205	18.870	1'42.268	307,8	9:09'07.757
5	32.164	30.348	21.322	17.791	1'41.625	303,5	9:10'49.382
6	31.995	30.164	21.320	17.812	1'41.291	307,8	9:12'30.673
7	33.114	31.195	22.195	38.922	2'05.426P	306,1	9:14'36.099
8	5'29.254	32.012	22.247	18.145	6'41.658P		9:21'17.757
9	32.255	30.567	21.597	18.077	1'42.496	305,2	9:23'00.253
10	32.158	30.628	21.460	18.024	1'42.270	310,5	9:24'42.523
11	31.986	30.404	21.405	18.028	1'41.823	309,6	9:26'24.346
12	32.205	30.588	21.414	18.026	1'42.233C	306,1	9:28'06.579
13	32.409	30.711	21.579	18.119	1'42.818	302,7	9:29'49.397
14	32.123	33.526	23.166	18.930	1'47.745	307,0	9:31'37.142

16° 33 J. GAGNE [1'41.955]							
Lap	Seg1	Seg2	Seg3	Seg4	Lap Time	km/h	Local Time
1			32.504	22.196	18.074		9:02'10.924
2	33.153	30.819	21.714	17.863	1'43.549	292,9	9:03'54.473
3	35.143	31.653	26.559	18.253	1'51.608	296,1	9:05'46.081
4	32.903	30.747	21.564	17.787	1'43.001	301,0	9:07'29.082
5	32.650	30.467	21.732	18.155	1'43.004	298,5	9:09'12.086

08/10/2022 P = Pits In/Out - C = Lap Time Cancelled

These data/results cannot be reproduced, stored and/or transmitted in whole or in part by any manner of electronic, mechanical, photocopying, recording, broadcasting or otherwise now known or herein after developed without the previous express consent by the copyright owner, except for reproduction in daily press and regular printed publications on sale to the public within 60 days of the event related to those data/results and always provided that copyright symbol appears together as follows below.

© DORNA WSBK ORGANIZATION Srl 2022



Portimao 4.592 m

Pirelli Portuguese Round, 7-9 October 2022

Chronological Analysis Free Practice 3rd Session

3 / 4

6	38.441	31.980	28.074	18.094	1'56.589	287,4	9:11'08.675	4	33.234	39.438	21.862	18.273	1'52.807	294,5	9:07'31.035
7	33.657	31.236	22.834	39.612	2'07.339P	289,7	9:13'16.014	5	32.532	30.907	21.841	18.120	1'43.400	308,7	9:09'14.435
8	6'49.927	31.892	22.223	17.902	8'01.944P		9:21'17.958	6	39.742	31.356	22.423	39.555	2'13.076P	299,3	9:11'27.511
9	32.537	30.709	21.462	17.733	1'42.441	289,0	9:23'00.399	7	5'26.945	32.263	22.034	18.592	6'39.834P		9:18'07.345
10	32.600	30.314	21.453	17.882	1'42.249	286,7	9:24'42.648	8	32.427	30.550	21.568	17.973	1'42.518	303,5	9:19'49.863
11	32.576	30.333	21.340	17.706	1'41.955	300,2	9:26'24.603	9	32.405	30.421	30.580	18.786	1'52.192	307,0	9:21'42.055
12	32.564	30.458	21.446	17.749	1'42.217C	296,1	9:28'06.820	10	32.509	30.554	21.631	18.124	1'42.818	306,1	9:23'24.873
13	32.839	30.665	21.749	17.965	1'43.218	288,2	9:29'50.038	11	32.346	43.572	28.410	18.718	2'03.046	307,8	9:25'27.919
14	32.691	31.326	21.760	18.155	1'43.932	305,2	9:31'33.970	12	32.371	30.816	21.877	40.004	2'05.068P	309,6	9:27'32.987

17° 44 L. MAHIAS [1'41.983]							
Lap	Seg1	Seg2	Seg3	Seg4	Lap Time	km/h	Local Time
1							9:02'29.661
2					1'42.349		9:04'12.010
3					1'50.959		9:06'02.969
4					2'09.003P		9:08'11.972
5	4'30.506	32.522	21.776	18.249	5'43.053P		9:13'55.025
6	32.631	30.627	21.459	17.961	1'42.678	300,2	9:15'37.703
7	32.551	30.750	21.426	18.019	1'42.746	300,2	9:17'20.449
8	32.538	30.658	21.429	17.944	1'42.569	301,0	9:19'03.018
9	34.589	30.302	21.480	17.869	1'44.240	301,0	9:20'47.258
10	32.552	30.378	21.351	17.987	1'42.268	305,2	9:22'29.526
11	32.398	31.396	24.301	17.805	1'45.900	301,8	9:24'15.426
12	32.398	30.356	21.464	17.765	1'41.983	297,7	9:25'57.409
13	32.311	30.582	21.365	17.952	1'42.210C	304,4	9:27'39.619
14	40.877	32.716	22.260	18.031	1'53.884	302,7	9:29'33.503
15	32.587	30.583	21.426	17.824	1'42.420	293,7	9:31'15.923

21° 3 K. NOZANE [1'42.573]											
Lap	Seg1	Seg2	Seg3	Seg4	Lap Time	km/h	Local Time				
1							9:02'29.138				
2					32.770	30.518	21.609	17.936	1'42.833	296,9	9:04'11.971
3					32.653	30.790	21.675	17.929	1'43.047	305,2	9:05'55.018
4					32.426	30.622	21.613	17.912	1'42.573	305,2	9:07'37.591
5					32.469	30.799	21.713	18.069	1'43.050	307,0	9:09'20.641
6					32.723	30.723	21.637	18.083	1'43.166	306,1	9:11'03.807
7					32.710	30.976	21.726	18.173	1'43.585	301,0	9:12'47.392
8					36.014	31.374	22.393	41.068	2'10.849P	304,4	9:14'58.241
9					5'44.297	37.121	23.789	18.286	7'03.493P		9:22'01.734
10					32.797	31.163	21.866	18.329	1'44.155	303,5	9:23'45.889
11					32.734	30.846	21.863	18.261	1'43.704	300,2	9:25'29.593
12					32.462	31.308	21.888	18.451	1'44.109	305,2	9:27'13.702
13					32.969	30.960	21.934	18.360	1'44.223	298,5	9:28'57.925
14					32.682	31.281	21.980	18.461	1'44.404	307,8	9:30'42.329

18° 2 R. TAMBURINI [1'42.049]											
Lap	Seg1	Seg2	Seg3	Seg4	Lap Time	km/h	Local Time				
1					33.845	23.052	18.544				9:02'47.921
2					33.551	31.785	22.250	18.272	1'45.858	289,0	9:04'33.779
3					32.663	34.532	23.774	18.855	1'49.824	301,0	9:06'23.603
4					33.016	31.154	21.816	18.495	1'44.481	296,9	9:08'08.084
5					34.764	32.499	22.536	37.862	2'07.661P	282,9	9:10'15.745
6	3'39.344	34.047	22.376	18.410	4'54.177P		9:15'09.922				
7	32.268	30.396	21.476	17.943	1'42.083	305,2	9:16'52.005				
8	32.148	30.486	21.478	17.937	1'42.049	309,6	9:18'34.054				
9	32.299	30.410	21.545	18.046	1'42.300	304,4	9:20'16.354				
10	32.363	31.708	23.362	19.218	1'46.651	304,4	9:22'03.005				
11	32.601	30.892	21.812	18.235	1'43.540	293,7	9:23'46.545				
12	32.801	31.124	21.922	18.632	1'44.479	291,3	9:25'31.024				
13	39.868	36.966	23.966	38.636	2'19.436P	270,9	9:27'50.460				

22° 29 L. BERNARDI [1'42.878]											
Lap	Seg1	Seg2	Seg3	Seg4	Lap Time	km/h	Local Time				
1						32.350	22.357	38.335			9:02'20.415
2					3'44.233	32.251	25.119	17.938	4'59.541P		9:07'19.956
3					32.674	30.703	21.564	17.937	1'42.878	289,0	9:09'02.834
4					32.738	30.890	21.656	18.050	1'43.334	301,8	9:10'46.168
5					32.831	30.740	21.566	18.192	1'43.329	300,2	9:12'29.497
6					32.631	30.822	21.572	18.258	1'43.283	301,0	9:14'12.780
7					32.529	37.554	32.644	19.178	2'01.905	296,9	9:16'14.685
8					32.701	30.875	30.279	22.331	1'56.186	292,1	9:18'10.871
9					32.484	30.744	21.586	18.133	1'42.947	296,1	9:19'53.818
10					34.034	31.819	22.363	38.233	2'06.449P	301,8	9:22'00.267
11					3'58.315	32.356	23.449	18.323	5'12.443P		9:27'12.710
12					32.662	30.985	21.552	18.310	1'43.509	296,1	9:28'56.219
13					32.618	30.734	21.590	18.203	1'43.145	298,5	9:30'39.364

19° 35 H. SVAHNIN [1'42.401]											
Lap	Seg1	Seg2	Seg3	Seg4	Lap Time	km/h	Local Time				
1					37.132	25.128	18.102				9:02'30.679
2					32.751	30.481	21.551	17.854	1'42.637	298,5	9:04'13.316
3					32.528	30.458	21.548	17.867	1'42.401	301,0	9:05'55.717
4					32.384	30.702	21.581	17.868	1'42.535	300,2	9:07'38.252
5					38.618	32.588	23.380	40.699	2'15.285P	279,3	9:09'53.537
6	12'50.911	32.341	22.087	18.308	14'03.647P		9:23'57.184				
7	32.721	30.775	21.718	18.119	1'43.333	296,9	9:25'40.517				
8	32.733	33.197	27.230	20.070	1'53.230	301,8	9:27'33.747				
9	32.851	30.913	21.690	18.110	1'43.564	301,0	9:29'17.311				
10	32.642	30.713	21.778	18.168	1'43.301	301,8	9:31'00.612				

23° 91 L. HASLAM [1'42.925]											
Lap	Seg1	Seg2	Seg3	Seg4	Lap Time	km/h	Local Time				
1						32.897	25.074	19.721			9:02'05.843
2					41.088	33.137	21.772	18.057	1'54.054	288,2	9:03'59.897
3					32.612	31.554	22.690	18.320	1'45.176	292,9	9:05'45.073
4					32.766	30.551	21.558	18.168	1'43.043	296,1	9:07'28.116
5					32.530	30.846	22.820	41.106	2'07.302P	300,2	9:09'35.418
6					7'16.632	33.078	23.197	19.908	8'32.815P		9:18'08.233
7					32.656	30.495	21.879	18.630	1'43.660	299,3	9:19'51.893
8					43.337	34.797	24.887	22.418	2'05.439	297,7	9:21'57.332
9					32.539	30.579	21.533	18.274	1'42.925	300,2	9:23'40.257
10					32.617	30.678	21.755	18.436	1'43.486	295,3	9:25'23.743
11					34.137	33.721	22.204	19.841	1'49.903	301,8	9:27'13.646
12					33.296	30.952	22.629	19.974	1'46.851	292,9	9:29'00.497
13					32.679	30.979	21.647	18.347	1'43.652	299,3	9:30'44.149

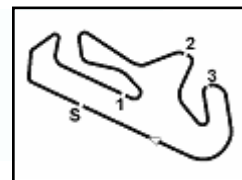
20° 36 L. MERCADO [1'42.518]											
Lap	Seg1	Seg2	Seg3	Seg4	Lap Time	km/h	Local Time				
1					34.384	22.945	18.272				9:02'10.855
2					32.890	30.934	21.739	17.996	1'43.559	300,2	9:03'54.414
3					32.533	31.022	21.953	18.306	1'43.814	304,4	9:05'38.228

24° 23 C. PONSSON [1'42.956]											
Lap	Seg1	Seg2	Seg3	Seg4	Lap Time	km/h	Local Time				
1						33.030	22.439	18.077			9:02'11.354

08/10/2022 P = Pits In/Out - C = Lap Time Cancelled

These data/results cannot be reproduced, stored and/or transmitted in whole or in part by any manner of electronic, mechanical, photocopying, recording, broadcasting or otherwise now known or herein after developed without the previous express consent by the copyright owner, except for reproduction in daily press and regular printed publications on sale to the public within 60 days of the event related to those data/results and always provided that copyright symbol appears together as follows below.

© DORNA WSBK ORGANIZATION Srl 2022



Pirelli Portuguese Round, 7-9 October 2022

Chronological Analysis Free Practice 3rd Session

2	33.148	30.928	21.721	17.982	1'43.779	294,5	9:03'55.133
3	36.834	33.029	22.058	18.158	1'50.079	302,7	9:05'45.212
4	32.997	30.527	21.511	17.921	1'42.956	293,7	9:07'28.168
5	32.825	30.681	24.054	19.252	1'46.812	282,9	9:09'14.980
6	32.392	31.054	21.556	17.970	1'42.972	301,8	9:10'57.952
7	32.910	30.710	21.486	18.198	1'43.304	294,5	9:12'41.256
8	32.626	30.631	21.656	18.204	1'43.117	300,2	9:14'24.373
9	32.572	30.618	21.625	18.309	1'43.124	305,2	9:16'07.497
10	32.470	30.939	21.589	18.201	1'43.199	299,3	9:17'50.696
11	32.612	30.735	21.621	18.220	1'43.188	299,3	9:19'33.884
12	35.928	32.552	23.065	37.758	2'09.303P	288,2	9:21'43.187
13	5'18.611	33.422	23.056	18.659	6'33.748CP		9:28'16.935
14	33.042	30.981	21.973	18.423	1'44.419	297,7	9:30'01.354

25°		17 M. FRITZ [1'44.023]					
Lap	Seg.1	Seg.2	Seg.3	Seg.4	Lap Time	km/h	Local Time
1		33.088	22.987	18.645			9:02'08.100
2	33.687	31.104	21.855	18.386	1'45.032	265,6	9:03'53.132
3	33.253	31.336	21.842	18.310	1'44.741	277,1	9:05'37.873
4	33.163	31.247	21.875	37.895	2'04.180P	290,5	9:07'42.053
5	4'41.161	31.960	22.135	18.871	5'54.127P		9:13'36.180
6	33.162	30.904	21.776	18.181	1'44.023	289,0	9:15'20.203
7	33.590	31.204	22.154	37.812	2'04.760P	283,7	9:17'24.963
8	10'10.692	31.094	21.839	18.064	11'21.689P		9:28'46.652
9	35.304	31.598	21.927	18.308	1'47.137	296,1	9:30'33.789

26°		52 D. KONIG [1'44.222]					
Lap	Seg.1	Seg.2	Seg.3	Seg.4	Lap Time	km/h	Local Time
1		33.679	23.043	18.632			9:02'01.193
2	33.975	32.063	27.920	20.684	1'54.642	291,3	9:03'55.835
3	33.196	31.731	22.310	18.379	1'45.616	304,4	9:05'41.451
4	33.266	31.576	22.218	18.357	1'45.417	303,5	9:07'26.868
5	32.960	31.518	22.140	18.521	1'45.139	304,4	9:09'12.007
6	33.157	31.408	22.412	18.605	1'45.582	304,4	9:10'57.589
7	34.260	31.635	23.116	40.481	2'09.492P	294,5	9:13'07.081
8	5'29.971	32.451	24.049	18.485	6'44.956P		9:19'52.037
9	32.895	31.191	21.846	18.290	1'44.222	295,3	9:21'36.259
10	32.816	31.259	21.981	18.315	1'44.371	302,7	9:23'20.630
11	41.200	31.784	22.028	18.354	1'53.366	303,5	9:25'13.996
12	33.104	31.236	21.947	18.417	1'44.704	302,7	9:26'58.700
13	33.199	31.450	22.111	18.577	1'45.337C	301,8	9:28'44.037
14	33.287	31.432	22.203	18.743	1'45.665	302,7	9:30'29.702

08/10/2022

P = Pits In/Out - C = Lap Time Cancelled

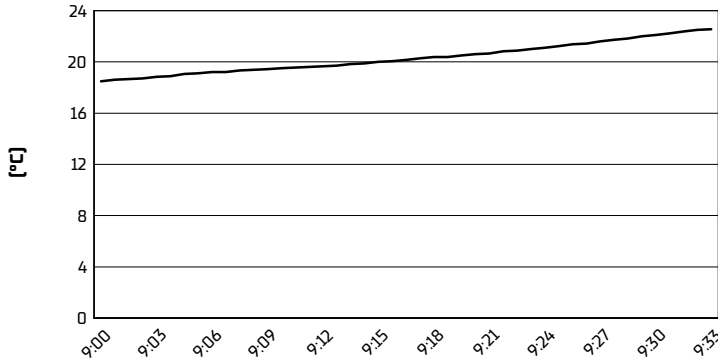
These data/results cannot be reproduced, stored and/or transmitted in whole or in part by any manner of electronic, mechanical, photocopying, recording, broadcasting or otherwise now known or herein after developed without the previous express consent by the copyright owner, except for reproduction in daily press and regular printed publications on sale to the public within 60 days of the event related to those data/results and always provided that copyright symbol appears together as follows below.

© DORNA WSBK ORGANIZATION Srl 2022

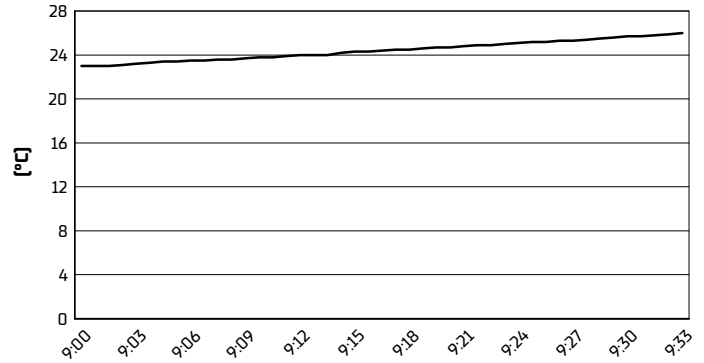
Pirelli Portuguese Round, 7-9 October 2022
Weather Report Free Practice 3rd Session

Session started 09:00 - Session ended 9:33

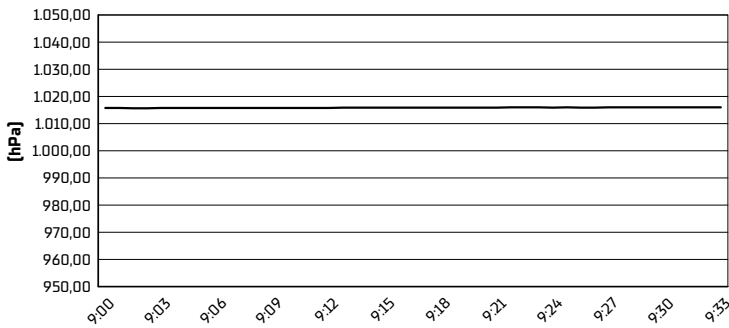
Air Temperature



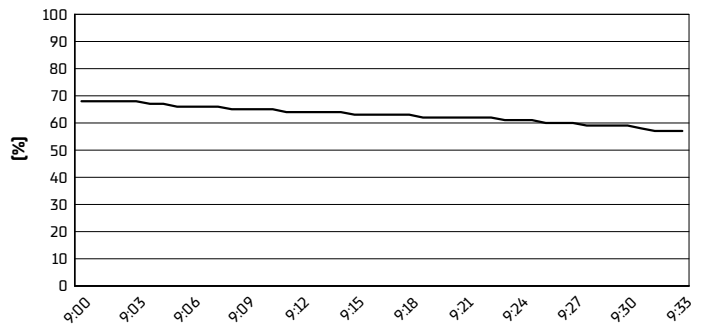
Track Temperature



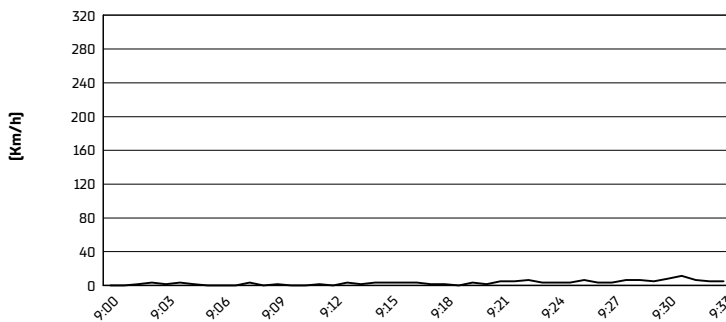
Air Pressure



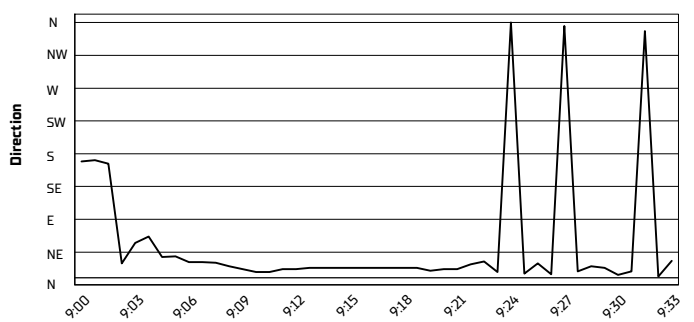
Humidity



Wind Speed



Wind Direction



08/10/2022

These data/results cannot be reproduced, stored and/or transmitted in whole or in part by any manner of electronic, mechanical, photocopying, recording, broadcasting or otherwise now known or herein after developed without the previous express consent by the copyright owner, except for reproduction in daily press and regular printed publications on sale to the public within 60 days of the event related to those data/results and always provided that copyright symbol appears together as follows below.

© DORNA WSBK ORGANIZATION Srl 2022