

Portimao 4.592 m

Pirelli Portuguese Round, 7-9 October 2022 Chronological Analysis Race 1

Start at 16:20'52.185

1 / 4

1° 62 S. MANZI [1'44.514]							
Lap	Seg1	Seg2	Seg3	Seg4	Lap Time	km/h	Local Time
1		31.396	21.880	18.302	1'47.459	168,0	16:22'39.644
2	33.921	31.022	21.876	18.465	1'45.284	277,8	16:24'24.928
3	33.481	30.884	21.660	18.653	1'44.678	277,1	16:26'09.606
4	33.880	31.112	21.888	18.839	1'45.719	267,6	16:27'55.325
5	33.338	31.007	21.803	18.774	1'44.922	276,4	16:29'40.247
6	33.907	31.039	21.780	18.708	1'45.434	266,9	16:31'25.681
7	33.708	30.955	21.752	18.472	1'44.887	270,9	16:33'10.568
8	33.955	30.978	21.738	18.348	1'45.019	268,9	16:34'55.587
9	33.687	30.863	21.703	18.604	1'44.857	275,7	16:36'40.444
10	33.547	30.799	21.662	18.661	1'44.669	275,7	16:38'25.113
11	33.418	30.794	21.591	18.711	1'44.514	267,6	16:40'09.627
12	33.408	30.842	22.023	18.685	1'44.958	267,6	16:41'54.585
Race Time 21'02.400							

2° 7 L. BALDASSARRI [1'44.436]							
Lap	Seg1	Seg2	Seg3	Seg4	Lap Time	km/h	Local Time
1		31.642	21.814	18.434	1'47.835	170,6	16:22'40.020
2	34.259	31.391	21.736	18.377	1'45.763	274,3	16:24'25.783
3	34.049	31.041	21.605	18.322	1'45.017	273,6	16:26'10.800
4	33.676	30.899	21.870	18.420	1'44.865	279,3	16:27'55.665
5	34.333	30.932	21.740	18.494	1'45.499	279,3	16:29'41.164
6	33.712	30.871	21.761	18.322	1'44.666	272,9	16:31'25.830
7	33.782	30.928	21.711	18.373	1'44.794	270,2	16:33'10.624
8	33.422	31.099	21.674	18.707	1'44.902	270,9	16:34'55.526
9	34.107	31.200	21.752	18.394	1'45.453	271,6	16:36'40.979
10	33.473	31.062	21.601	18.454	1'44.590	281,5	16:38'25.569
11	33.575	31.010	21.553	18.453	1'44.591	274,3	16:40'10.160
12	33.358	30.794	21.701	18.583	1'44.436	279,3	16:41'54.596
Race Time 21'02.411							

3° 64 F. CARICASULO [1'44.567]							
Lap	Seg1	Seg2	Seg3	Seg4	Lap Time	km/h	Local Time
1		31.304	21.867	18.786	1'46.969	165,9	16:22'39.154
2	33.551	31.577	21.724	18.823	1'45.675	273,6	16:24'24.829
3	33.861	30.966	21.652	18.495	1'44.974	272,9	16:26'09.803
4	33.437	31.209	21.891	18.896	1'45.433	280,0	16:27'55.236
5	33.752	31.076	21.694	18.593	1'45.115	273,6	16:29'40.351
6	33.585	31.105	21.710	18.861	1'45.261	275,0	16:31'25.612
7	34.242	31.272	21.569	18.462	1'45.545	267,6	16:33'11.157
8	33.586	31.034	21.956	18.421	1'44.997	279,3	16:34'56.154
9	33.476	31.039	21.605	18.558	1'44.678	285,2	16:36'40.832
10	33.419	30.952	21.664	18.623	1'44.658	280,0	16:38'25.490
11	33.376	30.906	21.690	18.595	1'44.567	278,6	16:40'10.057
12	33.666	30.877	21.681	18.432	1'44.656	279,3	16:41'54.713
Race Time 21'02.528							

4° 77 D. AEGERTER [1'44.440]							
Lap	Seg1	Seg2	Seg3	Seg4	Lap Time	km/h	Local Time
1		31.134	21.943	18.717	1'47.111	160,8	16:22'39.296
2	33.647	31.445	21.865	18.674	1'45.631	276,4	16:24'24.927
3	34.129	31.012	21.681	18.284	1'45.106	268,2	16:26'10.033
4	33.727	31.085	21.926	18.655	1'45.393	272,9	16:27'55.426
5	34.002	30.991	21.783	18.471	1'45.247	270,9	16:29'40.673
6	33.643	31.053	21.838	18.527	1'45.061	275,0	16:31'25.734
7	33.365	31.052	21.732	18.607	1'44.756	272,3	16:33'10.490
8	33.810	31.040	21.728	18.533	1'45.111	265,6	16:34'55.601
9	33.445	30.948	21.677	18.578	1'44.648	276,4	16:36'40.249
10	33.714	31.857	21.609	18.460	1'45.640	266,2	16:38'25.889
11	33.871	30.857	21.482	18.355	1'44.565	271,6	16:40'10.454
12	33.409	30.930	21.693	18.408	1'44.440	273,6	16:41'54.894
Race Time 21'02.709							

5° 66 N. TUULI [1'44.441]							
Lap	Seg1	Seg2	Seg3	Seg4	Lap Time	km/h	Local Time
1							
2							

1		31.532	21.845	18.357	1'47.646	168,5	16:22'39.831
2	34.125	31.096	21.857	18.417	1'45.495	277,8	16:24'25.326
3	34.016	30.910	21.707	18.403	1'45.036	268,2	16:26'10.362
4	33.870	31.042	21.824	18.473	1'45.209	272,9	16:27'55.571
5	34.309	31.139	21.833	18.359	1'45.640	276,4	16:29'41.211
6	33.843	31.028	21.686	18.399	1'44.956	274,3	16:31'26.167
7	34.164	31.307	22.126	18.546	1'46.143	275,7	16:33'12.310
8	33.567	30.894	21.561	18.419	1'44.441	270,2	16:34'56.751
9	33.520	31.279	21.552	18.399	1'44.750	275,7	16:36'41.501
10	33.643	31.195	21.725	18.540	1'45.103	277,8	16:38'26.604
11	33.528	31.209	21.572	18.450	1'44.759	273,6	16:40'11.363
12	33.493	31.086	21.750	18.625	1'44.954	272,3	16:41'56.317
Race Time 21'04.132							

6° 3 R. DE ROSA [1'44.816]							
Lap	Seg1	Seg2	Seg3	Seg4	Lap Time	km/h	Local Time
1		31.424	21.793	18.340	1'47.879	175,9	16:22'40.064
2	34.062	31.118	21.839	18.346	1'45.365	277,1	16:24'25.429
3	34.136	30.952	21.684	18.324	1'45.096	261,1	16:26'10.525
4	33.476	31.077	21.849	18.563	1'44.965	282,9	16:27'55.490
5	34.635	31.104	21.814	18.345	1'45.898	274,3	16:29'41.388
6	33.848	31.017	21.658	18.328	1'44.851	275,0	16:31'26.239
7	33.936	31.216	21.743	18.384	1'45.279	282,9	16:33'11.518
8	33.617	31.011	21.743	18.445	1'44.816	279,3	16:34'56.334
9	33.798	31.071	21.691	18.393	1'44.953	282,2	16:36'41.287
10	33.517	31.334	21.660	18.390	1'44.901	279,3	16:38'26.188
11	33.704	31.103	21.680	18.599	1'45.086	271,6	16:40'11.274
12	33.302	31.187	22.770	18.690	1'45.949	275,0	16:41'57.223
Race Time 21'05.038							

7° 16 J. CLUZEL [1'44.536]							
Lap	Seg1	Seg2	Seg3	Seg4	Lap Time	km/h	Local Time
1		31.211	21.756	18.673	1'47.218	166,2	16:22'39.403
2	33.823	31.297	22.054	18.399	1'45.573	277,8	16:24'24.976
3	33.936	30.963	21.572	18.433	1'44.904	273,6	16:26'09.880
4	33.777	31.051	21.882	18.799	1'45.509	270,2	16:27'55.389
5	33.838	31.002	21.686	18.658	1'45.184	273,6	16:29'40.573
6	33.955	30.995	21.815	18.489	1'45.254	272,9	16:31'25.827
7	34.174	31.203	21.659	18.450	1'45.486	272,3	16:33'11.313
8	33.593	30.947	21.630	18.366	1'44.536	281,5	16:34'55.849
9	34.079	30.991	21.663	18.499	1'45.232	279,3	16:36'41.081
10	33.482	31.366	21.608	18.438	1'44.894	281,5	16:38'25.975
11	33.763	31.031	21.486	18.486	1'44.766	273,6	16:40'10.741
12	33.350	31.575	23.733	18.769	1'47.427	274,3	16:41'58.168
Race Time 21'05.983							

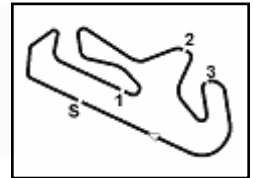
8° 38 H. SOOMER [1'45.011]							
Lap	Seg1	Seg2	Seg3	Seg4	Lap Time	km/h	Local Time
1		31.517	22.081	18.201	1'48.175	171,5	16:22'40.360
2	34.317	31.173	21.758	18.383	1'45.631	279,3	16:24'25.991
3	34.316	31.050	21.667	18.285	1'45.318	276,4	16:26'11.309
4	34.040	30.961	21.951	18.389	1'45.341	267,6	16:27'56.650
5	34.081	31.253	21.817	18.319	1'45.470	270,9	16:29'42.120
6	34.062	31.056	21.949	18.560	1'45.627	269,6	16:31'27.747
7	33.692	31.155	21.725	18.439	1'45.011	273,6	16:33'12.758
8	33.799	31.329	21.865	18.402	1'45.395	276,4	16:34'58.153
9	33.628	31.115	21.800	18.482	1'45.025	281,5	16:36'43.178
10	33.810	31.250	21.867	18.707	1'45.634	268,9	16:38'28.812
11	33.761	31.236	22.027	18.914	1'45.938	272,3	16:40'14.750
12	34.296	31.436	21.897	18.697	1'46.326	265,6	16:42'01.076
Race Time 21'08.891							

9° 61 C. ONCU [1'44.745]							
Lap	Seg1	Seg2	Seg3	Seg4	Lap Time	km/h	Local Time
1		31.528	21.658	18.383	1'48.126	177,6	16:22'40.311
2	33.975	31.174	21.790	18.525	1'45.464	277,1	16:24'25.775

08/10/2022 P = Pits In/Out - C = Lap Time Cancelled

These data/results cannot be reproduced, stored and/or transmitted in whole or in part by any manner of electronic, mechanical, photocopying, recording, broadcasting or otherwise now known or herein after developed without the previous express consent by the copyright owner, except for reproduction in daily press and regular printed publications on sale to the public within 60 days of the event related to those data/results and always provided that copyright symbol appears together as follows below.

© DORNA WSBK ORGANIZATION Srl 2022



Portimao 4.592 m

Pirelli Portuguese Round, 7-9 October 2022
Chronological Analysis Race 1

2 / 4

Start at 16:20'52.185

Lap	Seg1	Seg2	Seg3	Seg4	Lap Time	km/h	Local Time
3	34.178	31.191	21.542	18.609	1'45.520	280,0	16:26'11.295
4	33.663	31.152	21.745	18.690	1'45.250	266,2	16:27'56.545
5	33.759	31.244	21.742	18.609	1'45.354	270,2	16:29'41.899
6	33.627	31.013	21.545	18.560	1'44.745	273,6	16:31'26.644
7	33.771	31.349	21.810	18.730	1'45.660	280,7	16:33'12.304
8	33.707	31.113	21.839	18.641	1'45.300	273,6	16:34'57.604
9	33.665	31.199	21.697	18.732	1'45.293	275,7	16:36'42.897
10	33.822	31.406	21.779	18.862	1'45.869	272,3	16:38'28.766
11	34.059	31.222	21.955	18.910	1'46.146	271,6	16:40'14.912
12	34.140	31.613	21.923	18.771	1'46.447	272,9	16:42'01.359

Race Time 21'09.174

10° 23 I. VINALES [1'44.913]							
Lap	Seg1	Seg2	Seg3	Seg4	Lap Time	km/h	Local Time
1		31.884	22.457	18.500	1'49.345	178,5	16:22'41.530
2	33.820	31.293	21.779	18.490	1'45.382	277,1	16:24'26.912
3	33.907	31.346	21.819	18.487	1'45.559	281,5	16:26'12.471
4	33.824	31.182	21.739	18.478	1'45.223	277,8	16:27'57.694
5	33.456	31.275	21.682	18.597	1'45.010	276,4	16:29'42.704
6	33.690	31.271	21.742	18.633	1'45.336	274,3	16:31'28.040
7	33.614	31.185	21.716	18.578	1'45.093	279,3	16:33'13.133
8	33.615	30.995	21.745	18.558	1'44.913	277,8	16:34'58.046
9	33.951	31.181	21.776	18.540	1'45.448	278,6	16:36'43.494
10	34.066	31.204	21.772	18.564	1'45.606	275,7	16:38'29.100
11	34.130	31.262	21.901	18.629	1'45.922	274,3	16:40'15.022
12	34.239	31.538	22.000	18.601	1'46.378	271,6	16:42'01.400

Race Time 21'09.215

11° 54 B. SOFUOGLU [1'44.887]							
Lap	Seg1	Seg2	Seg3	Seg4	Lap Time	km/h	Local Time
1		31.992	21.974	18.356	1'48.992	176,2	16:22'41.177
2	33.914	31.225	21.809	18.493	1'45.441	277,8	16:24'26.618
3	33.962	31.438	21.771	18.483	1'45.654	280,7	16:26'12.272
4	33.860	31.103	21.768	18.642	1'45.373	277,1	16:27'57.645
5	33.955	31.404	21.672	18.505	1'45.536	270,9	16:29'43.181
6	33.640	31.298	21.680	18.484	1'45.102	282,2	16:31'28.283
7	34.271	31.140	21.713	18.400	1'45.524	276,4	16:33'13.807
8	33.316	31.590	21.804	18.375	1'45.085	280,0	16:34'58.892
9	33.663	31.102	21.665	18.457	1'44.887	277,1	16:36'43.779
10	33.965	31.228	21.857	18.324	1'45.374	279,3	16:38'29.153
11	34.320	31.250	21.973	18.468	1'46.011	270,9	16:40'15.164
12	34.372	31.408	22.019	18.466	1'46.265	257,4	16:42'01.429

Race Time 21'09.244

12° 28 G. VAN STRAALLEN [1'45.152]							
Lap	Seg1	Seg2	Seg3	Seg4	Lap Time	km/h	Local Time
1		31.388	21.733	18.626	1'47.323	168,3	16:22'39.508
2	34.306	30.974	21.948	18.480	1'45.708	268,2	16:24'25.216
3	34.320	31.112	21.674	18.383	1'45.489	267,6	16:26'10.705
4	33.928	31.135	21.903	18.768	1'45.734	270,9	16:27'56.439
5	34.090	31.330	21.688	18.585	1'45.693	262,4	16:29'42.132
6	33.702	30.875	21.848	18.747	1'45.172	270,9	16:31'27.304
7	33.718	30.934	21.900	18.600	1'45.152	272,9	16:33'12.456
8	33.868	30.914	21.868	18.584	1'45.234	275,0	16:34'57.690
9	33.831	31.130	21.830	18.676	1'45.467	274,3	16:36'43.157
10	34.094	31.199	21.816	18.661	1'45.770	263,0	16:38'28.927
11	34.170	31.143	21.875	18.857	1'46.045	264,9	16:40'14.972
12	34.650	31.494	22.020	18.539	1'46.703	270,2	16:42'01.675

Race Time 21'09.490

13° 55 Y. MONTELLA [1'45.091]							
Lap	Seg1	Seg2	Seg3	Seg4	Lap Time	km/h	Local Time
1		32.627	21.735	18.465	1'49.939	173,7	16:22'42.124
2	33.777	31.360	21.800	18.510	1'45.447	278,6	16:24'27.571
3	33.666	31.268	21.678	18.479	1'45.091	277,1	16:26'12.662
4	33.800	31.184	21.730	18.430	1'45.144	280,0	16:27'57.806

14° 56 P. SEBESTYEN [1'45.256]								
Lap	Seg1	Seg2	Seg3	Seg4	Lap Time	km/h	Local Time	
1			32.078	21.862	18.725	1'50.619	181,5	16:22'42.804
2	33.787	31.208	21.791	18.625	1'45.411	272,9	16:24'28.215	
3	33.804	31.371	21.762	18.610	1'45.547	272,3	16:26'13.762	
4	33.665	31.193	21.790	18.655	1'45.303	273,6	16:27'59.065	
5	33.913	31.325	21.876	18.785	1'45.899	275,7	16:29'44.964	
6	33.814	31.121	21.861	18.711	1'45.507	272,3	16:31'30.471	
7	33.799	31.117	21.746	18.594	1'45.256	274,3	16:33'15.727	
8	33.890	31.471	21.876	18.679	1'45.916	274,3	16:35'01.643	
9	33.805	31.278	21.904	18.632	1'45.619	275,7	16:36'47.262	
10	33.958	31.208	22.203	18.708	1'47.067	268,9	16:38'33.339	
11	33.957	31.436	22.022	18.821	1'46.236	272,9	16:40'19.575	
12	34.311	31.970	22.152	18.770	1'47.203	267,6	16:42'06.778	

Race Time 21'14.593

15° 11 N. BULEGA [1'45.135]								
Lap	Seg1	Seg2	Seg3	Seg4	Lap Time	km/h	Local Time	
1			33.694	22.243	18.555	1'53.552	197,4	16:22'45.737
2	34.272	31.588	21.986	18.540	1'46.386	279,3	16:24'32.123	
3	33.819	31.222	21.912	18.592	1'45.545	280,0	16:26'17.668	
4	33.819	31.240	22.017	18.686	1'45.762	276,4	16:28'03.430	
5	33.598	31.025	21.926	18.634	1'45.183	278,6	16:29'48.613	
6	33.701	31.522	22.017	18.728	1'45.968	272,9	16:31'34.581	
7	33.807	31.541	22.233	18.803	1'46.384	273,6	16:33'20.965	
8	33.418	31.217	21.731	18.773	1'45.139	276,4	16:35'06.104	
9	33.460	31.038	21.722	18.915	1'45.135	271,6	16:36'51.239	
10	33.457	30.891	24.577	18.985	1'47.910	271,6	16:38'39.149	
11	33.762	31.167	21.900	18.893	1'45.722	269,6	16:40'24.871	
12	33.669	31.331	22.079	18.837	1'45.916	270,2	16:42'10.787	

Race Time 21'18.602

16° 9 S. JESPERSEN [1'45.737]								
Lap	Seg1	Seg2	Seg3	Seg4	Lap Time	km/h	Local Time	
1			32.747	22.216	18.804	1'51.961	188,1	16:22'44.146
2	33.754	31.416	21.764	18.803	1'45.737	280,0	16:24'29.883	
3	33.612	31.291	22.090	18.753	1'45.746	270,2	16:26'15.629	
4	33.598	31.544	21.941	18.883	1'45.966	268,2	16:28'01.595	
5	34.274	31.326	21.846	18.869	1'46.315	268,9	16:29'47.910	
6	34.175	31.548	22.025	18.845	1'46.593	263,0	16:31'34.503	
7	34.079	31.506	22.254	18.782	1'46.621	270,9	16:33'21.124	
8	33.843	31.375	22.348	18.735	1'46.301	272,3	16:35'07.425	
9	34.226	31.298	22.032	18.698	1'46.254	263,7	16:36'53.679	
10	34.136	31.714	22.061	18.844	1'46.755	272,9	16:38'40.434	
11	33.591	31.316	21.858	18.976	1'45.741	264,9	16:40'26.175	
12	33.851	31.393	21.921	18.886	1'46.051	266,9	16:42'12.226	

Race Time 21'20.041

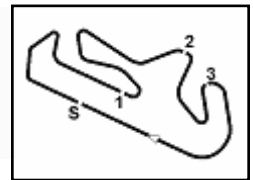
17° 47 J. GIMBERT [1'45.492]								
Lap	Seg1	Seg2	Seg3	Seg4	Lap Time	km/h	Local Time	
1			32.807	22.205	18.785	1'52.373	188,8	16:22'44.558
2	33.955	31.390	22.012	18.645	1'46.002	280,7	16:24'30.560	
3	33.640	31.338	21.899	18.615	1'45.492	275,0	16:26'16.052	
4	33.859	31.376	21.837	18.638	1'45.710	273,6	16:28'01.762	
5	33.760	31.450	21.792	18.830	1'45.832	275,7	16:29'47.594	
6	34.312	31.599	21.929	18.840	1'46.680	265,6	16:31'34.274	

08/10/2022

P = Pits In/Dut - C = Lap Time Cancelled

These data/results cannot be reproduced, stored and/or transmitted in whole or in part by any manner of electronic, mechanical, photocopying, recording, broadcasting or otherwise now known or herein after developed without the previous express consent by the copyright owner, except for reproduction in daily press and regular printed publications on sale to the public within 60 days of the event related to those data/results and always provided that copyright symbol appears together as follows below.

© DORNA WSBK ORGANIZATION Srl 2022



Portimao 4.592 m

Pirelli Portuguese Round, 7-9 October 2022
Chronological Analysis Race 1

Start at 16:20'52.185

3 / 4

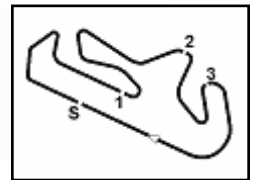
Lap	Seg1	Seg2	Seg3	Seg4	Lap Time	km/h	Local Time
7	33.918	31.555	22.159	18.893	1'46.525	269,6	16:33'20.799
8	33.982	31.488	22.011	18.735	1'46.216	264,9	16:35'07.015
9	34.016	31.614	21.954	19.007	1'46.591	261,7	16:36'53.606
10	33.961	32.235	22.108	18.752	1'47.056	264,9	16:38'40.662
11	33.878	31.592	22.363	18.898	1'46.731	275,0	16:40'27.393
12	33.924	31.495	22.032	18.875	1'46.326	267,6	16:42'13.719
Race Time 21'23.686							
22° 21 B. CURRIE [1'46.507]							
Lap	Seg1	Seg2	Seg3	Seg4	Lap Time	km/h	Local Time
1			33.515	22.501	18.607	1'53.724	188,1
2	34.468	32.140	22.109	18.566	1'47.283	278,6	16:24'33.192
3	34.273	31.550	22.135	18.702	1'46.660	274,3	16:26'19.852
4	35.173	31.821	21.947	18.712	1'47.653	280,0	16:28'07.505
5	34.279	31.591	22.100	18.685	1'46.655	272,3	16:29'54.160
6	34.170	31.593	22.040	18.704	1'46.507	272,3	16:31'40.667
7	34.696	31.762	22.141	18.667	1'47.266	270,9	16:33'27.933
8	34.460	31.826	22.013	18.767	1'47.066	272,9	16:35'14.999
9	34.511	31.530	23.317	18.809	1'48.167	265,6	16:37'03.166
10	34.208	31.644	22.008	18.839	1'46.699	268,9	16:38'49.865
11	34.370	31.824	22.101	19.076	1'47.371	274,3	16:40'37.236
12	34.684	31.934	22.144	18.848	1'47.610	272,3	16:42'24.846
Race Time 21'32.661							
23° 73 M. KOFLER [1'46.462]							
Lap	Seg1	Seg2	Seg3	Seg4	Lap Time	km/h	Local Time
1			32.873	22.681	18.716	1'52.539	193,8
2	35.066	32.499	22.104	18.793	1'48.462	284,4	16:24'33.186
3	33.847	31.570	22.323	18.722	1'46.462	272,9	16:26'19.648
4	33.801	31.738	22.298	18.732	1'46.569	275,7	16:28'06.217
5	34.007	31.601	22.210	18.883	1'46.701	275,0	16:29'52.918
6	33.967	31.398	23.233	19.059	1'47.657	271,6	16:31'40.575
7	34.232	31.566	22.518	18.832	1'47.148	273,6	16:33'27.723
8	34.101	31.625	22.416	19.077	1'47.219	270,9	16:35'14.942
9	34.254	31.585	22.539	18.865	1'47.243	272,3	16:37'02.185
10	34.394	31.611	22.658	18.971	1'47.634	268,2	16:38'49.819
11	34.169	31.694	22.358	19.133	1'47.354	272,9	16:40'37.173
12	34.170	32.663	22.507	18.775	1'48.115	270,2	16:42'25.288
Race Time 21'33.103							
24° 6 J. BUIS [1'46.539]							
Lap	Seg1	Seg2	Seg3	Seg4	Lap Time	km/h	Local Time
1			33.730	22.164	18.613	1'53.960	189,4
2	34.623	31.998	22.175	18.512	1'47.308	277,8	16:24'33.453
3	34.303	31.478	22.187	18.571	1'46.539	273,6	16:26'19.992
4	34.246	31.755	21.986	18.759	1'46.746	281,5	16:28'06.738
5	34.354	31.731	22.011	18.801	1'46.897	274,3	16:29'53.635
6	34.204	31.707	22.216	18.875	1'47.002	268,9	16:31'40.637
7	34.578	31.598	22.337	18.742	1'47.255	272,9	16:33'27.892
8	34.246	31.860	22.106	18.895	1'47.107	278,6	16:35'14.999
9	34.671	31.736	22.269	18.714	1'47.390	269,6	16:37'02.389
10	34.543	31.688	22.165	18.872	1'47.268	272,9	16:38'49.657
11	34.909	31.845	22.179	18.786	1'47.719	268,2	16:40'37.376
12	34.134	36.630	22.368	18.991	1'52.123	277,1	16:42'29.499
Race Time 21'37.314							
25° 19 J. DIAZ CORBELLA [1'47.494]							
Lap	Seg1	Seg2	Seg3	Seg4	Lap Time	km/h	Local Time
1		34.746	22.097	18.942	1'55.326	193,5	16:22'47.511
2	34.397	32.101	22.160	19.051	1'47.709	272,3	16:24'35.220
3	34.541	32.190	22.092	19.120	1'47.943	270,9	16:26'23.163
4	34.235	31.939	22.043	19.277	1'47.494	268,2	16:28'10.657
5	34.401	31.985	22.260	19.241	1'47.887	267,6	16:29'58.544
6	34.843	31.987	22.303	19.212	1'48.345	263,0	16:31'46.889
7	34.493	31.970	22.056	19.143	1'47.662	266,2	16:33'34.551
8	34.389	31.880	22.154	19.214	1'47.637	266,9	16:35'22.188
9	34.361	31.912	22.167	19.177	1'47.617	264,3	16:37'09.805
10	34.368	31.866	21.996	19.277	1'47.507	264,3	16:38'57.312

08/10/2022

P = Pits In/Out - C = Lap Time Cancelled

These data/results cannot be reproduced, stored and/or transmitted in whole or in part by any manner of electronic, mechanical, photocopying, recording, broadcasting or otherwise now known or herein after developed without the previous express consent by the copyright owner, except for reproduction in daily press and regular printed publications on sale to the public within 60 days of the event related to those data/results and always provided that copyright symbol appears together as follows below.

© DORNA WSBK ORGANIZATION Srl 2022



Portimao 4.592 m

Pirelli Portuguese Round, 7-9 October 2022
Chronological Analysis Race 1

Start at 16:20'52.185

4 / 4

11	34.300	32.188	22.165	19.301	1'47.954	264,3	16:40'45.266	3	33.527	31.218	21.903	18.513	1'45.161	280,7	16:26'17.353
12	34.549	32.195	22.378	19.364	1'48.486	263,0	16:42'33.752	4	33.575	31.525	21.776	18.566	1'45.442	274,3	16:28'02.795

Race Time 21'41.567

26° 52 P. HOBELSBERGER [1'46.579]							
Lap	Seg1	Seg2	Seg3	Seg4	Lap Time	km/h	Local Time
1		33.408	22.508	18.711	1'52.143	183,0	16:22'44.328
2	58.129	31.988	22.071	18.835	2'11.023	280,7	16:24'55.351
3	34.063	31.459	22.249	18.838	1'46.609	264,9	16:26'41.960
4	34.006	31.484	22.336	18.904	1'46.730	264,3	16:28'28.690
5	33.980	31.491	22.252	18.937	1'46.660	264,3	16:30'15.350
6	33.952	31.349	22.346	18.932	1'46.579	264,3	16:32'01.929
7	33.999	31.504	22.346	18.863	1'46.712	266,9	16:33'48.641
8	34.063	31.660	22.712	19.086	1'47.521	267,6	16:35'36.162
9	34.345	32.051	22.582	19.048	1'48.026	267,6	16:37'24.188
10	34.462	31.891	23.337	19.215	1'48.905	265,6	16:39'13.093
11	34.435	31.954	22.811	19.121	1'48.321	266,9	16:41'01.414
12	34.611	31.959	24.133	19.842	1'50.545	264,9	16:42'51.959

Race Time 21'59.774

RET 69 T. BOOTH-AMOS [1'45.137]							
Lap	Seg1	Seg2	Seg3	Seg4	Lap Time	km/h	Local Time
1		31.767	22.117	18.405	1'49.647	182,7	16:22'41.832
2	33.852	31.828	21.818	18.419	1'45.917	277,8	16:24'27.749
3	33.710	31.386	21.645	18.477	1'45.218	277,8	16:26'12.967
4	33.670	31.302	21.690	18.475	1'45.137	279,3	16:27'58.104
5	33.809	31.562	21.726	18.501	1'45.598	277,8	16:29'43.702
6	33.697	31.278	22.388	18.549	1'45.912	272,9	16:31'29.614
7	33.835	31.461	21.826	18.449	1'45.571	277,8	16:33'15.185
8	34.127	31.553	21.909	18.627	1'46.216	270,9	16:35'01.401
9	33.763	31.365	21.929	18.732	1'45.789	273,6	16:36'47.190
10	33.627	31.475	22.065	18.751	1'45.918	272,9	16:38'33.108
11	33.958	31.435	22.081	18.868	1'46.342	267,6	16:40'19.450

Race Time 19'27.265

RET 24 L. TACCINI [1'44.845]							
Lap	Seg1	Seg2	Seg3	Seg4	Lap Time	km/h	Local Time
1		33.486	21.923	18.411	1'50.871	177,6	16:22'43.056
2	33.661	31.363	21.669	18.502	1'45.195	276,4	16:24'28.251
3	33.489	31.397	21.607	18.352	1'44.845	274,3	16:26'13.096
4	33.726	31.240	21.796	18.284	1'45.046	280,0	16:27'58.142
5	33.964	31.557	21.707	18.403	1'45.631	275,0	16:29'43.773
6	33.932	31.234	21.945	18.669	1'45.780	275,0	16:31'29.553
7	33.634	31.528	21.797	18.654	1'45.613	275,0	16:33'15.166
8	34.049	31.472	21.876	18.716	1'46.113	270,9	16:35'01.279
9	33.583	31.499	21.879	18.802	1'45.763	270,9	16:36'47.042
10	33.766	31.985	22.000	18.574	1'46.325	268,9	16:38'33.367
11	34.058	31.522	21.886	18.619	1'46.085	266,9	16:40'19.452

Race Time 19'27.267

RET 71 T. EDWARDS [1'45.530]							
Lap	Seg1	Seg2	Seg3	Seg4	Lap Time	km/h	Local Time
1		32.686	21.872	18.565	1'50.842	184,9	16:22'43.027
2	36.732	31.588	22.105	18.652	1'49.077	275,7	16:24'32.104
3	34.204	31.630	22.184	18.639	1'46.657	272,9	16:26'18.761
4	34.263	31.854	21.962	18.696	1'46.775	275,7	16:28'05.536
5	33.739	31.385	21.742	18.664	1'45.530	271,6	16:29'51.066
6	34.013	31.562	21.912	18.603	1'46.090	272,3	16:31'37.156
7	33.925	31.524	21.874	18.689	1'46.012	271,6	16:33'23.168
8	33.863	31.723	21.866	18.720	1'46.172	270,2	16:35'09.340
9	33.556	31.466	22.085	18.636	1'45.743	274,3	16:36'55.083

Race Time 16'02.898

RET 99 A. HUERTAS [1'45.161]							
Lap	Seg1	Seg2	Seg3	Seg4	Lap Time	km/h	Local Time
1		32.997	21.915	18.372	1'51.011	180,9	16:22'43.196
2	33.593	35.197	21.769	18.437	1'48.996	275,7	16:24'32.192

08/10/2022 P = Pits In/Out - C = Lap Time Cancelled

These data/results cannot be reproduced, stored and/or transmitted in whole or in part by any manner of electronic, mechanical, photocopying, recording, broadcasting or otherwise now known or herein after developed without the previous express consent by the copyright owner, except for reproduction in daily press and regular printed publications on sale to the public within 60 days of the event related to those data/results and always provided that copyright symbol appears together as follows below.

© DORNA WSBK ORGANIZATION Srl 2022

