

Pirelli Portuguese Round, 7-9 October 2022
Chronological Analysis Race 2

Portimao 4.592 m

Start at 12:30'47.209

1 / 5

1° 77 D. AEGERTER [1'44.167]							
Lap	Seg1	Seg2	Seg3	Seg4	Lap Time	km/h	Local Time
1		31.337	22.043	18.496	1'46.836	162,9	12:32'34.045
2	34.651	31.089	22.004	18.408	1'46.152	270,2	12:34'20.197
3	34.234	31.221	22.030	18.328	1'45.813	280,7	12:36'06.010
4	34.014	31.003	21.803	18.499	1'45.319	277,8	12:37'51.329
5	33.565	30.848	22.085	18.281	1'44.779	281,5	12:39'36.108
6	33.717	31.127	21.769	18.294	1'44.907	277,1	12:41'21.015
7	33.309	30.874	21.803	18.551	1'44.537	276,4	12:43'05.552
8	33.903	30.997	21.702	18.432	1'45.034	280,0	12:44'50.586
9	33.638	30.969	21.720	18.474	1'44.801	277,8	12:46'35.387
10	33.543	31.030	21.808	18.504	1'44.885	276,4	12:48'20.272
11	33.675	31.028	21.832	18.566	1'45.101	275,0	12:50'05.373
12	33.766	31.010	21.716	18.583	1'45.075	275,7	12:51'50.448
13	33.692	30.878	21.591	18.431	1'44.592	277,8	12:53'35.040
14	33.675	30.946	21.750	18.529	1'44.900	276,4	12:55'19.940
15	33.414	30.657	21.562	18.534	1'44.167	278,6	12:57'04.107
16	33.738	30.969	21.698	18.554	1'44.959	270,2	12:58'49.066
17	33.731	30.956	21.565	18.319	1'44.571	277,1	13:00'33.637

Race Time 29'46.428

2° 3 R. DE ROSA [1'44.123]							
Lap	Seg1	Seg2	Seg3	Seg4	Lap Time	km/h	Local Time
1		31.280	22.244	18.284	1'47.511	175,6	12:32'34.720
2	34.197	31.025	22.268	18.303	1'45.793	277,1	12:34'20.513
3	34.533	31.067	22.035	18.190	1'45.825	271,6	12:36'06.338
4	34.114	31.013	21.777	18.433	1'45.337	278,6	12:37'51.675
5	33.611	30.880	21.988	18.360	1'44.839	277,1	12:39'36.514
6	33.871	31.099	21.738	18.348	1'45.056	280,0	12:41'21.570
7	33.621	31.034	21.695	18.273	1'44.623	282,9	12:43'06.193
8	33.831	30.933	21.781	18.367	1'44.912	285,2	12:44'51.105
9	33.791	30.929	21.765	18.237	1'44.722	277,1	12:46'35.827
10	33.901	31.115	21.771	18.266	1'45.053	276,4	12:48'20.880
11	33.850	30.915	21.834	18.390	1'44.989	280,7	12:50'05.869
12	34.024	31.178	21.743	18.304	1'45.249	280,7	12:51'51.118
13	33.634	31.575	21.652	18.333	1'45.194	285,2	12:53'36.312
14	33.615	30.981	21.666	18.351	1'44.613	285,2	12:55'20.925
15	33.331	30.800	21.588	18.404	1'44.123	277,8	12:57'05.048
16	33.317	30.901	21.632	18.453	1'44.303	277,1	12:58'49.351
17	33.592	31.089	21.710	18.396	1'44.787	270,2	13:00'34.138

Race Time 29'46.929

3° 61 C. ONCU [1'44.233]							
Lap	Seg1	Seg2	Seg3	Seg4	Lap Time	km/h	Local Time
1		31.272	22.206	18.350	1'48.089	178,8	12:32'35.298
2	34.008	31.103	21.894	18.459	1'45.464	280,7	12:34'20.762
3	34.835	31.262	21.832	18.401	1'46.330	279,3	12:36'07.092
4	33.803	30.983	21.578	18.418	1'44.782	280,7	12:37'51.874
5	33.773	30.976	21.841	18.442	1'45.032	280,0	12:39'36.906
6	34.126	30.939	21.732	18.552	1'45.349	282,2	12:41'22.255
7	33.563	31.152	21.610	18.564	1'44.889	277,1	12:43'07.144
8	33.426	30.986	21.593	18.511	1'44.516	277,8	12:44'51.660
9	33.669	31.067	21.735	18.503	1'44.974	280,7	12:46'36.634
10	33.820	30.979	21.671	18.468	1'44.938	279,3	12:48'21.572
11	34.126	31.182	21.461	18.499	1'45.268	281,5	12:50'06.840
12	33.484	31.084	21.700	18.383	1'44.651	277,8	12:51'51.491
13	33.495	30.807	21.569	18.362	1'44.233	278,6	12:53'35.724
14	33.430	30.875	21.554	18.432	1'44.291	280,7	12:55'20.015
15	33.754	30.874	21.441	18.534	1'44.603	276,4	12:57'04.618
16	33.438	30.984	21.580	18.715	1'44.717	274,3	12:58'49.335
17	33.711	31.275	21.541	18.400	1'44.927	268,9	13:00'34.262

Race Time 29'47.053

4° 64 F. CARICASULO [1'44.556]							
Lap	Seg1	Seg2	Seg3	Seg4	Lap Time	km/h	Local Time
1							
2							
3							

1		31.473	22.481	18.412	1'47.158	167,2	12:32'34.367
2	33.730	31.239	21.956	18.716	1'45.641	281,5	12:34'20.008
3	33.984	31.194	21.690	18.678	1'45.546	279,3	12:36'05.554
4	33.841	31.073	21.688	18.511	1'45.113	273,6	12:37'50.667
5	33.399	31.118	22.103	18.483	1'45.103	282,2	12:39'35.770
6	33.454	31.277	21.651	18.525	1'44.907	279,3	12:41'20.677
7	33.192	31.045	21.756	18.732	1'44.725	280,0	12:43'05.402
8	33.714	31.018	21.765	18.633	1'45.130	275,0	12:44'50.532
9	33.482	31.065	21.611	18.618	1'44.776	278,6	12:46'35.308
10	33.452	31.127	21.668	18.656	1'44.903	278,6	12:48'20.211
11	33.557	31.083	21.743	18.684	1'45.067	276,4	12:50'05.278
12	33.670	31.054	21.677	18.672	1'45.073	276,4	12:51'50.351
13	33.320	31.074	21.605	18.655	1'44.654	277,8	12:53'35.005
14	33.452	31.084	21.649	18.662	1'44.847	277,1	12:55'19.852
15	33.713	30.806	21.557	18.480	1'44.556	272,9	12:57'04.408
16	33.276	30.954	21.745	18.619	1'44.594	284,4	12:58'49.002
17	33.557	31.935	21.579	18.194	1'45.265	277,1	13:00'34.267

Race Time 29'47.058

5° 54 B. SOFUOGLU [1'44.659]							
Lap	Seg1	Seg2	Seg3	Seg4	Lap Time	km/h	Local Time
1		31.432	21.948	18.396	1'48.472	180,6	12:32'35.681
2	34.293	31.139	21.770	18.285	1'45.487	283,7	12:34'21.168
3	34.163	31.096	21.981	18.192	1'45.432	276,4	12:36'06.600
4	34.060	31.059	22.019	18.206	1'45.344	283,7	12:37'51.944
5	33.944	31.001	21.849	18.172	1'44.966	279,3	12:39'36.910
6	33.726	31.139	21.753	18.200	1'44.818	280,0	12:41'21.728
7	33.710	31.105	21.683	18.249	1'44.747	280,0	12:43'06.475
8	33.764	31.050	21.686	18.162	1'44.662	283,7	12:44'51.137
9	33.949	31.090	21.828	18.323	1'45.190	276,4	12:46'36.327
10	33.655	31.108	21.882	18.331	1'44.976	282,2	12:48'21.303
11	33.653	30.992	21.837	18.177	1'44.659	282,9	12:50'05.962
12	33.742	31.131	21.816	18.146	1'44.835	285,2	12:51'50.797
13	33.974	31.375	21.686	18.341	1'45.376	272,3	12:53'36.173
14	33.572	31.006	21.693	18.424	1'44.695	282,2	12:55'20.868
15	33.753	30.995	22.043	18.342	1'45.133	275,0	12:57'06.001
16	33.535	31.065	21.830	18.507	1'44.937	280,0	12:58'50.938
17	33.707	31.039	21.732	18.374	1'44.852	271,6	13:00'35.790

Race Time 29'48.581

6° 16 J. CLUZEL [1'44.485]							
Lap	Seg1	Seg2	Seg3	Seg4	Lap Time	km/h	Local Time
1		31.161	22.138	18.523	1'47.095	166,5	12:32'34.304
2	33.986	31.164	21.975	18.697	1'45.822	272,9	12:34'20.126
3	34.135	31.179	22.045	18.339	1'45.698	277,1	12:36'05.824
4	33.768	30.967	21.734	18.478	1'44.947	277,1	12:37'50.771
5	33.699	30.974	21.991	18.490	1'45.154	274,3	12:39'35.925
6	33.789	31.188	21.599	18.443	1'45.019	277,1	12:41'20.944
7	33.726	30.880	21.791	18.377	1'44.774	274,3	12:43'05.718
8	35.428	31.087	21.645	18.469	1'46.629	277,8	12:44'52.347
9	33.582	30.802	21.763	18.338	1'44.485	281,5	12:46'36.832
10	33.991	30.983	21.697	18.410	1'45.081	276,4	12:48'21.913
11	33.526	31.157	21.482	18.493	1'44.658	281,5	12:50'06.571
12	33.570	31.085	21.748	18.425	1'44.728	277,1	12:51'51.299
13	34.314	30.975	21.576	18.420	1'45.285	285,2	12:53'36.584
14	33.589	30.886	21.658	18.387	1'44.520	282,2	12:55'21.104
15	33.728	30.902	21.646	18.528	1'44.804	276,4	12:57'05.908
16	33.868	30.937	21.832	18.458	1'45.095	274,3	12:58'51.003
17	33.641	31.173	21.710	18.363	1'44.887	273,6	13:00'35.890

Race Time 29'48.681

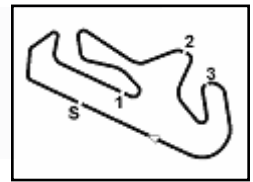
7° 7 L. BALDASSARRI [1'44.475]							
Lap	Seg1	Seg2	Seg3	Seg4	Lap Time	km/h	Local Time
1		31.328	22.252	18.195	1'47.844	169,8	12:32'35.053
2	34.267	31.231	21.901	18.300	1'45.699	280,7	12:34'20.752
3	34.122	31.092	21.993	18.290	1'45.497	286,7	12:36'06.249

09/10/2022

P = Pits In/Dut - C = Lap Time Cancelled

These data/results cannot be reproduced, stored and/or transmitted in whole or in part by any manner of electronic, mechanical, photocopying, recording, broadcasting or otherwise now known or herein after developed without the previous express consent by the copyright owner, except for reproduction in daily press and regular printed publications on sale to the public within 60 days of the event related to those data/results and always provided that copyright symbol appears together as follows below.

© DORNA WSBK ORGANIZATION Srl 2022



Pirelli Portuguese Round, 7-9 October 2022
Chronological Analysis Race 2

Portimao 4.592 m

Start at 12:30'47.209

2 / 5

4	34.067	30.992	21.742	18.526	1'45.327	283,7	12:37'51.576	7	33.424	30.873	21.799	18.689	1'44.785	280,0	12:43'14.711
5	33.545	30.872	21.970	18.234	1'44.621	280,0	12:39'36.197	8	33.606	31.020	21.771	18.515	1'44.912	277,1	12:44'59.623
6	33.945	31.009	21.747	18.199	1'44.900	270,9	12:41'21.097	9	33.553	31.115	21.923	18.519	1'45.110	280,7	12:46'44.733
7	33.771	31.040	21.687	18.265	1'44.763	266,9	12:43'05.860	10	33.878	31.329	22.048	18.720	1'45.975	273,6	12:48'30.708
8	33.925	30.816	21.795	18.360	1'44.896	282,9	12:44'50.756	11	33.432	31.286	21.990	18.504	1'45.212	282,2	12:50'15.920
9	34.019	30.857	21.791	18.217	1'44.884	270,9	12:46'35.640	12	33.575	31.178	21.830	18.573	1'45.156	281,5	12:52'01.076
10	33.999	31.056	21.751	18.385	1'45.191	277,8	12:48'20.831	13	33.673	31.072	21.812	18.626	1'45.183	282,2	12:53'46.259
11	33.770	30.784	21.955	18.365	1'44.874	280,0	12:50'05.705	14	33.609	31.010	21.782	18.606	1'45.007	278,6	12:55'31.266
12	33.913	30.893	21.896	18.210	1'44.912	283,7	12:51'50.617	15	33.443	30.997	21.818	18.630	1'44.888	277,1	12:57'16.154
13	33.525	31.055	21.587	18.308	1'44.475	282,9	12:53'35.092	16	33.565	31.075	21.793	18.648	1'45.081	277,8	12:59'01.235
14	36.134	30.845	21.557	18.550	1'47.086	275,0	12:55'22.178	17	33.468	31.001	21.769	20.276	1'46.514	277,1	13:00'47.749
15	33.322	30.884	23.647	19.485	1'47.338	276,4	12:57'09.516								
16	33.704	31.133	21.755	18.609	1'45.201	272,9	12:58'54.717								
17	33.528	31.055	21.768	18.530	1'44.881	274,3	13:00'39.598								

Race Time 30'00.540

11° 94 A. VERDOIA [1'44.700]

Lap	Seg1	Seg2	Seg3	Seg4	Lap Time	km/h	Local Time
1		33.126	22.004	18.546	1'51.065	178,8	12:32'38.274
2	34.309	31.440	21.822	18.458	1'46.029	283,7	12:34'24.303
3	33.813	31.338	22.012	18.534	1'45.697	284,4	12:36'13.000
4	34.672	31.253	21.894	18.437	1'46.256	277,8	12:37'56.256
5	33.969	31.406	22.082	18.560	1'46.017	273,6	12:39'42.273
6	33.731	31.281	21.945	18.519	1'45.476	272,3	12:41'27.749
7	33.505	31.431	21.933	18.498	1'45.367	276,4	12:43'13.116
8	34.624	31.184	21.693	18.477	1'45.978	281,5	12:44'59.094
9	33.638	31.414	21.878	18.540	1'45.470	277,1	12:46'44.564
10	33.481	31.448	21.852	18.536	1'45.317	280,0	12:48'29.881
11	33.669	31.307	21.915	18.613	1'45.504	270,9	12:50'15.385
12	33.577	31.387	21.883	18.577	1'45.424	271,6	12:52'00.809
13	33.818	31.603	21.813	18.550	1'45.784	272,3	12:53'46.593
14	33.561	31.094	21.802	18.509	1'44.966	275,0	12:55'31.559
15	33.439	31.049	21.689	18.523	1'44.700	277,1	12:57'16.259
16	33.855	31.244	22.005	18.471	1'45.575	272,3	12:59'01.834
17	33.480	30.972	21.672	19.837	1'45.961	277,1	13:00'47.795

Race Time 30'00.586

12° 9 S. JESPERSEN [1'45.087]

Lap	Seg1	Seg2	Seg3	Seg4	Lap Time	km/h	Local Time
1		31.957	22.197	18.214	1'49.991	185,9	12:32'37.200
2	34.473	31.075	22.219	18.417	1'46.184	276,4	12:34'23.384
3	33.835	31.191	21.758	18.518	1'45.302	271,6	12:36'08.686
4	34.175	31.246	21.673	18.652	1'45.746	277,1	12:37'54.432
5	34.118	31.435	21.897	18.856	1'46.306	272,3	12:39'40.738
6	33.795	31.009	21.868	18.589	1'45.261	275,0	12:41'25.999
7	33.632	31.044	21.817	18.594	1'45.087	276,4	12:43'11.086
8	33.770	31.131	21.808	18.479	1'45.188	272,3	12:44'56.274
9	33.714	31.160	21.800	18.493	1'45.167	277,1	12:46'41.441
10	33.703	31.226	21.842	18.552	1'45.323	276,4	12:48'26.764
11	33.609	31.161	21.911	18.534	1'45.215	275,7	12:50'11.979
12	33.620	31.302	21.842	18.667	1'45.431	278,6	12:51'57.410
13	34.519	31.391	21.882	18.713	1'46.505	276,4	12:53'43.915
14	33.853	31.474	21.875	18.892	1'46.094	273,6	12:55'30.009
15	33.703	31.583	22.050	18.736	1'46.072	272,3	12:57'16.081
16	33.824	31.270	22.014	18.585	1'45.693	268,2	12:59'01.774
17	33.731	31.079	21.890	20.530	1'47.230	277,1	13:00'49.004

Race Time 30'01.795

13° 25 M. BRENNER [1'45.372]

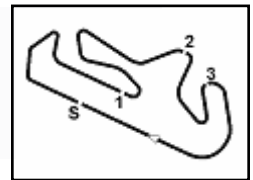
Lap	Seg1	Seg2	Seg3	Seg4	Lap Time	km/h	Local Time
1		31.687	22.981	18.449	1'49.725	170,4	12:32'36.934
2	34.138	31.449	22.635	18.356	1'46.578	276,4	12:34'23.512
3	34.047	31.256	21.807	18.467	1'45.577	277,8	12:36'09.089
4	33.989	31.298	21.746	18.407	1'45.440	276,4	12:37'54.529
5	33.882	31.427	21.896	18.892	1'46.097	278,6	12:39'40.626
6	34.191	31.530	21.949	18.635	1'46.305	268,2	12:41'26.931
7	33.714	31.902	21.941	18.537	1'46.094	271,6	12:43'13.025
8	33.744	31.343	21.834	18.547	1'45.468	277,8	12:44'58.493
9	33.774	31.323	21.910	18.638	1'45.645	273,6	12:46'44.138

09/10/2022

P = Pits In/Out - C = Lap Time Cancelled

These data/results cannot be reproduced, stored and/or transmitted in whole or in part by any manner of electronic, mechanical, photocopying, recording, broadcasting or otherwise now known or herein after developed without the previous express consent by the copyright owner, except for reproduction in daily press and regular printed publications on sale to the public within 60 days of the event related to those data/results and always provided that copyright symbol appears together as follows below.

© DORNA WSBK ORGANIZATION Srl 2022



Pirelli Portuguese Round, 7-9 October 2022
Chronological Analysis Race 2

Portimao 4.592 m

Start at 12:30'47.209

3 / 5

10	33.759	31.409	21.883	18.652	1'45.703	271,6	12:48'29.841	13	34.171	31.794	22.227	18.935	1'47.127	272,3	12:53'55.172
11	34.037	31.419	21.884	18.555	1'45.895	268,9	12:50'15.736	14	34.073	31.552	22.181	18.653	1'46.459	272,3	12:55'41.631
12	33.807	31.520	21.841	18.594	1'45.762	275,7	12:52'01.498	15	34.399	31.487	22.149	18.427	1'46.462	276,4	12:57'28.093
13	33.704	31.344	21.824	18.500	1'45.372	276,4	12:53'46.870	16	33.945	31.491	22.082	18.490	1'46.008	276,4	12:59'14.101
14	33.832	31.257	21.782	18.660	1'45.531	280,0	12:55'32.401	17	33.867	31.727	22.136	18.983	1'46.713	277,1	13:01'00.814
15	33.759	31.248	21.782	18.589	1'45.378	275,0	12:57'17.779								
16	33.774	31.246	21.760	18.673	1'45.453	272,3	12:59'03.232								
17	33.684	31.204	21.738	20.256	1'46.882	273,6	13:00'50.114								
Race Time 30'02.905								17° 22 F. FULIGNI [1'45.622]							

14° 73 M. KOFLER [1'45.122]							
Lap	Seg1	Seg2	Seg3	Seg4	Lap Time	km/h	Local Time
1		31.974	22.502	18.496	1'50.769	192,1	12:32'37.978
2	33.869	31.121	22.373	18.413	1'45.776	280,0	12:34'23.754
3	34.015	31.391	22.190	18.441	1'46.037	279,3	12:36'09.791
4	33.606	31.092	21.930	18.494	1'45.122	283,7	12:37'54.913
5	33.810	31.404	22.092	18.710	1'46.016	280,0	12:39'40.929
6	34.053	31.163	22.278	18.539	1'46.033	270,2	12:41'26.962
7	33.466	31.588	22.179	18.654	1'45.887	277,1	12:43'12.849
8	34.114	31.363	22.049	18.511	1'46.037	274,3	12:44'58.886
9	33.692	31.229	22.096	18.587	1'45.604	279,3	12:46'44.490
10	33.918	31.309	22.192	18.667	1'46.086	280,7	12:48'30.576
11	33.961	31.230	22.077	18.501	1'45.769	274,3	12:50'16.345
12	33.616	31.269	22.009	18.469	1'45.363	280,7	12:52'01.708
13	33.826	31.196	22.097	18.613	1'45.732	282,2	12:53'47.440
14	34.040	31.335	22.375	18.708	1'46.458	279,3	12:55'33.898
15	34.101	31.585	22.453	18.860	1'46.999	275,7	12:57'20.897
16	33.980	31.539	22.383	18.788	1'46.690	272,9	12:59'07.587
17	34.264	31.783	22.743	19.295	1'48.085	273,6	13:00'55.672
Race Time 30'08.463							

15° 50 D. VOSTATEK [1'45.370]							
Lap	Seg1	Seg2	Seg3	Seg4	Lap Time	km/h	Local Time
1		32.464	22.255	18.414	1'51.611	189,8	12:32'38.820
2	34.357	31.540	22.111	18.487	1'46.495	284,4	12:34'25.315
3	33.970	31.334	21.896	18.535	1'45.735	272,9	12:36'11.050
4	34.282	31.228	22.243	18.581	1'46.334	277,8	12:37'57.384
5	34.096	31.554	21.876	18.709	1'46.235	276,4	12:39'43.619
6	34.087	31.149	22.186	18.735	1'46.157	272,9	12:41'29.776
7	33.882	30.960	21.729	18.799	1'45.370	272,3	12:43'15.146
8	33.755	31.222	21.899	18.591	1'45.467	275,7	12:45'00.613
9	33.828	31.750	22.101	18.660	1'46.339	277,1	12:46'46.952
10	34.659	31.767	22.283	18.849	1'47.558	277,1	12:48'34.510
11	33.982	31.519	22.298	18.711	1'46.510	275,0	12:50'21.020
12	34.042	32.161	22.274	18.580	1'47.057	277,1	12:52'08.077
13	34.746	31.747	21.978	18.798	1'47.269	270,9	12:53'55.346
14	33.707	31.245	21.871	18.824	1'45.647	276,4	12:55'40.993
15	33.734	31.126	21.851	18.786	1'45.497	272,9	12:57'26.490
16	33.829	31.232	21.790	18.779	1'45.630	271,6	12:59'12.120
17	33.838	31.231	21.926	19.395	1'46.390	270,9	13:00'58.510
Race Time 30'11.301							

16° 32 D. BAYLISS [1'45.710]							
Lap	Seg1	Seg2	Seg3	Seg4	Lap Time	km/h	Local Time
1		31.651	22.228	18.527	1'49.531	184,9	12:32'36.740
2	34.088	31.530	22.205	18.707	1'46.530	279,3	12:34'23.270
3	34.370	31.450	22.111	18.479	1'46.410	276,4	12:36'09.680
4	35.389	31.363	22.213	18.495	1'47.460	280,0	12:37'57.140
5	34.140	31.675	22.291	18.689	1'46.795	279,3	12:39'43.935
6	33.863	31.653	22.302	18.396	1'46.214	280,7	12:41'30.149
7	33.854	31.423	21.968	18.565	1'45.810	277,8	12:43'15.959
8	33.707	31.547	22.002	18.536	1'45.792	276,4	12:45'01.751
9	33.785	31.439	22.087	18.399	1'45.710	278,6	12:46'47.461
10	33.992	31.781	22.292	18.582	1'46.647	279,3	12:48'34.108
11	33.954	31.779	22.288	18.699	1'46.720	274,3	12:50'20.828
12	34.061	32.165	22.258	18.733	1'47.217	275,0	12:52'08.045

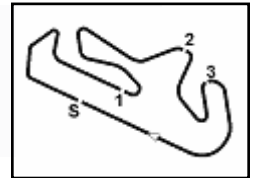
17° 22 F. FULIGNI [1'45.622]							
Lap	Seg1	Seg2	Seg3	Seg4	Lap Time	km/h	Local Time
1		32.749	22.355	18.593	1'52.290	192,8	12:32'39.499
2	35.183	32.069	22.042	18.846	1'48.140	277,8	12:34'27.639
3	34.237	31.398	21.921	18.673	1'46.229	276,4	12:36'13.868
4	34.063	31.414	22.204	18.684	1'46.365	278,6	12:38'00.233
5	34.047	31.255	21.922	18.626	1'45.850	275,7	12:39'46.083
6	33.937	31.397	22.040	18.548	1'45.922	275,0	12:41'32.005
7	34.390	31.345	21.951	18.630	1'46.316	270,2	12:43'18.321
8	34.150	31.354	22.058	18.585	1'46.147	277,8	12:45'04.468
9	34.046	31.428	22.038	18.626	1'46.138	275,0	12:46'50.606
10	34.173	31.673	22.058	18.695	1'46.599	275,7	12:48'37.205
11	34.026	31.377	22.034	18.557	1'45.994	273,6	12:50'23.199
12	33.991	31.802	21.985	18.604	1'46.382	279,3	12:52'09.581
13	34.028	31.618	22.261	18.543	1'46.450	278,6	12:53'56.031
14	34.009	31.414	22.188	18.470	1'46.081	280,7	12:55'42.112
15	33.767	31.372	21.934	18.549	1'45.622	281,5	12:57'27.734
16	34.060	31.909	22.052	18.568	1'46.589	275,0	12:59'14.323
17	34.693	31.424	22.000	19.186	1'47.303	279,3	13:01'01.626
Race Time 30'14.417							

18° 52 P. HOBELSBERGER [1'45.976]							
Lap	Seg1	Seg2	Seg3	Seg4	Lap Time	km/h	Local Time
1		32.676	22.649	18.514	1'51.919	180,6	12:32'39.128
2	34.565	31.369	22.151	18.593	1'46.678	264,9	12:34'25.806
3	34.336	31.393	22.434	18.523	1'46.686	272,3	12:36'12.492
4	34.442	31.416	22.109	18.466	1'46.433	272,9	12:37'58.925
5	34.107	31.401	22.009	18.609	1'46.126	276,4	12:39'45.051
6	34.187	31.759	22.168	18.561	1'46.675	275,0	12:41'31.726
7	34.157	31.379	22.085	18.760	1'46.381	274,3	12:43'18.107
8	33.996	31.326	22.044	18.610	1'45.976	274,3	12:45'04.083
9	34.102	31.552	22.033	18.476	1'46.163	264,9	12:46'50.246
10	34.033	31.703	22.074	18.585	1'46.395	275,0	12:48'36.641
11	33.847	31.387	22.230	18.626	1'46.090	272,9	12:50'22.731
12	33.859	31.554	22.323	18.665	1'46.401	275,7	12:52'09.132
13	34.044	31.881	22.236	18.665	1'46.826	276,4	12:53'55.958
14	34.466	31.412	22.443	18.603	1'46.924	274,3	12:55'42.882
15	34.153	31.537	22.248	18.634	1'46.572	277,1	12:57'29.454
16	33.955	31.480	22.241	18.661	1'46.337	276,4	12:59'15.791
17	33.947	31.607	22.337	19.033	1'46.924	275,0	13:01'02.715
Race Time 30'15.506							

19° 21 B. CURRIE [1'45.613]							
Lap	Seg1	Seg2	Seg3	Seg4	Lap Time	km/h	Local Time
1		32.705	22.380	18.524	1'52.050	187,2	12:32'39.259
2	34.825	31.482	21.841	18.501	1'46.649	277,8	12:34'25.908
3	33.945	31.299	21.849	18.520	1'45.613	277,8	12:36'11.521
4	35.110	31.350	21.889	18.533	1'46.882	279,3	12:37'58.403
5	34.130	31.337	22.172	18.638	1'46.277	275,7	12:39'44.680
6	34.105	31.636	21.919	18.460	1'46.120	276,4	12:41'30.800
7	34.138	31.477	21.897	18.641	1'46.153	278,6	12:43'16.953
8	34.389	31.713	21.879	18.749	1'46.730	275,7	12:45'03.683
9	34.300	31.579	21.930	18.654	1'46.463	277,8	12:46'50.146
10	34.136	31.981	22.028	18.585	1'46.730	278,6	12:48'36.876
11	33.957	31.556	21.961	18.650	1'46.124	278,6	12:50'23.000
12	33.993	31.570	22.049	18.639	1'46.251	279,3	12:52'09.251
13	34.312	32.136	22.019	18.631	1'47.098	283,7	12:53'56.349
14	34.303	31.621	22.389	18.606	1'46.919	280,0	12:55'43.268
15	34.200	31.543	22.094	18.570	1'46.407	278,6	12:57'29.675

09/10/2022

P =



Portimao 4.592 m

4 / 5

Pirelli Portuguese Round, 7-9 October 2022
Chronological Analysis Race 2

Start at 12:30'47.209

16	34.158	31.628	22.131	18.623	1'46.540	276,4	12:59'16.215
17	34.049	31.762	22.108	18.706	1'46.625	278,6	13:01'02.840

Race Time 30'15.631

20° 83 M. KAWAKAMI [1'45.807]

Lap	Seg1	Seg2	Seg3	Seg4	Lap Time	km/h	Local Time
1		32.634	22.142	18.585	1'51.359	185,2	12:32'38.568
2	34.349	31.649	22.116	18.609	1'46.723	280,0	12:34'25.291
3	33.822	31.390	22.260	18.734	1'46.206	280,0	12:36'11.497
4	34.104	31.504	22.308	18.776	1'46.692	272,9	12:37'58.189
5	33.998	31.505	22.082	18.743	1'46.328	274,3	12:39'44.517
6	33.930	32.345	22.042	18.800	1'47.117	274,3	12:41'31.633
7	33.914	31.390	21.904	18.691	1'45.899	273,6	12:43'17.534
8	33.767	31.554	21.914	18.843	1'46.078	274,3	12:45'03.611
9	33.943	31.631	21.879	18.773	1'46.226	270,9	12:46'49.837
10	33.816	31.430	21.948	18.729	1'45.923	273,6	12:48'35.760
11	33.727	31.459	21.943	18.695	1'45.824	272,9	12:50'21.584
12	33.846	32.111	22.199	18.597	1'46.753	275,0	12:52'08.337
13	34.089	31.814	22.171	18.842	1'46.916	276,4	12:53'55.253
14	34.234	31.569	22.065	18.651	1'46.519	270,2	12:55'41.772
15	33.775	31.521	21.934	18.674	1'45.904	280,7	12:57'27.676
16	33.762	31.474	21.878	18.693	1'45.807	270,9	12:59'13.483
17	33.863	31.742	26.036	19.630	1'51.271	272,9	13:01'04.754

Race Time 30'17.545

21° 47 J. GIMBERT [1'45.502]

Lap	Seg1	Seg2	Seg3	Seg4	Lap Time	km/h	Local Time
1		32.216	22.159	18.595	1'50.994	189,1	12:32'38.203
2	34.247	31.318	22.861	18.427	1'45.853	284,4	12:34'24.056
3	34.488	31.378	21.834	18.360	1'46.060	285,9	12:36'10.116
4	33.873	31.504	21.897	18.509	1'45.783	284,4	12:37'55.899
5	33.924	31.392	21.935	18.621	1'45.872	277,1	12:39'41.771
6	33.916	31.393	22.034	18.588	1'45.931	274,3	12:41'27.702
7	33.749	31.635	21.782	18.336	1'45.502	277,1	12:43'13.204
8	35.348	31.389	21.878	18.628	1'47.243	278,6	12:45'00.447
9	33.866	31.694	22.137	18.696	1'46.393	272,3	12:46'46.840
10	34.358	31.750	22.256	18.949	1'47.313	274,3	12:48'34.153
11	34.221	31.876	22.241	18.673	1'47.011	274,3	12:50'21.164
12	34.139	32.134	22.427	18.539	1'47.239	277,1	12:52'08.403
13	34.276	31.790	22.307	18.680	1'47.053	277,1	12:53'55.456
14	34.278	31.541	22.183	18.570	1'46.572	277,8	12:55'42.028
15	35.720	31.808	22.295	18.752	1'48.575	279,3	12:57'30.603
16	34.084	31.725	22.307	19.131	1'47.247	272,9	12:59'17.850
17	34.479	32.645	22.510	19.662	1'49.296	272,9	13:01'07.146

Race Time 30'19.937

22° 19 J. DIAZ CORBELLA [1'47.383]

Lap	Seg1	Seg2	Seg3	Seg4	Lap Time	km/h	Local Time
1		32.954	22.587	18.657	1'52.909	191,1	12:32'40.118
2	34.557	31.849	22.059	19.008	1'47.473	278,6	12:34'27.591
3	34.662	31.672	22.012	19.037	1'47.383	270,9	12:36'14.974
4	34.574	31.812	22.197	18.871	1'47.454	270,9	12:38'02.428
5	34.311	31.809	22.023	19.272	1'47.415	272,9	12:39'49.843
6	34.222	31.901	22.063	19.228	1'47.414	268,2	12:41'37.257
7	34.257	31.894	22.227	19.234	1'47.612	266,2	12:43'24.869
8	34.762	31.790	22.078	19.262	1'47.892	267,6	12:45'12.761
9	34.478	31.912	22.093	19.269	1'47.752	265,6	12:47'00.513
10	34.438	32.010	22.145	19.353	1'47.946	266,9	12:48'48.459
11	34.522	32.014	22.215	19.322	1'48.073	264,9	12:50'36.532
12	34.450	32.168	22.142	19.325	1'48.085	267,6	12:52'24.617
13	34.506	32.046	22.262	19.388	1'48.202	266,9	12:54'12.819
14	34.710	32.237	22.266	19.385	1'48.598	266,2	12:56'01.417
15	34.714	32.084	22.272	19.281	1'48.351	265,6	12:57'49.768
16	34.665	31.990	22.095	19.267	1'48.017	264,9	12:59'37.785
17	34.858	32.227	22.447	19.763	1'49.295	266,2	13:01'27.080

Race Time 30'39.871

RET 56 P. SEBESTYEN [1'44.926]

Lap	Seg1	Seg2	Seg3	Seg4	Lap Time	km/h	Local Time
1		31.893	22.206	18.491	1'49.919	182,7	12:32'37.128
2	34.122	31.294	22.226	18.557	1'46.199	282,9	12:34'23.327
3	33.561	31.037	21.731	18.597	1'44.926	280,0	12:36'08.253
4	33.777	31.011	21.711	18.481	1'44.980	277,1	12:37'53.233
5	33.676	30.970	21.853	20.135	1'46.634	278,6	12:39'39.867
6	34.375	30.981	21.712	18.689	1'45.757	261,7	12:41'25.624
7	33.727	30.859	21.770	18.645	1'45.001	271,6	12:43'10.625
8	33.750	31.029	21.672	18.594	1'45.045	272,3	12:44'55.670
9	33.737	30.979	21.712	18.608	1'45.036	274,3	12:46'40.706
10	33.944	31.041	21.759	18.719	1'45.463	275,0	12:48'26.169
11	33.670	31.135	21.774	18.692	1'45.271	272,3	12:50'11.440
12	33.673	31.234	21.782	18.667	1'45.356	274,3	12:51'56.796
13	33.936	31.074	21.689	18.716	1'45.415	272,3	12:53'42.211
14	34.150	31.026	21.698	18.659	1'45.533	275,0	12:55'27.744
15	33.885	31.064	21.689	18.629	1'45.267	272,3	12:57'13.011
16	33.910	31.037	21.887	18.667	1'45.501	272,9	12:58'58.512

Race Time 28'11.303

RET 66 N. TUULI [1'44.743]

Lap	Seg1	Seg2	Seg3	Seg4	Lap Time	km/h	Local Time
1		31.348	22.095	18.328	1'47.713	166,7	12:32'34.922
2	34.322	31.027	21.785	18.342	1'45.476	277,1	12:34'20.398
3	34.256	31.183	21.987	18.269	1'45.695	280,7	12:36'06.093
4	33.844	30.960	21.841	18.342	1'44.987	279,3	12:37'51.080
5	33.644	30.922	22.016	18.294	1'44.876	277,1	12:39'35.956
6	33.688	31.015	21.716	18.350	1'44.769	276,4	12:41'20.725
7	33.334	31.024	21.799	18.586	1'44.743	278,6	12:43'05.468
8	33.877	31.004	21.924	18.428	1'45.233	273,6	12:44'50.701
9	33.731	30.939	21.712	18.382	1'44.764	277,8	12:46'35.465
10	34.084	31.013	21.708	18.269	1'45.074	279,3	12:48'20.539
11	33.911	30.819	21.937	18.285	1'44.952	280,0	12:50'05.491
12	33.834	30.975	21.781	18.390	1'44.980	277,1	12:51'50.471
13	33.875	31.060	21.583	18.254	1'44.772	280,7	12:53'35.243

Race Time 22'48.034

RET 62 S. MANZI [1'44.675]

Lap	Seg1	Seg2	Seg3	Seg4	Lap Time	km/h	Local Time
1		31.243	22.245	18.390	1'47.363	168,8	12:32'34.572
2	33.978	31.121	21.985	18.526	1'45.610	279,3	12:34'20.182
3	33.912	31.262	21.732	18.551	1'45.457	281,5	12:36'05.639
4	33.513	30.957	21.779	18.610	1'44.859	276,4	12:37'50.498
5	33.809	31.020	21.773	18.540	1'45.142	271,6	12:39'35.640
6	33.589	30.989	21.737	18.621	1'44.936	270,9	12:41'20.576
7	33.753	31.045	21.859	18.401	1'45.058	270,2	12:43'05.634
8	34.144	31.046	21.792	18.284	1'45.266	277,8	12:44'50.900
9	33.700	30.879	21.837	18.259	1'44.675	277,1	12:46'35.575
10	33.765	31.034	21.729	18.358	1'44.886	280,0	12:48'20.461
11	33.746	30.932	21.852	18.450	1'44.980	277,8	12:50'05.441
12	34.033	30.977	21.811	18.262	1'45.083	280,0	12:51'50.524
13	34.032	30.989	21.684	18.259	1'44.964	276,4	12:53'35.488

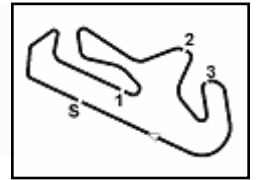
Race Time 22'48.279

RET 6 J. BUIS [1'46.878]

Lap	Seg1	Seg2	Seg3	Seg4	Lap Time	km/h	Local Time
1		32.779	22.380	18.565	1'52.439	189,1	12:32'39.648
2	34.583	31.620	22.166	18.699	1'47.068	282,9	12:34'26.716
3	36.040	31.735	21.942	18.549	1'48.266	281,5	12:36'14.982
4	34.322	31.812	22.140	18.604	1'46.878	271,6	12:38'01.860
5	34.342	35.102	22.210	18.750	1'50.404	272,3	12:39'52.264
6	34.742	32.118	22.115	18.755	1'47.759	269,6	12:41'40.023
7	34.808	32.257	22.396	18.869	1'48.330	268,2	12:43'28.353
8	35.230	32.151	22.287	18.853	1'48.521	268,9	12:45'16.874
9	34.915	32.357	22.334	19.015	1'48.621	267,6	12:47'05.495
10	35.201	32.868	22.655	38.854	2'09.578P	266,9	12:49'15.073

09/10/2022 P = Pits In/Out - C = Lap Time Cancelled

These data/results cannot be reproduced, stored and/or transmitted in whole or in part by any manner of electronic, mechanical, photocopying, recording, broadcasting or otherwise now known or herein after developed without the previous express consent by the copyright owner, except for reproduction in daily press and regular printed publications on sale to the public within



Pirelli Portuguese Round, 7-9 October 2022
Chronological Analysis Race 2

Start at 12:30'47.209

Race Time 18'27.864

RET 28 G. VAN STRAALEN [1'44.753]							
Lap	Seg.1	Seg.2	Seg.3	Seg.4	Lap Time	km/h	Local Time
1		31.210	22.241	18.339	1'47.389	165,4	12:32'34.598
2	34.274	31.216	21.733	18.445	1'45.668	272,3	12:34'20.266
3	34.065	31.201	21.823	18.406	1'45.495	275,0	12:36'05.761
4	34.008	30.925	22.158	18.664	1'45.755	269,6	12:37'51.516
5	33.914	30.925	21.720	18.413	1'44.972	270,9	12:39'36.488
6	33.838	30.938	21.719	18.326	1'44.821	275,7	12:41'21.309
7	33.711	30.968	21.732	18.342	1'44.753	274,3	12:43'06.062

Race Time 12'18.853

RET 69 T. BOOTH-AMOS [1'45.071]							
Lap	Seg.1	Seg.2	Seg.3	Seg.4	Lap Time	km/h	Local Time
1		32.220	22.213	18.297	1'49.961	183,7	12:32'37.170
2	34.978	31.386	23.789	19.478	1'49.631	279,3	12:34'26.801
3	33.749	31.441	22.145	18.457	1'45.792	275,0	12:36'12.593
4	33.751	31.113	21.840	18.367	1'45.071	278,6	12:37'57.664
5	35.619	31.377	21.975	18.464	1'47.435	279,3	12:39'45.099
6	33.780	31.357	21.817	18.367	1'45.321	280,0	12:41'30.420
7	33.811	31.379	21.910	18.595	1'45.695	275,7	12:43'16.115

Race Time 12'28.906

RET 71 T. EDWARDS [1'45.611]							
Lap	Seg.1	Seg.2	Seg.3	Seg.4	Lap Time	km/h	Local Time
1		32.592	22.219	18.408	1'51.433	180,3	12:32'38.642
2	34.257	31.488	21.902	18.447	1'46.094	284,4	12:34'24.736
3	34.067	31.363	21.962	18.334	1'45.726	280,7	12:36'10.462
4	33.977	31.278	21.902	18.454	1'45.611	280,7	12:37'56.073
5	33.957	31.478	22.040	18.670	1'46.145	282,2	12:39'42.218
6	34.623	31.661	28.388	37.772	2'12.444P	270,2	12:41'54.662

Race Time 11'07.453

RET 55 Y. MONTELLA [1'45.189]							
Lap	Seg.1	Seg.2	Seg.3	Seg.4	Lap Time	km/h	Local Time
1		31.573	21.689	18.410	1'48.460	173,9	12:32'35.669
2	34.267	31.491	21.695	18.284	1'45.737	275,0	12:34'21.406
3	34.174	31.540	21.714	18.366	1'45.794	275,0	12:36'07.200
4	33.965	31.134	21.745	18.345	1'45.189	271,6	12:37'52.389

Race Time 7'05.180

09/10/2022 P = Pits In/Out - C = Lap Time Cancelled

These data/results cannot be reproduced, stored and/or transmitted in whole or in part by any manner of electronic, mechanical, photocopying, recording, broadcasting or otherwise now known or herein after developed without the previous express consent by the copyright owner, except for reproduction in daily press and regular printed publications on sale to the public within 60 days of the event related to those data/results and always provided that copyright symbol appears together as follows below.

© DORNA WSBK ORGANIZATION Srl 2022