

Pirelli Portuguese Round, 7-9 October 2022
Results Free Practice 2nd Session

No.	Rider	Nat	Team	Bike	Class	Time	Gap	Rel.	Laps	Speed	
										Avg	Max
1	66 N. TUULI	FIN	MV Agusta Reparto Corse	MV Agusta F3 800 RR		1'44.260			20	158,557	267,6
2	62 S. MANZI	ITA	Dynavolt Triumph	Triumph Street Triple RS		1'44.330	0.070	0.070	18	158,451	270,2
3	77 D. AEGERTER	SUI	Ten Kate Racing Yamaha	Yamaha YZF R6		1'44.364	0.104	0.034	19	158,399	270,2
4	3 R. DE ROSA	ITA	Orelac Racing Verdatura WorldSSP	Ducati Panigale V2		1'44.471	0.211	0.107	19	158,237	267,6
5	7 L. BALDASSARRI	ITA	Evan Bros.WorldSSP Yamaha Team	Yamaha YZF R6		1'44.510	0.250	0.039	17	158,178	269,6
6	64 F. CARICASULO	ITA	Althea Racing	Ducati Panigale V2		1'44.521	0.261	0.011	18	158,162	270,9
7	16 J. CLUZEL	FRA	GMT94 Yamaha	Yamaha YZF R6		1'44.524	0.264	0.003	18	158,157	272,3
8	61 C. ONCU	TUR	Kawasaki Puccetti Racing	Kawasaki ZX-6R		1'44.676	0.416	0.152	16	157,927	272,3
9	11 N. BULEGA	ITA	Aruba.it Racing WorldSSP Team	Ducati Panigale V2		1'44.947	0.687	0.271	8	157,520	277,1
10	28 G. VAN STRAALEN	NED	EAB Racing Team	Yamaha YZF R6		1'44.971	0.711	0.024	19	157,483	261,7
11	55 Y. MONTELLA	ITA	Kawasaki Puccetti Racing	Kawasaki ZX-6R		1'45.239	0.979	0.268	18	157,082	270,9
12	99 A. HUERTAS	ESP	MTM Kawasaki	Kawasaki ZX-6R		1'45.373	1.113	0.134	16	156,883	270,2
13	25 M. BRENNER	SUI	VFT Racing	Yamaha YZF R6	*	1'45.398	1.138	0.025	16	156,845	266,2
14	50 O. VOSTATEK	CZE	MS Racing Yamaha WorldSSP	Yamaha YZF R6		1'45.615	1.355	0.217	18	156,523	268,9
15	52 P. HOBELSBERGER	GER	Kallio Racing	Yamaha YZF R6		1'45.623	1.363	0.008	14	156,511	267,6
16	23 I. VINALES	ESP	D34G Racing	Ducati Panigale V2	*	1'45.624	1.364	0.001	15	156,510	272,9
17	38 H. SOOMER	EST	Dynavolt Triumph	Triumph Street Triple RS		1'45.796	1.536	0.172	18	156,255	266,9
18	32 O. BAYLISS	AUS	BARNI Spark Racing Team	Ducati Panigale V2		1'45.799	1.539	0.003	15	156,251	268,9
19	54 B. SOFUOGLU	TUR	MV Agusta Reparto Corse	MV Agusta F3 800 RR	*	1'45.822	1.562	0.023	16	156,217	272,3
20	69 T. BOOTH-AMOS	GBR	Prodina Racing WorldSSP	Kawasaki ZX-6R	*	1'46.067	1.807	0.245	14	155,856	264,9
21	94 A. VERDOIA	FRA	GMT94 Yamaha	Yamaha YZF R6		1'46.127	1.867	0.060	14	155,768	264,9
22	56 P. SEBESTYEN	HUN	Evan Bros.WorldSSP Yamaha Team	Yamaha YZF R6		1'46.182	1.922	0.055	16	155,687	267,6
23	22 F. FULIGNI	ITA	D34G Racing	Ducati Panigale V2	*	1'46.204	1.944	0.022	16	155,655	267,6
24	21 B. CURRIE	AUS	Motozoo Racing by Puccetti	Kawasaki ZX-6R		1'46.230	1.970	0.026	16	155,617	266,2
25	6 J. BUIJS	NED	Motozoo Racing by Puccetti	Kawasaki ZX-6R	*	1'46.271	2.011	0.041	18	155,557	269,6
26	71 T. EDWARDS	AUS	Yart - Yamaha WorldSSP	Yamaha YZF R6		1'46.301	2.041	0.030	18	155,513	269,6
27	9 S. JESPERSEN	DEN	Kallio Racing	Yamaha YZF R6	*	1'46.367	2.107	0.066	15	155,417	261,7
28	24 L. TACCINI	ITA	Ten Kate Racing Yamaha	Yamaha YZF R6		1'46.387	2.127	0.020	18	155,387	270,2
29	73 M. KOFLER	AUT	CM Racing	Ducati Panigale V2		1'46.469	2.209	0.082	14	155,268	268,9
30	83 M. KAWAKAMI	BRA	MS Racing Yamaha WorldSSP	Yamaha YZF R6		1'46.716	2.456	0.247	20	154,908	270,9
31	47 J. GIMBERT	FRA	VFT Racing	Yamaha YZF R6		1'46.946	2.686	0.230	16	154,575	269,6
32	19 J. DIAZ CORBELLA	ESP	I+Dent Racing Team	Yamaha YZF R6		1'47.152	2.892	0.206	18	154,278	268,2

Qualifying Lap Time (105% of 1'44.260): 1'49.473

* WorldSSP Challenge

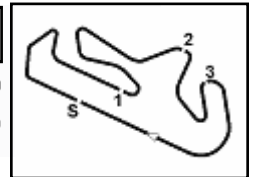
AIR	Humidity:	48%	Temp:	26°C
TRACK	Condition:	Dry	Temp:	41°C

Records	Pole	(SP)	2021 J.Cluzel	1'43.908	159,090	Km/h
	Race	(RC1)	2021 J.Cluzel	1'44.783	157,770	Km/h
	All Times	(SP)	2021 J.Cluzel	1'43.908	159,090	Km/h

Start 07/10/2022 16:00 End 16:46 The results are provisional until the end of the time limit for protests and appeals and the completion of the technical checks.

These data/results cannot be reproduced, stored and/or transmitted in whole or in part by any manner of electronic, mechanical, photocopying, recording, broadcasting or otherwise now known or herein after developed without the previous express consent by the copyright owner, except for reproduction in daily press and regular printed publications on sale to the public within 60 days of the event related to those data/results and always provided that copyright symbol appears together as follows below.

© DORNA WSBK ORGANIZATION Srl 2022



Pirelli Portuguese Round, 7-9 October 2022
Results Free Practice 2nd Session

Session Highlights

Local Time	No. Rider	Description
16.00.00		Start
16.00.35		WorldSSP Pit Intervention Time: 1min 50secs
16.10.18	52 P. HOBELSBERGER	On the Gravel - Re-Joined - Turn 10
16.11.36	6 J. BUIS	Lap Cancelled [1'48.824] - Exceeded Track Limits - Turn 1
16.24.20	62 S. MANZI	Lap Cancelled [2'11.588] - Exceeded Track Limits - Turn 2
16.25.05	11 N. BULEGA	Technical Problem - Turn 10
16.32.43	66 N. TUULI	Lap Cancelled [1'44.181] - Exceeded Track Limits - Turn 15
16.37.21	50 O. VOSTATEK	Lap Cancelled [2'07.541] - Exceeded Track Limits - Turn 4
16.46.50		End Of Session

Fastest Laps Sequence

No.	Rider	Nat	Team	Bike	Local Time	Time	Gap	Avg
28	G. VAN STRAALEN	NED	EAB Racing Team	Yamaha YZF R6	16:03'52.284	1'47.140		154,295
62	S. MANZI	ITA	Dynavolt Triumph	Triumph Street Triple RS	16:04'14.740	1'46.082	-1.058	155,834
23	I. VINALES	ESP	D34G Racing	Ducati Panigale V2	16:04'20.547	1'45.789	-0.293	156,266
64	F. CARICASULO	ITA	Althea Racing	Ducati Panigale V2	16:06'51.138	1'45.487	-0.302	156,713
77	D. AEGERTER	SUI	Ten Kate Racing Yamaha	Yamaha YZF R6	16:06'54.421	1'45.305	-0.182	156,984
11	N. BULEGA	ITA	Aruba.it Racing WorldSSP Team	Ducati Panigale V2	16:06'55.798	1'45.071	-0.234	157,334
64	F. CARICASULO	ITA	Althea Racing	Ducati Panigale V2	16:08'36.207	1'45.069	-0.002	157,337
66	N. TUULI	FIN	MV Agusta Reparto Corse	MV Agusta F3 800 RR	16:08'38.652	1'45.046	-0.023	157,371
11	N. BULEGA	ITA	Aruba.it Racing WorldSSP Team	Ducati Panigale V2	16:08'40.797	1'44.999	-0.047	157,441
66	N. TUULI	FIN	MV Agusta Reparto Corse	MV Agusta F3 800 RR	16:10'23.307	1'44.655	-0.344	157,959
77	D. AEGERTER	SUI	Ten Kate Racing Yamaha	Yamaha YZF R6	16:10'24.132	1'44.428	-0.227	158,302
66	N. TUULI	FIN	MV Agusta Reparto Corse	MV Agusta F3 800 RR	16:27'58.501	1'44.411	-0.017	158,328
66	N. TUULI	FIN	MV Agusta Reparto Corse	MV Agusta F3 800 RR	16:33'11.626	1'44.260	-0.151	158,557

Start 16:00 End 16:46 The results are provisional until the end of the time limit for protests and appeals and the completion of the technical checks.

These data/results cannot be reproduced, stored and/or transmitted in whole or in part by any manner of electronic, mechanical, photocopying, recording, broadcasting or otherwise now known or herein after developed without the previous express consent by the copyright owner, except for reproduction in daily press and regular printed publications on sale to the public within 60 days of the event related to those data/results and always provided that copyright symbol appears together as follows below.

© DORNA WSBK ORGANIZATION Srl 2022

Pirelli Portuguese Round, 7-9 October 2022
Free Practices Combined Results after FP2

Portimao 4.592 m

No.	Rider	Nat	Team	Bike	Class	FP1	FP2	Time	Gap	Rel.	Avg	LL
1	66 N. TUULI	FIN	MV Agusta Reparto Corse	MV Agusta F3 800 RR		1'44.360	1'44.260	1'44.260			158,557	36
2	62 S. MANZI	ITA	Dynavolt Triumph	Triumph Street Triple RS		1'44.593	1'44.330	1'44.330	0.070	0.070	158,451	33
3	77 D. AEGERTER	SUI	Ten Kate Racing Yamaha	Yamaha YZF R6		1'44.709	1'44.364	1'44.364	0.104	0.034	158,399	38
4	3 R. DE ROSA	ITA	Orelac Racing Verdatura WorldSSP	Ducati Panigale V2		1'44.848	1'44.471	1'44.471	0.211	0.107	158,237	36
5	7 L. BALDASSARRI	ITA	Evan Bros.WorldSSP Yamaha Team	Yamaha YZF R6		1'44.668	1'44.510	1'44.510	0.250	0.039	158,178	36
6	64 F. CARICASULO	ITA	Althea Racing	Ducati Panigale V2		1'44.606	1'44.521	1'44.521	0.261	0.011	158,162	36
7	16 J. CLUZEL	FRA	GMT94 Yamaha	Yamaha YZF R6		1'44.880	1'44.524	1'44.524	0.264	0.003	158,157	35
8	61 C. ONCU	TUR	Kawasaki Puccetti Racing	Kawasaki ZX-6R		1'44.974	1'44.676	1'44.676	0.416	0.152	157,927	34
9	11 N. BULEGA	ITA	Aruba.it Racing WorldSSP Team	Ducati Panigale V2		1'44.832	1'44.947	1'44.832	0.572	0.156	157,692	28
10	28 G. VAN STRAALLEN	NED	EAB Racing Team	Yamaha YZF R6		1'45.520	1'44.971	1'44.971	0.711	0.139	157,483	37
11	38 H. SOOMER	EST	Dynavolt Triumph	Triumph Street Triple RS		1'45.132	1'45.796	1'45.132	0.872	0.161	157,242	37
12	23 I. VINALES	ESP	D34G Racing	Ducati Panigale V2	*	1'45.210	1'45.624	1'45.210	0.950	0.078	157,126	29
13	55 Y. MONTELLA	ITA	Kawasaki Puccetti Racing	Kawasaki ZX-6R		1'45.887	1'45.239	1'45.239	0.979	0.029	157,082	28
14	99 A. HUERTAS	ESP	MTM Kawasaki	Kawasaki ZX-6R		1'45.880	1'45.373	1'45.373	1.113	0.134	156,883	31
15	94 A. VERDOIA	FRA	GMT94 Yamaha	Yamaha YZF R6		1'45.387	1'46.127	1'45.387	1.127	0.014	156,862	29
16	25 M. BRENNER	SUI	VFT Racing	Yamaha YZF R6	*	1'46.138	1'45.398	1'45.398	1.138	0.011	156,845	32
17	24 L. TACCINI	ITA	Ten Kate Racing Yamaha	Yamaha YZF R6		1'45.435	1'46.387	1'45.435	1.175	0.037	156,790	36
18	52 P. HOBELSBERGER	GER	Kallio Racing	Yamaha YZF R6		1'45.532	1'45.623	1'45.532	1.272	0.097	156,646	27
19	54 B. SOFUOGLU	TUR	MV Agusta Reparto Corse	MV Agusta F3 800 RR	*	1'45.557	1'45.822	1'45.557	1.297	0.025	156,609	32
20	50 D. VOSTATEK	CZE	MS Racing Yamaha WorldSSP	Yamaha YZF R6		1'45.666	1'45.615	1'45.615	1.355	0.058	156,523	34
21	9 S. JESPERSEN	DEN	Kallio Racing	Yamaha YZF R6	*	1'45.640	1'46.367	1'45.640	1.380	0.025	156,486	32
22	32 D. BAYLISS	AUS	BARNI Spark Racing Team	Ducati Panigale V2		1'46.346	1'45.799	1'45.799	1.539	0.159	156,251	32
23	56 P. SEBESTYEN	HUN	Evan Bros.WorldSSP Yamaha Team	Yamaha YZF R6		1'46.001	1'46.182	1'46.001	1.741	0.202	155,953	31
24	69 T. BOOTH-AMOS	GBR	Prodina Racing WorldSSP	Kawasaki ZX-6R	*	1'46.254	1'46.067	1'46.067	1.807	0.066	155,856	30
25	22 F. FULIGNI	ITA	D34G Racing	Ducati Panigale V2	*	1'47.007	1'46.204	1'46.204	1.944	0.137	155,655	31
26	21 B. CURRIE	AUS	Motozoo Racing by Puccetti	Kawasaki ZX-6R		1'47.682	1'46.230	1'46.230	1.970	0.026	155,617	30
27	6 J. BUIS	NED	Motozoo Racing by Puccetti	Kawasaki ZX-6R	*	1'47.819	1'46.271	1'46.271	2.011	0.041	155,557	37
28	71 T. EDWARDS	AUS	Yart - Yamaha WorldSSP	Yamaha YZF R6		1'46.994	1'46.301	1'46.301	2.041	0.030	155,513	33
29	73 M. KOFLER	AUT	CM Racing	Ducati Panigale V2		1'47.151	1'46.469	1'46.469	2.209	0.168	155,268	32
30	83 M. KAWAKAMI	BRA	MS Racing Yamaha WorldSSP	Yamaha YZF R6		1'47.341	1'46.716	1'46.716	2.456	0.247	154,908	33
31	47 J. GIMBERT	FRA	VFT Racing	Yamaha YZF R6		1'47.800	1'46.946	1'46.946	2.686	0.230	154,575	26
32	19 J. DIAZ CORBELLA	ESP	I+Dent Racing Team	Yamaha YZF R6		1'47.945	1'47.152	1'47.152	2.892	0.206	154,278	34

* WorldSSP Challenge

07/10/2022

These data/results cannot be reproduced, stored and/or transmitted in whole or in part by any manner of electronic, mechanical, photocopying, recording, broadcasting or otherwise now known or herein after developed without the previous express consent by the copyright owner, except for reproduction in daily press and regular printed publications on sale to the public within 60 days of the event related to those data/results and always provided that copyright symbol appears together as follows below.

© DORNA WSBK ORGANIZATION Srl 2022

Pirelli Portuguese Round, 7-9 October 2022
Best Sectors & Speed Free Practice 2nd Session

BEST LAP

1	66	N. TUULI	MV Agusta F3 800 RR	1'44.260
2	62	S. MANZI	Triumph Street Triple RS	1'44.330
3	77	D. AEGERTER	Yamaha YZF R6	1'44.364
4	3	R. DE ROSA	Ducati Panigale V2	1'44.471
5	7	L. BALDASSARRI	Yamaha YZF R6	1'44.510
6	64	F. CARICASULO	Ducati Panigale V2	1'44.521
7	16	J. CLUZEL	Yamaha YZF R6	1'44.524
8	61	C. ONCU	Kawasaki ZX-6R	1'44.676
9	11	N. BULEGA	Ducati Panigale V2	1'44.947
10	28	G. VAN STRAALLEN	Yamaha YZF R6	1'44.971
11	55	Y. MONTELLA	Kawasaki ZX-6R	1'45.239
12	99	A. HUERTAS	Kawasaki ZX-6R	1'45.373
13	25	M. BRENNER	Yamaha YZF R6	1'45.398
14	50	D. VOSTATEK	Yamaha YZF R6	1'45.615
15	52	P. HOBELBERGER	Yamaha YZF R6	1'45.623
16	23	I. VINALES	Ducati Panigale V2	1'45.624
17	38	H. SOOMER	Triumph Street Triple RS	1'45.796
18	32	D. BAYLISS	Ducati Panigale V2	1'45.799
19	54	B. SOFUOGLU	MV Agusta F3 800 RR	1'45.822
20	69	T. BOOTH-AMOS	Kawasaki ZX-6R	1'46.067
21	94	A. VERDOIA	Yamaha YZF R6	1'46.127
22	56	P. SEBESTYEN	Yamaha YZF R6	1'46.182
23	22	F. FULIGNI	Ducati Panigale V2	1'46.204
24	21	B. CURRIE	Kawasaki ZX-6R	1'46.230
25	6	J. BUIS	Kawasaki ZX-6R	1'46.271
26	71	T. EDWARDS	Yamaha YZF R6	1'46.301
27	9	S. JESPERSEN	Yamaha YZF R6	1'46.367
28	24	L. TACCINI	Yamaha YZF R6	1'46.387
29	73	M. KOFLER	Ducati Panigale V2	1'46.469
30	83	M. KAWAKAMI	Yamaha YZF R6	1'46.716
31	47	J. GIMBERT	Yamaha YZF R6	1'46.946
32	19	J. DIAZ CORBELLA	Yamaha YZF R6	1'47.152

SPEED

1	11	N. BULEGA	Ducati Panigale V2	277,1
2	23	I. VINALES	Ducati Panigale V2	272,9
3	61	C. ONCU	Kawasaki ZX-6R	272,3
4	54	B. SOFUOGLU	MV Agusta F3 800 RR	272,3
5	16	J. CLUZEL	Yamaha YZF R6	272,3
6	64	F. CARICASULO	Ducati Panigale V2	270,9
7	55	Y. MONTELLA	Kawasaki ZX-6R	270,9
8	83	M. KAWAKAMI	Yamaha YZF R6	270,9
9	99	A. HUERTAS	Kawasaki ZX-6R	270,2
10	77	D. AEGERTER	Yamaha YZF R6	270,2
11	62	S. MANZI	Triumph Street Triple RS	270,2
12	24	L. TACCINI	Yamaha YZF R6	270,2
13	6	J. BUIS	Kawasaki ZX-6R	269,6
14	7	L. BALDASSARRI	Yamaha YZF R6	269,6
15	71	T. EDWARDS	Yamaha YZF R6	269,6
16	47	J. GIMBERT	Yamaha YZF R6	269,6
17	32	D. BAYLISS	Ducati Panigale V2	268,9
18	73	M. KOFLER	Ducati Panigale V2	268,9
19	50	D. VOSTATEK	Yamaha YZF R6	268,9
20	19	J. DIAZ CORBELLA	Yamaha YZF R6	268,2
21	52	P. HOBELBERGER	Yamaha YZF R6	267,6
22	66	N. TUULI	MV Agusta F3 800 RR	267,6
23	22	F. FULIGNI	Ducati Panigale V2	267,6
24	3	R. DE ROSA	Ducati Panigale V2	267,6
25	56	P. SEBESTYEN	Yamaha YZF R6	267,6
26	38	H. SOOMER	Triumph Street Triple RS	266,9
27	21	B. CURRIE	Kawasaki ZX-6R	266,2
28	25	M. BRENNER	Yamaha YZF R6	266,2
29	69	T. BOOTH-AMOS	Kawasaki ZX-6R	264,9
30	94	A. VERDOIA	Yamaha YZF R6	264,9
31	28	G. VAN STRAALLEN	Yamaha YZF R6	261,7
32	9	S. JESPERSEN	Yamaha YZF R6	261,7

SEG. 1

1	64	F. CARICASULO	33.088
2	66	N. TUULI	33.211
3	62	S. MANZI	33.261
4	77	D. AEGERTER	33.276
5	3	R. DE ROSA	33.355
6	11	N. BULEGA	33.387
7	99	A. HUERTAS	33.408
8	28	G. VAN STRAALLEN	33.466
9	61	C. ONCU	33.481
10	7	L. BALDASSARRI	33.483
11	16	J. CLUZEL	33.505
12	55	Y. MONTELLA	33.523
13	52	P. HOBELBERGER	33.577
14	24	L. TACCINI	33.629
15	9	S. JESPERSEN	33.637
16	23	I. VINALES	33.645
17	25	M. BRENNER	33.709
18	38	H. SOOMER	33.760
19	69	T. BOOTH-AMOS	33.790
20	50	D. VOSTATEK	33.822
21	94	A. VERDOIA	33.833
22	73	M. KOFLER	33.852
23	54	B. SOFUOGLU	33.855
24	32	D. BAYLISS	33.870
25	56	P. SEBESTYEN	33.880
26	71	T. EDWARDS	33.892
27	83	M. KAWAKAMI	33.895
28	22	F. FULIGNI	33.899
29	21	B. CURRIE	33.927
30	6	J. BUIS	34.006
31	47	J. GIMBERT	34.112
32	19	J. DIAZ CORBELLA	34.153

SEG. 2

1	7	L. BALDASSARRI	30.654
2	77	D. AEGERTER	30.684
3	66	N. TUULI	30.762
4	11	N. BULEGA	30.787
5	64	F. CARICASULO	30.792
6	3	R. DE ROSA	30.796
7	16	J. CLUZEL	30.811
8	28	G. VAN STRAALLEN	30.826
9	62	S. MANZI	30.874
10	61	C. ONCU	30.943
11	55	Y. MONTELLA	31.003
12	38	H. SOOMER	31.025
13	25	M. BRENNER	31.036
14	23	I. VINALES	31.128
15	50	D. VOSTATEK	31.161
16	99	A. HUERTAS	31.182
17	56	P. SEBESTYEN	31.197
18	52	P. HOBELBERGER	31.239
19	22	F. FULIGNI	31.245
20	9	S. JESPERSEN	31.285
21	54	B. SOFUOGLU	31.308
22	32	D. BAYLISS	31.309
23	69	T. BOOTH-AMOS	31.366
24	71	T. EDWARDS	31.373
25	73	M. KOFLER	31.428
26	21	B. CURRIE	31.456
27	94	A. VERDOIA	31.465
28	24	L. TACCINI	31.515
29	19	J. DIAZ CORBELLA	31.578
30	83	M. KAWAKAMI	31.625
31	47	J. GIMBERT	31.647
32	6	J. BUIS	31.677

SEG. 3

1	61	C. ONCU	21.409
2	16	J. CLUZEL	21.415
3	66	N. TUULI	21.429
4	64	F. CARICASULO	21.526
5	3	R. DE ROSA	21.538
6	62	S. MANZI	21.557
7	7	L. BALDASSARRI	21.614
8	77	D. AEGERTER	21.627
9	11	N. BULEGA	21.647
10	28	G. VAN STRAALLEN	21.664
11	38	H. SOOMER	21.709
12	23	I. VINALES	21.742
13	6	J. BUIS	21.743
14	25	M. BRENNER	21.748
15	55	Y. MONTELLA	21.749
16	50	D. VOSTATEK	21.767
17	99	A. HUERTAS	21.787
18	54	B. SOFUOGLU	21.792
19	21	B. CURRIE	21.835
20	24	L. TACCINI	21.851
21	94	A. VERDOIA	21.865
22	32	D. BAYLISS	21.877
23	69	T. BOOTH-AMOS	21.891
24	56	P. SEBESTYEN	21.909
25	71	T. EDWARDS	21.943
26	19	J. DIAZ CORBELLA	21.968
27	22	F. FULIGNI	21.999
28	83	M. KAWAKAMI	22.001
29	52	P. HOBELBERGER	22.018
30	9	S. JESPERSEN	22.104
31	47	J. GIMBERT	22.110
32	73	M. KOFLER	22.176

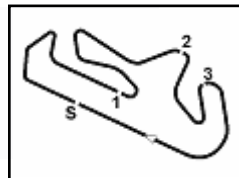
SEG. 4

1	66	N. TUULI	18.530
2	24	L. TACCINI	18.616
3	77	D. AEGERTER	18.626
4	3	R. DE ROSA	18.634
5	62	S. MANZI	18.638
6	6	J. BUIS	18.650
7	16	J. CLUZEL	18.662
8	25	M. BRENNER	18.662
9	54	B. SOFUOGLU	18.679
10	61	C. ONCU	18.682
11	11	N. BULEGA	18.683
12	50	D. VOSTATEK	18.696
13	52	P. HOBELBERGER	18.709
14	38	H. SOOMER	18.714
15	21	B. CURRIE	18.724
16	32	D. BAYLISS	18.733
17	99	A. HUERTAS	18.734
18	55	Y. MONTELLA	18.742
19	7	L. BALDASSARRI	18.759
20	23	I. VINALES	18.762
21	69	T. BOOTH-AMOS	18.764
22	64	F. CARICASULO	18.813
23	71	T. EDWARDS	18.835
24	22	F. FULIGNI	18.840
25	47	J. GIMBERT	18.853
26	28	G. VAN STRAALLEN	18.863
27	73	M. KOFLER	18.879
28	9	S. JESPERSEN	18.907
29	94	A. VERDOIA	18.911
30	83	M. KAWAKAMI	18.940
31	56	P. SEBESTYEN	18.977
32	19	J. DIAZ CORBELLA	19.059

07/10/2022

These data/results cannot be reproduced, stored and/or transmitted in whole or in part by any manner of electronic, mechanical, photocopying, recording, broadcasting or otherwise now known or herein after developed without the previous express consent by the copyright owner, except for reproduction in daily press and regular printed publications on sale to the public within 60 days of the event related to those data/results and always provided that copyright symbol appears together as follows below.

© DORNA WSBK ORGANIZATION Srl 2022



Portimao 4.592 m

Pirelli Portuguese Round, 7-9 October 2022
Ideal Times Free Practice 2nd Session

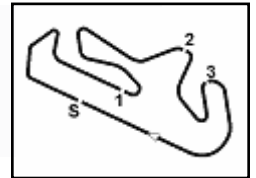
No. Rider	Nat	Bike	Seg. 1 Diff. 1	Seg. 2 Diff. 2	Seg. 3 Diff. 3	Seg. 4 Diff. 4	Ideal Time Best Lap	Pos.	Diff.
1 66 N. TUULI	FIN	MV Agusta F3 800 RR	33.211	30.762 +0.207	21.429 +0.019	18.530 +0.102	1'43.932 1'44.260	1	0.328
2 77 D. AEGERTER	SUI	Yamaha YZF R6	33.276 +0.035	30.684	21.627 +0.105	18.626 +0.011	1'44.213 1'44.364	3	0.151
3 64 F. CARICASULO	ITA	Ducati Panigale V2	33.088	30.792 +0.084	21.526 +0.052	18.813 +0.166	1'44.219 1'44.521	6	0.302
4 3 R. DE ROSA	ITA	Ducati Panigale V2	33.355 +0.089	30.796 +0.059	21.538	18.634	1'44.323 1'44.471	4	0.148
5 62 S. MANZI	ITA	Triumph Street Triple RS	33.261	30.874	21.557	18.638	1'44.330 1'44.330	2	
6 16 J. CLUZEL	FRA	Yamaha YZF R6	33.505 +0.005	30.811	21.415	18.662 +0.126	1'44.393 1'44.524	7	0.131
7 11 N. BULEGA	ITA	Ducati Panigale V2	33.387 +0.172	30.787 +0.151	21.647	18.683 +0.120	1'44.504 1'44.947	9	0.443
8 7 L. BALDASSARRI	ITA	Yamaha YZF R6	33.483	30.654	21.614	18.759	1'44.510 1'44.510	5	
9 61 C. ONCU	TUR	Kawasaki ZX-6R	33.481 +0.005	30.943	21.409	18.682 +0.156	1'44.515 1'44.676	8	0.161
10 28 G. VAN STRAALEN	NED	Yamaha YZF R6	33.466 +0.007	30.826	21.664 +0.099	18.863 +0.046	1'44.819 1'44.971	10	0.152
11 55 Y. MONTELLA	ITA	Kawasaki ZX-6R	33.523	31.003 +0.111	21.749	18.742 +0.111	1'45.017 1'45.239	11	0.222
12 99 A. HUERTAS	ESP	Kawasaki ZX-6R	33.408 +0.205	31.182	21.787 +0.023	18.734 +0.034	1'45.111 1'45.373	12	0.262
13 25 M. BRENNER	SUI	Yamaha YZF R6	33.709 +0.186	31.036	21.748 +0.057	18.662	1'45.155 1'45.398	13	0.243
14 38 H. SOOMER	EST	Triumph Street Triple RS	33.760 +0.075	31.025 +0.029	21.709 +0.310	18.714 +0.174	1'45.208 1'45.796	17	0.588
15 23 I. VINALES	ESP	Ducati Panigale V2	33.645 +0.218	31.128	21.742	18.762 +0.129	1'45.277 1'45.624	16	0.347
16 50 D. VOSTATEK	CZE	Yamaha YZF R6	33.822	31.161	21.767	18.696 +0.169	1'45.446 1'45.615	14	0.169
17 52 P. HOBELSBERGER	GER	Yamaha YZF R6	33.577	31.239 +0.036	22.018 +0.022	18.709 +0.022	1'45.543 1'45.623	15	0.080
18 24 L. TACCINI	ITA	Yamaha YZF R6	33.629 +0.069	31.515 +0.176	21.851 +0.134	18.616 +0.397	1'45.611 1'46.387	28	0.776
19 54 B. SOFUOGLU	TUR	MV Agusta F3 800 RR	33.855	31.308 +0.041	21.792	18.679 +0.147	1'45.634 1'45.822	19	0.188
20 32 D. BAYLISS	AUS	Ducati Panigale V2	33.870 +0.010	31.309	21.877	18.733	1'45.789 1'45.799	18	0.010
21 69 T. BOOTH-AMOS	GBR	Kawasaki ZX-6R	33.790	31.366	21.891 +0.128	18.764 +0.128	1'45.811 1'46.067	20	0.256
22 9 S. JESPERSEN	DEN	Yamaha YZF R6	33.637 +0.384	31.285	22.104 +0.004	18.907 +0.046	1'45.933 1'46.367	27	0.434
23 21 B. CURRIE	AUS	Kawasaki ZX-6R	33.927 +0.202	31.456	21.835	18.724 +0.086	1'45.942 1'46.230	24	0.288
24 56 P. SEBESTYEN	HUN	Yamaha YZF R6	33.880 +0.017	31.197	21.909 +0.141	18.977 +0.061	1'45.963 1'46.182	22	0.219
25 22 F. FULIGNI	ITA	Ducati Panigale V2	33.899 +0.184	31.245	21.999	18.840 +0.037	1'45.983 1'46.204	23	0.221
26 71 T. EDWARDS	AUS	Yamaha YZF R6	33.892 +0.041	31.373	21.943 +0.063	18.835 +0.154	1'46.043 1'46.301	26	0.258
27 94 A. VERDOIA	FRA	Yamaha YZF R6	33.833	31.465 +0.053	21.865	18.911	1'46.074 1'46.127	21	0.053
28 6 J. BUIS	NED	Kawasaki ZX-6R	34.006 +0.195	31.677	21.743	18.650	1'46.076 1'46.271	25	0.195
29 73 M. KOFLER	AUT	Ducati Panigale V2	33.852	31.428 +0.070	22.176 +0.059	18.879 +0.005	1'46.335 1'46.469	29	0.134
30 83 M. KAWAKAMI	BRA	Yamaha YZF R6	33.895 +0.190	31.625	22.001 +0.024	18.940 +0.041	1'46.461 1'46.716	30	0.255
31 47 J. GIMBERT	FRA	Yamaha YZF R6	34.112 +0.017	31.647	22.110	18.853 +0.207	1'46.722 1'46.946	31	0.224
32 19 J. DIAZ CORBELLA	ESP	Yamaha YZF R6	34.153 +0.291	31.578	21.968 +0.040	19.059 +0.063	1'46.758 1'47.152	32	0.394
Overall Ideal Time			33.088	30.654	21.409	18.530	1'43.681		

07/10/2022

These data/results cannot be reproduced, stored and/or transmitted in whole or in part by any manner of electronic, mechanical, photocopying, recording, broadcasting or otherwise now known or herein after developed without the previous express consent by the copyright owner, except for reproduction in daily press and regular printed publications on sale to the public within 60 days of the event related to those data/results and always provided that copyright symbol appears together as follows below.

© DORNA WSBK ORGANIZATION Srl 2022

FIGR PERUGIA TIMING

Pirelli Portuguese Round, 7-9 October 2022
Chronological Analysis Free Practice 2nd Session

1° 66 N. TUULI [1'44.260]							
Lap	Seg.1	Seg.2	Seg.3	Seg.4	Lap Time	km/h	Local Time
1		32.917	28.433	19.136			16:03'20.701
2	34.028	31.573	22.013	19.106	1'46.720	263,7	16:05'07.421
3	33.680	31.548	22.053	18.904	1'46.185	264,3	16:06'53.606
4	33.684	31.035	21.635	18.692	1'45.046	262,4	16:08'38.652
5	33.407	30.947	21.631	18.670	1'44.655	264,9	16:10'23.307
6	33.489	30.948	21.877	18.715	1'45.029	263,0	16:12'08.336
7	33.529	30.986	21.617	18.740	1'44.872	263,7	16:13'53.208
8	33.809	31.144	21.735	41.703	2'08.391P	264,3	16:16'01.599
9	7'15.754	31.603	21.785	18.737	8'27.879P		16:24'29.478
10	33.451	30.904	21.526	18.731	1'44.612	263,7	16:26'14.090
11	33.477	30.845	21.477	18.612	1'44.411	264,9	16:27'58.501
12	33.744	30.819	21.562	18.559	1'44.684	261,7	16:29'43.185
13	33.291	30.871	21.429	18.590	1'44.181C	261,7	16:31'27.366
14	33.211	30.969	21.448	18.632	1'44.260	262,4	16:33'11.626
15	33.344	30.774	21.496	18.728	1'44.342	262,4	16:34'55.968
16	33.490	30.968	21.516	18.690	1'44.664	261,1	16:36'40.632
17	33.351	30.762	21.775	18.694	1'44.582	261,7	16:38'25.214
18	33.311	31.554	21.609	18.724	1'45.198	263,0	16:40'10.412
19	33.418	30.955	21.590	18.530	1'44.493	264,3	16:41'54.905
20	33.934	34.837	23.702	19.010	1'51.483	267,6	16:43'46.388
21	33.596	31.090	21.700	18.756	1'45.142	262,4	16:45'31.530

16	8'33.410	32.160	22.598	18.752	9'46.920P		16:38'11.156
17	33.507	30.843	21.707	18.661	1'44.718	265,6	16:39'55.874
18	33.388	30.930	21.646	18.639	1'44.603	263,0	16:41'40.477
19	33.311	30.684	21.732	18.637	1'44.364	263,7	16:43'24.841
20	33.324	30.712	21.666	18.723	1'44.425	263,7	16:45'09.266

2° 62 S. MANZI [1'44.330]							
Lap	Seg.1	Seg.2	Seg.3	Seg.4	Lap Time	km/h	Local Time
1		32.949	22.664	18.980			16:02'28.658
2	34.186	31.305	21.953	18.638	1'46.082	266,9	16:04'14.740
3	34.159	31.712	22.271	19.217	1'47.359	270,2	16:06'02.099
4	33.928	31.036	21.884	18.783	1'45.631	266,2	16:07'47.730
5	33.834	31.230	21.783	18.832	1'45.679	261,1	16:09'33.409
6	33.754	31.014	21.702	18.853	1'45.323	264,3	16:11'18.732
7	33.776	30.985	21.697	18.821	1'45.279	263,7	16:13'04.011
8	33.541	31.067	21.789	18.854	1'45.251	264,9	16:14'49.262
9	33.568	31.109	21.793	18.860	1'45.330	263,7	16:16'34.592
10	41.814	32.343	21.958	18.857	1'54.972	264,3	16:18'29.564
11	33.639	30.920	21.728	18.724	1'45.011	264,3	16:20'14.575
12	33.444	31.063	21.651	18.822	1'44.980	266,2	16:21'59.555
13	36.615	32.752	23.244	38.977	2'11.588CP	263,0	16:24'11.143
14	11'24.753	31.824	21.772	18.842	12'37.191P		16:36'48.334
15	33.352	31.159	21.791	18.796	1'45.098	264,3	16:38'33.432
16	33.315	31.044	21.714	18.760	1'44.833	265,6	16:40'18.265
17	33.429	30.980	21.693	18.780	1'44.882	264,9	16:42'03.147
18	33.374	30.899	21.575	18.646	1'44.494	266,9	16:43'47.641
19	33.261	30.874	21.557	18.638	1'44.330	268,2	16:45'31.971

4° 3 R. DE ROSA [1'44.471]							
Lap	Seg.1	Seg.2	Seg.3	Seg.4	Lap Time	km/h	Local Time
1			35.215	24.642	19.504		16:03'12.726
2	34.567	40.172	22.079	19.108	1'55.926	259,2	16:05'08.652
3	33.723	31.308	21.841	18.788	1'45.660	265,6	16:06'54.312
4	34.084	31.111	22.116	18.821	1'46.132	266,2	16:08'40.444
5	33.355	30.982	21.557	18.654	1'44.548	264,9	16:10'24.992
6	33.681	30.796	21.792	18.730	1'44.999	267,6	16:12'09.991
7	33.502	30.995	21.807	18.714	1'45.018	266,2	16:13'55.009
8	33.640	31.040	21.858	18.919	1'45.457	265,6	16:15'40.466
9	33.736	31.253	21.785	18.838	1'45.612	264,3	16:17'26.078
10	33.846	31.199	21.760	18.762	1'45.567	263,7	16:19'11.645
11	33.847	31.035	21.773	18.775	1'45.430	262,4	16:20'57.075
12	33.789	31.049	21.711	18.853	1'45.402	264,9	16:22'42.477
13	33.731	30.967	21.632	18.723	1'45.053	262,4	16:24'27.530
14	33.511	31.140	21.826	18.976	1'45.453	263,0	16:26'12.983
15	33.730	31.180	21.717	18.858	1'45.485	263,7	16:27'58.468
16	41.847	32.974	23.028	43.104	2'20.953P	252,0	16:30'19.421
17	8'26.579	31.852	22.274	18.830	9'39.535P		16:39'58.956
18	33.399	31.021	21.600	18.851	1'44.871	264,9	16:41'43.827
19	33.385	30.845	21.600	18.920	1'45.517	264,3	16:43'39.344
20	33.444	30.855	21.538	18.634	1'44.471	266,9	16:45'23.815

3° 77 D. AEGERTER [1'44.364]							
Lap	Seg.1	Seg.2	Seg.3	Seg.4	Lap Time	km/h	Local Time
1		32.954	30.657	19.451			16:03'22.822
2	34.315	31.504	21.811	18.664	1'46.294	260,5	16:05'09.116
3	33.585	31.203	21.862	18.655	1'45.305	269,6	16:06'54.421
4	33.627	31.203	21.779	18.674	1'45.283	268,2	16:08'39.704
5	33.373	30.702	21.727	18.626	1'44.428	266,2	16:10'24.132
6	33.276	30.869	21.734	18.675	1'44.554	266,9	16:12'08.686
7	33.457	30.890	21.664	18.633	1'44.644	270,2	16:13'53.330
8	33.289	30.950	21.698	18.789	1'44.726	268,2	16:15'38.056
9	33.474	31.028	26.884	19.455	1'50.841	264,3	16:17'28.897
10	33.394	31.354	21.641	19.010	1'45.399	266,9	16:19'14.296
11	34.022	31.781	22.451	18.887	1'47.141	264,9	16:21'01.437
12	33.279	31.091	21.652	18.744	1'44.766	264,9	16:22'46.203
13	33.338	30.992	21.627	18.646	1'44.603	263,7	16:24'30.806
14	33.279	30.746	21.711	18.711	1'44.447	266,9	16:26'15.253
15	34.958	32.000	22.257	39.768	2'08.983P	268,2	16:28'24.236

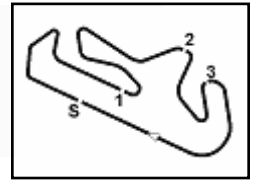
5° 7 L. BALDASSARRI [1'44.510]							
Lap	Seg.1	Seg.2	Seg.3	Seg.4	Lap Time	km/h	Local Time
1			35.151	23.963	19.618		16:03'27.861
2	35.337	31.989	22.371	19.148	1'48.845	257,4	16:05'16.706
3	34.252	31.284	22.209	19.014	1'46.759	266,9	16:07'03.465
4	34.072	31.214	22.298	19.036	1'46.620	268,2	16:08'50.085
5	33.852	31.271	21.835	18.828	1'45.786	269,6	16:10'35.871
6	33.891	31.057	21.739	18.781	1'45.468	266,2	16:12'21.339
7	33.516	31.073	21.840	18.884	1'45.313	266,9	16:14'06.652
8	33.663	31.006	21.818	18.832	1'45.319	266,9	16:15'51.971
9	33.654	31.079	21.837	18.887	1'45.457	266,9	16:17'37.428
10	34.687	32.691	22.696	40.294	2'10.368P	265,6	16:19'47.796
11	8'11.957	34.633	22.191	19.419	9'28.200P		16:29'15.996
12	33.847	31.043	21.969	18.963	1'45.822	264,3	16:31'01.818
13	33.630	31.061	21.813	19.001	1'45.505	264,9	16:32'47.323
14	33.697	31.017	21.813	18.946	1'45.473	265,6	16:34'32.796
15	33.701	32.045	22.744	40.407	2'08.897P	265,6	16:36'41.693
16	4'00.014	31.610	21.956	18.821	5'12.401P		16:41'54.094
17	33.483	30.654	21.614	18.759	1'44.510	267,6	16:43'38.604
18	33.493	30.899	21.650	18.789	1'44.831	268,9	16:45'23.435

07/10/2022 P = Pits In/Dut - C = Lap Time Cancelled

6° 64 F. CARICASULO [1'44.521]							
Lap	Seg.1	Seg.2	Seg.3	Seg.4	Lap Time	km/h	Local Time
1			39.927	24.219	19.519		16:03'18.525
2	34.082	31.186	22.782	19.076	1'47.126	268,9	16:05'05.651
3	33.537	31.234	21.832	18.884	1'45.487	266,2	16:06'51.138
4	33.534	31.068	21.570	18.897	1'45.069	267,6	16:08'36.207
5	33.465	30.975	21.664	18.916	1'45.020	268,9	16:10'21.227
6	33.493	30.892	21.526	19.003	1'44.914	267,6	16:12'06.141
7	33.306	30.792	21.674	18.909	1'44.681	267,6	16:13'50.822
8	37.237	31.158	21.609	39.980	2'09.984P	268,9	16:16'00.806
9	8'01.989	32.672	22.468	19.029	9'16.158P		16:25'16.964
10	33.468	31.283	21.674	19.052	1'45.477	267,6	16:27'02.441
11	33.268	31.436	21.673	18.827	1'45.204	268,9	16:28'47.645

These data/results cannot be reproduced, stored and/or transmitted in whole or in part by any manner of electronic, mechanical, photocopying, recording, broadcasting or otherwise now known or herein after developed without the previous express consent by the copyright owner, except for reproduction in daily press and regular printed publications on sale to the public within 60 days of the event related to those data/results and always provided that copyright symbol appears together as follows below.

© DORNA WSBK ORGANIZATION Srl 2022



Portimao 4.592 m

3 / 6**Pirelli Portuguese Round, 7-9 October 2022**
Chronological Analysis Free Practice 2nd Session

13° 25 M. BRENNER [1'45.398]								16° 23 I. VINALES [1'45.624]							
Lap	Seg.1	Seg.2	Seg.3	Seg.4	Lap Time	km/h	Local Time	Lap	Seg.1	Seg.2	Seg.3	Seg.4	Lap Time	km/h	Local Time
1		37.575	22.573	19.088			16:02'42.130	1			32.221	22.550	19.168		16:02'34.758
2	34.556	31.783	22.008	19.109	1'47.456	258,6	16:04'29.586	2	33.929	31.274	21.824	18.762	1'45.789	265,6	16:04'20.547
3	34.683	31.649	22.405	19.977	1'48.714	257,4	16:06'18.300	3	34.158	31.560	21.987	18.767	1'46.472	272,9	16:06'07.019
4	34.320	31.692	21.941	19.026	1'46.979	259,9	16:08'05.279	4	33.979	31.433	21.814	18.886	1'46.112	271,6	16:07'53.131
5	34.426	31.773	22.087	19.097	1'47.383	256,2	16:09'52.662	5	34.091	39.082	21.832	18.843	1'53.848	266,9	16:09'46.979
6	34.177	31.518	21.971	19.024	1'46.690	259,2	16:11'39.352	6	33.733	31.158	21.823	18.955	1'45.669	267,6	16:11'32.648
7	36.539	32.349	22.378	38.503	2'09.769P	256,8	16:13'49.121	7	33.908	31.196	21.788	18.812	1'45.704	268,2	16:13'18.352
8	6'02.387	32.107	22.118	19.184	7'15.796P		16:21'04.917	8	38.184	32.405	22.566	40.865	2'14.020P	270,2	16:15'32.372
9	33.758	31.589	21.748	18.955	1'46.050	258,0	16:22'50.967	9	11'15.821	32.036	24.708	19.244	12'31.809P		16:28'04.181
10	33.784	31.358	26.267	18.847	1'50.256	257,4	16:24'41.223	10	34.430	31.549			1'55.094	259,9	16:29'59.275
11	33.772	31.911	21.784	18.906	1'46.373	263,7	16:26'27.596	11	33.956	31.385	21.930	19.100	1'46.371	259,9	16:31'45.646
12	33.875	31.454	21.785	19.027	1'46.141	261,1	16:28'13.737	12	36.416	32.146	22.166	40.654	2'11.382P	259,9	16:33'57.028
13	34.088	31.662	23.068	39.403	2'08.221P	256,2	16:30'21.958	13	4'20.682	36.275	25.696	19.066	5'41.719P		16:39'38.747
14	8'32.701	32.025	23.087	18.796	9'46.609P		16:40'08.567	14	33.863	31.128	21.742	18.891	1'45.624	259,2	16:41'24.371
15	33.827	31.630	21.905	18.743	1'46.105	256,8	16:41'54.672	15	33.645	38.726	22.880	18.951	1'54.202	263,0	16:43'18.573
16	33.895	31.036	21.805	18.662	1'45.398	266,2	16:43'40.070	16	33.685	34.170	24.645	18.852	1'51.352	262,4	16:45'09.925
17	33.709	31.324	21.829	18.849	1'45.711	264,3	16:45'25.781								

14° 50 O. VOSTATEK [1'45.615]								17° 38 H. SOOMER [1'45.796]							
Lap	Seg.1	Seg.2	Seg.3	Seg.4	Lap Time	km/h	Local Time	Lap	Seg.1	Seg.2	Seg.3	Seg.4	Lap Time	km/h	Local Time
1		32.314	25.167	23.689			16:02'24.239	1			33.192	22.709	18.714		16:02'29.054
2	34.607	31.536	22.100	19.080	1'47.323	268,9	16:04'11.562	2	34.582	31.668	22.133	18.832	1'47.215	264,3	16:04'16.269
3	34.287	31.724	22.064	19.012	1'47.087	263,7	16:05'58.649	3	33.992	31.293	21.746	18.958	1'45.989	265,6	16:06'02.258
4	35.512	31.476	25.208	18.845	1'51.041	258,6	16:07'49.690	4	34.460	31.576	21.709	18.881	1'46.626	264,9	16:07'48.884
5	36.948	31.485	21.907	18.696	1'49.036	266,2	16:09'38.726	5	34.153	31.283	21.766	18.865	1'46.067	261,7	16:09'34.951
6	33.905	31.594	22.175	18.822	1'46.496	266,2	16:11'25.222	6	34.295	31.161	21.818	19.123	1'46.397	266,9	16:11'21.348
7	34.659	36.734	25.629	42.212	2'19.234P	267,6	16:13'44.456	7	34.147	31.685	22.181	18.952	1'46.965	261,1	16:13'08.313
8	7'28.700	32.021	22.345	19.016	8'42.082P		16:22'26.538	8	34.611	32.219	22.641	38.601	2'08.072P	261,7	16:15'16.385
9	34.257	31.560	21.944	18.913	1'46.674	259,9	16:24'13.212	9	7'24.981	32.288	22.433	18.992	8'38.694P		16:23'55.079
10	34.080	31.347	22.059	18.941	1'46.427	261,7	16:25'59.639	10	34.270	31.552	22.041	18.947	1'46.810	258,6	16:25'41.889
11	33.991	31.321	22.156	18.927	1'46.395	263,0	16:27'46.034	11	33.935	31.239	22.428	18.866	1'46.468	260,5	16:27'28.357
12	37.906	38.333	22.707	18.748	1'57.694	263,0	16:29'43.728	12	34.019	31.553	22.318	38.983	2'06.873P	259,9	16:29'35.230
13	33.955	31.358	21.910	18.963	1'46.186	264,3	16:31'29.914	13	4'50.514	31.862	22.000	18.956	6'03.332P		16:35'38.562
14	35.672	32.517	22.268	18.778	1'49.235	263,0	16:33'19.149	14	34.033	31.486	21.819	18.908	1'46.246	258,6	16:37'24.808
15	33.977	31.487	21.782	18.792	1'46.038	260,5	16:35'05.187	15	33.835	31.054	22.019	18.888	1'45.796	259,2	16:39'10.604
16	34.547	31.626	22.411	38.957	2'07.541CP	250,3	16:37'12.728	16	33.760	34.235	24.483	21.048	1'53.526	259,9	16:41'04.130
17	3'15.276	32.504	25.315	20.722	4'33.817P		16:41'46.545	17	33.886	31.025	29.112	19.181	1'53.204	258,6	16:42'57.334
18	33.848	31.635	22.252	18.839	1'46.574	267,6	16:43'33.119	18	34.065	31.235	22.086	18.764	1'46.150	261,7	16:44'43.484
19	33.822	31.161	21.767	18.865	1'45.615	266,9	16:45'18.734	19	34.303	31.429	22.051	19.031	1'46.814	259,9	16:46'30.298

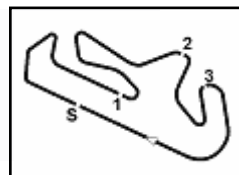
15° 52 P. HOBELSBERGER [1'45.623]								18° 32 O. BAYLISS [1'45.799]							
Lap	Seg.1	Seg.2	Seg.3	Seg.4	Lap Time	km/h	Local Time	Lap	Seg.1	Seg.2	Seg.3	Seg.4	Lap Time	km/h	Local Time
1		35.367	25.208	19.617			16:03'14.205	1			37.192	25.432	19.236		16:03'13.797
2	35.110	32.286			1'59.637	263,0	16:05'13.842	2	34.787	31.911	24.912	22.394	1'54.004	261,1	16:05'07.801
3	34.986	34.119	22.890	19.285	1'51.280	259,2	16:07'05.122	3	34.031	32.491	23.141	18.867	1'48.530	266,9	16:06'56.331
4	34.384	31.930	22.573	18.981	1'47.868	260,5	16:08'52.990	4	34.184	32.007	22.097	19.069	1'47.357	268,9	16:08'43.688
5	34.144	31.716	59.551	39.174	2'44.585P	261,1	16:11'37.575	5	35.681	34.268	24.365	39.399	2'13.713P	266,9	16:10'57.401
6	8'16.028	32.650	22.625	19.035	9'30.338P		16:21'07.913	6	10'34.152	32.866	23.455	18.819	11'49.292P		16:22'46.693
7	34.040	31.491	22.154	18.941	1'46.626	261,7	16:22'54.539	7	34.078	31.802	22.212	18.958	1'47.050	266,2	16:24'33.743
8	33.966	31.357	22.180	18.709	1'46.212	261,1	16:24'40.751	8	34.008	31.846	22.296	19.004	1'47.154	264,9	16:26'20.897
9	33.649	31.475	22.050	19.029	1'46.203	261,7	16:26'26.954	9	39.949	32.815	22.103	18.897	1'53.764	264,3	16:28'14.661
10	49.016	33.350	27.732	19.278	2'09.376	262,4	16:28'36.330	10	34.017	31.610	22.065	18.996	1'46.688	265,6	16:30'01.349
11	34.094	32.294	24.083	39.171	2'09.642P	261,7	16:30'45.972	11	33.973	31.439	21.984	18.892	1'46.288	264,3	16:31'47.637
12	8'40.135	33.672	23.045	18.946	9'55.798P		16:40'41.770	12	34.047	33.763	22.892	39.778	2'10.480P	262,4	16:33'58.117
13	34.956	32.106	22.527	18.976	1'48.565	267,6	16:42'30.335	13	5'05.486	32.746	23.422	18.744	6'20.398P		16:40'18.515
14	33.577	31.275	22.040	18.731	1'45.623	261,1	16:44'15.958	14	33.880	31.309	21.877	18.733	1'45.799	265,6	16:42'04.314
15	33.830	31.239	22.018	18.812	1'45.899	261,1	16:46'01.857	15	33.870	31.382	22.171	19.052	1'46.475	267,6	16:43'50.789
								16	38.730	31.641	23.408	19.012	1'52.791	265,6	16:45'43.580

19° 54 B. SOFUOGLU [1'45.822]							
Lap	Seg.1	Seg.2	Seg.3	Seg.4	Lap Time	km/h	Local Time
1			38.005	25.540	19.301		16:02'31.282

07/10/2022 P = Pits In/Out - C = Lap Time Cancelled

These data/results cannot be reproduced, stored and/or transmitted in whole or in part by any manner of electronic, mechanical, photocopying, recording, broadcasting or otherwise now known or herein after developed without the previous express consent by the copyright owner, except for reproduction in daily press and regular printed publications on sale to the public within 60 days of the event related to those data/results and always provided that copyright symbol appears together as follows below.

© DORNA WSBK ORGANIZATION Srl 2022



Portimao 4.592 m

Pirelli Portuguese Round, 7-9 October 2022 Chronological Analysis Free Practice 2nd Session

4 / 6

Table with 8 columns: Lap, Seg1, Seg2, Seg3, Seg4, Lap Time, km/h, Local Time. Rows 2-17.

Table with 8 columns: Lap, Seg1, Seg2, Seg3, Seg4, Lap Time, km/h, Local Time. Rows 9-17.

20° 69 T. BOOTH-AMOS [1'46.067]

Table with 8 columns: Lap, Seg1, Seg2, Seg3, Seg4, Lap Time, km/h, Local Time. Rows 1-17.

23° 22 F. FULIGNI [1'46.204]

Table with 8 columns: Lap, Seg1, Seg2, Seg3, Seg4, Lap Time, km/h, Local Time. Rows 1-17.

21° 94 A. VERDOIA [1'46.127]

Table with 8 columns: Lap, Seg1, Seg2, Seg3, Seg4, Lap Time, km/h, Local Time. Rows 1-17.

24° 21 B. CURRIE [1'46.230]

Table with 8 columns: Lap, Seg1, Seg2, Seg3, Seg4, Lap Time, km/h, Local Time. Rows 1-17.

22° 56 P. SEBESTYEN [1'46.182]

Table with 8 columns: Lap, Seg1, Seg2, Seg3, Seg4, Lap Time, km/h, Local Time. Rows 1-8.

25° 6 J. BUIS [1'46.271]

Table with 8 columns: Lap, Seg1, Seg2, Seg3, Seg4, Lap Time, km/h, Local Time. Rows 1-11.

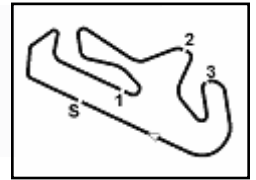
07/10/2022

P = Pits In/Out - C = Lap Time Cancelled

These data/results cannot be reproduced, stored and/or transmitted in whole or in part by any manner of electronic, mechanical, photocopying, recording, broadcasting or otherwise now known or herein after developed without the previous express consent by the copyright owner, except for reproduction in daily press and regular printed publications on sale to the public within 60 days of the event related to those data/results and always provided that copyright symbol appears together as follows below.

© DORNA WSBK ORGANIZATION Srl 2022





Portimao 4.592 m

6 / 6

Pirelli Portuguese Round, 7-9 October 2022
Chronological Analysis Free Practice 2nd Session

11	38.034	32.130	26.050	40.628	2'16.842P	263,0	16:27'24.824
12	7'38.493	32.600	23.243	21.406	8'55.742P		16:36'20.566
13	35.697	31.739	23.829	19.721	1'50.986	259,9	16:38'11.552
14	36.326	32.039	22.137	19.251	1'49.753	264,9	16:40'01.305
15	34.155	33.583	26.193	20.284	1'54.215	262,4	16:41'55.520
16	34.129	31.647	22.110	19.060	1'46.946	269,6	16:43'42.466
17	34.243	31.867	24.911	18.963	1'49.984	263,0	16:45'32.450

32° 19 J. DIAZ CORBELLA [1'47.152]

Lap	Seg.1	Seg.2	Seg.3	Seg.4	Lap Time	km/h	Local Time
1		33.211	22.954	19.945			16:02'09.753
2	35.299	32.166	22.574	19.720	1'49.759	261,1	16:03'59.512
3	36.383	33.632	24.472	21.219	1'55.706	261,1	16:05'55.218
4	34.802	32.075			1'57.964	263,0	16:07'53.182
5	34.610	32.179	22.204	19.477	1'48.470	265,6	16:09'41.652
6	34.546	32.028	22.161	19.209	1'47.944	264,3	16:11'29.596
7	34.409	32.091	22.012	19.385	1'47.897	265,6	16:13'17.493
8	34.262	36.460	22.735	40.074	2'13.531P	263,0	16:15'31.024
9	7'11.036	35.346			8'34.141P		16:24'05.165
10	34.513	31.736	22.712	20.181	1'49.142	268,2	16:25'54.307
11	34.444	31.578	22.008	19.122	1'47.152	267,6	16:27'41.459
12	34.487	32.818	21.968	19.354	1'48.627	266,9	16:29'30.086
13	40.876	33.120			2'00.478	260,5	16:31'30.564
14	34.307	34.106	21.986	19.059	1'49.458	266,2	16:33'20.022
15	34.292	31.588	24.293	39.827	2'10.000P	263,7	16:35'30.022
16	3'50.380	37.079	24.459	19.502	5'11.420P		16:40'41.442
17	34.613	31.964	23.595	19.442	1'49.614	260,5	16:42'31.056
18	34.153	31.758	21.986	19.308	1'47.205	263,0	16:44'18.261
19	35.442	35.915	22.659	19.734	1'53.750	260,5	16:46'12.011

07/10/2022 P = Pits In/Out - C = Lap Time Cancelled

These data/results cannot be reproduced, stored and/or transmitted in whole or in part by any manner of electronic, mechanical, photocopying, recording, broadcasting or otherwise now known or herein after developed without the previous express consent by the copyright owner, except for reproduction in daily press and regular printed publications on sale to the public within 60 days of the event related to those data/results and always provided that copyright symbol appears together as follows below.

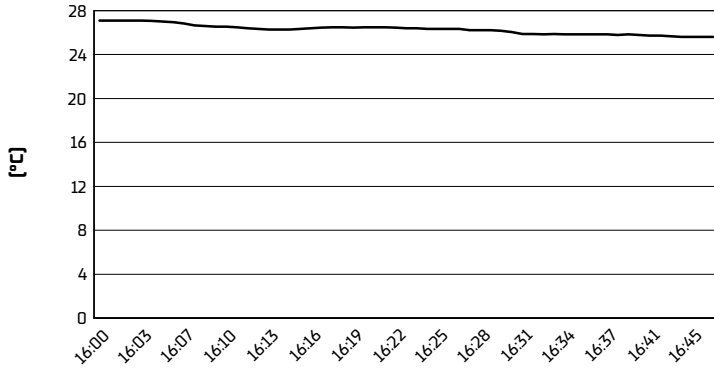
© DORNA WSBK ORGANIZATION Srl 2022

Pirelli Portuguese Round, 7-9 October 2022

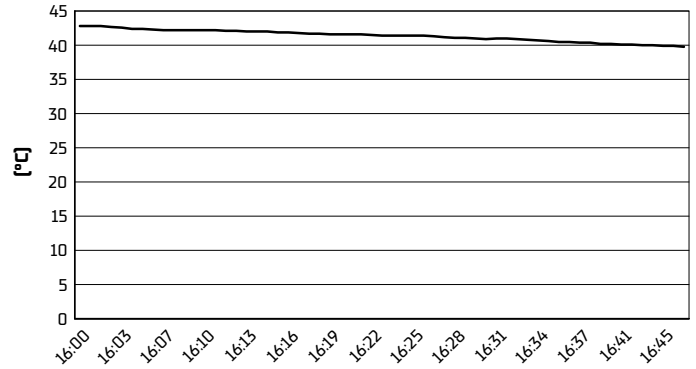
Weather Report Free Practice 2nd Session

Session started 16:00 - Session ended 16:46

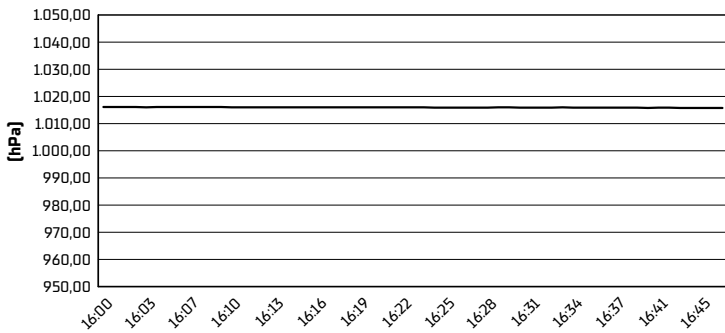
Air Temperature



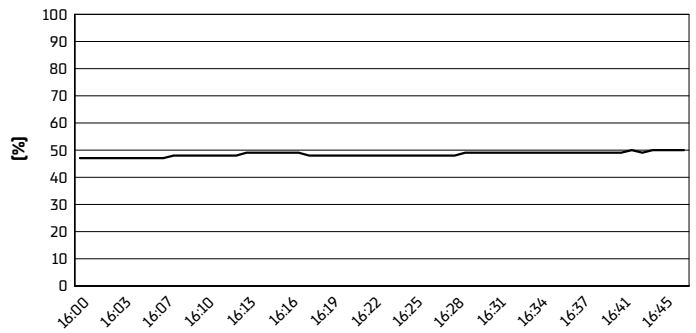
Track Temperature



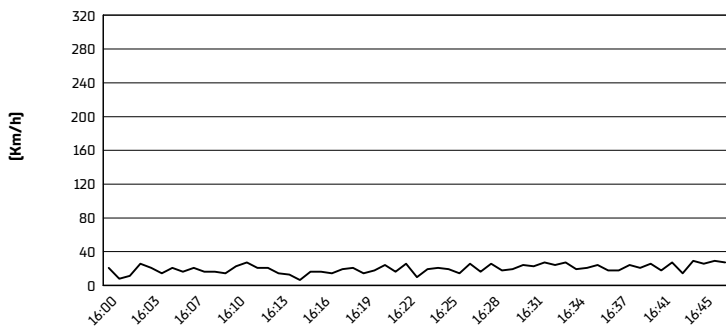
Air Pressure



Humidity



Wind Speed



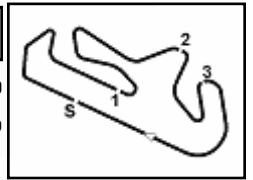
Wind Direction



07/10/2022

These data/results cannot be reproduced, stored and/or transmitted in whole or in part by any manner of electronic, mechanical, photocopying, recording, broadcasting or otherwise now known or herein after developed without the previous express consent by the copyright owner, except for reproduction in daily press and regular printed publications on sale to the public within 60 days of the event related to those data/results and always provided that copyright symbol appears together as follows below.

© DORNA WSBK ORGANIZATION Srl 2022



Portimao 4.592 m

Pirelli Portuguese Round, 7-9 October 2022
Best Laps & Speeds

1 / 2

No.	Rider	Nat	Best Lap		FP1		FP2												
			LL	SPD	LL	SPD	LL	SPD											
1	66 N. TUULI MV Agusta F3 800 RR	FIN	1'44.260 36 276,4		1'44.360 16 276,4		1'44.260 20 267,5												
2	62 S. MANZI Triumph Street Triple RS	ITA	1'44.330 33 279,2		1'44.593 15 279,2		1'44.330 18 270,2												
3	77 D. AEGERTER Yamaha YZF R6	SUI	1'44.364 38 272,9		1'44.709 19 272,9		1'44.364 19 270,2												
4	3 R. DE ROSA Ducati Panigale V2	ITA	1'44.471 36 280,0		1'44.848 17 280,0		1'44.471 19 267,5												
5	7 L. BALDASSARRI Yamaha YZF R6	ITA	1'44.510 36 276,4		1'44.668 19 276,4		1'44.510 17 269,5												
6	64 F. CARICASULO Ducati Panigale V2	ITA	1'44.521 36 280,7		1'44.606 18 280,7		1'44.521 18 270,9												
7	16 J. CLUZEL Yamaha YZF R6	FRA	1'44.524 35 272,9		1'44.880 17 272,9		1'44.524 18 272,2												
8	61 C. ONCU Kawasaki ZX-6R	TUR	1'44.676 34 278,5		1'44.974 18 278,5		1'44.676 16 272,2												
9	11 N. BULEGA Ducati Panigale V2	ITA	1'44.832 28 280,7		1'44.832 20 280,7		1'44.947 8 277,1												
10	28 G. VAN STRAALEN Yamaha YZF R6	NED	1'44.971 37 275,0		1'45.520 18 275,0		1'44.971 19 261,7												
11	38 H. SOOMER Triumph Street Triple RS	EST	1'45.132 37 275,7		1'45.132 19 275,7		1'45.796 18 266,9												
12	23 I. VINALES Ducati Panigale V2	ESP	1'45.210 29 277,8		1'45.210 14 277,8		1'45.624 15 272,9												
13	55 Y. MONTELLA Kawasaki ZX-6R	ITA	1'45.239 28 272,2		1'45.887 10 272,2		1'45.239 18 270,9												
14	99 A. HUERTAS Kawasaki ZX-6R	ESP	1'45.373 31 277,1		1'45.880 15 277,1		1'45.373 16 270,2												
15	94 A. VERDOIA Yamaha YZF R6	FRA	1'45.387 29 272,2		1'45.387 15 272,2		1'46.127 14 264,9												
16	25 M. BRENNER Yamaha YZF R6	SUI	1'45.398 32 270,9		1'46.138 16 270,9		1'45.398 16 266,2												
17	24 L. TACCINI Yamaha YZF R6	ITA	1'45.435 36 270,2		1'45.435 18 270,2		1'46.387 18 270,2												
18	52 P. HOBELSBERGER Yamaha YZF R6	GER	1'45.532 27 272,2		1'45.532 13 272,2		1'45.623 14 267,5												
19	54 B. SOFUOGLU MV Agusta F3 800 RR	TUR	1'45.557 32 276,4		1'45.557 16 276,4		1'45.822 16 272,2												
20	50 O. VOSTATEK Yamaha YZF R6	CZE	1'45.615 34 273,6		1'45.666 16 273,6		1'45.615 18 268,8												
21	9 S. JESPERSEN Yamaha YZF R6	DEN	1'45.640 32 280,7		1'45.640 17 280,7		1'46.367 15 261,7												
22	32 O. BAYLISS Ducati Panigale V2	AUS	1'45.799 32 276,4		1'46.346 17 276,4		1'45.799 15 268,8												
23	56 P. SEBESTYEN Yamaha YZF R6	HUN	1'46.001 31 275,7		1'46.001 15 275,7		1'46.182 16 267,5												
24	69 T. BOOTH-AMOS Kawasaki ZX-6R	GBR	1'46.067 30 276,4		1'46.254 16 276,4		1'46.067 14 264,9												
25	22 F. FULIGNI Ducati Panigale V2	ITA	1'46.204 31 275,0		1'47.007 15 275,0		1'46.204 16 267,5												

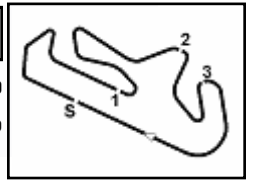
07/10/2022

These data/results cannot be reproduced, stored and/or transmitted in whole or in part by any manner of electronic, mechanical, photocopying, recording, broadcasting or otherwise now known or herein after developed without the previous express consent by the copyright owner, except for reproduction in daily press and regular printed publications on sale to the public within 60 days of the event related to those data/results and always provided that copyright symbol appears together as follows below.

© DORNA WSBK ORGANIZATION Srl 2022

FICR PERUGIA TIMING





Portimao 4.592 m

Pirelli Portuguese Round, 7-9 October 2022
Best Laps & Speeds

2 / 2

No.	Rider	Bike	Nat	Best Lap		FP1		FP2							
				LL	SPD	LL	SPD	LL	SPD						
26	21 B. CURRIE	Kawasaki ZX-6R	AUS	1'46.230		1'47.682		1'46.230							
				30	275,0	14	275,0	16	266,2						
27	6 J. BUIS	Kawasaki ZX-6R	NED	1'46.271		1'47.819		1'46.271							
				37	274,3	19	274,3	18	269,5						
28	71 T. EDWARDS	Yamaha YZF R6	AUS	1'46.301		1'46.994		1'46.301							
				33	271,5	15	271,5	18	269,5						
29	73 M. KOFLER	Ducati Panigale V2	AUT	1'46.469		1'47.151		1'46.469							
				32	276,4	18	276,4	14	268,8						
30	83 M. KAWAKAMI	Yamaha YZF R6	BRA	1'46.716		1'47.341		1'46.716							
				33	272,9	13	272,9	20	270,9						
31	47 J. GIMBERT	Yamaha YZF R6	FRA	1'46.946		1'47.800		1'46.946							
				26	272,2	10	272,2	16	269,5						
32	19 J. DIAZ CORBELLA	Yamaha YZF R6	ESP	1'47.152		1'47.945		1'47.152							
				34	270,2	16	270,2	18	268,2						

07/10/2022

These data/results cannot be reproduced, stored and/or transmitted in whole or in part by any manner of electronic, mechanical, photocopying, recording, broadcasting or otherwise now known or herein after developed without the previous express consent by the copyright owner, except for reproduction in daily press and regular printed publications on sale to the public within 60 days of the event related to those data/results and always provided that copyright symbol appears together as follows below.

© DORNA WSBK ORGANIZATION Srl 2022

FICR PERUGIA TIMING
