

Pirelli Portuguese Round, 7-9 October 2022 Results Warm Up

No.	Rider	Nat	Team	Bike	Class	Time	Gap	Rel.	Laps	Speed	
										Avg	Max
1	77 D. AEGERTER	SUI	Ten Kate Racing Yamaha	Yamaha YZF R6		1'43.229			7	160,141	272,9
2	16 J. CLUZEL	FRA	GMT94 Yamaha	Yamaha YZF R6		1'43.928	0.699	0.699	7	159,064	272,3
3	3 R. DE ROSA	ITA	Orelac Racing Verdnatura WorldSSP	Ducati Panigale V2		1'44.006	0.777	0.078	7	158,945	277,8
4	61 C. ONCU	TUR	Kawasaki Puccetti Racing	Kawasaki ZX-6R		1'44.048	0.819	0.042	6	158,881	276,4
5	64 F. CARICASULO	ITA	Althea Racing	Ducati Panigale V2		1'44.101	0.872	0.053	7	158,800	285,2
6	66 N. TUULI	FIN	MV Agusta Reparto Corse	MV Agusta F3 800 RR		1'44.111	0.882	0.010	8	158,784	277,8
7	94 A. VERDOIA	FRA	GMT94 Yamaha	Yamaha YZF R6		1'44.165	0.936	0.054	7	158,702	276,4
8	28 G. VAN STRAALLEN	NED	EAB Racing Team	Yamaha YZF R6		1'44.220	0.991	0.055	7	158,618	275,0
9	23 I. VINALES	ESP	D34G Racing	Ducati Panigale V2	*	1'44.318	1.089	0.098	7	158,469	277,1
10	7 L. BALDASSARRI	ITA	Evan Bros.WorldSSP Yamaha Team	Yamaha YZF R6		1'44.336	1.107	0.018	7	158,442	275,0
11	54 B. SOFUOGLU	TUR	MV Agusta Reparto Corse	MV Agusta F3 800 RR	*	1'44.427	1.198	0.091	8	158,304	280,7
12	11 N. BULEGA	ITA	Aruba.it Racing WorldSSP Team	Ducati Panigale V2		1'44.498	1.269	0.071	8	158,196	280,7
13	62 S. MANZI	ITA	Dynavolt Triumph	Triumph Street Triple RS		1'44.523	1.294	0.025	8	158,158	279,3
14	50 O. VOSTATEK	CZE	MS Racing Yamaha WorldSSP	Yamaha YZF R6		1'44.839	1.610	0.316	8	157,682	277,1
15	56 P. SEBESTYEN	HUN	Evan Bros.WorldSSP Yamaha Team	Yamaha YZF R6		1'45.016	1.787	0.177	8	157,416	275,7
16	55 Y. MONTELLA	ITA	Kawasaki Puccetti Racing	Kawasaki ZX-6R		1'45.068	1.839	0.052	7	157,338	276,4
17	9 S. JESPERSEN	DEN	Kallio Racing	Yamaha YZF R6	*	1'45.096	1.867	0.028	8	157,296	280,0
18	73 M. KOFLER	AUT	CM Racing	Ducati Panigale V2		1'45.177	1.948	0.081	8	157,175	279,3
19	38 H. SOOMER	EST	Dynavolt Triumph	Triumph Street Triple RS		1'45.317	2.088	0.140	7	156,966	270,9
20	25 M. BRENNER	SUI	VFT Racing	Yamaha YZF R6	*	1'45.489	2.260	0.172	7	156,710	272,3
21	32 O. BAYLISS	AUS	BARNI Spark Racing Team	Ducati Panigale V2		1'45.560	2.331	0.071	8	156,605	281,5
22	71 T. EDWARDS	AUS	Yart - Yamaha WorldSSP	Yamaha YZF R6		1'45.770	2.541	0.210	8	156,294	275,0
23	21 B. CURRIE	AUS	Motozoo Racing by Puccetti	Kawasaki ZX-6R		1'46.069	2.840	0.299	7	155,853	277,1
24	83 M. KAWAKAMI	BRA	MS Racing Yamaha WorldSSP	Yamaha YZF R6		1'46.161	2.932	0.092	8	155,718	280,0
25	22 F. FULIGNI	ITA	D34G Racing	Ducati Panigale V2	*	1'46.238	3.009	0.077	7	155,605	272,9
26	19 J. DIAZ CORBELLA	ESP	I+Dent Racing Team	Yamaha YZF R6		1'46.609	3.380	0.371	8	155,064	274,3
27	69 T. BOOTH-AMOS	GBR	Prodina Racing WorldSSP	Kawasaki ZX-6R	*	1'49.572	6.343	2.963	3	150,871	268,9
28	6 J. BUIS	NED	Motozoo Racing by Puccetti	Kawasaki ZX-6R	*				1		
29	47 J. GIMBERT	FRA	VFT Racing	Yamaha YZF R6					1		277,1
30	52 P. HOBELSBERGER	GER	Kallio Racing	Yamaha YZF R6					2		269,6
31	99 A. HUERTAS	ESP	MTM Kawasaki	Kawasaki ZX-6R					0		

* WorldSSP Challenge

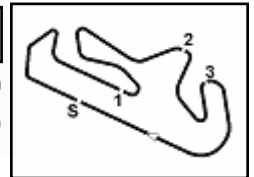
AIR	Humidity:	69%	Temp:	22°C
TRACK	Condition:	Dry	Temp:	25°C

Records	Pole	(SP)	2022	D.Aegerter	1'43.065	160,400	Km/h
	Race	(RC1)	2022	L.Baldassarri	1'44.436	158,290	Km/h
	All Times	(SP)	2022	D.Aegerter	1'43.065	160,400	Km/h

Start 09:10/2022 09:25 End 09:42 The results are provisional until the end of the time limit for protests and appeals and the completion of the technical checks.

These data/results cannot be reproduced, stored and/or transmitted in whole or in part by any manner of electronic, mechanical, photocopying, recording, broadcasting or otherwise now known or herein after developed without the previous express consent by the copyright owner, except for reproduction in daily press and regular printed publications on sale to the public within 60 days of the event related to those data/results and always provided that copyright symbol appears together as follows below.

© DORNA WSBK ORGANIZATION Srl 2022



Pirelli Portuguese Round, 7-9 October 2022
Results Warm Up

Session Highlights

Local Time	No. Rider	Description
09.25.00		Start
09.25.05		WorldSSP Pit Intervention Time: 1min 50secs
09.33.27	83 M. KAWAKAMI	Lap Cancelled [1'48.937] - Exceeded Track Limits - Turn 15
09.33.44	9 S. JESPERSEN	On Asphalt - Re-Joined - Turn 5
09.37.00	25 M. BRENNER	Lap Cancelled [1'46.505] - Yellow Flag - Turn 9
09.37.12	23 I. VINALES	Lap Cancelled [1'46.747] - Yellow Flag - Turn 9
09.38.28	11 N. BULEGA	On Asphalt - Re-Joined - Turn 5
09.39.49	55 Y. MONTELLA	Crashed - Re-Joined - Turn 5
09.42.01		End Of Session

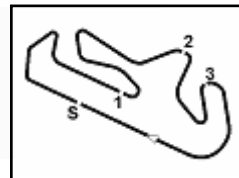
Fastest Laps Sequence

No.	Rider	Nat	Team	Bike	Local Time	Time	Gap	Avg
11	N. BULEGA	ITA	Aruba.it Racing WorldSSP Team	Ducati Panigale V2	09:28'55.324	1'46.183		155,686
50	D. VOSTATEK	CZE	MS Racing Yamaha WorldSSP	Yamaha YZF R6	09:28'57.037	1'45.970	-0.213	155,999
62	S. MANZI	ITA	Dynavolt Triumph	Triumph Street Triple RS	09:28'59.612	1'45.401	-0.569	156,841
56	P. SEBESTYEN	HUN	Evan Bros.WorldSSP Yamaha Team	Yamaha YZF R6	09:29'00.002	1'45.399	-0.002	156,844
77	D. AEGERTER	SUI	Ten Kate Racing Yamaha	Yamaha YZF R6	09:29'44.615	1'45.148	-0.251	157,218
16	J. CLUZEL	FRA	GMT94 Yamaha	Yamaha YZF R6	09:30'06.728	1'44.883	-0.265	157,616
94	A. VERDOIA	FRA	GMT94 Yamaha	Yamaha YZF R6	09:30'06.943	1'44.857	-0.026	157,655
54	B. SOFUOGLU	TUR	MV Agusta Reparto Corse	MV Agusta F3 800 RR	09:30'48.413	1'44.845	-0.012	157,673
66	N. TUULI	FIN	MV Agusta Reparto Corse	MV Agusta F3 800 RR	09:30'51.679	1'44.776	-0.069	157,777
77	D. AEGERTER	SUI	Ten Kate Racing Yamaha	Yamaha YZF R6	09:31'28.793	1'44.178	-0.598	158,682
61	C. ONCU	TUR	Kawasaki Puccetti Racing	Kawasaki ZX-6R	09:32'29.880	1'44.048	-0.130	158,881
77	D. AEGERTER	SUI	Ten Kate Racing Yamaha	Yamaha YZF R6	09:33'12.489	1'43.696	-0.352	159,420
77	D. AEGERTER	SUI	Ten Kate Racing Yamaha	Yamaha YZF R6	09:36'39.978	1'43.655	-0.041	159,483
77	D. AEGERTER	SUI	Ten Kate Racing Yamaha	Yamaha YZF R6	09:40'06.953	1'43.229	-0.426	160,141

Start 09:25 End 09:42 The results are provisional until the end of the time limit for protests and appeals and the completion of the technical checks.

These data/results cannot be reproduced, stored and/or transmitted in whole or in part by any manner of electronic, mechanical, photocopying, recording, broadcasting or otherwise now known or herein after developed without the previous express consent by the copyright owner, except for reproduction in daily press and regular printed publications on sale to the public within 60 days of the event related to those data/results and always provided that copyright symbol appears together as follows below.

© DORNA WSBK ORGANIZATION Srl 2022



Portimao 4.592 m

Pirelli Portuguese Round, 7-9 October 2022

Starting Grid - Race 2 [17 Laps x 4,592 km = 78,064 km]

1	1	77 AEGERTER D. Yamaha 1'43.065	2	64 CARICASULO F. Ducati 1'43.269	3	16 CLUZEL J. Yamaha 1'43.479
2	4	62 MANZI S. Triumph 1'43.534	5	66 TUULI N. MV Agusta 1'43.553	6	28 VAN STRAALEN G. Yamaha 1'43.733
3	7	7 BALDASSARRI L. Yamaha 1'43.933	8	38 SOOMER H. Triumph 1'43.950	9	3 DE ROSA R. Ducati 1'43.955
4	10	55 MONTELLA Y. Kawasaki 1'44.029	11	23 VINALES I. Ducati 1'44.121	12	54 SOFUOGLU B. MV Agusta 1'44.223
5	13	25 BRENNER M. Yamaha 1'44.241	14	61 ONCU C. Kawasaki 1'44.339	15	94 VERDIOIA A. Yamaha 1'44.418
6	16	56 SEBESTYEN P. Yamaha 1'44.648	17	52 HOBELSBERGER P. Yamaha 1'44.752	18	69 BOOTH-AMOS T. Kawasaki 1'44.889
7	19	71 EDWARDS T. Yamaha 1'45.035	20	32 BAYLISS O. Ducati 1'45.064	21	9 JESPERSEN S. Yamaha 1'45.200
8	22	83 KAWAKAMI M. Yamaha 1'45.398	23	47 GIMBERT J. Yamaha 1'45.527	24	73 KOFLER M. Ducati 1'45.542
9	25	21 CURRIE B. Kawasaki 1'45.547	26	50 VOSTATEK O. Yamaha 1'45.548	27	22 FULIGNI F. Ducati 1'45.648
10	28	6 BUIS J. Kawasaki 1'46.156	29	19 DIAZ CORBELLA J. Yamaha 1'46.354	30	11 BULEGA N. Ducati

N.24 [Taccini L.] will not take part in the race. Declared unfit after Race 1
 N.69 [Booth-Amos T.] has been penalized with a 1xLLP [Irresponsible Riding]
 N.99 [Huertas A.] will not take part in the race

09/10/2022 The Race Director

These data/results cannot be reproduced, stored and/or transmitted in whole or in part by any manner of electronic, mechanical, photocopying, recording, broadcasting or otherwise now known or herein after developed without the previous express consent by the copyright owner, except for reproduction in daily press and regular printed publications on sale to the public within 60 days of the event related to those data/results and always provided that copyright symbol appears together as follows below. © DORNA WSBK ORGANIZATION Srl 2022

Pirelli Portuguese Round, 7-9 October 2022
Best Sectors & Speed Warm Up

BEST LAP				
1	77	D. AEGERTER	Yamaha YZF R6	1'43.229
2	16	J. CLUZEL	Yamaha YZF R6	1'43.928
3	3	R. DE ROSA	Ducati Panigale V2	1'44.006
4	61	C. ONCU	Kawasaki ZX-6R	1'44.048
5	64	F. CARICASULO	Ducati Panigale V2	1'44.101
6	66	N. TUULI	MV Agusta F3 800 RR	1'44.111
7	94	A. VERDOIA	Yamaha YZF R6	1'44.165
8	28	G. VAN STRAALLEN	Yamaha YZF R6	1'44.220
9	23	I. VINALES	Ducati Panigale V2	1'44.318
10	7	L. BALDASSARRI	Yamaha YZF R6	1'44.336
11	54	B. SOFUOGLU	MV Agusta F3 800 RR	1'44.427
12	11	N. BULEGA	Ducati Panigale V2	1'44.498
13	62	S. MANZI	Triumph Street Triple RS	1'44.523
14	50	D. VOSTATEK	Yamaha YZF R6	1'44.839
15	56	P. SEBESTYEN	Yamaha YZF R6	1'45.016
16	55	Y. MONTELLA	Kawasaki ZX-6R	1'45.068
17	9	S. JESPERSEN	Yamaha YZF R6	1'45.096
18	73	M. KOFLER	Ducati Panigale V2	1'45.177
19	38	H. SOOMER	Triumph Street Triple RS	1'45.317
20	25	M. BRENNER	Yamaha YZF R6	1'45.489
21	32	D. BAYLISS	Ducati Panigale V2	1'45.560
22	71	T. EDWARDS	Yamaha YZF R6	1'45.770
23	21	B. CURRIE	Kawasaki ZX-6R	1'46.069
24	83	M. KAWAKAMI	Yamaha YZF R6	1'46.161
25	22	F. FULIGNI	Ducati Panigale V2	1'46.238
26	19	J. DIAZ CORBELLA	Yamaha YZF R6	1'46.609
27	69	T. BOOTH-AMOS	Kawasaki ZX-6R	1'49.572
28	6	J. BUIS	Kawasaki ZX-6R	
29	47	J. GIMBERT	Yamaha YZF R6	
30	52	P. HOBELSBERGER	Yamaha YZF R6	
31	99	A. HUERTAS	Kawasaki ZX-6R	

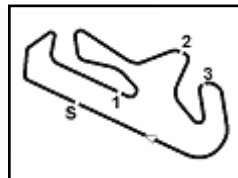
SPEED				
1	64	F. CARICASULO	Ducati Panigale V2	285.2
2	32	D. BAYLISS	Ducati Panigale V2	281.5
3	54	B. SOFUOGLU	MV Agusta F3 800 RR	280.7
4	11	N. BULEGA	Ducati Panigale V2	280.7
5	9	S. JESPERSEN	Yamaha YZF R6	280.0
6	83	M. KAWAKAMI	Yamaha YZF R6	280.0
7	62	S. MANZI	Triumph Street Triple RS	279.3
8	73	M. KOFLER	Ducati Panigale V2	279.3
9	66	N. TUULI	MV Agusta F3 800 RR	277.8
10	3	R. DE ROSA	Ducati Panigale V2	277.8
11	23	I. VINALES	Ducati Panigale V2	277.1
12	47	J. GIMBERT	Yamaha YZF R6	277.1
13	50	D. VOSTATEK	Yamaha YZF R6	277.1
14	21	B. CURRIE	Kawasaki ZX-6R	277.1
15	94	A. VERDOIA	Yamaha YZF R6	276.4
16	55	Y. MONTELLA	Kawasaki ZX-6R	276.4
17	61	C. ONCU	Kawasaki ZX-6R	276.4
18	56	P. SEBESTYEN	Yamaha YZF R6	275.7
19	28	G. VAN STRAALLEN	Yamaha YZF R6	275.0
20	7	L. BALDASSARRI	Yamaha YZF R6	275.0
21	71	T. EDWARDS	Yamaha YZF R6	275.0
22	19	J. DIAZ CORBELLA	Yamaha YZF R6	274.3
23	77	D. AEGERTER	Yamaha YZF R6	272.9
24	22	F. FULIGNI	Ducati Panigale V2	272.9
25	16	J. CLUZEL	Yamaha YZF R6	272.3
26	25	M. BRENNER	Yamaha YZF R6	272.3
27	38	H. SOOMER	Triumph Street Triple RS	270.9
28	52	P. HOBELSBERGER	Yamaha YZF R6	269.6
29	69	T. BOOTH-AMOS	Kawasaki ZX-6R	268.9

SEG. 1			SEG. 2			SEG. 3			SEG. 4						
1	77	D. AEGERTER	33.062	1	77	D. AEGERTER	30.508	1	16	J. CLUZEL	21.361	1	62	S. MANZI	18.275
2	66	N. TUULI	33.201	2	16	J. CLUZEL	30.660	2	77	D. AEGERTER	21.379	2	77	D. AEGERTER	18.280
3	16	J. CLUZEL	33.220	3	8	G. VAN STRAALLEN	30.736	3	3	R. DE ROSA	21.384	3	73	M. KOFLER	18.373
4	61	C. ONCU	33.254	4	3	R. DE ROSA	30.784	4	28	G. VAN STRAALLEN	21.424	4	54	B. SOFUOGLU	18.383
5	94	A. VERDOIA	33.270	5	11	N. BULEGA	30.818	5	61	C. ONCU	21.435	5	64	F. CARICASULO	18.396
6	23	I. VINALES	33.295	6	7	L. BALDASSARRI	30.824	6	94	A. VERDOIA	21.468	6	3	R. DE ROSA	18.405
7	64	F. CARICASULO	33.306	7	94	A. VERDOIA	30.828	7	54	B. SOFUOGLU	21.490	7	61	C. ONCU	18.445
8	3	R. DE ROSA	33.352	8	64	F. CARICASULO	30.850	8	66	N. TUULI	21.497	8	94	A. VERDOIA	18.446
9	11	N. BULEGA	33.364	9	62	S. MANZI	30.901	9	64	F. CARICASULO	21.508	9	66	N. TUULI	18.447
10	28	G. VAN STRAALLEN	33.392	10	61	C. ONCU	30.907	10	23	I. VINALES	21.559	10	55	Y. MONTELLA	18.476
11	7	L. BALDASSARRI	33.433	11	23	I. VINALES	30.925	11	7	L. BALDASSARRI	21.571	11	9	S. JESPERSEN	18.490
12	62	S. MANZI	33.451	12	54	B. SOFUOGLU	30.925	12	62	S. MANZI	21.574	12	23	I. VINALES	18.501
13	9	S. JESPERSEN	33.488	13	56	P. SEBESTYEN	30.944	13	50	D. VOSTATEK	21.578	13	16	J. CLUZEL	18.502
14	73	M. KOFLER	33.490	14	66	N. TUULI	30.966	14	56	P. SEBESTYEN	21.585	14	7	L. BALDASSARRI	18.503
15	54	B. SOFUOGLU	33.529	15	73	M. KOFLER	30.998	15	55	Y. MONTELLA	21.588	15	28	G. VAN STRAALLEN	18.515
16	56	P. SEBESTYEN	33.560	16	50	D. VOSTATEK	31.002	16	11	N. BULEGA	21.593	16	32	D. BAYLISS	18.540
17	32	D. BAYLISS	33.595	17	38	H. SOOMER	31.039	17	38	H. SOOMER	21.648	17	25	M. BRENNER	18.553
18	55	Y. MONTELLA	33.610	18	55	Y. MONTELLA	31.150	18	25	M. BRENNER	21.660	18	50	D. VOSTATEK	18.562
19	50	D. VOSTATEK	33.646	19	9	S. JESPERSEN	31.169	19	9	S. JESPERSEN	21.722	19	38	H. SOOMER	18.567
20	38	H. SOOMER	33.749	20	32	D. BAYLISS	31.239	20	21	B. CURRIE	21.767	20	71	T. EDWARDS	18.573
21	25	M. BRENNER	33.776	21	25	M. BRENNER	31.270	21	71	T. EDWARDS	21.874	21	56	P. SEBESTYEN	18.574
22	71	T. EDWARDS	33.780	22	71	T. EDWARDS	31.339	22	19	J. DIAZ CORBELLA	21.877	22	11	N. BULEGA	18.575
23	83	M. KAWAKAMI	33.834	23	22	F. FULIGNI	31.380	23	73	M. KOFLER	21.888	23	21	B. CURRIE	18.615
24	19	J. DIAZ CORBELLA	34.016	24	83	M. KAWAKAMI	31.427	24	22	F. FULIGNI	21.910	24	83	M. KAWAKAMI	18.674
25	22	F. FULIGNI	34.028	25	21	B. CURRIE	31.429	25	32	D. BAYLISS	22.012	25	22	F. FULIGNI	18.770
26	21	B. CURRIE	34.117	26	19	J. DIAZ CORBELLA	31.528	26	83	M. KAWAKAMI	22.045	26	69	T. BOOTH-AMOS	18.847
27	47	J. GIMBERT	34.118	27	69	T. BOOTH-AMOS	32.071	27	69	T. BOOTH-AMOS	22.310	27	19	J. DIAZ CORBELLA	18.913
28	69	T. BOOTH-AMOS	34.520	28	52	P. HOBELSBERGER	34.126	28	52	P. HOBELSBERGER	23.179	28	52	P. HOBELSBERGER	18.983
29	52	P. HOBELSBERGER	36.635	29	47	J. GIMBERT	35.163	29	47	J. GIMBERT	23.479	29	47	J. GIMBERT	19.947
				30	6	J. BUIS	36.659	30	6	J. BUIS	23.991				

09/10/2022

These data/results cannot be reproduced, stored and/or transmitted in whole or in part by any manner of electronic, mechanical, photocopying, recording, broadcasting or otherwise now known or herein after developed without the previous express consent by the copyright owner, except for reproduction in daily press and regular printed publications on sale to the public within 60 days of the event related to those data/results and always provided that copyright symbol appears together as follows below.

© DORNA WSBK ORGANIZATION Srl 2022



Portimao 4.592 m

Pirelli Portuguese Round, 7-9 October 2022
Ideal Times Warm Up

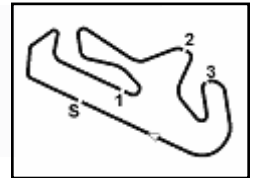
No. Rider	Nat	Bike	Seg. 1 Diff. 1	Seg. 2 Diff. 2	Seg. 3 Diff. 3	Seg. 4 Diff. 4	Ideal Time Best Lap	Pos.	Diff.
1 77 D. AEGERTER	SUI	Yamaha YZF R6	33.062	30.508	21.379	18.280	1'43.229 1'43.229	1	
2 16 J. CLUZEL	FRA	Yamaha YZF R6	33.220	30.660	21.361 +0.090	18.502 +0.095	1'43.743 1'43.928	2	0.185
3 3 R. DE ROSA	ITA	Ducati Panigale V2	33.352	30.784	21.384	18.405 +0.081	1'43.925 1'44.006	3	0.081
4 94 A. VERDOIA	FRA	Yamaha YZF R6	33.270 +0.062	30.828	21.468 +0.091	18.446	1'44.012 1'44.165	7	0.153
5 61 C. ONCU	TUR	Kawasaki ZX-6R	33.254	30.907 +0.007	21.435	18.445	1'44.041 1'44.048	4	0.007
6 64 F. CARICASULO	ITA	Ducati Panigale V2	33.306	30.850 +0.026	21.508 +0.015	18.396	1'44.060 1'44.101	5	0.041
7 28 G. VAN STRAALEN	NED	Yamaha YZF R6	33.392	30.736	21.424 +0.153	18.515	1'44.067 1'44.220	8	0.153
8 66 N. TUULI	FIN	MV Agusta F3 800 RR	33.201	30.966	21.497	18.447	1'44.111 1'44.111	6	
9 62 S. MANZI	ITA	Triumph Street Triple RS	33.451 +0.162	30.901	21.574	18.275 +0.160	1'44.201 1'44.523	13	0.322
10 23 I. VINALES	ESP	Ducati Panigale V2	33.295	30.925	21.559 +0.038	18.501	1'44.280 1'44.318	9	0.038
11 54 B. SOFUOGLU	TUR	MV Agusta F3 800 RR	33.529	30.925	21.490 +0.039	18.383 +0.061	1'44.327 1'44.427	11	0.100
12 7 L. BALDASSARRI	ITA	Yamaha YZF R6	33.433	30.824	21.571 +0.005	18.503	1'44.331 1'44.336	10	0.005
13 11 N. BULEGA	ITA	Ducati Panigale V2	33.364	30.818 +0.082	21.593 +0.041	18.575 +0.025	1'44.350 1'44.498	12	0.148
14 56 P. SEBESTYEN	HUN	Yamaha YZF R6	33.560 +0.060	30.944 +0.111	21.585	18.574 +0.182	1'44.663 1'45.016	15	0.353
15 73 M. KOFLER	AUT	Ducati Panigale V2	33.490 +0.191	30.998	21.888	18.373 +0.237	1'44.749 1'45.177	18	0.428
16 50 D. VOSTATEK	CZE	Yamaha YZF R6	33.646	31.002 +0.023	21.578	18.562 +0.028	1'44.788 1'44.839	14	0.051
17 55 Y. MONTELLA	ITA	Kawasaki ZX-6R	33.610	31.150 +0.130	21.588	18.476 +0.114	1'44.824 1'45.068	16	0.244
18 9 S. JESPERSEN	DEN	Yamaha YZF R6	33.488 +0.187	31.169	21.722 +0.004	18.490 +0.036	1'44.869 1'45.096	17	0.227
19 38 H. SOOMER	EST	Triumph Street Triple RS	33.749	31.039 +0.056	21.648 +0.117	18.567 +0.141	1'45.003 1'45.317	19	0.314
20 25 M. BRENNER	SUI	Yamaha YZF R6	33.776 +0.044	31.270 +0.082	21.660 +0.104	18.553	1'45.259 1'45.489	20	0.230
21 32 D. BAYLISS	AUS	Ducati Panigale V2	33.595 +0.112	31.239	22.012	18.540 +0.062	1'45.386 1'45.560	21	0.174
22 71 T. EDWARDS	AUS	Yamaha YZF R6	33.780	31.339 +0.036	21.874 +0.061	18.573 +0.107	1'45.566 1'45.770	22	0.204
23 21 B. CURRIE	AUS	Kawasaki ZX-6R	34.117 +0.092	31.429	21.767	18.615 +0.049	1'45.928 1'46.069	23	0.141
24 83 M. KAWAKAMI	BRA	Yamaha YZF R6	33.834	31.427	22.045 +0.160	18.674 +0.021	1'45.980 1'46.161	24	0.181
25 22 F. FULIGNI	ITA	Ducati Panigale V2	34.028	31.380 +0.071	21.910 +0.045	18.770 +0.034	1'46.088 1'46.238	25	0.150
26 19 J. DIAZ CORBELLA	ESP	Yamaha YZF R6	34.016 +0.062	31.528	21.877 +0.146	18.913 +0.067	1'46.334 1'46.609	26	0.275
27 69 T. BOOTH-AMOS	GBR	Kawasaki ZX-6R	34.520 +1.300	32.071 +0.380	22.310	18.847 +0.144	1'47.748 1'49.572	27	1.824
6 J. BUIS	NED	Kawasaki ZX-6R							
47 J. GIMBERT	FRA	Yamaha YZF R6							
52 P. HOBELBERGER	GER	Yamaha YZF R6							
99 A. HUERTAS	ESP	Kawasaki ZX-6R							
Overall Ideal Time			33.062	30.508	21.361	18.275	1'43.206		

09/10/2022

These data/results cannot be reproduced, stored and/or transmitted in whole or in part by any manner of electronic, mechanical, photocopying, recording, broadcasting or otherwise now known or herein after developed without the previous express consent by the copyright owner, except for reproduction in daily press and regular printed publications on sale to the public within 60 days of the event related to those data/results and always provided that copyright symbol appears together as follows below.

© DORNA WSBK ORGANIZATION Srl 2022

FIGR PERUGIA TIMING

Portimao 4.592 m

1 / 3

Pirelli Portuguese Round, 7-9 October 2022
Chronological Analysis Warm Up

1° 77 D. AEGERTER [1'43.229]							
Lap	Seg1	Seg2	Seg3	Seg4	Lap Time	km/h	Local Time
1		32.840	22.298	18.806			9:27'59.467
2	33.650	31.214	21.744	18.540	1'45.148	270,9	9:29'44.615
3	33.352	30.782	21.650	18.394	1'44.178	270,9	9:31'28.793
4	33.139	30.615	21.650	18.292	1'43.696	272,3	9:33'12.489
5	33.128	30.808	21.556	18.342	1'43.834	272,9	9:34'56.323
6	33.105	30.723	21.483	18.344	1'43.655	272,3	9:36'39.978
7	33.193	30.641	21.571	18.341	1'43.746	271,6	9:38'23.724
8	33.062	30.508	21.379	18.280	1'43.229	271,6	9:40'06.953

2° 16 J. CLUZEL [1'43.928]							
Lap	Seg1	Seg2	Seg3	Seg4	Lap Time	km/h	Local Time
1		32.796	22.091	18.905			9:28'21.845
2	33.706	31.075	21.495	18.607	1'44.883	267,6	9:30'06.728
3	33.491	30.832	21.361	18.573	1'44.257	268,2	9:31'50.985
4	33.462	30.790	21.463	18.502	1'44.217	269,6	9:33'35.202
5	33.332	32.334	22.158	18.745	1'46.569	270,2	9:35'21.771
6	33.220	30.660	21.451	18.597	1'43.928	272,3	9:37'05.699
7	33.402	30.690	21.434	18.551	1'44.077	271,6	9:38'49.776
8	33.392	30.691	21.441	18.510	1'44.034	271,6	9:40'33.810

3° 3 R. DE ROSA [1'44.006]							
Lap	Seg1	Seg2	Seg3	Seg4	Lap Time	km/h	Local Time
1		33.553	22.867	19.026			9:28'01.847
2	34.268	31.682	21.852	18.619	1'46.421	271,6	9:29'48.268
3	33.567	31.026	21.428	18.529	1'44.550	272,9	9:31'32.818
4	33.540	31.034	21.534	18.470	1'44.578	276,4	9:33'17.396
5	33.535	30.919	21.445	18.509	1'44.408	273,6	9:35'01.804
6	33.352	30.784	21.384	18.486	1'44.006	274,3	9:36'45.810
7	33.503	30.886	21.525	18.509	1'44.423	274,3	9:38'30.233
8	33.461	30.786	21.499	18.405	1'44.151	277,8	9:40'14.384

4° 61 C. ONCU [1'44.048]							
Lap	Seg1	Seg2	Seg3	Seg4	Lap Time	km/h	Local Time
1		34.447	22.687	18.522			9:27'12.536
2	33.594	31.685	22.422	18.829	1'46.530	273,6	9:28'59.066
3	33.704	31.126	22.465	19.471	1'46.766	272,9	9:30'45.832
4	33.254	30.914	21.435	18.445	1'44.048	276,4	9:32'29.880
5	33.574	30.966	21.458	38.757	2'04.755P	271,6	9:34'34.635
6	2'43.647	31.122	21.550	18.661	3'54.980P		9:38'29.615
7	33.541	30.907	22.592	18.635	1'45.675	273,6	9:40'15.290

5° 64 F. CARICASULO [1'44.101]							
Lap	Seg1	Seg2	Seg3	Seg4	Lap Time	km/h	Local Time
1		32.640	34.425	19.849			9:27'49.367
2	33.817	31.544	21.731	18.723	1'45.815	273,6	9:29'35.182
3	33.582	31.245	21.711	18.682	1'45.220	273,6	9:31'20.402
4	33.336	31.225	21.526	18.694	1'44.781	276,4	9:33'05.183
5	33.870	40.216	21.606	18.560	1'54.252	277,8	9:34'59.435
6	33.322	30.914	21.508	18.510	1'44.254	279,3	9:36'43.689
7	33.386	30.850	21.573	18.455	1'44.264	280,7	9:38'27.953
8	33.306	30.876	21.523	18.396	1'44.101	285,2	9:40'12.054

6° 66 N. TUULI [1'44.111]							
Lap	Seg1	Seg2	Seg3	Seg4	Lap Time	km/h	Local Time
1		33.091	22.640	18.841			9:27'12.541
2	34.060	31.428	26.488	22.386	1'54.362	270,2	9:29'06.903
3	33.558	30.999	21.671	18.548	1'44.776	272,3	9:30'51.679
4	33.201	30.966	21.497	18.447	1'44.111	274,3	9:32'35.790
5	36.357	31.101	22.738	18.759	1'48.955	272,3	9:34'24.745
6	33.431	31.056	21.666	18.529	1'44.682	273,6	9:36'09.427

7	33.559	31.042	21.518	18.481	1'44.600	277,8	9:37'54.027
8	33.534	31.035	24.408	18.877	1'47.854	277,1	9:39'41.881
9	34.032	37.621	23.697	18.924	1'54.274	274,3	9:41'36.155

7° 94 A. VERDOIA [1'44.165]							
Lap	Seg1	Seg2	Seg3	Seg4	Lap Time	km/h	Local Time
1		32.791	22.187	18.872			9:28'22.086
2	33.678	31.123	21.601	18.455	1'44.857	270,9	9:30'06.943
3	33.541	30.981	21.468	18.543	1'44.533	275,0	9:31'51.476
4	33.332	30.828	21.559	18.446	1'44.165	275,7	9:33'35.641
5	33.311	31.321	21.623	18.652	1'44.907	276,4	9:35'20.548
6	33.586	31.133	21.731	18.685	1'45.135	270,9	9:37'05.683
7	33.719	30.962	21.573	18.516	1'44.770	268,9	9:38'50.453
8	33.270	30.882	21.555	18.540	1'44.247	275,0	9:40'34.700

8° 28 G. VAN STRAALEN [1'44.220]							
Lap	Seg1	Seg2	Seg3	Seg4	Lap Time	km/h	Local Time
1		32.606	22.221	18.747			9:27'59.628
2	33.843	31.126	21.793	18.776	1'45.538	270,9	9:29'45.166
3	33.392	30.736	21.577	18.515	1'44.220	275,0	9:31'29.386
4	33.398	30.880	21.469	18.533	1'44.280	271,6	9:33'13.666
5	33.512	30.978	21.424	18.560	1'44.474	269,6	9:34'58.140
6	33.480	30.997	21.500	18.656	1'44.633	269,6	9:36'42.773
7	33.589	31.018	21.659	18.627	1'44.893	268,9	9:38'27.666
8	34.733	31.185	21.890	18.886	1'46.694	269,6	9:40'14.360

9° 23 I. VINALES [1'44.318]							
Lap	Seg1	Seg2	Seg3	Seg4	Lap Time	km/h	Local Time
1		37.000	31.505	20.382			9:27'44.089
2	34.295	31.657	22.003	18.792	1'46.747C	266,9	9:29'30.836
3	33.765	31.188	21.677	18.659	1'45.289	270,9	9:31'16.125
4	33.588	31.127	21.663	18.518	1'44.896	272,9	9:33'01.021
5	38.511	31.591	22.134	18.876	1'51.112	272,9	9:34'52.133
6	34.047	31.418	28.805	20.052	1'54.322	269,6	9:36'46.455
7	33.525	30.980	21.559	18.701	1'44.765	275,7	9:38'31.220
8	33.295	30.925	21.597	18.501	1'44.318	277,1	9:40'15.538

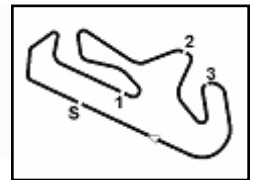
10° 7 L. BALDASSARRI [1'44.336]							
Lap	Seg1	Seg2	Seg3	Seg4	Lap Time	km/h	Local Time
1		32.757	22.429	18.725			9:28'10.929
2	34.034	31.380	21.915	18.530	1'45.859	273,6	9:29'56.788
3	33.566	31.564	21.713	18.665	1'45.508	275,0	9:31'42.296
4	33.713	31.011	21.710	18.597	1'45.031	272,9	9:33'27.327
5	33.476	31.016	21.571	18.600	1'44.663	273,6	9:35'11.990
6	35.125	31.450	23.134	18.726	1'48.435	273,6	9:37'00.425
7	33.581	30.943	21.633	18.613	1'44.770	271,6	9:38'45.195
8	33.433	30.824	21.576	18.503	1'44.336	273,6	9:40'29.531

11° 54 B. SOFUOGLU [1'44.427]							
Lap	Seg1	Seg2	Seg3	Seg4	Lap Time	km/h	Local Time
1		32.826	22.220	18.745			9:27'18.020
2	33.988	31.338	21.698	18.524	1'45.548	273,6	9:29'03.568
3	33.649	31.200	21.613	18.383	1'44.845	275,0	9:30'48.413
4	34.931	34.611	22.790	18.549	1'50.881	280,7	9:32'39.294
5	33.726	30.975	21.540	18.459	1'44.700	277,1	9:34'23.994
6	33.682	31.336	21.618	18.516	1'45.152	274,3	9:36'09.146
7	33.613	30.975	21.490	18.392	1'44.470	276,4	9:37'53.616
8	33.532	31.351	23.634	18.565	1'47.082	276,4	9:39'40.698
9	33.529	30.925	21.529	18.444	1'44.427	275,0	9:41'25.125

09/10/2022 P = Pits In/Out - C = Lap Time Cancelled

These data/results cannot be reproduced, stored and/or transmitted in whole or in part by any manner of electronic, mechanical, photocopying, recording, broadcasting or otherwise now known or herein after developed without the previous express consent by the copyright owner, except for reproduction in daily press and regular printed publications on sale to the public within 60 days of the event related to those data/results and always provided that copyright symbol appears together as follows below.

© DORNA WSBK ORGANIZATION Srl 2022



Portimao 4.592 m

Pirelli Portuguese Round, 7-9 October 2022
Chronological Analysis Warm Up

2 / 3

12° 11 N. BULEGA [1'44.498]							
Lap	Seg.1	Seg.2	Seg.3	Seg.4	Lap Time	km/h	Local Time
1		33.041	22.927	18.900			9:27'09.141
2	33.957	31.678	21.898	18.650	1'46.183	274,3	9:28'55.324
3	33.997	31.051	21.645	18.624	1'45.317	270,2	9:30'40.641
4	33.585	30.902	21.679	18.627	1'44.793	270,9	9:32'25.434
5	33.521	30.860	21.624	18.638	1'44.643	272,9	9:34'10.077
6	33.550	30.818	21.593	18.619	1'44.580	272,3	9:35'54.657
7	33.423	30.899	21.626	18.598	1'44.546	270,2	9:37'39.203
8	38.515	37.434	21.869	18.575	1'56.393	273,6	9:39'35.596
9	33.364	30.900	21.634	18.600	1'44.498	280,7	9:41'20.094

13° 62 S. MANZI [1'44.523]							
Lap	Seg.1	Seg.2	Seg.3	Seg.4	Lap Time	km/h	Local Time
1		32.394	22.359	18.635			9:27'14.211
2	33.692	31.227	21.954	18.528	1'45.401	277,1	9:28'59.612
3	33.887	31.383	22.003	18.475	1'45.748	279,3	9:30'45.360
4	33.451	30.987	21.847	18.275	1'44.560	275,7	9:32'29.920
5	33.554	31.225	22.289	18.930	1'45.998	276,4	9:34'15.918
6	37.014	31.297	22.141	18.526	1'48.978	277,1	9:36'04.899
7	33.613	30.901	21.574	18.435	1'44.523	273,6	9:37'49.416
8	33.578	30.944	21.623	18.558	1'44.703	274,3	9:39'34.122
9	38.092	37.127	29.060	18.563	2'02.842	271,6	9:41'36.964

14° 50 O. VOSTATEK [1'44.839]							
Lap	Seg.1	Seg.2	Seg.3	Seg.4	Lap Time	km/h	Local Time
1		32.267	24.316	18.868			9:27'11.067
2	34.173	31.392	21.823	18.582	1'45.970	272,9	9:28'57.037
3	33.885	31.291	21.792	18.562	1'45.530	277,1	9:30'42.567
4	33.697	31.002	21.660	18.605	1'44.964	271,6	9:32'27.531
5	33.646	31.025	21.578	18.590	1'44.839	271,6	9:34'12.370
6	33.704	31.184	21.671	18.727	1'45.286	270,9	9:35'57.656
7	33.701	31.125	21.759	18.725	1'45.310	270,2	9:37'42.966
8	34.170	32.694	26.128	18.626	1'51.618	270,2	9:39'34.584
9	34.173	32.218	25.600	18.916	1'50.907	272,9	9:41'25.491

15° 56 P. SEBASTYEN [1'45.016]							
Lap	Seg.1	Seg.2	Seg.3	Seg.4	Lap Time	km/h	Local Time
1		32.232	22.126	18.719			9:27'14.603
2	33.742	31.215	21.825	18.617	1'45.399	274,3	9:29'00.002
3	33.948	31.274	21.915	18.643	1'45.780	274,3	9:30'45.782
4	33.888	31.106	21.866	18.574	1'45.434	273,6	9:32'31.216
5	33.758	31.373	27.521	23.373	1'56.025	271,6	9:34'27.241
6	33.560	30.944	22.775	20.749	1'48.028	275,7	9:36'15.269
7	33.620	31.055	21.585	18.756	1'45.016	272,9	9:38'00.285
8	33.624	31.150	21.760	18.707	1'45.241	275,0	9:39'45.526
9	33.630	30.994	21.787	18.833	1'45.244	274,3	9:41'30.770

16° 55 Y. MONTELLA [1'45.068]							
Lap	Seg.1	Seg.2	Seg.3	Seg.4	Lap Time	km/h	Local Time
1		32.561	22.800	18.888			9:28'10.346
2	34.136	31.721	21.784	18.693	1'46.334	270,9	9:29'56.680
3	34.001	31.479	21.744	18.493	1'45.717	272,3	9:31'42.397
4	33.861	31.150	21.644	18.476	1'45.131	271,6	9:33'27.528
5	33.610	31.280	21.588	18.590	1'45.068	275,7	9:35'12.596
6	33.628	31.447	23.687	19.026	1'47.788	276,4	9:37'00.384
7	33.835	31.308	21.686	18.705	1'45.534	271,6	9:38'45.918
8	33.746	55.118	24.359	41.975	2'35.198P	275,7	9:41'21.116

17° 9 S. JESPERSEN [1'45.096]							
Lap	Seg.1	Seg.2	Seg.3	Seg.4	Lap Time	km/h	Local Time
1		32.502	22.249	18.774			9:27'14.927

2	33.910	31.383	21.850	18.611	1'45.754	275,0	9:29'00.681
3	33.868	31.486	21.924	18.490	1'45.768	280,0	9:30'46.449
4	33.675	31.169	21.726	18.526	1'45.096	275,0	9:32'31.545
5	42.164	37.600	22.193	20.567	2'02.524	277,8	9:34'34.069
6	33.991	31.336	21.856	18.829	1'46.012	270,2	9:36'20.081
7	33.858	31.456	21.924	18.777	1'46.015	270,2	9:38'06.096
8	34.278	31.998	23.663	18.801	1'48.740	267,6	9:39'54.836
9	33.488	31.391	21.722	18.725	1'45.326	271,6	9:41'40.162

18° 73 M. KOFLER [1'45.177]							
Lap	Seg.1	Seg.2	Seg.3	Seg.4	Lap Time	km/h	Local Time
1		32.534	24.586	19.082			9:27'09.503
2	34.486	31.963	22.148	18.765	1'47.362	273,6	9:28'56.865
3	33.810	32.264	22.250	18.799	1'47.123	272,9	9:30'43.988
4	33.604	31.206	22.054	18.432	1'45.296	273,6	9:32'29.284
5	33.633	31.191	22.142	18.692	1'45.658	279,3	9:34'14.942
6	36.990	32.079	22.670	18.373	1'50.112	272,9	9:36'05.054
7	33.681	30.998	21.888	18.610	1'45.177	275,7	9:37'50.231
8	33.490	31.089	21.962	18.654	1'45.195	276,4	9:39'35.426
9	33.863	31.180	21.994	18.564	1'45.601	275,0	9:41'21.027

19° 38 H. SOOMER [1'45.317]							
Lap	Seg.1	Seg.2	Seg.3	Seg.4	Lap Time	km/h	Local Time
1		32.886	22.070	18.892			9:27'01.698
2	34.208	49.084	22.142	18.741	2'04.175	263,7	9:29'05.873
3	33.798	31.262	21.945	18.726	1'45.731	268,9	9:30'51.604
4	33.862	31.039	22.070	18.567	1'45.538	270,9	9:32'37.142
5	33.898	31.551	22.012	38.931	2'06.392P	270,9	9:34'43.534
6	1'40.765	31.811	22.020	18.849	2'53.445P		9:37'36.979
7	33.857	31.152	21.648	18.663	1'45.320	267,6	9:39'22.299
8	33.749	31.095	21.765	18.708	1'45.317	266,9	9:41'07.616

20° 25 M. BRENNER [1'45.489]							
Lap	Seg.1	Seg.2	Seg.3	Seg.4	Lap Time	km/h	Local Time
1		32.776	23.110	19.707			9:27'42.630
2	34.194	31.642	22.003	18.666	1'46.505C	264,9	9:29'29.135
3	34.010	31.568	21.948	18.652	1'46.178	266,9	9:31'15.313
4	33.860	31.330	21.721	18.715	1'45.626	268,2	9:33'00.939
5	33.942	31.270	21.818	18.566	1'45.596	268,2	9:34'46.535
6	37.766	31.903	24.481	19.944	1'54.094	268,2	9:36'40.629
7	33.820	31.352	21.764	18.553	1'45.489	272,3	9:38'26.118
8	33.776	31.480	21.660	18.745	1'45.661	269,6	9:40'11.779

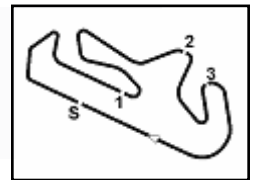
21° 32 O. BAYLISS [1'45.560]							
Lap	Seg.1	Seg.2	Seg.3	Seg.4	Lap Time	km/h	Local Time
1		33.665	23.231	18.857			9:27'13.206
2	34.097	31.723	22.696	18.715	1'47.231	277,8	9:29'00.437
3	34.125	31.814	22.138	18.586	1'46.663	279,3	9:30'47.100
4	33.595	31.795	22.079	18.731	1'46.200	281,5	9:32'33.300
5	34.056	31.800	26.899	18.881	1'51.636	275,0	9:34'24.936
6	33.827	31.529	23.144	18.722	1'47.222	275,0	9:36'12.158
7	34.070	32.678	23.122	18.540	1'48.410	275,0	9:38'00.568
8	33.707	31.239	22.012	18.602	1'45.560	279,3	9:39'46.128
9	33.669	31.289	22.250	18.642	1'45.850	276,4	9:41'31.978

22° 71 T. EDWARDS [1'45.770]							
Lap	Seg.1	Seg.2	Seg.3	Seg.4	Lap Time	km/h	Local Time
1		33.370	22.874	19.388			9:27'07.732
2	34.642	32.226	22.547	18.670	1'48.085	263,7	9:28'55.817
3	34.032	31.581	21.907	18.694	1'46.214	270,2	9:30'42.031
4	33.955	33.434	22.749	18.573	1'48.711	269,6	9:32'30.742
5	33.967	31.339	21.874	18.691	1'45.871	275,0	9:34'16.613

09/10/2022 P = Pits In/Out - C = Lap Time Cancelled

These data/results cannot be reproduced, stored and/or transmitted in whole or in part by any manner of electronic, mechanical, photocopying, recording, broadcasting or otherwise now known or herein after developed without the previous express consent by the copyright owner, except for reproduction in daily press and regular printed publications on sale to the public within 60 days of the event related to those data/results and always provided that copyright symbol appears together as follows below.

© DORNA WSBK ORGANIZATION Srl 2022



Portimao 4.592 m

3 / 3

Pirelli Portuguese Round, 7-9 October 2022
Chronological Analysis Warm Up

6	33.780	31.375	21.935	18.680	1'45.770	272,9	9:36'02.383
7	33.828	31.687	22.033	18.791	1'46.339	269,6	9:37'48.722
8	39.384	31.519	23.997	18.723	1'53.623	270,2	9:39'42.345
9	33.940	31.943	27.801	22.129	1'55.813	273,6	9:41'38.158

2	5'01.709	36.659	23.991	40.027	6'42.386P	9:34'29.662
---	----------	--------	--------	--------	-----------	-------------

23° 21 B. CURRIE [1'46.069]

Lap	Seg.1	Seg.2	Seg.3	Seg.4	Lap Time	km/h	Local Time
1		33.778	22.670	19.099			9:27'08.823
2	35.012	31.859	21.957	18.615	1'47.443	265,6	9:28'56.266
3	34.307	31.654	22.137	18.620	1'46.718	274,3	9:30'42.984
4	34.209	31.429	21.767	18.664	1'46.069	274,3	9:32'29.053
5	39.736	31.785	24.431	20.989	1'56.941	271,6	9:34'25.994
6	34.118	31.527	21.948	18.905	1'46.498	275,7	9:36'12.492
7	34.117	31.625	22.036	18.967	1'46.745	277,1	9:37'59.237
8	37.182	33.108	27.947	19.210	1'57.447	270,9	9:39'56.684

29° 47 J. GIMBERT

Lap	Seg.1	Seg.2	Seg.3	Seg.4	Lap Time	km/h	Local Time
1		35.163	23.479	19.947			9:27'15.257
2	34.118	1'01.546	23.499	40.118	2'39.281P	277,1	9:29'54.538

30° 52 P. HOBELSBERGER

Lap	Seg.1	Seg.2	Seg.3	Seg.4	Lap Time	km/h	Local Time
1		34.126	23.179	18.983			9:28'03.955
2	36.635	40.347	23.899	38.185	2'19.066P	269,6	9:30'23.021
3	4'39.723	43.104	26.630	39.586	6'29.043P		9:36'52.064

24° 83 M. KAWAKAMI [1'46.161]

Lap	Seg.1	Seg.2	Seg.3	Seg.4	Lap Time	km/h	Local Time
1		33.609	22.783	19.032			9:27'10.447
2	34.951	32.237	22.673	19.076	1'48.937C	269,6	9:28'59.384
3	34.566	31.976	22.406	18.789	1'47.737	270,9	9:30'47.121
4	34.157	31.908	22.123	18.754	1'46.942	275,0	9:32'34.063
5	34.063	31.764	24.192	21.146	1'51.165	271,6	9:34'25.228
6	34.052	31.622	22.045	18.737	1'46.456	280,0	9:36'11.684
7	34.125	31.804	24.127	18.794	1'48.850	271,6	9:38'00.534
8	34.071	31.576	22.060	18.674	1'46.381	275,7	9:39'46.915
9	33.834	31.427	22.205	18.695	1'46.161	272,9	9:41'33.076

25° 22 F. FULIGNI [1'46.238]

Lap	Seg.1	Seg.2	Seg.3	Seg.4	Lap Time	km/h	Local Time
1		33.072	23.056	19.358			9:27'56.528
2	34.983	32.152	22.652	18.801	1'48.588	266,9	9:29'45.116
3	34.204	31.661	22.209	18.867	1'46.941	272,3	9:31'32.057
4	34.368	31.539	22.002	18.770	1'46.679	270,9	9:33'18.736
5	34.144	31.467	21.981	18.799	1'46.391	272,9	9:35'05.127
6	34.067	31.380	21.946	18.871	1'46.264	271,6	9:36'51.391
7	34.028	31.451	21.955	18.804	1'46.238	270,2	9:38'37.629
8	34.164	31.407	21.910	18.896	1'46.377	270,9	9:40'24.006

26° 19 J. DIAZ CORBELLA [1'46.609]

Lap	Seg.1	Seg.2	Seg.3	Seg.4	Lap Time	km/h	Local Time
1		34.231	23.357	19.175			9:27'09.157
2	35.280	32.505	22.374	19.154	1'49.313	269,6	9:28'58.470
3	34.394	31.908	22.613	19.013	1'47.928	270,2	9:30'46.398
4	34.459	32.042	22.113	19.029	1'47.643	269,6	9:32'34.041
5	40.014	33.702	24.613	22.072	2'00.401	271,6	9:34'34.442
6	34.272	31.793	21.906	19.038	1'47.009	272,9	9:36'21.451
7	34.078	31.528	22.023	18.980	1'46.609	268,9	9:38'08.060
8	34.016	31.679	22.051	19.095	1'46.841	268,9	9:39'54.901
9	34.179	31.641	21.877	18.913	1'46.610	274,3	9:41'41.511

27° 69 T. BOOTH-AMOS [1'49.572]

Lap	Seg.1	Seg.2	Seg.3	Seg.4	Lap Time	km/h	Local Time
1		34.677	25.322	19.273			9:29'17.054
2	35.820	32.451	22.310	18.991	1'49.572	266,9	9:31'06.626
3	34.520	32.071	25.962	41.104	2'13.657P	268,9	9:33'20.283
4	7'02.199	32.840	23.525	18.847	8'17.411P		9:41'37.694

28° 6 J. BUIS

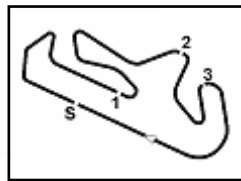
Lap	Seg.1	Seg.2	Seg.3	Seg.4	Lap Time	km/h	Local Time
1		44.630	25.272	41.111			9:27'47.276

09/10/2022 P = Pits In/Out - C = Lap Time Cancelled

These data/results cannot be reproduced, stored and/or transmitted in whole or in part by any manner of electronic, mechanical, photocopying, recording, broadcasting or otherwise now known or herein after developed without the previous express consent by the copyright owner, except for reproduction in daily press and regular printed publications on sale to the public within 60 days of the event related to those data/results and always provided that copyright symbol appears together as follows below.

© DORNA WSBK ORGANIZATION Srl 2022



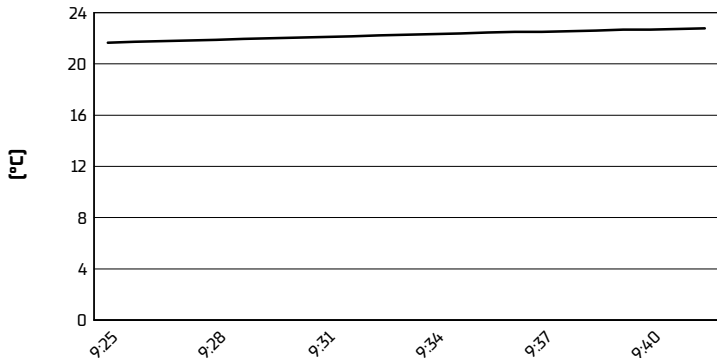


Portimao 4.592 m

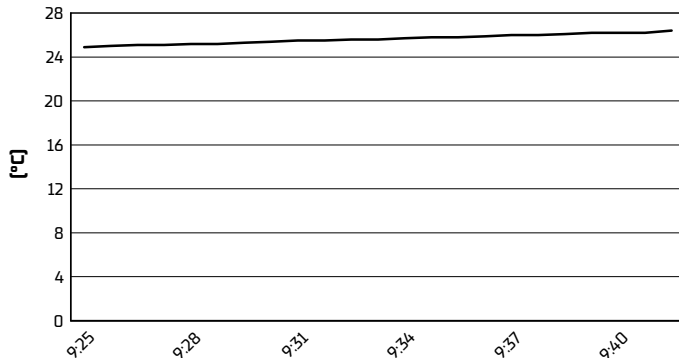
Pirelli Portuguese Round, 7-9 October 2022
Weather Report Warm Up

Session started 09:25 - Session ended 9:42

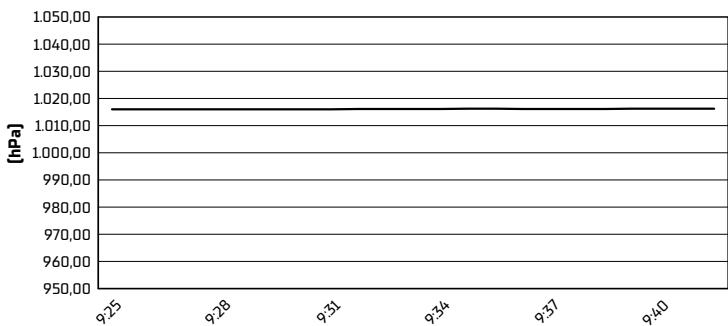
Air Temperature



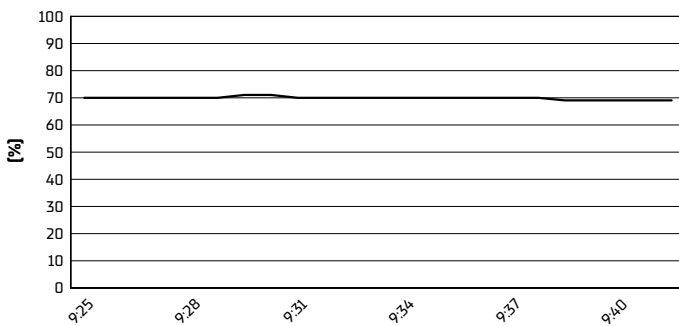
Track Temperature



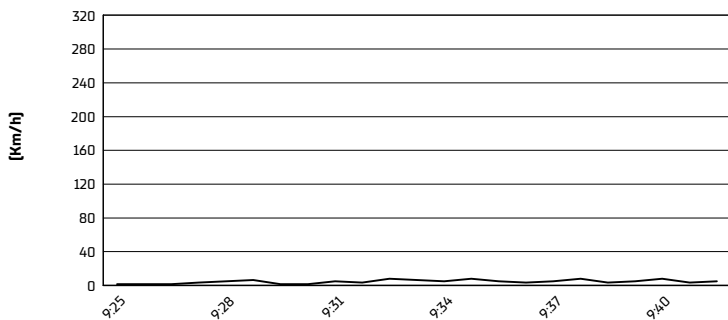
Air Pressure



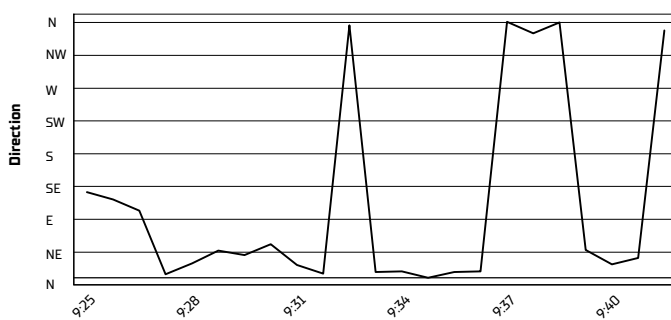
Humidity



Wind Speed



Wind Direction



09/10/2022

These data/results cannot be reproduced, stored and/or transmitted in whole or in part by any manner of electronic, mechanical, photocopying, recording, broadcasting or otherwise now known or herein after developed without the previous express consent by the copyright owner, except for reproduction in daily press and regular printed publications on sale to the public within 60 days of the event related to those data/results and always provided that copyright symbol appears together as follows below.

© DORNA WSBK ORGANIZATION Srl 2022