

Portimao 4.592 m

Pirelli Portuguese Round, 7-9 October 2022
Results Race 1 - Red Flag

Laps 3 = 14,166 Km - Time of Race 5'57.442 - Avg. 142,674 km/h

1 / 2

Pos	Grid	No. Rider	Nat	Team	Bike	LL	Int.	Gap	Rel.	Fastest Lap	Speed		
1	1	60 D. GEIGER	GER	Fusport-RT Motorsports by SKM-Kawasaki	Kawasaki Ninja 400	3	SPD			1'56.077	210,0	1'55.008	215,9
2	6	85 K. SABATUCCI	ITA	Kawasaki GP Project	Kawasaki Ninja 400	3	SPD	0.042	0.042	1'55.972	215,4	1'55.257	217,2
3	2	27 A. DIAZ	ESP	Arco Motor University Team	Yamaha YZF-R3	3	SPD	0.054	0.012	1'55.865	209,2	1'55.017	211,2
4	3	26 M. GENNAI	ITA	Team BrCorse	Yamaha YZF-R3	3	SPD	0.112	0.058	1'55.692	210,4	1'55.148	218,0
5	7	91 M. VANNUCCI	ITA	AG Motorsport Italia Yamaha	Yamaha YZF-R3	3	SPD	0.545	0.433	1'55.855	220,7	1'55.304	213,3
6	5	77 R. BIJMAN	NED	MTM Kawasaki	Kawasaki Ninja 400	3	SPD	0.987	0.442	1'55.958	215,4	1'55.248	214,6
7	9	14 A. MILLAN	ESP	SMW Racing	Kawasaki Ninja 400	3	SPD	1.026	0.039	1'55.774	215,4	1'55.412	214,2
8	12	58 I. IGLESIAS	ESP	SMW Racing	Kawasaki Ninja 400	3	SPD	1.084	0.058	1'56.346	210,8	1'55.763	215,4
9	16	41 M. GARCIA	ESP	Yamaha MS Racing	Yamaha YZF-R3	3	SPD	1.932	0.848	1'55.692	216,3	1'56.130	212,5
10	11	46 S. DI SORA	FRA	Leader Team Flembo	Kawasaki Ninja 400	3	SPD	2.299	0.367	1'56.143	216,3	1'55.593	215,4
11	17	12 H. MAIER	BRA	AD78 Team Brasil by MS Racing	Yamaha YZF-R3	3	SPD	2.346	0.047	1'56.269	213,7	1'56.310	212,5
12	14	13 D. BERGAMINI	ITA	ProGP Racing	Yamaha YZF-R3	3	SPD	3.200	0.854	1'56.392	207,2	1'55.930	208,0
13	10	8 B. IERACI	ITA	Prodina Racing WorldSSP300	Kawasaki Ninja 400	3	SPD	4.167	0.967	1'55.762	217,6	1'55.566	217,2
14	13	35 Y. SAIZ MARQUEZ	ESP	Accolade Smrz Racing	Kawasaki Ninja 400	3	SPD	4.171	0.004	1'56.544	214,6	1'55.767	218,5
15	25	28 L. LEHMANN	GER	Freudenberg KTM - Paligo Racing	KTM RC 390 R	3	SPD	4.192	0.021	1'56.887	217,6	1'56.759	217,2
16	15	47 F. SEABRIGHT	GBR	Vinales Racing Team	Yamaha YZF-R3	3	SPD	4.299	0.107	1'57.017	216,3	1'56.030	211,6
17	30	64 H. DE CANCELLIS	FRA	Prodina Racing WorldSSP300	Kawasaki Ninja 400	3	SPD	4.515	0.216	1'55.959	215,0	1'55.841	216,7
18	21	89 W. NUGROHO	INA	Team BrCorse	Yamaha YZF-R3	3	SPD	4.812	0.297	1'56.293	215,4	1'56.575	215,4
19	18	23 S. MARKARIAN	FRA	Leader Team Flembo	Kawasaki Ninja 400	3	SPD	4.832	0.020	1'57.347	216,7	1'56.348	215,0
20	22	93 M. GAGGI	ITA	Vinales Racing Team	Yamaha YZF-R3	3	SPD	4.834	0.002	1'57.037	215,0	1'56.623	211,6
21	26	69 T. ALBERTO	PHI	Fusport-RT Motorsports by SKM-Kawasaki	Kawasaki Ninja 400	3	SPD	5.940	1.106	1'56.820	218,0	1'56.796	216,7
22	19	88 D. MOGEDA	ESP	Team#109 Kawasaki	Kawasaki Ninja 400	3	SPD	5.986	0.046	1'56.177	218,0	1'56.388	216,3
23	29	2 I. GARCIA ABELLA	ESP	Yamaha MS Racing	Yamaha YZF-R3	3	SPD	6.343	0.357	1'56.985	212,5	1'57.094	210,4
24	24	59 A. ZANCA	ITA	Kawasaki GP Project	Kawasaki Ninja 400	3	SPD	6.825	0.482	1'56.977	217,2	1'56.759	215,4
25	20	79 T. ALONSO	POR	Quaresma Racing Team	Kawasaki Ninja 400	3	SPD	8.124	1.299	1'58.083	218,5	1'56.431	217,6
26	28	16 D. BORGES	POR	Rame Moto Racing	Kawasaki Ninja 400	3	SPD	8.680	0.556	1'57.807	213,7	1'57.014	208,0
27	23	39 E. VALENTIM	BRA	AD78 Team Brasil by MS Racing	Yamaha YZF-R3	3	SPD	8.711	0.031	1'56.678	215,9	1'56.714	211,6
28	27	81 I. PERISTERAS	GRE	ProGP Racing	Yamaha YZF-R3	3	SPD	10.774	2.063	1'57.726	206,8	1'57.013	208,0
-----Not Classified-----													
RET	4	72 V. STEEMAN	NED	MTM Kawasaki	Kawasaki Ninja 400		2			1'56.766	205,6	1'55.193	217,6
RET	8	73 J. PEREZ GONZALEZ	ESP	Accolade Smrz Racing	Kawasaki Ninja 400		2			1'56.469	215,4	1'55.316	212,1

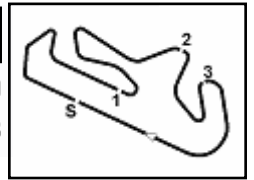
AIR	Humidity:	48%	Temp:	27°C
TRACK	Condition:	Dry	Temp:	41°C

Records	Pole [SP]	2022	D.Geiger	1'55.008	143,740 Km/h
	Race [RC]	2019	M.Gonzalez	1'55.810	142,744 Km/h
	All Times [SP]	2022	D.Geiger	1'55.008	143,740 Km/h
	Race Fastest Lap [New Record]	Lap 3	M.Gennai	1'55.692	142,890 Km/h

08/10/2022 Start 12:41 End 12:49 The results are provisional until the end of the time limit for protests and appeals and the completion of the technical checks.

These data/results cannot be reproduced, stored and/or transmitted in whole or in part by any manner of electronic, mechanical, photocopying, recording, broadcasting or otherwise now known or herein after developed without the previous express consent by the copyright owner, except for reproduction in daily press and regular printed publications on sale to the public within 60 days of the event related to those data/results and always provided that copyright symbol appears together as follows below.

© DORNA WSBK ORGANIZATION Srl 2022



Pirelli Portuguese Round, 7-9 October 2022
Results Race 1 - Red Flag

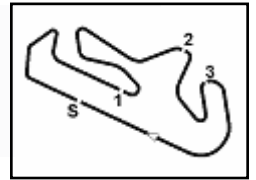
Race Highlights

Time	No. Rider	Description
12.38.12		Warm-up Lap Start
12.41.43		Start
12.43.20	14 A. MILLAN	Double Long Lap Penalty
12.43.29	8 B. IERACI	Long Lap Penalty
12.43.44	88 D. MOGEDA	Long Lap Penalty
12.45.14	8 B. IERACI	1xLLP Completed
12.45.16	88 D. MOGEDA	1xLLP Completed
12.45.21	79 T. ALONSO	Double Long Lap Penalty - Jump Start
12.47.14	79 T. ALONSO	1xLLP Completed
12.47.35	73 J. PEREZ GONZALEZ	Crashed - Turn 14
12.47.35	72 V. STEEMAN	Crashed - Turn 14
12.47.55		RED FLAG
12.49.13		End Of Session
12.49.41	72 V. STEEMAN	Retired
12.49.43	73 J. PEREZ GONZALEZ	Retired

08/10/2022 Start End The results are provisional until the end of the time limit for protests and appeals and the completion of the technical checks.

These data/results cannot be reproduced, stored and/or transmitted in whole or in part by any manner of electronic, mechanical, photocopying, recording, broadcasting or otherwise now known or herein after developed without the previous express consent by the copyright owner, except for reproduction in daily press and regular printed publications on sale to the public within 60 days of the event related to those data/results and always provided that copyright symbol appears together as follows below.

© DORNA WSBK ORGANIZATION Srl 2022



Portimao 4.592 m

1 / 3

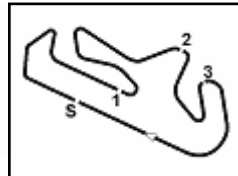
Pirelli Portuguese Round, 7-9 October 2022
Lap Chart Race 1 - Red Flag

	Lap		
	1	2	3
1	72	60	26
2	60	85	60
3	27	72	27
4	85	27	85
5	26	26	91
6	77	91	14
7	91	58	77
8	58	77	58
9	8	73	41
10	14	14	12
11	12	12	46
12	73	41	13
13	79	46	35
14	46	13	28
15	13	28	8
16	41	79	47
17	88	47	64
18	93	23	93
19	47	35	89
20	23	93	23
21	28	8	69
22	35	89	88
23	89	64	2
24	64	69	59
25	69	2	79
26	59	59	39
27	2	88	16
28	16	16	81
29	39	39	
30	81	81	

08/10/2022

These data/results cannot be reproduced, stored and/or transmitted in whole or in part by any manner of electronic, mechanical, photocopying, recording, broadcasting or otherwise now known or herein after developed without the previous express consent by the copyright owner, except for reproduction in daily press and regular printed publications on sale to the public within 60 days of the event related to those data/results and always provided that copyright symbol appears together as follows below.

© DORNA WSBK ORGANIZATION Srl 2022



Portimao 4.592 m

2 / 3

Pirelli Portuguese Round, 7-9 October 2022
Lap Chart Race 1 - Red Flag

Lap 1			
1	72	V.Steeman	1'57.556
2	60	D.Geiger	0.009
3	27	A.Diaz	0.108
4	85	K.Sabatucci	0.337
5	26	M.Gennai	0.345
6	77	R.Bijman	0.744
7	91	M.Vannucci	1.021
8	58	I.Iglesias	1.066
9	8	B.Ieraci	1.078
10	14	A.Millan	1.129
11	12	H.Maier	1.229
12	73	J.Perez Gonzalez	1.388
13	79	T.Alonso	1.644
14	46	S.Di Sora	1.799
15	13	D.Bergamini	1.952
16	41	M.Garcia	2.232
17	88	D.Mogeda	2.701
18	93	M.Gaggi	2.710
19	47	F.Seabright	2.757
20	23	S.Markarian	2.833
21	28	L.Lehmann	2.840
22	35	Y.Saiz Marquez	3.608
23	89	W.Nugroho	3.980
24	64	H.De Cancellis	4.209
25	69	T.Alberto	4.533
26	59	A.Zanca	4.981
27	2	I.Garcia Abella	5.025
28	16	D.Borges	5.166
29	39	E.Valentim	7.747
30	81	I.Peristeras	7.770
9	41	M.Garcia	2.007
10	12	H.Maier	2.418
11	46	S.Di Sora	2.463
12	13	D.Bergamini	3.200
13	35	Y.Saiz Marquez	4.225
14	28	L.Lehmann	4.275
15	8	B.Ieraci	4.304
16	47	F.Seabright	4.311
17	64	H.De Cancellis	4.735
18	93	M.Gaggi	5.035
19	89	W.Nugroho	5.060
20	23	S.Markarian	5.139
21	69	T.Alberto	6.081
22	88	D.Mogeda	6.228
23	2	I.Garcia Abella	6.506
24	59	A.Zanca	6.982
25	79	T.Alonso	8.095
26	39	E.Valentim	8.747
27	16	D.Borges	8.764
28	81	I.Peristeras	10.714

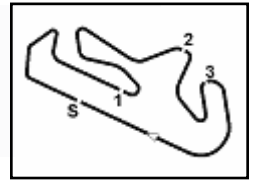
Lap 2			
1	60	D.Geiger	3'54.043
2	85	K.Sabatucci	0.272
3	72	V.Steeman	0.279
4	27	A.Diaz	0.299
5	26	M.Gennai	0.333
6	91	M.Vannucci	0.884
7	58	I.Iglesias	0.925
8	77	R.Bijman	1.284
9	73	J.Perez Gonzalez	1.370
10	14	A.Millan	1.381
11	12	H.Maier	2.174
12	41	M.Garcia	2.340
13	46	S.Di Sora	2.345
14	13	D.Bergamini	2.833
15	28	L.Lehmann	3.240
16	79	T.Alonso	3.240
17	47	F.Seabright	3.287
18	23	S.Markarian	3.693
19	35	Y.Saiz Marquez	3.706
20	93	M.Gaggi	4.023
21	8	B.Ieraci	4.567
22	89	W.Nugroho	4.792
23	64	H.De Cancellis	4.801
24	69	T.Alberto	5.286
25	2	I.Garcia Abella	5.523
26	59	A.Zanca	6.030
27	88	D.Mogeda	6.076
28	16	D.Borges	6.486
29	39	E.Valentim	8.094
30	81	I.Peristeras	9.009

Lap 3			
1	26	M.Gennai	5'50.068
2	60	D.Geiger	0.052
3	27	A.Diaz	0.139
4	85	K.Sabatucci	0.219
5	91	M.Vannucci	0.714
6	14	A.Millan	1.130
7	77	R.Bijman	1.217
8	58	I.Iglesias	1.274

08/10/2022

These data/results cannot be reproduced, stored and/or transmitted in whole or in part by any manner of electronic, mechanical, photocopying, recording, broadcasting or otherwise now known or herein after developed without the previous express consent by the copyright owner, except for reproduction in daily press and regular printed publications on sale to the public within 60 days of the event related to those data/results and always provided that copyright symbol appears together as follows below.

© DORNA WSBK ORGANIZATION Srl 2022



Portimao 4.592 m

3 / 3

Pirelli Portuguese Round, 7-9 October 2022
Lap Chart Race 1 - Red Flag

Race Pace Comparison

	60 Gei	85 Sab	27 Dia	26 Gen	91 Van	77 Bij	14 Mil	58 Igl	41 GaM	46 DiS	12 Mai	13 Ber	8 Ier	35 Sai
1	1'57.565	1'57.893	1'57.664	1'57.901	1'58.577	1'58.300	1'58.685	1'58.622	1'59.788	1'59.355	1'58.785	1'59.508	1'58.634	2'01.164
2	1'56.478	1'56.422	1'56.678	1'56.475	1'56.350	1'57.027	1'56.739	1'56.346	1'56.595	1'57.033	1'57.432	1'57.368	1'59.976	1'56.585
3	1'56.077	1'55.972	1'55.865	1'55.692	1'55.855	1'55.958	1'55.774	1'56.374	1'55.692	1'56.143	1'56.269	1'56.392	1'55.762	1'56.544

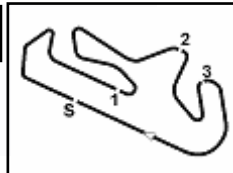
	28 Leh	47 Sea	64 DeC	89 Nug	23 Mar	93 Gag	69 Alb	88 Mog	2 Gar	59 Zan	79 Alo	16 Bor	39 Val	81 Pel
1	2'00.396	2'00.313	2'01.765	2'01.536	2'00.389	2'00.266	2'02.089	2'00.257	2'02.581	2'02.537	1'59.200	2'02.722	2'05.303	2'05.326
2	1'56.887	1'57.017	1'57.079	1'57.299	1'57.347	1'57.800	1'57.240	1'59.862	1'56.985	1'57.536	1'58.083	1'57.807	1'56.834	1'57.726
3	1'57.060	1'57.049	1'55.959	1'56.293	1'57.471	1'57.037	1'56.820	1'56.177	1'57.008	1'56.977	2'00.880	1'58.303	1'56.678	1'57.730

	72 Ste	73 Per
1	1'57.556	1'58.944
2	1'56.766	1'56.469

08/10/2022

These data/results cannot be reproduced, stored and/or transmitted in whole or in part by any manner of electronic, mechanical, photocopying, recording, broadcasting or otherwise now known or herein after developed without the previous express consent by the copyright owner, except for reproduction in daily press and regular printed publications on sale to the public within 60 days of the event related to those data/results and always provided that copyright symbol appears together as follows below.

© DORNA WSBK ORGANIZATION Srl 2022



Portimao 4.592 m

**Pirelli Portuguese Round, 7-9 October 2022
Best Sectors & Speed Race 1 - Red Flag**

RESULTS			LL	Int.	
1	60	D. GEIGER	Kawasaki Ninja 400	3	SPD
2	85	K. SABATUCCI	Kawasaki Ninja 400	3	SPD
3	27	A. DIAZ	Yamaha YZF-R3	3	SPD
4	26	M. GENNAI	Yamaha YZF-R3	3	SPD
5	91	M. VANNUCCI	Yamaha YZF-R3	3	SPD
6	77	R. BIJMAN	Kawasaki Ninja 400	3	SPD
7	14	A. MILLAN	Kawasaki Ninja 400	3	SPD
8	58	I. IGLESIAS	Kawasaki Ninja 400	3	SPD
9	41	M. GARCIA	Yamaha YZF-R3	3	SPD
10	46	S. DI SORA	Kawasaki Ninja 400	3	SPD
11	12	H. MAIER	Yamaha YZF-R3	3	SPD
12	13	D. BERGAMINI	Yamaha YZF-R3	3	SPD
13	8	B. IERACI	Kawasaki Ninja 400	3	SPD
14	35	Y. SAIZ MARQUEZ	Kawasaki Ninja 400	3	SPD
15	28	L. LEHMANN	KTM RC 390 R	3	SPD
16	47	F. SEABRIGHT	Yamaha YZF-R3	3	SPD
17	64	H. DE CANCELLIS	Kawasaki Ninja 400	3	SPD
18	89	W. NUGROHO	Yamaha YZF-R3	3	SPD
19	23	S. MARKARIAN	Kawasaki Ninja 400	3	SPD
20	93	M. GAGGI	Yamaha YZF-R3	3	SPD
21	69	T. ALBERTO	Kawasaki Ninja 400	3	SPD
22	88	D. MOGEDA	Kawasaki Ninja 400	3	SPD
23	2	I. GARCIA ABELLA	Yamaha YZF-R3	3	SPD
24	59	A. ZANCA	Kawasaki Ninja 400	3	SPD
25	79	T. ALONSO	Kawasaki Ninja 400	3	SPD
26	16	D. BORGES	Kawasaki Ninja 400	3	SPD
27	39	E. VALENTIM	Yamaha YZF-R3	3	SPD
28	81	I. PERISTERAS	Yamaha YZF-R3	3	SPD
RET	72	V. STEEMAN	Kawasaki Ninja 400	2	
RET	73	J. PEREZ GONZALEZ	Kawasaki Ninja 400	2	

SPEED				
1	91	M. VANNUCCI	Yamaha YZF-R3	220,7
2	79	T. ALONSO	Kawasaki Ninja 400	218,5
3	88	D. MOGEDA	Kawasaki Ninja 400	218,0
4	69	T. ALBERTO	Kawasaki Ninja 400	218,0
5	8	B. IERACI	Kawasaki Ninja 400	217,6
6	28	L. LEHMANN	KTM RC 390 R	217,6
7	59	A. ZANCA	Kawasaki Ninja 400	217,2
8	23	S. MARKARIAN	Kawasaki Ninja 400	216,7
9	41	M. GARCIA	Yamaha YZF-R3	216,3
10	47	F. SEABRIGHT	Yamaha YZF-R3	216,3
11	46	S. DI SORA	Kawasaki Ninja 400	216,3
12	39	E. VALENTIM	Yamaha YZF-R3	215,9
13	85	K. SABATUCCI	Kawasaki Ninja 400	215,4
14	73	J. PEREZ GONZALEZ	Kawasaki Ninja 400	215,4
15	77	R. BIJMAN	Kawasaki Ninja 400	215,4
16	89	W. NUGROHO	Yamaha YZF-R3	215,4
17	14	A. MILLAN	Kawasaki Ninja 400	215,4
18	93	M. GAGGI	Yamaha YZF-R3	215,0
19	64	H. DE CANCELLIS	Kawasaki Ninja 400	215,0
20	35	Y. SAIZ MARQUEZ	Kawasaki Ninja 400	214,6
21	16	D. BORGES	Kawasaki Ninja 400	213,7
22	12	H. MAIER	Yamaha YZF-R3	213,7
23	2	I. GARCIA ABELLA	Yamaha YZF-R3	212,5
24	58	I. IGLESIAS	Kawasaki Ninja 400	210,8
25	26	M. GENNAI	Yamaha YZF-R3	210,4
26	60	D. GEIGER	Kawasaki Ninja 400	210,0
27	27	A. DIAZ	Yamaha YZF-R3	209,2
28	13	D. BERGAMINI	Yamaha YZF-R3	207,2
29	81	I. PERISTERAS	Yamaha YZF-R3	206,8
30	72	V. STEEMAN	Kawasaki Ninja 400	205,6

SEG. 1			
1	41	M. GARCIA	37.643
2	91	M. VANNUCCI	37.682
3	26	M. GENNAI	37.772
4	14	A. MILLAN	37.809
5	46	S. DI SORA	37.822
6	64	H. DE CANCELLIS	37.830
7	58	I. IGLESIAS	37.857
8	88	D. MOGEDA	37.873
9	8	B. IERACI	37.908
10	60	D. GEIGER	37.942
11	77	R. BIJMAN	37.962
12	69	T. ALBERTO	38.006
13	12	H. MAIER	38.028
14	73	J. PEREZ GONZALEZ	38.039
15	27	A. DIAZ	38.040
16	35	Y. SAIZ MARQUEZ	38.053
17	39	E. VALENTIM	38.060
18	28	L. LEHMANN	38.096
19	2	I. GARCIA ABELLA	38.119
20	85	K. SABATUCCI	38.185
21	13	D. BERGAMINI	38.245
22	59	A. ZANCA	38.252
23	47	F. SEABRIGHT	38.254
24	72	V. STEEMAN	38.312
25	23	S. MARKARIAN	38.341
26	16	D. BORGES	38.351
27	89	W. NUGROHO	38.362
28	93	M. GAGGI	38.467
29	79	T. ALONSO	38.478
30	81	I. PERISTERAS	38.538

SEG. 2			
1	41	M. GARCIA	33.971
2	14	A. MILLAN	34.033
3	46	S. DI SORA	34.126
4	26	M. GENNAI	34.162
5	12	H. MAIER	34.181
6	89	W. NUGROHO	34.235
7	73	J. PEREZ GONZALEZ	34.262
8	77	R. BIJMAN	34.275
9	13	D. BERGAMINI	34.279
10	27	A. DIAZ	34.285
11	85	K. SABATUCCI	34.313
12	35	Y. SAIZ MARQUEZ	34.313
13	91	M. VANNUCCI	34.334
14	8	B. IERACI	34.334
15	47	F. SEABRIGHT	34.339
16	72	V. STEEMAN	34.375
17	88	D. MOGEDA	34.385
18	58	I. IGLESIAS	34.412
19	64	H. DE CANCELLIS	34.432
20	39	E. VALENTIM	34.437
21	60	D. GEIGER	34.473
22	2	I. GARCIA ABELLA	34.474
23	93	M. GAGGI	34.512
24	28	L. LEHMANN	34.533
25	59	A. ZANCA	34.593
26	79	T. ALONSO	34.618
27	69	T. ALBERTO	34.657
28	23	S. MARKARIAN	34.698
29	81	I. PERISTERAS	34.812
30	16	D. BORGES	34.909

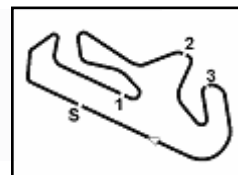
SEG. 3			
1	60	D. GEIGER	22.832
2	73	J. PEREZ GONZALEZ	22.888
3	85	K. SABATUCCI	22.890
4	46	S. DI SORA	22.917
5	13	D. BERGAMINI	22.923
6	72	V. STEEMAN	22.947
7	8	B. IERACI	22.970
8	26	M. GENNAI	22.971
9	27	A. DIAZ	22.972
10	12	H. MAIER	22.978
11	14	A. MILLAN	23.015
12	64	H. DE CANCELLIS	23.029
13	41	M. GARCIA	23.046
14	89	W. NUGROHO	23.049
15	39	E. VALENTIM	23.067
16	58	I. IGLESIAS	23.142
17	91	M. VANNUCCI	23.148
18	81	I. PERISTERAS	23.148
19	88	D. MOGEDA	23.203
20	47	F. SEABRIGHT	23.208
21	69	T. ALBERTO	23.212
22	35	Y. SAIZ MARQUEZ	23.235
23	77	R. BIJMAN	23.241
24	59	A. ZANCA	23.259
25	2	I. GARCIA ABELLA	23.306
26	79	T. ALONSO	23.320
27	93	M. GAGGI	23.334
28	16	D. BORGES	23.341
29	23	S. MARKARIAN	23.358
30	28	L. LEHMANN	23.439

SEG. 4			
1	14	A. MILLAN	20.179
2	28	L. LEHMANN	20.223
3	26	M. GENNAI	20.317
4	91	M. VANNUCCI	20.317
5	73	J. PEREZ GONZALEZ	20.359
6	23	S. MARKARIAN	20.373
7	12	H. MAIER	20.429
8	85	K. SABATUCCI	20.447
9	41	M. GARCIA	20.459
10	77	R. BIJMAN	20.470
11	13	D. BERGAMINI	20.488
12	35	Y. SAIZ MARQUEZ	20.503
13	89	W. NUGROHO	20.508
14	47	F. SEABRIGHT	20.517
15	27	A. DIAZ	20.521
16	46	S. DI SORA	20.528
17	88	D. MOGEDA	20.536
18	58	I. IGLESIAS	20.547
19	8	B. IERACI	20.550
20	79	T. ALONSO	20.602
21	16	D. BORGES	20.619
22	60	D. GEIGER	20.639
23	72	V. STEEMAN	20.651
24	69	T. ALBERTO	20.657
25	64	H. DE CANCELLIS	20.668
26	93	M. GAGGI	20.694
27	2	I. GARCIA ABELLA	20.751
28	39	E. VALENTIM	20.803
29	59	A. ZANCA	20.873
30	81	I. PERISTERAS	20.999

08/10/2022

These data/results cannot be reproduced, stored and/or transmitted in whole or in part by any manner of electronic, mechanical, photocopying, recording, broadcasting or otherwise now known or herein after developed without the previous express consent by the copyright owner, except for reproduction in daily press and regular printed publications on sale to the public within 60 days of the event related to those data/results and always provided that copyright symbol appears together as follows below.

© DORNA WSBK ORGANIZATION Srl 2022



Portimao 4.592 m

1 / 2

Pirelli Portuguese Round, 7-9 October 2022
Chronological Analysis Race 1 - Red Flag

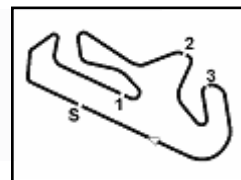
Start at 12:41:41.888

1° 60 D. GEIGER [1'56.077]								11° 12 H. MAIER [1'56.269]							
Lap	Seg1	Seg2	Seg3	Seg4	Lap Time	km/h	Local Time	Lap	Seg1	Seg2	Seg3	Seg4	Lap Time	km/h	Local Time
1		35.037	23.050	20.686	1'57.565	128,7	12:43'39.453	1		34.783	23.397	20.429	1'58.785	141,6	12:43'40.673
2	38.199	34.512	22.832	20.935	1'56.478	208,0	12:45'35.931	2	38.304	35.077	23.313	20.738	1'57.432	212,9	12:45'38.105
3	37.942	34.473	23.023	20.639	1'56.077	207,2	12:47'32.008	3	38.028	34.181	22.978	21.082	1'56.269	209,6	12:47'34.374
Last Passing Point SPD at 12:47'39.330								Last Passing Point SPD at 12:47'41.676							
2° 85 K. SABATUCCI [1'55.972]								12° 13 D. BERGAMINI [1'56.392]							
Lap	Seg1	Seg2	Seg3	Seg4	Lap Time	km/h	Local Time	Lap	Seg1	Seg2	Seg3	Seg4	Lap Time	km/h	Local Time
1		34.785	23.110	20.581	1'57.893	129,3	12:43'39.781	1		34.674	23.382	20.488	1'59.508	140,2	12:43'41.396
2	38.332	34.313	22.890	20.887	1'56.422	208,4	12:45'36.203	2	38.530	34.687	23.427	20.724	1'57.368	207,2	12:45'38.764
3	38.185	34.314	23.026	20.447	1'55.972	208,4	12:47'32.175	3	38.245	34.279	22.923	20.945	1'56.392	206,8	12:47'35.156
Last Passing Point SPD at 12:47'39.372								Last Passing Point SPD at 12:47'42.530							
3° 27 A. DIAZ [1'55.865]								13° 8 B. IERACI [1'55.762]							
Lap	Seg1	Seg2	Seg3	Seg4	Lap Time	km/h	Local Time	Lap	Seg1	Seg2	Seg3	Seg4	Lap Time	km/h	Local Time
1		35.206	23.044	20.655	1'57.664	129,3	12:43'39.552	1		34.985	23.365	20.698	1'58.634	137,5	12:43'40.522
2	38.824	34.325	23.008	20.521	1'56.678	208,4	12:45'36.230	2	38.088	34.443			1'59.976	217,6	12:45'40.498
3	38.040	34.285	22.972	20.568	1'55.865	205,6	12:47'32.095	3	37.908	34.334	22.970	20.550	1'55.762	215,9	12:47'36.260
Last Passing Point SPD at 12:47'39.384								Last Passing Point SPD at 12:47'43.497							
4° 26 M. GENNAI [1'55.692]								14° 35 Y. SAIZ MARQUEZ [1'56.544]							
Lap	Seg1	Seg2	Seg3	Seg4	Lap Time	km/h	Local Time	Lap	Seg1	Seg2	Seg3	Seg4	Lap Time	km/h	Local Time
1		35.058	23.466	20.317	1'57.901	132,6	12:43'39.789	1		35.572	23.235	20.503	2'01.164	139,6	12:43'43.052
2	38.577	34.397	23.097	20.404	1'56.475	209,2	12:45'36.264	2	38.155	34.507	23.415	20.508	1'56.585	213,7	12:45'39.637
3	37.772	34.162	22.971	20.787	1'55.692	210,4	12:47'31.956	3	38.053	34.313	23.282	20.896	1'56.544	214,6	12:47'36.181
Last Passing Point SPD at 12:47'39.442								Last Passing Point SPD at 12:47'43.501							
5° 91 M. VANNUCCI [1'55.855]								15° 28 L. LEHMANN [1'56.887]							
Lap	Seg1	Seg2	Seg3	Seg4	Lap Time	km/h	Local Time	Lap	Seg1	Seg2	Seg3	Seg4	Lap Time	km/h	Local Time
1		34.808	23.710	20.407	1'58.577	132,0	12:43'40.465	1		35.145	23.540	20.223	2'00.396	151,1	12:43'42.284
2	38.359	34.526	23.148	20.317	1'56.350	220,7	12:45'36.815	2	38.316	34.533	23.439	20.599	1'56.887	217,6	12:45'39.171
3	37.682	34.334	23.210	20.629	1'55.855	219,8	12:47'32.670	3	38.096	34.584	23.549	20.831	1'57.060	217,2	12:47'36.231
Last Passing Point SPD at 12:47'39.875								Last Passing Point SPD at 12:47'43.522							
6° 77 R. BIJMAN [1'55.958]								16° 47 F. SEABRIGHT [1'57.017]							
Lap	Seg1	Seg2	Seg3	Seg4	Lap Time	km/h	Local Time	Lap	Seg1	Seg2	Seg3	Seg4	Lap Time	km/h	Local Time
1		34.971	23.365	20.470	1'58.300	132,5	12:43'40.188	1		34.992	23.718	20.517	2'00.313	136,0	12:43'42.201
2	38.421	34.861	23.260	20.485	1'57.027	214,2	12:45'37.215	2	38.254	34.751	23.429	20.583	1'57.017	215,4	12:45'39.218
3	37.962	34.275	23.241	20.480	1'55.958	215,4	12:47'33.173	3	38.281	34.339	23.208	21.221	1'57.049	216,3	12:47'36.267
Last Passing Point SPD at 12:47'40.317								Last Passing Point SPD at 12:47'43.629							
7° 14 A. MILLAN [1'55.774]								17° 64 H. DE CANCELLIS [1'55.959]							
Lap	Seg1	Seg2	Seg3	Seg4	Lap Time	km/h	Local Time	Lap	Seg1	Seg2	Seg3	Seg4	Lap Time	km/h	Local Time
1		34.875	23.423	20.422	1'58.685	135,6	12:43'40.573	1		35.331	23.440	20.679	2'01.765	149,7	12:43'43.653
2	38.670	34.875	23.015	20.179	1'56.739	206,8	12:45'37.312	2	38.334	34.728	23.243	20.774	1'57.079	211,2	12:45'40.732
3	37.809	34.033	23.341	20.591	1'55.774	215,4	12:47'33.086	3	37.830	34.432	23.029	20.668	1'55.959	212,9	12:47'36.691
Last Passing Point SPD at 12:47'40.356								Last Passing Point SPD at 12:47'43.845							
8° 58 I. IGLESIAS [1'56.346]								18° 89 W. NUGROHO [1'56.293]							
Lap	Seg1	Seg2	Seg3	Seg4	Lap Time	km/h	Local Time	Lap	Seg1	Seg2	Seg3	Seg4	Lap Time	km/h	Local Time
1		34.938	23.352	20.585	1'58.622	137,9	12:43'40.510	1		35.355	23.382	20.644	2'01.536	145,8	12:43'43.424
2	38.183	34.474	23.142	20.547	1'56.346	210,0	12:45'36.856	2	38.687	34.705	23.399	20.508	1'57.299	212,1	12:45'40.723
3	37.857	34.412	23.157	20.948	1'56.374	208,8	12:47'33.230	3	38.362	34.235	23.049	20.647	1'56.293	213,7	12:47'37.016
Last Passing Point SPD at 12:47'40.414								Last Passing Point SPD at 12:47'44.142							
9° 41 M. GARCIA [1'55.692]								19° 23 S. MARKARIAN [1'57.347]							
Lap	Seg1	Seg2	Seg3	Seg4	Lap Time	km/h	Local Time	Lap	Seg1	Seg2	Seg3	Seg4	Lap Time	km/h	Local Time
1		34.778	23.651	20.652	1'59.788	142,8	12:43'41.676	1		35.135	23.515	20.373	2'00.389	142,4	12:43'42.277
2	38.384	34.451	23.301	20.459	1'56.595	216,3	12:45'38.271	2	38.341	34.747	23.462	20.797	1'57.347	214,2	12:45'39.624
3	37.643	33.971	23.046	21.032	1'55.692	214,2	12:47'33.963	3	38.915	34.698	23.358	20.500	1'57.471	216,3	12:47'37.095
Last Passing Point SPD at 12:47'41.262								Last Passing Point SPD at 12:47'44.162							
10° 46 S. DI SORA [1'56.143]								20° 93 M. GAGGI [1'57.037]							
Lap	Seg1	Seg2	Seg3	Seg4	Lap Time	km/h	Local Time	Lap	Seg1	Seg2	Seg3	Seg4	Lap Time	km/h	Local Time
1		34.757	23.610	20.528	1'59.355	137,3	12:43'41.243	1		34.974	23.334	20.801	2'00.266	147,2	12:43'42.154
2	38.296	34.778	23.225	20.734	1'57.033	212,1	12:45'38.276	2	38.606	34.699	23.649	20.846	1'57.800	214,2	12:45'39.954
3	37.822	34.126	22.917	21.278	1'56.143	215,4	12:47'34.419	3	38.467	34.512	23.364	20.694	1'57.037	215,0	12:47'36.991
Last Passing Point SPD at 12:47'41.629								Last Passing Point SPD at 12:47'44.164							

08/10/2022 P = Pits In/Out - C = Lap Time Cancelled

These data/results cannot be reproduced, stored and/or transmitted in whole or in part by any manner of electronic, mechanical, photocopying, recording, broadcasting or otherwise now known or herein after developed without the previous express consent by the copyright owner, except for reproduction in daily press and regular printed publications on sale to the public within 60 days of the event related to those data/results and always provided that copyright symbol appears together as follows below.

© DORNA WSBK ORGANIZATION Srl 2022



Pirelli Portuguese Round, 7-9 October 2022
Chronological Analysis Race 1 - Red Flag

Start at 12:41'41.888

21° 69 T. ALBERTO [1'56.820]							
Lap	Seg.1	Seg.2	Seg.3	Seg.4	Lap Time	km/h	Local Time
1		35.299	23.954	20.709	2'02.089	149,7	12:43'43.977
2	38.256	34.774	23.553	20.657	1'57.240	216,3	12:45'41.217
3	38.006	34.657	23.212	20.945	1'56.820	218,0	12:47'38.037

Last Passing Point SPD at 12:47'45.270

22° 88 D. MOGEDA [1'56.177]							
Lap	Seg.1	Seg.2	Seg.3	Seg.4	Lap Time	km/h	Local Time
1		34.901	23.402	20.536	2'00.257	144,1	12:43'42.145
2	38.273	34.385			1'59.862	218,0	12:45'42.007
3	37.873	34.472	23.203	20.629	1'56.177	215,0	12:47'38.184

Last Passing Point SPD at 12:47'45.316

23° 2 I. GARCIA ABELLA [1'56.985]							
Lap	Seg.1	Seg.2	Seg.3	Seg.4	Lap Time	km/h	Local Time
1		35.381	23.918	20.836	2'02.581	151,8	12:43'44.469
2	38.266	34.662	23.306	20.751	1'56.985	210,8	12:45'41.454
3	38.119	34.474	23.645	20.770	1'57.008	212,5	12:47'38.462

Last Passing Point SPD at 12:47'45.673

24° 59 A. ZANCA [1'56.977]							
Lap	Seg.1	Seg.2	Seg.3	Seg.4	Lap Time	km/h	Local Time
1		35.246	23.647	20.923	2'02.537	143,0	12:43'44.425
2	38.588	34.599	23.431	20.918	1'57.536	210,8	12:45'41.961
3	38.252	34.593	23.259	20.873	1'56.977	212,9	12:47'38.938

Last Passing Point SPD at 12:47'46.155

25° 79 T. ALONSO [1'58.083]							
Lap	Seg.1	Seg.2	Seg.3	Seg.4	Lap Time	km/h	Local Time
1		34.618	23.320	20.602	1'59.200	143,3	12:43'41.088
2	38.618	34.689	23.952	20.824	1'58.083	218,5	12:45'39.171
3	38.478	34.697			2'00.880	216,7	12:47'40.051

Last Passing Point SPD at 12:47'47.454

26° 16 D. BORGES [1'57.807]							
Lap	Seg.1	Seg.2	Seg.3	Seg.4	Lap Time	km/h	Local Time
1		35.492	23.843	20.721	2'02.722	146,4	12:43'44.610
2	38.718	34.909	23.341	20.839	1'57.807	208,8	12:45'42.417
3	38.351	35.616	23.717	20.619	1'58.303	213,7	12:47'40.720

Last Passing Point SPD at 12:47'48.010

27° 39 E. VALENTIM [1'56.678]							
Lap	Seg.1	Seg.2	Seg.3	Seg.4	Lap Time	km/h	Local Time
1		35.596	27.207	20.988	2'05.303	146,8	12:43'47.191
2	38.493	34.437	23.067	20.837	1'56.834	206,8	12:45'44.025
3	38.060	34.543	23.272	20.803	1'56.678	209,2	12:47'40.703

Last Passing Point SPD at 12:47'48.041

28° 81 I. PERISTERAS [1'57.726]							
Lap	Seg.1	Seg.2	Seg.3	Seg.4	Lap Time	km/h	Local Time
1		35.292	27.039	21.199	2'05.326	149,7	12:43'47.214
2	38.698	34.881	23.148	20.999	1'57.726	205,6	12:45'44.940
3	38.538	34.812	23.276	21.104	1'57.730	206,8	12:47'42.670

Last Passing Point SPD at 12:47'50.104

RET 72 V. STEEMAN [1'56.766]							
Lap	Seg.1	Seg.2	Seg.3	Seg.4	Lap Time	km/h	Local Time
1		34.849	23.031	20.842	1'57.556	131,0	12:43'39.444
2	38.774	34.394	22.947	20.651	1'56.766	205,6	12:45'36.210

Last Passing Point I3 at 12:47'11.961

RET 73 J. PEREZ GONZALEZ [1'56.469]							
Lap	Seg.1	Seg.2	Seg.3	Seg.4	Lap Time	km/h	Local Time
1		35.020	23.264	20.577	1'58.944	134,4	12:43'40.832
2	38.354	34.761	22.995	20.359	1'56.469	212,1	12:45'37.301

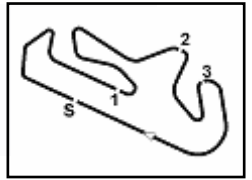
Last Passing Point I3 at 12:47'12.490

08/10/2022

P = Pits In/Out - C = Lap Time Cancelled

These data/results cannot be reproduced, stored and/or transmitted in whole or in part by any manner of electronic, mechanical, photocopying, recording, broadcasting or otherwise now known or herein after developed without the previous express consent by the copyright owner, except for reproduction in daily press and regular printed publications on sale to the public within 60 days of the event related to those data/results and always provided that copyright symbol appears together as follows below.

© DORNA WSBK ORGANIZATION Srl 2022



Portimao 4.592 m

Pirelli Portuguese Round, 7-9 October 2022


Weather Report Race 1 - Red Flag

Session started 12:42 - Session ended 12:49

Air Temperature




Track Temperature



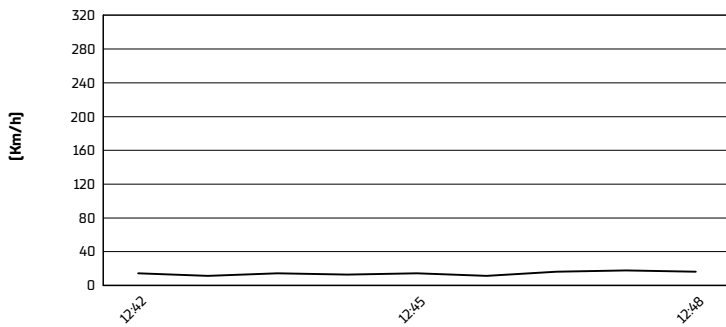
Air Pressure



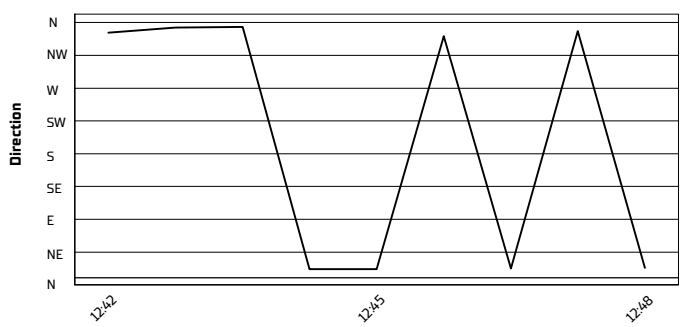
Humidity



Wind Speed



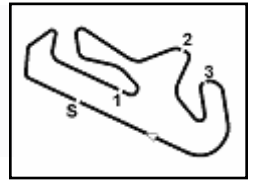
Wind Direction



08/10/2022

These data/results cannot be reproduced, stored and/or transmitted in whole or in part by any manner of electronic, mechanical, photocopying, recording, broadcasting or otherwise now known or herein after developed without the previous express consent by the copyright owner, except for reproduction in daily press and regular printed publications on sale to the public within 60 days of the event related to those data/results and always provided that copyright symbol appears together as follows below.

© DORNA WSBK ORGANIZATION Srl 2022



Portimao 4.592 m

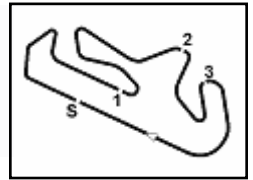
Pirelli Portuguese Round, 7-9 October 2022

Starting Grid - Race 1 Restart (8 Laps x 4,592 km = 36,736 km)

1	1	60 GEIGER D. Kawasaki	2	85 SABATUCCI K. Kawasaki	3	27 DIAZ A. Yamaha
2	4	26 GENNAI M. Yamaha	5	91 VANNUCCI M. Yamaha	6	77 BIJMAN R. Kawasaki
3	7	14 MILLAN A. Kawasaki	8	58 IGLESIAS I. Kawasaki	9	41 GARCIA M. Yamaha
4	10	46 DI SORA S. Kawasaki	11	12 MAIER H. Yamaha	12	13 BERGAMINI D. Yamaha
5	13	8 IERACI B. Kawasaki	14	35 SAIZ MARQUEZ Y. Kawasaki	15	28 LEHMANN L. KTM
6	16	47 SEABRIGHT F. Yamaha	17	64 DE CANCELLIS H. Kawasaki	18	89 NUGROHO W. Yamaha
7	19	23 MARKARIAN S. Kawasaki	20	93 GAGGI M. Yamaha	21	69 ALBERTO T. Kawasaki
8	22	88 MOGEDA D. Kawasaki	23	2 GARCIA ABELLA I. Yamaha	24	59 ZANCA A. Kawasaki
9	25	79 ALONSO T. Kawasaki	26	16 BORGES D. Kawasaki	27	39 VALENTIM E. Yamaha
10	28	81 PERISTERAS I. Yamaha				

08/10/2022 The Race Director

These data/results cannot be reproduced, stored and/or transmitted in whole or in part by any manner of electronic, mechanical, photocopying, recording, broadcasting or otherwise now known or herein after developed without the previous express consent by the copyright owner, except for reproduction in daily press and regular printed publications on sale to the public within 60 days of the event related to those data/results and always provided that copyright symbol appears together as follows below. © DORNA WSBK ORGANIZATION Srl 2022



Portimao 4.592 m

Pirelli Portuguese Round, 7-9 October 2022

Starting Grid - Race 1 Restart (8 Laps x 4,592 km = 36,736 km)

1	1	60 GEIGER D. Kawasaki	2	85 SABATUCCI K. Kawasaki	3	27 DIAZ A. Yamaha
2	4	26 GENNAI M. Yamaha	5	91 VANNUCCI M. Yamaha	6	77 BIJMAN R. Kawasaki
3	7	14 MILLAN A. Kawasaki	8	58 IGLESIAS I. Kawasaki	9	41 GARCIA M. Yamaha
4	10	46 DI SORA S. Kawasaki	11	12 MAIER H. Yamaha	12	13 BERGAMINI D. Yamaha
5	13	8 IERACI B. Kawasaki	14	35 SAIZ MARQUEZ Y. Kawasaki	15	28 LEHMANN L. KTM
6	16	47 SEABRIGHT F. Yamaha	17	64 DE CANCELLIS H. Kawasaki	18	89 NUGROHO W. Yamaha
7	19	23 MARKARIAN S. Kawasaki	20	93 GAGGI M. Yamaha	21	69 ALBERTO T. Kawasaki
8	22	88 MOGEDA D. Kawasaki	23	2 GARCIA ABELLA I. Yamaha	24	59 ZANCA A. Kawasaki
9	25	79 ALONSO T. Kawasaki	26	16 BORGES D. Kawasaki	27	39 VALENTIM E. Yamaha
10	28	81 PERISTERAS I. Yamaha				

08/10/2022 The Race Director

These data/results cannot be reproduced, stored and/or transmitted in whole or in part by any manner of electronic, mechanical, photocopying, recording, broadcasting or otherwise now known or herein after developed without the previous express consent by the copyright owner, except for reproduction in daily press and regular printed publications on sale to the public within 60 days of the event related to those data/results and always provided that copyright symbol appears together as follows below. © DORNA WSBK ORGANIZATION Srl 2022