

Portimao 4.592 m

**Pirelli Portuguese Round, 7-9 October 2022**  
**Chronological Analysis Race 2**

Start at 15:16'28.948

1 / 4

| 1° 26 M. GENNAI [1'55.376] |               |               |               |               |                 |              |              |
|----------------------------|---------------|---------------|---------------|---------------|-----------------|--------------|--------------|
| Lap                        | Seg.1         | Seg.2         | Seg.3         | Seg.4         | Lap Time        | km/h         | Local Time   |
| 1                          |               | 34.692        | 23.162        | 20.942        | 1'58.035        | 132,1        | 15:18'26.983 |
| 2                          | 39.122        | 34.809        | 23.507        | 20.439        | 1'57.877        | 201,0        | 15:20'24.860 |
| 3                          | 37.977        | 34.575        | 23.804        | 20.689        | 1'57.045        | 208,0        | 15:22'21.905 |
| 4                          | 38.602        | 34.415        | 23.144        | 20.623        | 1'56.784        | 207,6        | 15:24'18.689 |
| 5                          | 38.189        | 34.320        | 23.322        | 20.906        | 1'56.737        | 210,4        | 15:26'15.426 |
| 6                          | 44.236        | 34.027        | 23.846        | 20.481        | 2'02.590        | 197,4        | 15:28'18.016 |
| 7                          | <b>37.741</b> | 34.124        | 23.128        | <b>20.383</b> | <b>1'55.376</b> | 205,6        | 15:30'13.392 |
| 8                          | 38.328        | 34.823        | 23.511        | 20.822        | 1'57.484        | <b>212,1</b> | 15:32'10.876 |
| 9                          | 38.494        | 34.357        | 23.550        | 20.927        | 1'57.328        | 203,3        | 15:34'08.204 |
| 10                         | 38.561        | 34.513        | 23.297        | 21.194        | 1'57.565        | 193,2        | 15:36'05.769 |
| 11                         | 39.615        | 34.458        | 23.291        | 20.888        | 1'58.252        | 191,8        | 15:38'04.021 |
| 12                         | 38.369        | 34.064        | 22.995        | 21.185        | 1'56.613        | 201,4        | 15:40'00.634 |
| 13                         | 38.611        | <b>33.983</b> | <b>22.896</b> | 21.176        | 1'56.666        | 185,9        | 15:41'57.300 |
| Race Time 25'28.352        |               |               |               |               |                 |              |              |

| 2° 27 A. DIAZ [1'56.762] |               |               |               |               |                 |              |              |
|--------------------------|---------------|---------------|---------------|---------------|-----------------|--------------|--------------|
| Lap                      | Seg.1         | Seg.2         | Seg.3         | Seg.4         | Lap Time        | km/h         | Local Time   |
| 1                        |               | 35.015        | 23.236        | 20.743        | 1'58.378        | 128,2        | 15:18'27.326 |
| 2                        | 38.313        | 35.115        | 23.529        | 20.705        | 1'57.662        | 208,8        | 15:20'24.988 |
| 3                        | <b>38.019</b> | 34.676        | 23.309        | 20.871        | 1'56.875        | 208,4        | 15:22'21.863 |
| 4                        | 38.380        | 34.555        | 23.086        | 20.963        | 1'56.984        | 209,2        | 15:24'18.847 |
| 5                        | 38.315        | 34.443        | 23.546        | <b>20.698</b> | 1'57.002        | <b>210,8</b> | 15:26'15.849 |
| 6                        | 38.814        | 34.955        | 23.486        | 21.106        | 1'58.361        | 210,4        | 15:28'14.210 |
| 7                        | 38.753        | 34.659        | 23.455        | 20.952        | 1'57.819        | 201,8        | 15:30'12.029 |
| 8                        | 38.683        | 34.298        | 24.113        | 21.239        | 1'58.333        | 203,3        | 15:32'10.362 |
| 9                        | 38.758        | 34.352        | 23.039        | 21.409        | 1'57.558        | 199,6        | 15:34'07.920 |
| 10                       | 38.929        | 34.637        | 23.377        | 20.991        | 1'57.934        | 191,1        | 15:36'05.854 |
| 11                       | 38.766        | 34.358        | 23.036        | 21.470        | 1'57.630        | 193,8        | 15:38'03.484 |
| 12                       | 38.976        | 34.716        | 23.194        | 20.999        | 1'57.885        | 191,1        | 15:40'01.369 |
| 13                       | 38.465        | <b>34.020</b> | <b>22.945</b> | 21.332        | <b>1'56.762</b> | 192,8        | 15:41'58.131 |
| Race Time 25'29.183      |               |               |               |               |                 |              |              |

| 3° 91 M. VANNUCCI [1'56.882] |               |               |               |               |                 |              |              |
|------------------------------|---------------|---------------|---------------|---------------|-----------------|--------------|--------------|
| Lap                          | Seg.1         | Seg.2         | Seg.3         | Seg.4         | Lap Time        | km/h         | Local Time   |
| 1                            |               | 35.009        | 23.177        | <b>20.639</b> | 1'58.496        | 133,8        | 15:18'27.444 |
| 2                            | 38.149        | 34.822        | 23.039        | 20.960        | 1'56.970        | <b>210,8</b> | 15:20'24.414 |
| 3                            | 38.355        | 34.791        | 23.184        | 20.876        | 1'57.206        | 202,9        | 15:22'21.620 |
| 4                            | 38.454        | 34.573        | <b>23.019</b> | 20.836        | <b>1'56.882</b> | 203,7        | 15:24'18.502 |
| 5                            | 38.774        | 34.438        | 23.318        | 20.726        | 1'57.256        | 202,9        | 15:26'15.758 |
| 6                            | 38.612        | 34.991        | 23.449        | 21.275        | 1'58.327        | 209,2        | 15:28'14.085 |
| 7                            | 39.046        | 34.559        | 23.477        | 20.907        | 1'57.989        | 202,9        | 15:30'12.074 |
| 8                            | 38.767        | <b>34.321</b> | 23.798        | 21.302        | 1'58.188        | 202,9        | 15:32'10.262 |
| 9                            | 38.601        | 35.121        | 23.413        | 20.773        | 1'57.908        | 197,7        | 15:34'08.170 |
| 10                           | 38.313        | 34.555        | 23.342        | 21.398        | 1'57.608        | 196,3        | 15:36'05.778 |
| 11                           | 39.700        | 35.063        | 23.214        | 20.806        | 1'58.783        | 193,8        | 15:38'04.561 |
| 12                           | 38.443        | 34.692        | 23.203        | 20.914        | 1'57.252        | 206,0        | 15:40'01.813 |
| 13                           | <b>38.051</b> | 34.972        | 23.300        | 21.082        | 1'57.405        | 205,6        | 15:41'59.218 |
| Race Time 25'30.270          |               |               |               |               |                 |              |              |

| 4° 14 A. MILLAN [1'56.877] |        |        |               |               |          |              |              |
|----------------------------|--------|--------|---------------|---------------|----------|--------------|--------------|
| Lap                        | Seg.1  | Seg.2  | Seg.3         | Seg.4         | Lap Time | km/h         | Local Time   |
| 1                          |        | 34.751 | 23.051        | 20.813        | 1'58.136 | 133,1        | 15:18'27.084 |
| 2                          | 38.680 | 35.015 | 23.317        | 20.698        | 1'57.710 | 203,3        | 15:20'24.794 |
| 3                          | 38.321 | 34.659 | 23.391        | 20.773        | 1'57.144 | 207,2        | 15:22'21.938 |
| 4                          | 38.917 | 34.407 | 23.114        | <b>20.666</b> | 1'57.104 | 209,6        | 15:24'19.042 |
| 5                          | 38.689 | 34.251 | 23.417        | 20.745        | 1'57.102 | <b>212,1</b> | 15:26'16.144 |
| 6                          | 39.616 | 34.323 | 23.475        | 20.960        | 1'58.374 | 210,0        | 15:28'14.518 |
| 7                          | 38.395 | 34.581 | 23.268        | 21.207        | 1'57.451 | 210,4        | 15:30'11.969 |
| 8                          | 39.188 | 34.662 | 23.413        | 21.157        | 1'58.420 | 199,2        | 15:32'10.389 |
| 9                          | 39.774 | 34.759 | <b>22.979</b> | 21.019        | 1'58.531 | 200,3        | 15:34'08.920 |
| 10                         | 38.739 | 34.312 | 23.026        | 20.927        | 1'57.004 | 192,5        | 15:36'05.924 |
| 11                         | 39.301 | 34.558 | 23.495        | 20.753        | 1'58.107 | 189,8        | 15:38'04.031 |
| 12                         | 39.384 | 34.838 | 23.183        | 20.968        | 1'58.373 | 193,8        | 15:40'02.404 |

| 5° 64 H. DE CANCELLIS [1'56.394] |               |               |               |               |                 |              |              |
|----------------------------------|---------------|---------------|---------------|---------------|-----------------|--------------|--------------|
| Lap                              | Seg.1         | Seg.2         | Seg.3         | Seg.4         | Lap Time        | km/h         | Local Time   |
| 1                                |               | 35.452        | 23.337        | 20.643        | 1'59.221        | 139,1        | 15:18'28.169 |
| 2                                | 38.206        | 34.796        | 23.731        | 20.559        | 1'57.292        | 207,6        | 15:20'25.461 |
| 3                                | 38.314        | 34.660        | 23.481        | 20.526        | 1'56.981        | 209,6        | 15:22'22.442 |
| 4                                | 38.571        | 34.961        | 23.244        | 20.633        | 1'57.409        | 210,4        | 15:24'19.851 |
| 5                                | <b>38.136</b> | 34.512        | 23.298        | <b>20.448</b> | <b>1'56.394</b> | <b>216,7</b> | 15:26'16.245 |
| 6                                | 39.043        | <b>34.511</b> | 23.589        | 21.041        | 1'58.184        | 213,3        | 15:28'14.429 |
| 7                                | 38.194        | 34.737        | 23.196        | 21.415        | 1'57.542        | 206,8        | 15:30'11.971 |
| 8                                | 39.243        | 34.838        | 23.518        | 20.929        | 1'58.528        | 201,4        | 15:32'10.499 |
| 9                                | 40.110        | 34.807        | <b>23.099</b> | 20.938        | 1'58.954        | 190,1        | 15:34'09.453 |
| 10                               | 38.459        | 34.897        | 23.145        | 20.760        | 1'57.261        | 206,8        | 15:36'06.714 |
| 11                               | 38.533        | 34.909        | 23.374        | 20.727        | 1'57.543        | 210,0        | 15:38'04.257 |
| 12                               | 38.680        | 34.642        | 23.144        | 21.016        | 1'57.482        | 197,7        | 15:40'01.739 |
| 13                               | 38.392        | 34.670        | 23.526        | 20.979        | 1'57.567        | 204,1        | 15:41'59.306 |
| Race Time 25'30.333              |               |               |               |               |                 |              |              |

| 6° 39 E. VALENTIM [1'56.373] |               |               |               |               |                 |              |              |
|------------------------------|---------------|---------------|---------------|---------------|-----------------|--------------|--------------|
| Lap                          | Seg.1         | Seg.2         | Seg.3         | Seg.4         | Lap Time        | km/h         | Local Time   |
| 1                            |               | 34.658        | 23.836        | 20.715        | 2'00.719        | 143,9        | 15:18'29.667 |
| 2                            | 38.019        | 34.578        | 23.207        | 20.569        | <b>1'56.373</b> | 215,4        | 15:20'26.040 |
| 3                            | 38.325        | 34.724        | 23.499        | 20.502        | 1'57.050        | <b>218,5</b> | 15:22'23.090 |
| 4                            | 38.172        | 34.851        | 23.261        | <b>20.462</b> | 1'56.746        | 215,9        | 15:24'19.836 |
| 5                            | <b>37.968</b> | 34.486        | 23.337        | 20.593        | 1'56.384        | 213,7        | 15:26'16.220 |
| 6                            | 38.607        | 34.847        | 23.591        | 21.097        | 1'58.142        | 215,9        | 15:28'14.362 |
| 7                            | 39.003        | 34.638        | 23.635        | 20.539        | 1'57.815        | 206,4        | 15:30'12.177 |
| 8                            | 38.516        | 34.822        | 23.813        | 21.175        | 1'58.326        | 204,5        | 15:32'10.503 |
| 9                            | 39.844        | 35.369        | 23.304        | 20.704        | 1'59.221        | 190,1        | 15:34'09.724 |
| 10                           | 38.021        | 34.928        | <b>23.075</b> | 20.783        | 1'56.807        | 214,6        | 15:36'06.531 |
| 11                           | 38.222        | 34.818        | 23.846        | 20.840        | 1'57.726        | 208,4        | 15:38'04.257 |
| 12                           | 38.392        | 35.192        | 23.427        | 20.908        | 1'57.919        | 203,3        | 15:40'02.176 |
| 13                           | 38.568        | <b>34.277</b> | 23.448        | 21.093        | 1'57.386        | 199,9        | 15:41'59.562 |
| Race Time 25'30.614          |               |               |               |               |                 |              |              |

| 7° 28 L. LEHMANN [1'56.582]    |               |               |               |               |                 |              |              |
|--------------------------------|---------------|---------------|---------------|---------------|-----------------|--------------|--------------|
| Lap                            | Seg.1         | Seg.2         | Seg.3         | Seg.4         | Lap Time        | km/h         | Local Time   |
| 1                              |               | 34.696        | 23.541        | 20.630        | 2'00.776        | 150,5        | 15:18'29.724 |
| 2                              | 38.369        | 34.602        | 23.356        | <b>20.313</b> | 1'56.640        | 215,9        | 15:20'26.364 |
| 3                              | 38.372        | 34.801        | 23.425        | 20.487        | 1'57.085        | 223,0        | 15:22'23.449 |
| 4                              | 38.889        | 34.740        | 23.285        | 20.367        | 1'57.281        | <b>224,3</b> | 15:24'20.730 |
| 5                              | 38.209        | 34.720        | <b>23.142</b> | 20.645        | 1'56.716        | 216,3        | 15:26'17.446 |
| 6                              | 38.566        | 34.908        | 23.464        | 20.707        | 1'57.645        | 208,8        | 15:28'15.091 |
| 7                              | 38.419        | 34.772        | 23.638        | 20.605        | 1'57.434        | 216,3        | 15:30'12.525 |
| 8                              | 39.129        | 35.224        | 23.511        | 20.726        | 1'58.590        | 211,2        | 15:32'11.115 |
| 9                              | 39.841        | 35.080        | 23.344        | 20.748        | 1'59.013        | 203,3        | 15:34'10.128 |
| 10                             | 38.399        | 34.677        | 23.369        | 21.186        | 1'57.631        | 208,8        | 15:36'07.759 |
| 11                             | 38.402        | 34.707        | 23.532        | 20.605        | 1'57.246        | 199,9        | 15:38'05.005 |
| 12                             | 38.850        | 34.898        | 23.402        | 20.749        | 1'57.899        | 216,3        | 15:40'02.904 |
| 13                             | <b>38.019</b> | <b>34.459</b> | 23.276        | 20.828        | <b>1'56.582</b> | 211,2        | 15:41'59.486 |
| Race Time 25'30.538 + 0.114Pen |               |               |               |               |                 |              |              |

| 8° 93 M. GAGGI [1'56.700] |               |               |               |               |                 |              |              |
|---------------------------|---------------|---------------|---------------|---------------|-----------------|--------------|--------------|
| Lap                       | Seg.1         | Seg.2         | Seg.3         | Seg.4         | Lap Time        | km/h         | Local Time   |
| 1                         |               | 34.665        | 23.881        | 20.718        | 2'01.020        | 143,7        | 15:18'29.968 |
| 2                         | 38.459        | 34.464        | 23.257        | 20.520        | <b>1'56.700</b> | 214,6        | 15:20'26.668 |
| 3                         | 38.520        | 34.822        | 23.173        | <b>20.511</b> | 1'57.026        | 212,5        | 15:22'23.694 |
| 4                         | 38.864        | 34.618        | 23.552        | 20.567        | 1'57.601        | <b>215,9</b> | 15:24'21.295 |
| 5                         | 38.529        | 34.416        | 23.390        | 20.692        | 1'57.027        | 212,9        | 15:26'18.322 |
| 6                         | <b>38.396</b> | 34.585        | 23.426        | 20.857        | 1'57.264        | 212,1        | 15:28'15.586 |
| 7                         | 38.446        | 34.813        | 23.407        | 20.571        | 1'57.237        | 213,7        | 15:30'12.823 |
| 8                         | 39.092        | 34.799        | 23.439        | 20.950        | 1'58.280        | 208,4        | 15:32'11.103 |
| 9                         | 39.393        | <b>34.167</b> | 23.108        | 21.128        | 1'57.796        | 208,8        | 15:34'08.899 |
| 10                        | 39.074        | 34.527        | <b>23.044</b> | 20.849        | 1'57.494        | 191,1        | 15:36'06.393 |

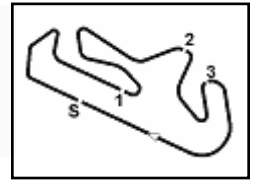
09/10/2022

P = Pits In/Out - C = Lap Time Cancelled

These data/results cannot be reproduced, stored and/or transmitted in whole or in part by any manner of electronic, mechanical, photocopying, recording, broadcasting or otherwise now known or herein after developed without the previous express consent by the copyright owner, except for reproduction in daily press and regular printed publications on sale to the public within 60 days of the event related to those data/results and always provided that copyright symbol appears together as follows below.

© DORNA WSBK ORGANIZATION Srl 2022





Portimao 4.592 m

**Pirelli Portuguese Round, 7-9 October 2022**  
**Chronological Analysis Race 2**

Start at 15:16'28.948

**2 / 4**

|                     |        |        |        |        |          |       |              |    |               |        |        |        |          |       |              |
|---------------------|--------|--------|--------|--------|----------|-------|--------------|----|---------------|--------|--------|--------|----------|-------|--------------|
| 11                  | 38.690 | 35.315 | 23.270 | 20.677 | 1'57.952 | 201,8 | 15:38'04.345 | 9  | 39.398        | 35.435 | 23.394 | 20.590 | 1'58.817 | 206,8 | 15:34'10.148 |
| 12                  | 38.878 | 34.726 | 23.670 | 20.960 | 1'58.234 | 197,7 | 15:40'02.579 | 10 | 38.645        | 34.827 | 23.435 | 20.861 | 1'57.768 | 206,4 | 15:36'07.916 |
| 13                  | 38.445 | 34.435 | 23.331 | 20.882 | 1'57.093 | 202,2 | 15:41'59.672 | 11 | <b>37.843</b> | 34.979 | 23.235 | 20.628 | 1'56.685 | 207,6 | 15:38'04.601 |
| Race Time 25'30.724 |        |        |        |        |          |       |              | 12 | 38.519        | 35.004 | 23.422 | 21.080 | 1'58.025 | 208,8 | 15:40'02.626 |
| Race Time 25'32.388 |        |        |        |        |          |       |              | 13 | 38.883        | 34.607 | 23.526 | 21.694 | 1'58.710 | 196,3 | 15:42'01.336 |

**9° 46 S. DI SORA [1'56.737]**

| Lap                 | Seg.1         | Seg.2         | Seg.3         | Seg.4         | Lap Time        | km/h         | Local Time   |
|---------------------|---------------|---------------|---------------|---------------|-----------------|--------------|--------------|
| 1                   |               | 34.913        | 23.250        | 20.611        | 1'59.349        | 134,9        | 15:18'28.297 |
| 2                   | 38.272        | 34.939        | 23.686        | 20.578        | 1'57.475        | 214,6        | 15:20'25.772 |
| 3                   | <b>38.219</b> | 34.765        | 23.195        | 20.558        | <b>1'56.737</b> | <b>217,6</b> | 15:22'22.509 |
| 4                   | 38.577        | 34.437        | 23.236        | <b>20.505</b> | 1'56.755        | 210,8        | 15:24'19.264 |
| 5                   | 38.351        | <b>34.377</b> | 23.277        | 20.747        | 1'56.752        | <b>217,6</b> | 15:26'16.016 |
| 6                   | 40.591        | 34.543        | 23.492        | 20.693        | 1'59.319        | 209,2        | 15:28'15.335 |
| 7                   | 38.323        | 34.847        | 23.470        | 20.649        | 1'57.289        | 216,7        | 15:30'12.624 |
| 8                   | 38.827        | 34.842        | 23.516        | 21.425        | 1'58.610        | 209,6        | 15:32'11.234 |
| 9                   | 39.273        | 35.356        | 23.353        | 20.727        | 1'58.709        | 206,0        | 15:34'09.943 |
| 10                  | 38.458        | 34.606        | <b>23.132</b> | 20.719        | 1'56.915        | 210,8        | 15:36'06.858 |
| 11                  | 38.964        | 35.086        | 23.221        | 20.648        | 1'57.919        | 211,2        | 15:38'04.777 |
| 12                  | 38.624        | 35.113        | 23.396        | 20.922        | 1'58.055        | 207,2        | 15:40'02.832 |
| 13                  | 38.381        | 34.575        | 23.248        | 20.808        | 1'57.012        | 204,1        | 15:41'59.844 |
| Race Time 25'30.896 |               |               |               |               |                 |              |              |

**10° 8 B. IERACI [1'56.814]**

| Lap                 | Seg.1         | Seg.2         | Seg.3         | Seg.4         | Lap Time        | km/h         | Local Time   |
|---------------------|---------------|---------------|---------------|---------------|-----------------|--------------|--------------|
| 1                   |               | 34.721        | 23.395        | 20.815        | 1'58.327        | 133,9        | 15:18'27.275 |
| 2                   | 38.267        | 35.090        | <b>23.142</b> | 20.913        | 1'57.412        | 211,6        | 15:20'24.687 |
| 3                   | 38.739        | 34.440        | 23.562        | 20.668        | 1'57.409        | 206,4        | 15:22'22.096 |
| 4                   | 38.528        | 34.484        | 23.147        | <b>20.655</b> | <b>1'56.814</b> | <b>217,2</b> | 15:24'18.910 |
| 5                   | <b>38.144</b> | 34.425        | 23.343        | 20.975        | 1'56.887        | 211,2        | 15:26'15.797 |
| 6                   | 38.609        | 35.087        | 23.468        | 21.184        | 1'58.348        | 210,8        | 15:28'14.145 |
| 7                   | 38.590        | 34.737        | 23.464        | 21.040        | 1'57.831        | 203,3        | 15:30'11.976 |
| 8                   | 38.638        | 34.764        | 23.335        | 21.613        | 1'58.350        | 202,2        | 15:32'10.326 |
| 9                   | 39.226        | 34.629        | 23.429        | 21.342        | 1'58.626        | 198,5        | 15:34'08.952 |
| 10                  | 38.585        | <b>34.411</b> | 23.347        | 20.995        | 1'57.338        | 196,3        | 15:36'06.290 |
| 11                  | 38.715        | 34.683        | 23.340        | 20.984        | 1'57.722        | 200,3        | 15:38'04.012 |
| 12                  | 39.382        | 34.801        | 23.573        | 20.900        | 1'58.656        | 199,9        | 15:40'02.668 |
| 13                  | 38.276        | 34.661        | 23.490        | 20.842        | 1'57.269        | 205,2        | 15:41'59.937 |
| Race Time 25'30.989 |               |               |               |               |                 |              |              |

**11° 88 D. MOGEDA [1'56.651]**

| Lap                 | Seg.1         | Seg.2         | Seg.3         | Seg.4         | Lap Time        | km/h         | Local Time   |
|---------------------|---------------|---------------|---------------|---------------|-----------------|--------------|--------------|
| 1                   |               | 34.909        | 23.635        | 20.631        | 2'01.180        | 143,5        | 15:18'30.128 |
| 2                   | 38.490        | <b>34.438</b> | 23.377        | <b>20.524</b> | 1'56.829        | 213,7        | 15:20'26.957 |
| 3                   | <b>38.081</b> | 34.671        | 23.395        | 20.533        | 1'56.680        | 214,2        | 15:22'23.637 |
| 4                   | 38.561        | 34.624        | 23.787        | 20.654        | 1'57.626        | 210,4        | 15:24'21.263 |
| 5                   | 38.307        | 34.458        | 23.281        | 20.605        | <b>1'56.651</b> | 212,1        | 15:26'17.914 |
| 6                   | 38.356        | 34.847        | 23.787        | 20.728        | 1'57.718        | <b>215,4</b> | 15:28'15.632 |
| 7                   | 38.634        | 35.126        | 23.378        | 20.665        | 1'57.803        | 214,6        | 15:30'13.435 |
| 8                   | 38.891        | 34.876        | 23.744        | 20.606        | 1'58.117        | 208,8        | 15:32'11.552 |
| 9                   | 39.117        | 34.932        | <b>23.197</b> | 20.750        | 1'57.996        | 210,8        | 15:34'09.548 |
| 10                  | 38.817        | 34.726        | 23.231        | 20.803        | 1'57.577        | 208,0        | 15:36'07.125 |
| 11                  | 38.583        | 34.821        | 23.719        | 20.732        | 1'57.855        | 207,6        | 15:38'04.980 |
| 12                  | 38.736        | 34.980        | 23.352        | 20.922        | 1'57.990        | 212,1        | 15:40'02.970 |
| 13                  | 38.428        | 34.597        | 23.278        | 20.730        | 1'57.033        | 206,4        | 15:42'00.003 |
| Race Time 25'31.055 |               |               |               |               |                 |              |              |

**12° 35 Y. SAIZ MARQUEZ [1'56.436]**

| Lap | Seg.1  | Seg.2         | Seg.3         | Seg.4         | Lap Time        | km/h         | Local Time   |
|-----|--------|---------------|---------------|---------------|-----------------|--------------|--------------|
| 1   |        | 34.886        | 24.448        | 20.655        | 2'00.882        | 138,0        | 15:18'29.830 |
| 2   | 38.382 | 34.583        | <b>23.070</b> | <b>20.401</b> | <b>1'56.436</b> | 210,8        | 15:20'26.266 |
| 3   | 38.444 | 34.671        | 23.357        | 20.506        | 1'56.978        | 210,8        | 15:22'23.244 |
| 4   | 38.359 | 35.003        | 23.293        | 20.476        | 1'57.131        | 210,8        | 15:24'20.375 |
| 5   | 38.242 | <b>34.338</b> | 23.370        | 20.515        | 1'56.465        | <b>218,5</b> | 15:26'16.840 |
| 6   | 39.022 | 34.386        | 23.655        | 21.193        | 1'58.256        | 216,3        | 15:28'15.096 |
| 7   | 39.231 | 34.930        | 23.658        | 20.580        | 1'58.399        | 216,3        | 15:30'13.495 |
| 8   | 38.790 | 35.054        | 23.310        | 20.682        | 1'57.836        | 211,2        | 15:32'11.331 |

**13° 85 K. SABATUCCI [1'56.987]**

| Lap                 | Seg.1         | Seg.2         | Seg.3  | Seg.4         | Lap Time        | km/h         | Local Time   |              |
|---------------------|---------------|---------------|--------|---------------|-----------------|--------------|--------------|--------------|
| 1                   |               |               | 35.177 | <b>23.138</b> | 20.744          | 1'59.123     | 130,7        | 15:18'28.071 |
| 2                   | 38.115        | 34.865        | 24.006 | 20.673        | 1'57.659        | 213,7        | 15:20'25.730 |              |
| 3                   | 38.432        | 34.709        | 23.374 | 20.781        | 1'57.296        | 211,6        | 15:22'23.026 |              |
| 4                   | 38.647        | 34.979        | 23.404 | <b>20.567</b> | 1'57.597        | 215,4        | 15:24'20.623 |              |
| 5                   | 38.529        | 34.625        | 23.155 | 20.708        | 1'57.017        | 215,4        | 15:26'17.640 |              |
| 6                   | 38.278        | 35.078        | 23.533 | 21.371        | 1'58.260        | <b>216,7</b> | 15:28'15.900 |              |
| 7                   | 38.448        | 35.294        | 23.598 | 20.697        | 1'58.037        | 216,3        | 15:30'13.937 |              |
| 8                   | 38.534        | 34.903        | 23.709 | 20.629        | 1'57.775        | 210,4        | 15:32'11.712 |              |
| 9                   | 39.566        | 35.055        | 23.628 | 20.851        | 1'59.090        | 212,1        | 15:34'10.802 |              |
| 10                  | <b>37.994</b> | 34.603        | 23.459 | 20.931        | <b>1'56.987</b> | 209,6        | 15:36'07.789 |              |
| 11                  | 38.782        | 34.684        | 23.527 | 20.862        | 1'57.855        | 199,6        | 15:38'05.644 |              |
| 12                  | 38.459        | 34.853        | 23.736 | 20.989        | 1'58.037        | 205,6        | 15:40'03.681 |              |
| 13                  | 38.582        | <b>34.401</b> | 23.761 | 21.538        | 1'58.282        | 198,1        | 15:42'01.963 |              |
| Race Time 25'33.015 |               |               |        |               |                 |              |              |              |

**14° 23 S. MARKARIAN [1'56.354]**

| Lap                 | Seg.1         | Seg.2         | Seg.3         | Seg.4         | Lap Time        | km/h         | Local Time   |              |
|---------------------|---------------|---------------|---------------|---------------|-----------------|--------------|--------------|--------------|
| 1                   |               |               | 34.991        | 23.938        | 20.767          | 2'00.610     | 142,0        | 15:18'29.558 |
| 2                   | 38.455        | 34.495        | 23.135        | 20.438        | 1'56.523        | 212,5        | 15:20'26.081 |              |
| 3                   | 38.520        | 34.690        | 23.564        | 20.493        | 1'57.267        | 211,6        | 15:22'23.348 |              |
| 4                   | 38.474        | 35.029        | 23.340        | <b>20.429</b> | 1'57.272        | 210,4        | 15:24'20.620 |              |
| 5                   | <b>38.286</b> | <b>34.436</b> | <b>23.129</b> | 20.503        | <b>1'56.354</b> | 215,4        | 15:26'16.974 |              |
| 6                   | 38.905        | 34.676        | 23.557        | 20.913        | 1'58.051        | <b>217,6</b> | 15:28'15.025 |              |
| 7                   | 38.449        | 35.190        | 23.457        | 20.609        | 1'57.705        | 213,7        | 15:30'12.730 |              |
| 8                   | 39.008        | 35.293        | 23.462        | 20.839        | 1'58.602        | 210,0        | 15:32'11.332 |              |
| 9                   | 39.687        | 35.600        | 23.579        | 20.668        | 1'59.534        | 205,6        | 15:34'10.866 |              |
| 10                  | 38.757        | 34.699        | 23.405        | 20.924        | 1'57.785        | 209,6        | 15:36'08.651 |              |
| 11                  | 38.737        | 34.628        | 23.652        | 21.048        | 1'58.065        | 204,1        | 15:38'06.716 |              |
| 12                  | 38.689        | 34.674        | 23.436        | 20.870        | 1'57.669        | 201,4        | 15:40'04.385 |              |
| 13                  | 38.580        | 34.480        | 23.580        | 21.591        | 1'58.231        | 202,9        | 15:42'02.616 |              |
| Race Time 25'33.668 |               |               |               |               |                 |              |              |              |

**15° 41 M. GARCIA [1'56.385]**

| Lap                 | Seg.1         | Seg.2         | Seg.3         | Seg.4         | Lap Time        | km/h         | Local Time   |              |
|---------------------|---------------|---------------|---------------|---------------|-----------------|--------------|--------------|--------------|
| 1                   |               |               | 34.945        | 23.710        | 20.569          | 1'59.921     | 142,4        | 15:18'28.869 |
| 2                   | <b>38.135</b> | 34.682        | 23.635        | 20.501        | 1'56.953        | 215,4        | 15:20'25.822 |              |
| 3                   | 38.532        | 34.636        | 23.429        | 20.575        | 1'57.172        | 216,7        | 15:22'22.994 |              |
| 4                   | 38.609        | 34.811        | <b>23.267</b> | 20.516        | 1'57.203        | 214,2        | 15:24'20.197 |              |
| 5                   | 38.301        | <b>34.314</b> | 23.332        | <b>20.438</b> | <b>1'56.385</b> | 218,0        | 15:26'16.582 |              |
| 6                   | 38.981        | 34.345        | 23.734        | 20.950        | 1'58.010        | <b>219,4</b> | 15:28'14.592 |              |
| 7                   | 38.681        | 34.614        | 23.533        | 20.708        | 1'57.536        | 211,6        | 15:30'12.128 |              |
| 8                   | 38.914        | 34.919        | 23.627        | 21.183        | 1'58.643        | 199,9        | 15:32'10.771 |              |
| 9                   | 39.530        | 36.637        | 23.589        | 20.797        | 2'00.553        | 201,4        | 15:34'11.324 |              |
| 10                  | 38.429        | 34.841        | 23.435        | 20.815        | 1'57.520        | 208,0        | 15:36'08.844 |              |
| 11                  | 38.137        | 34.490        | 23.533        | 20.738        | 1'56.898        | 210,0        | 15:38'05.742 |              |
| 12                  | 38.529        | 35.073        | 23.723        | 20.900        | 1'58.225        | 209,2        | 15:40'03.967 |              |
| 13                  | 38.585        | 34.380        | 24.271        | 21.566        | 1'58.802        | 209,2        | 15:42'02.769 |              |
| Race Time 25'33.821 |               |               |               |               |                 |              |              |              |

**16° 81 I. PERISTERAS [1'56.606]**

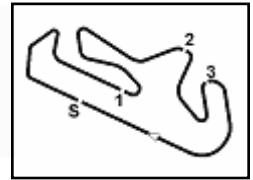
| Lap | Seg.1  | Seg.2  | Seg.3  | Seg.4  | Lap Time | km/h         | Local Time   |              |
|-----|--------|--------|--------|--------|----------|--------------|--------------|--------------|
| 1   |        |        | 35.564 | 23.440 | 20.799   | 2'01.898     | 144,9        | 15:18'30.846 |
| 2   | 38.172 | 34.826 | 23.242 | 21.021 | 1'57.261 | 213,3        | 15:20'28.107 |              |
| 3   | 38.235 | 34.767 | 23.420 | 21.057 | 1'57.479 | <b>215,4</b> | 15:22'25.586 |              |
| 4   | 38.414 | 34.961 | 23.248 | 20.901 | 1'57.524 | 208,4        | 15:24'23.110 |              |
| 5   | 38.300 | 34.848 | 23.535 | 20.973 | 1'57.656 | 208,8        | 15:26'20.766 |              |
| 6   | 38.422 | 34.701 | 23.438 | 20.977 | 1'57.538 | 203,3        | 15:28'18.304 |              |

09/10/2022

P = Pits In/Out - C = Lap Time Cancelled

These data/results cannot be reproduced, stored and/or transmitted in whole or in part by any manner of electronic, mechanical, photocopying, recording, broadcasting or otherwise now known or herein after developed without the previous express consent by the copyright owner, except for reproduction in daily press and regular printed publications on sale to the public within 60 days of the event related to those data/results and always provided that copyright symbol appears together as follows below.

© DORNA WSBK ORGANIZATION Srl 2022



Portimao 4.592 m

**Pirelli Portuguese Round, 7-9 October 2022**  
**Chronological Analysis Race 2**

Start at 15:16'28.948

**3 / 4**

|    |               |               |               |               |                 |       |              |    |        |               |               |        |          |       |              |
|----|---------------|---------------|---------------|---------------|-----------------|-------|--------------|----|--------|---------------|---------------|--------|----------|-------|--------------|
| 7  | 38.070        | 34.600        | <b>23.146</b> | 20.790        | <b>1'56.606</b> | 212,5 | 15:30'14.910 | 5  | 38.864 | 35.414        | 23.607        | 21.364 | 1'59.249 | 206,0 | 15:26'24.630 |
| 8  | 38.021        | 34.931        | 23.487        | <b>20.719</b> | 1'57.158        | 210,8 | 15:32'12.068 | 6  | 39.019 | 35.135        | <b>23.193</b> | 21.143 | 1'58.490 | 204,8 | 15:28'23.120 |
| 9  | 39.376        | 35.678        | 23.562        | 20.912        | 1'59.528        | 205,6 | 15:34'11.596 | 7  | 38.754 | <b>34.679</b> | <b>23.193</b> | 21.308 | 1'57.934 | 204,8 | 15:30'21.054 |
| 10 | 38.261        | 35.057        | 23.679        | 20.991        | 1'57.988        | 205,6 | 15:36'09.584 | 8  | 38.761 | 34.745        | 23.358        | 21.448 | 1'58.312 | 205,2 | 15:32'19.366 |
| 11 | <b>38.019</b> | 34.605        | 23.274        | 21.189        | 1'57.087        | 207,2 | 15:38'06.671 | 9  | 39.279 | 34.875        | 23.686        | 21.405 | 1'59.245 | 199,2 | 15:34'18.611 |
| 12 | 38.586        | 34.686        | 23.395        | 20.958        | 1'57.625        | 202,5 | 15:40'04.296 | 10 | 38.813 | 34.811        | 23.270        | 21.465 | 1'58.359 | 195,9 | 15:36'16.970 |
| 13 | 38.452        | <b>34.484</b> | 23.503        | 22.106        | 1'58.545        | 200,3 | 15:42'02.841 | 11 | 38.966 | 34.744        | 23.289        | 21.263 | 1'58.262 | 193,2 | 15:38'15.232 |

Race Time 25'33.893

Race Time 25'45.143

**17° 16 D. BORGES [1'56.631]**

| Lap | Seg1          | Seg2          | Seg3          | Seg4          | Lap Time        | km/h         | Local Time   |
|-----|---------------|---------------|---------------|---------------|-----------------|--------------|--------------|
| 1   |               | 35.151        | 23.751        | 20.687        | 2'01.314        | 146,2        | 15:18'30.262 |
| 2   | 38.741        | 35.049        | 23.366        | 20.696        | 1'57.852        | <b>215,0</b> | 15:20'28.114 |
| 3   | 38.316        | 34.835        | 23.420        | 20.791        | 1'57.362        | 212,1        | 15:22'25.476 |
| 4   | 38.393        | 34.730        | 23.245        | 20.802        | 1'57.170        | 206,0        | 15:24'22.646 |
| 5   | 38.253        | 34.701        | 23.263        | 21.000        | 1'57.217        | 207,6        | 15:26'19.863 |
| 6   | 38.779        | 34.868        | 23.590        | 20.932        | 1'58.169        | 202,2        | 15:28'18.032 |
| 7   | 38.185        | <b>34.498</b> | <b>23.160</b> | 20.788        | <b>1'56.631</b> | 205,2        | 15:30'14.663 |
| 8   | <b>38.048</b> | 34.820        | 23.952        | 20.874        | 1'57.694        | 208,0        | 15:32'12.357 |
| 9   | 38.961        | 35.385        | 23.613        | <b>20.550</b> | 1'58.509        | 207,6        | 15:34'10.866 |
| 10  | 38.724        | 34.910        | 23.936        | 20.973        | 1'58.543        | 208,8        | 15:36'09.409 |
| 11  | 38.499        | 34.868        | 23.322        | 21.056        | 1'57.745        | 201,0        | 15:38'07.154 |
| 12  | 38.731        | 34.662        | 23.233        | 21.087        | 1'57.713        | 204,5        | 15:40'04.867 |
| 13  | 38.381        | 34.503        | 23.575        | 21.539        | 1'57.998        | 199,6        | 15:42'02.865 |

Race Time 25'33.917

**18° 60 D. GEIGER [1'56.228]**

| Lap | Seg1          | Seg2          | Seg3          | Seg4          | Lap Time        | km/h         | Local Time   |
|-----|---------------|---------------|---------------|---------------|-----------------|--------------|--------------|
| 1   |               | 35.023        | 23.268        | 20.905        | 1'58.708        | 128,7        | 15:18'27.656 |
| 2   | 38.619        | 34.732        | 23.684        | 20.594        | 1'57.629        | 210,0        | 15:20'25.285 |
| 3   | 38.183        | 34.534        | 23.626        | 20.487        | 1'56.830        | 215,0        | 15:22'22.115 |
| 4   | 38.779        | 34.568        | 23.454        | <b>20.377</b> | 1'57.178        | 215,4        | 15:24'19.293 |
| 5   | 38.404        | 34.465        | 23.298        | 20.531        | 1'56.698        | <b>215,9</b> | 15:26'15.991 |
| 6   | 56.535        | 34.679        | 23.055        | 21.081        | 2'15.350        | 207,6        | 15:28'31.341 |
| 7   | 38.278        | 34.402        | 23.026        | 21.028        | 1'56.734        | 201,4        | 15:30'28.075 |
| 8   | 38.043        | 34.371        | 23.078        | 21.243        | 1'56.735        | 199,9        | 15:32'24.810 |
| 9   | 38.277        | 34.268        | 23.081        | 21.088        | 1'56.714        | 193,5        | 15:34'21.524 |
| 10  | 38.283        | 34.226        | 23.080        | 21.043        | 1'56.632        | 192,5        | 15:36'18.156 |
| 11  | 38.133        | <b>34.202</b> | <b>22.861</b> | 21.032        | <b>1'56.228</b> | 199,6        | 15:38'14.384 |
| 12  | <b>37.861</b> | 34.291        | 22.870        | 21.239        | 1'56.261        | 198,1        | 15:40'10.645 |
| 13  | 38.268        | 34.247        | 23.148        | 21.304        | 1'56.967        | 192,1        | 15:42'07.612 |

Race Time 25'38.664

**19° 47 F. SEABRIGHT [1'57.102]**

| Lap | Seg1          | Seg2          | Seg3          | Seg4          | Lap Time        | km/h         | Local Time   |
|-----|---------------|---------------|---------------|---------------|-----------------|--------------|--------------|
| 1   |               | 34.791        | 23.125        | 21.364        | 2'05.337        | 84,6         | 15:18'34.285 |
| 2   | 38.776        | 34.746        | 23.145        | 21.396        | 1'58.063        | 200,3        | 15:20'32.348 |
| 3   | 38.928        | 34.635        | 23.036        | 21.512        | 1'58.111        | 199,2        | 15:22'30.459 |
| 4   | 38.620        | 34.420        | <b>22.955</b> | 21.233        | 1'57.228        | 200,3        | 15:24'27.687 |
| 5   | 38.442        | 34.516        | 23.023        | <b>21.121</b> | <b>1'57.102</b> | 199,2        | 15:26'24.789 |
| 6   | <b>38.401</b> | 34.414        | 23.089        | 21.308        | 1'57.212        | <b>206,4</b> | 15:28'22.001 |
| 7   | 38.837        | 34.750        | 23.101        | 21.458        | 1'58.146        | 194,9        | 15:30'20.147 |
| 8   | 38.803        | 34.540        | 23.331        | 21.816        | 1'58.490        | 193,2        | 15:32'18.637 |
| 9   | 39.303        | 34.796        | 23.355        | 21.536        | 1'58.990        | 187,5        | 15:34'17.627 |
| 10  | 39.137        | 34.739        | 23.147        | 21.606        | 1'58.629        | 186,2        | 15:36'16.256 |
| 11  | 38.905        | 34.530        | 23.073        | 21.455        | 1'57.963        | 186,5        | 15:38'14.219 |
| 12  | 38.693        | <b>34.340</b> | 23.047        | 21.513        | 1'57.593        | 192,1        | 15:40'11.812 |
| 13  | 39.096        | 34.805        | 23.292        | 21.928        | 1'59.121        | 187,2        | 15:42'10.933 |

Race Time 25'41.985

**20° 59 A. ZANCA [1'57.669]**

| Lap | Seg1          | Seg2   | Seg3   | Seg4          | Lap Time        | km/h         | Local Time   |
|-----|---------------|--------|--------|---------------|-----------------|--------------|--------------|
| 1   |               | 35.712 | 23.396 | <b>20.921</b> | 2'02.409        | 146,0        | 15:18'31.357 |
| 2   | 38.571        | 34.739 | 23.374 | 20.985        | <b>1'57.669</b> | 207,6        | 15:20'29.026 |
| 3   | 39.143        | 34.824 | 23.367 | 21.017        | 1'58.351        | 208,8        | 15:22'27.377 |
| 4   | <b>38.539</b> | 34.895 | 23.374 | 21.196        | 1'58.004        | <b>209,6</b> | 15:24'25.381 |

**21° 2 I. GARCIA ABELLA [1'58.105]**

| Lap | Seg1          | Seg2          | Seg3          | Seg4          | Lap Time        | km/h         | Local Time   |
|-----|---------------|---------------|---------------|---------------|-----------------|--------------|--------------|
| 1   |               | 35.426        | 23.460        | <b>20.983</b> | 2'01.873        | 147,4        | 15:18'30.821 |
| 2   | <b>38.460</b> | 34.880        | 23.488        | 21.382        | 1'58.210        | 214,6        | 15:20'29.031 |
| 3   | 38.686        | 35.025        | <b>23.272</b> | 21.274        | 1'58.257        | <b>217,6</b> | 15:22'27.288 |
| 4   | 38.853        | 34.830        | 23.406        | 21.215        | 1'58.304        | 211,6        | 15:24'25.592 |
| 5   | 38.549        | 35.070        | 23.437        | 21.676        | 1'58.732        | 212,1        | 15:26'24.324 |
| 6   | 38.997        | <b>34.601</b> | 23.276        | 21.231        | <b>1'58.105</b> | 198,8        | 15:28'22.429 |
| 7   | 38.686        | 34.702        | 23.376        | 21.406        | 1'58.170        | 202,5        | 15:30'20.599 |
| 8   | 38.610        | 34.733        | 23.401        | 21.764        | 1'58.508        | 202,9        | 15:32'19.107 |
| 9   | 39.057        | 34.866        | 23.661        | 21.730        | 1'59.314        | 193,8        | 15:34'18.421 |
| 10  | 39.164        | 34.902        | 23.374        | 21.554        | 1'58.994        | 190,8        | 15:36'17.415 |
| 11  | 39.123        | 34.611        | 23.344        | 21.542        | 1'58.620        | 196,3        | 15:38'16.035 |
| 12  | 39.035        | 34.941        | 23.346        | 21.990        | 1'59.312        | 195,2        | 15:40'15.347 |
| 13  | 39.232        | 34.884        | 23.402        | 21.797        | 1'59.315        | 190,4        | 15:42'14.662 |

Race Time 25'45.714

**RET 13 D. BERGAMINI [1'56.383]**

| Lap | Seg1          | Seg2   | Seg3          | Seg4          | Lap Time        | km/h         | Local Time   |
|-----|---------------|--------|---------------|---------------|-----------------|--------------|--------------|
| 1   |               | 34.866 | 23.668        | 20.516        | 1'59.581        | 140,0        | 15:18'28.529 |
| 2   | <b>38.131</b> | 34.644 | 23.485        | 20.500        | 1'56.760        | <b>208,0</b> | 15:20'25.289 |
| 3   | 38.467        | 34.792 | 23.185        | 20.508        | 1'56.952        | <b>208,0</b> | 15:22'22.241 |
| 4   | 38.754        | 34.638 | 23.868        | 20.425        | 1'57.685        | 207,2        | 15:24'19.926 |
| 5   | 38.365        | 34.317 | 23.323        | <b>20.378</b> | <b>1'56.383</b> | 206,0        | 15:26'16.309 |
| 6   | 39.448        | 34.286 | 23.596        | 21.117        | 1'58.447        | 205,6        | 15:28'14.756 |
| 7   | 39.131        | 34.369 | 23.524        | 20.727        | 1'57.751        | 205,2        | 15:30'12.507 |
| 8   | 38.801        | 34.771 | 23.684        | 21.005        | 1'58.261        | 207,6        | 15:32'10.768 |
| 9   | 38.462        | 34.394 | 23.328        | 21.241        | 1'57.425        | 202,2        | 15:34'08.193 |
| 10  | 38.478        | 34.529 | 23.539        | 21.138        | 1'57.684        | 199,2        | 15:36'05.877 |
| 11  | 38.911        | 34.550 | 23.269        | 21.142        | 1'57.872        | 191,8        | 15:38'03.749 |
| 12  | 38.561        | 34.699 | <b>23.178</b> | 21.206        | 1'57.644        | 199,2        | 15:40'01.393 |

Race Time 23'32.445

**RET 79 T. ALONSO [1'56.292]**

| Lap | Seg1          | Seg2   | Seg3          | Seg4          | Lap Time        | km/h         | Local Time   |
|-----|---------------|--------|---------------|---------------|-----------------|--------------|--------------|
| 1   |               | 34.804 | 23.629        | 20.835        | 2'01.178        | 142,6        | 15:18'30.126 |
| 2   | 38.383        | 34.516 | 23.228        | <b>20.442</b> | 1'56.569        | 215,9        | 15:20'26.695 |
| 3   | 38.220        | 35.505 | <b>23.145</b> | 20.666        | 1'57.536        | <b>216,3</b> | 15:22'24.231 |
| 4   | 38.451        | 34.520 | 23.635        | 20.559        | 1'57.165        | 213,3        | 15:24'21.396 |
| 5   | <b>37.844</b> | 34.662 | 23.165        | 20.621        | <b>1'56.292</b> | <b>216,3</b> | 15:26'17.688 |
| 6   | 38.701        | 35.047 | 23.620        | 20.810        | 1'58.178        | 215,0        | 15:28'15.866 |
| 7   | 38.402        | 34.789 | 23.430        | 20.810        | 1'57.431        | 215,9        | 15:30'13.297 |
| 8   | 38.267        | 34.870 | 23.516        | 21.077        | 1'57.730        | 208,4        | 15:32'11.027 |
| 9   | 39.047        | 34.595 | 23.364        | 21.484        | 1'58.490        | 208,0        | 15:34'09.517 |
| 10  | 39.035        | 34.766 | 23.279        | 21.309        | 1'58.389        | 205,6        | 15:36'07.906 |
| 11  | 38.433        | 34.641 | 23.504        | 20.701        | 1'57.279        | 204,5        | 15:38'05.185 |
| 12  | 38.486        | 35.303 | 23.506        | 21.117        | 1'58.412        | 215,0        | 15:40'03.597 |

Race Time 23'34.649

**RET 69 T. ALBERTO [1'55.996]**

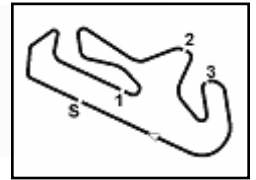
| Lap | Seg1          | Seg2   | Seg3          | Seg4          | Lap Time        | km/h  | Local Time   |
|-----|---------------|--------|---------------|---------------|-----------------|-------|--------------|
| 1   |               | 35.744 | 23.381        | 20.699        | 2'02.036        | 147,6 | 15:18'30.984 |
| 2   | 38.364        | 35.001 | 23.532        | 20.815        | 1'57.712        | 213,3 | 15:20'28.696 |
| 3   | <b>37.911</b> | 34.716 | 23.673        | 20.611        | 1'56.911        | 214,2 | 15:22'25.607 |
| 4   | 37.921        | 34.626 | <b>23.047</b> | <b>20.402</b> | <b>1'55.996</b> | 211,6 | 15:24'21.603 |

09/10/2022

P = Pits In/Out - C = Lap Time Cancelled

These data/results cannot be reproduced, stored and/or transmitted in whole or in part by any manner of electronic, mechanical, photocopying, recording, broadcasting or otherwise now known or herein after developed without the previous express consent by the copyright owner, except for reproduction in daily press and regular printed publications on sale to the public within 60 days of the event related to those data/results and always provided that copyright symbol appears together as follows below.

© DORNA WSBK ORGANIZATION Srl 2022



**Pirelli Portuguese Round, 7-9 October 2022**  
**Chronological Analysis Race 2**

Start at 15:16'28.948

|    |        |        |        |        |          |              |              |
|----|--------|--------|--------|--------|----------|--------------|--------------|
| 5  | 38.096 | 34.516 | 23.276 | 20.578 | 1'56.466 | 217,6        | 15:26'18.069 |
| 6  | 38.666 | 34.717 | 23.475 | 20.762 | 1'57.620 | <b>218,5</b> | 15:28'15.689 |
| 7  | 38.398 | 34.783 | 23.603 | 20.733 | 1'57.517 | 216,3        | 15:30'13.206 |
| 8  | 38.871 | 35.024 | 23.699 | 20.669 | 1'58.263 | 213,7        | 15:32'11.469 |
| 9  | 38.886 | 35.991 | 23.459 | 20.882 | 1'59.218 | 215,9        | 15:34'10.687 |
| 10 | 38.338 | 34.690 | 23.495 | 21.155 | 1'57.678 | 206,0        | 15:36'08.365 |
| 11 | 38.147 | 34.655 | 23.491 | 20.631 | 1'56.924 | 207,2        | 15:38'05.289 |
| 12 | 38.683 | 35.039 | 23.870 | 20.940 | 1'58.532 | 214,2        | 15:40'03.821 |

Race Time 23'34.873

**RET** **58 I. IGLESIAS (1'59.408)**

| Lap | Seg.1         | Seg.2         | Seg.3         | Seg.4         | Lap Time        | km/h         | Local Time   |
|-----|---------------|---------------|---------------|---------------|-----------------|--------------|--------------|
| 1   |               | 40.466        | 24.597        | 21.791        | 2'39.456        | 136,3        | 15:19'08.404 |
| 2   | 39.973        | <b>35.249</b> | <b>23.196</b> | 21.127        | 1'59.545        | 201,8        | 15:21'07.949 |
| 3   | 40.065        | 35.536        | 23.354        | <b>21.005</b> | 1'59.960        | <b>203,3</b> | 15:23'07.909 |
| 4   | <b>39.253</b> | 35.681        | 23.394        | 21.080        | <b>1'59.408</b> | <b>203,3</b> | 15:25'07.317 |
| 5   | 40.412        | 38.524        | 23.523        | 21.176        | 2'03.635        | 200,7        | 15:27'10.952 |
| 6   | 41.461        | 40.808        | 23.509        | 21.277        | 2'07.055        | 200,3        | 15:29'18.007 |
| 7   | 39.637        | 42.040        | 24.518        | 40.376        | 2'26.571P       | 194,9        | 15:31'44.578 |

Race Time 15'15.630

**RET** **12 H. MAIER (1'56.765)**

| Lap | Seg.1         | Seg.2         | Seg.3         | Seg.4         | Lap Time        | km/h         | Local Time   |
|-----|---------------|---------------|---------------|---------------|-----------------|--------------|--------------|
| 1   |               | 34.992        | <b>22.990</b> | 20.634        | 1'58.702        | 140,5        | 15:18'27.650 |
| 2   | <b>38.279</b> | 34.699        | 23.346        | 20.741        | 1'57.065        | 211,2        | 15:20'24.715 |
| 3   | 38.606        | <b>34.312</b> | 23.662        | 20.731        | 1'57.311        | 203,3        | 15:22'22.026 |
| 4   | 38.744        | 34.504        | 23.236        | <b>20.559</b> | 1'57.043        | 215,0        | 15:24'19.069 |
| 5   | 38.340        | 34.408        | 23.414        | 20.603        | <b>1'56.765</b> | <b>215,9</b> | 15:26'15.834 |

Race Time 9'46.886

09/10/2022

P = Pits In/Out - C = Lap Time Cancelled

These data/results cannot be reproduced, stored and/or transmitted in whole or in part by any manner of electronic, mechanical, photocopying, recording, broadcasting or otherwise now known or herein after developed without the previous express consent by the copyright owner, except for reproduction in daily press and regular printed publications on sale to the public within 60 days of the event related to those data/results and always provided that copyright symbol appears together as follows below.

© DORNA WSBK ORGANIZATION Srl 2022