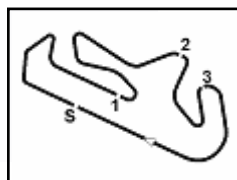


Portimao 4.592 m

Pirelli Portuguese Round, 7-9 October 2022
Biographical Entry List

No.	Rider (Abbreviation)	Age	Date of Birth	Place of Birth	Nat	Bike Team	Wins 2022	Podiums 2022	Pole 2022	Races 2022	Tyres
1	2 GARCIA ABELLA Iker [Gar]	18	11/07/2004	Alcanar	ESP	Yamaha YZF-R3 Yamaha MS Racing				16	Pirelli 14
2	8 IERACI Bruno [Ier]	22	14/08/2000	Giulianova	ITA	Kawasaki Ninja 400 Prodina Racing WorldSSP300		1		46	Pirelli 14
3	12 MAIER Humberto [Mai]	16	28/10/2005	Osasco	BRA	Yamaha YZF-R3 AD78 Team Brasil by MS Racing				14	Pirelli 14
4	13 BERGAMINI Devis [Ber]	19	01/03/2003	Bologna	ITA	Yamaha YZF-R3 ProGP Racing					Pirelli
5	14 MILLAN Alex [Mil]	17	23/11/2004	Barcelona	ESP	Kawasaki Ninja 400 SMW Racing				17	Pirelli 11
6*	16 BORGES Dinis [Bor]	17	16/03/2005	Sintra	POR	Kawasaki Ninja 400 Rame Moto Racing				4	Pirelli 2
7	23 MARKARIAN Sylvain [Mar]	23	23/06/1999	Nice	FRA	Kawasaki Ninja 400 Leader Team Flenbbo				38	Pirelli 12
8	26 GENNAI Mirko [Gen]	19	07/03/2003	Firenze	ITA	Yamaha YZF-R3 Team BrCorse		3		42	Pirelli 14
9	27 DIAZ Alvaro [Dia]	19	07/08/2003	Valencia	ESP	Yamaha YZF-R3 Arco Motor University Team	2	11		30	Pirelli 14
10	28 LEHMANN Lennox [Leh]	16	28/11/2005	Dresden	GER	KTM RC 390 R Freudenberg KTM - Paligo Racing				16	Pirelli 14
11	35 SAIZ MARQUEZ Yeray [Sai]	16	02/03/2006	Santander	ESP	Kawasaki Ninja 400 Accolade Smrz Racing				21	Pirelli 14
12	39 VALENTIM Enzo [Val]	18	29/05/2004	San Paulo	BRA	Yamaha YZF-R3 AD78 Team Brasil by MS Racing				4	Pirelli 4
13	41 GARCIA Marc [CaM]	22	01/11/1999	Barcelona	ESP	Yamaha YZF-R3 Yamaha MS Racing	7	14	2	49	Pirelli 14
14	43 KHOURI Harry [Kho]	18	01/03/2004	Penrith	AUS	Kawasaki Ninja 400 Team#109 Kawasaki				27	Pirelli 14
15	46 DI SORA Samuel [Dis]	21	08/05/2001	Bayonne	FRA	Kawasaki Ninja 400 Leader Team Flenbbo	2	11		47	Pirelli 14
16	47 SEABRIGHT Fenton [Sea]	20	14/06/2002	Chelmsford	GBR	Yamaha YZF-R3 Vinales Racing Team				14	Pirelli 14
17	58 IGLESIAS Inigo [Igl]	20	09/04/2002	Errenteria	ESP	Kawasaki Ninja 400 SMW Racing		4	1	40	Pirelli 12
18	59 ZANCA Alessandro [Zan]	18	12/02/2004	Rimini	ITA	Kawasaki Ninja 400 Kawasaki GP Project				32	Pirelli 14
19	60 GEIGER Dirk [Gei]	20	04/07/2002	Mannheim	GER	Kawasaki Ninja 400 Fusport-RT Motorsports by SKM-Kawasaki		1		14	Pirelli 12
20	61 OKAYA Yuta [Oka]	23	12/07/1999	Tokyo	JPN	Kawasaki Ninja 400 MTM Kawasaki	2	9	2	48	Pirelli 12
21	64 DE CANCELLIS Hugo [DeC]	21	05/09/2001	Avignon	FRA	Kawasaki Ninja 400 Prodina Racing WorldSSP300	1	7		53	Pirelli 14
22	69 ALBERTO Troy [Alb]	21	06/03/2001	San Juan City	PHI	Kawasaki Ninja 400 Fusport-RT Motorsports by SKM-Kawasaki				14	Pirelli 14
23	72 STEEMAN Victor [Ste]	22	15/06/2000	Zevenaar	NED	Kawasaki Ninja 400 MTM Kawasaki	5	6	6	41	Pirelli 14
24	73 PEREZ GONZALES Jose Luis [Per]	21	14/05/2001	Palma de Mallorca	ESP	Kawasaki Ninja 400 Accolade Smrz Racing				29	Pirelli 6
25	77 BIJMAN Ruben [Bij]	19	27/09/2003	Lopik	NED	Kawasaki Ninja 400 MTM Kawasaki				28	Pirelli 12
26*	79 ALONSO Tomas [Alo]	20	07/09/2002	Loures	POR	Kawasaki Ninja 400 Quaresma Racing Team				15	Pirelli 2
27	81 PERISTERAS Ioannis [Pel]	17	21/04/2005	Marousi	GRE	Yamaha YZF-R3 ProGP Racing				12	Pirelli 12
28	85 SABATUCCI Kevin [Sab]	23	07/04/1999	Ascoli Piceno	ITA	Kawasaki Ninja 400 Kawasaki GP Project	1	2	1	53	Pirelli 14
29	88 MOGEDA Daniel [Mog]	17	03/06/2005	Barcelona	ESP	Kawasaki Ninja 400 Team#109 Kawasaki				22	Pirelli 14
30	89 NUGROHO Wahyu [Nug]	19	14/01/2003	Boyolali, Jawa Tengah	INA	Yamaha YZF-R3 Team BrCorse					Pirelli
31	91 VANNUCCI Matteo [Van]	19	19/05/2003	Bagno a Ripoli	ITA	Yamaha YZF-R3 AG Motorsport Italia Yamaha	2	2	1	13	Pirelli 13
32	93 GAGGI Marco [Gag]	18	25/12/2003	Fano	ITA	Yamaha YZF-R3 Vinales Racing Team				28	Pirelli 10



Portimao 4.592 m

Pirelli Portuguese Round, 7-9 October 2022

Results Free Practice 1st Session

1 / 2

No.	Rider	Nat	Team	Bike	Time	Gap	Rel.	Laps	Speed	
									Avg	Max
1	73 J. PEREZ GONZALES	ESP	Accolade Smrz Racing	Kawasaki Ninja 400	1'55.197			13	143,504	218,0
2	72 V. STEEMAN	NED	MTM Kawasaki	Kawasaki Ninja 400	1'55.351	0.154	0.154	11	143,312	206,4
3	26 M. GENNAI	ITA	Team BrCorse	Yamaha YZF-R3	1'55.697	0.500	0.346	11	142,884	209,6
4	58 I. IGLESIAS	ESP	SMW Racing	Kawasaki Ninja 400	1'55.778	0.581	0.081	10	142,784	204,8
5	8 B. IERACI	ITA	Prodina Racing WorldSSP300	Kawasaki Ninja 400	1'55.924	0.727	0.146	13	142,604	212,1
6	14 A. MILLAN	ESP	SMW Racing	Kawasaki Ninja 400	1'56.025	0.828	0.101	12	142,480	211,2
7	85 K. SABATUCCI	ITA	Kawasaki GP Project	Kawasaki Ninja 400	1'56.058	0.861	0.033	9	142,439	210,4
8	60 D. GEIGER	GER	Fusport-RT Motorsports by SKM-Kawasaki	Kawasaki Ninja 400	1'56.074	0.877	0.016	14	142,419	218,0
9	27 A. DIAZ	ESP	Arco Motor University Team	Yamaha YZF-R3	1'56.268	1.071	0.194	12	142,182	206,0
10	35 Y. SAIZ MARQUEZ	ESP	Accolade Smrz Racing	Kawasaki Ninja 400	1'56.311	1.114	0.043	11	142,129	210,4
11	77 R. BIJMAN	NED	MTM Kawasaki	Kawasaki Ninja 400	1'56.405	1.208	0.094	14	142,015	213,3
12	47 F. SEABRIGHT	GBR	Vinales Racing Team	Yamaha YZF-R3	1'56.455	1.258	0.050	12	141,954	207,2
13	41 M. GARCIA	ESP	Yamaha MS Racing	Yamaha YZF-R3	1'56.532	1.335	0.077	12	141,860	211,6
14	39 E. VALENTIM	BRA	AD78 Team Brasil by MS Racing	Yamaha YZF-R3	1'56.555	1.358	0.023	11	141,832	211,6
15	12 H. MAIER	BRA	AD78 Team Brasil by MS Racing	Yamaha YZF-R3	1'56.598	1.401	0.043	11	141,779	210,0
16	46 S. DI SORA	FRA	Leader Team Flembbo	Kawasaki Ninja 400	1'56.603	1.406	0.005	12	141,773	212,1
17	64 H. DE CANCELLIS	FRA	Prodina Racing WorldSSP300	Kawasaki Ninja 400	1'56.654	1.457	0.051	14	141,711	213,7
18	61 Y. OKAYA	JPN	MTM Kawasaki	Kawasaki Ninja 400	1'56.668	1.471	0.014	13	141,694	207,2
19	91 M. VANNUCCI	ITA	AG Motorsport Italia Yamaha	Yamaha YZF-R3	1'57.019	1.822	0.351	12	141,269	209,6
20	13 D. BERGAMINI	ITA	ProGP Racing	Yamaha YZF-R3	1'57.043	1.846	0.024	14	141,240	208,0
21	88 D. MOGEDA	ESP	Team#109 Kawasaki	Kawasaki Ninja 400	1'57.094	1.897	0.051	14	141,179	211,2
22	28 L. LEHMANN	GER	Freudenberg KTM - Paligo Racing	KTM RC 390 R	1'57.094	1.897	0.000	13	141,179	210,0
23	59 A. ZANCA	ITA	Kawasaki GP Project	Kawasaki Ninja 400	1'57.262	2.065	0.168	10	140,977	209,6
24	93 M. GAGGI	ITA	Vinales Racing Team	Yamaha YZF-R3	1'57.697	2.500	0.435	10	140,456	208,0
25	43 H. KHOURI	AUS	Team#109 Kawasaki	Kawasaki Ninja 400	1'57.730	2.533	0.033	12	140,416	209,2
26	89 W. NUGROHO	INA	Team BrCorse	Yamaha YZF-R3	1'57.769	2.572	0.039	14	140,370	207,2
27	2 I. GARCIA ABELLA	ESP	Yamaha MS Racing	Yamaha YZF-R3	1'57.820	2.623	0.051	11	140,309	208,8
28	79 T. ALONSO	POR	Quaresma Racing Team	Kawasaki Ninja 400	1'57.825	2.628	0.005	11	140,303	211,2
29	69 T. ALBERTO	PHI	Fusport-RT Motorsports by SKM-Kawasaki	Kawasaki Ninja 400	1'57.847	2.650	0.022	12	140,277	212,9
30	23 S. MARKARIAN	FRA	Leader Team Flembbo	Kawasaki Ninja 400	1'58.103	2.906	0.256	11	139,973	212,9
31	81 I. PERISTERAS	GRE	ProGP Racing	Yamaha YZF-R3	1'58.134	2.937	0.031	12	139,936	207,2
32	16 D. BORGES	POR	Rame Moto Racing	Kawasaki Ninja 400	1'58.708	3.511	0.574	13	139,259	203,3

Qualifying Lap Time (105% of 1'55.197): 2'00.957

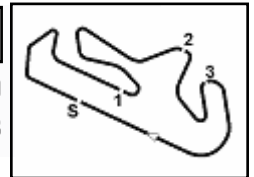
AIR	Humidity:	61%	Temp:	23°C
TRACK	Condition:	Dry	Temp:	27°C

Records	Pole	(SP)	2019 M.Gonzalez	1'55.345	143,320	Km/h
	Race	(RC)	2019 M.Gonzalez	1'55.810	142,740	Km/h
	All Times	(WUP)	2019 S.Deroue	1'55.344	143,320	Km/h

Start 07/10/2022 09:45 End 10:20 The results are provisional until the end of the time limit for protests and appeals and the completion of the technical checks.

These data/results cannot be reproduced, stored and/or transmitted in whole or in part by any manner of electronic, mechanical, photocopying, recording, broadcasting or otherwise now known or herein after developed without the previous express consent by the copyright owner, except for reproduction in daily press and regular printed publications on sale to the public within 60 days of the event related to those data/results and always provided that copyright symbol appears together as follows below.

© DORNA WSBK ORGANIZATION Srl 2022



Pirelli Portuguese Round, 7-9 October 2022
Results Free Practice 1st Session

Session Highlights

Local Time	No. Rider	Description
09.45.00		Start
10.01.19	69 T. ALBERTO	Lap Cancelled [1'58.954] - Exceeded Track Limits - Turn 2
10.05.23	39 E. VALENTIM	Lap Cancelled [2'21.569] - Exceeded Track Limits - Turn 1
10.11.46	58 I. IGLESIAS	Crashed - Turn 13
10.12.07	58 I. IGLESIAS	Re-joined
10.16.58	79 T. ALONSO	Technical Problem - Turn 14
10.18.14	89 W. NUGROHO	Lap Cancelled [1'59.293] - Yellow Flag - Turn 13
10.18.20	39 E. VALENTIM	Lap Cancelled [1'57.432] - Yellow Flag - Turn 13
10.18.25	73 J. PEREZ GONZALES	Lap Cancelled [1'55.785] - Yellow Flag - Turn 13
10.18.29	35 Y. SAIZ MARQUEZ	Lap Cancelled [1'57.909] - Yellow Flag - Turn 13
10.18.34	16 D. BORGES	Lap Cancelled [1'59.150] - Yellow Flag - Turn 13
10.18.39	59 A. ZANCA	Lap Cancelled [1'59.206] - Yellow Flag - Turn 13
10.18.44	88 D. MOGEDA	Lap Cancelled [1'57.713] - Yellow Flag - Turn 13
10.18.49	41 M. GARCIA	Lap Cancelled [1'57.454] - Yellow Flag - Turn 13
10.18.54	12 H. MAIER	Lap Cancelled [1'58.373] - Yellow Flag - Turn 13
10.18.59	72 V. STEEMAN	Lap Cancelled [1'57.092] - Yellow Flag - Turn 13
10.20.59		End Of Session

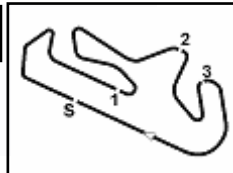
Fastest Laps Sequence

No.	Rider	Nat	Team	Bike	Local Time	Time	Gap	Avg
73	J. PEREZ GONZALES	ESP	Accolade Smrz Racing	Kawasaki Ninja 400	09:49'18.307	1'59.715		138,088
46	S. DI SORA	FRA	Leader Team Flembbo	Kawasaki Ninja 400	09:49'36.193	1'59.397	-0.318	138,456
85	K. SABATUCCI	ITA	Kawasaki GP Project	Kawasaki Ninja 400	09:49'40.559	1'58.799	-0.598	139,153
58	I. IGLESIAS	ESP	SMW Racing	Kawasaki Ninja 400	09:50'12.143	1'57.866	-0.933	140,254
72	V. STEEMAN	NED	MTM Kawasaki	Kawasaki Ninja 400	09:50'30.177	1'57.553	-0.313	140,628
58	I. IGLESIAS	ESP	SMW Racing	Kawasaki Ninja 400	09:52'08.794	1'56.651	-0.902	141,715
72	V. STEEMAN	NED	MTM Kawasaki	Kawasaki Ninja 400	09:52'26.427	1'56.250	-0.401	142,204
72	V. STEEMAN	NED	MTM Kawasaki	Kawasaki Ninja 400	09:54'22.571	1'56.144	-0.106	142,334
72	V. STEEMAN	NED	MTM Kawasaki	Kawasaki Ninja 400	09:56'18.378	1'55.807	-0.337	142,748
72	V. STEEMAN	NED	MTM Kawasaki	Kawasaki Ninja 400	09:58'13.952	1'55.574	-0.233	143,036
72	V. STEEMAN	NED	MTM Kawasaki	Kawasaki Ninja 400	10:00'09.303	1'55.351	-0.223	143,312
73	J. PEREZ GONZALES	ESP	Accolade Smrz Racing	Kawasaki Ninja 400	10:08'06.381	1'55.197	-0.154	143,504

Start 09:45 End 10:20 The results are provisional until the end of the time limit for protests and appeals and the completion of the technical checks.

These data/results cannot be reproduced, stored and/or transmitted in whole or in part by any manner of electronic, mechanical, photocopying, recording, broadcasting or otherwise now known or herein after developed without the previous express consent by the copyright owner, except for reproduction in daily press and regular printed publications on sale to the public within 60 days of the event related to those data/results and always provided that copyright symbol appears together as follows below.

© DORNA WSBK ORGANIZATION Srl 2022



Portimao 4.592 m

**Pirelli Portuguese Round, 7-9 October 2022
Best Sectors & Speed Free Practice 1st Session**

BEST LAP			
1	73	J. PEREZ GONZALES	Kawasaki Ninja 400 1'55.197
2	72	V. STEEMAN	Kawasaki Ninja 400 1'55.351
3	26	M. GENNAI	Yamaha YZF-R3 1'55.697
4	58	I. IGLESIAS	Kawasaki Ninja 400 1'55.778
5	8	B. IERACI	Kawasaki Ninja 400 1'56.924
6	14	A. MILLAN	Kawasaki Ninja 400 1'56.025
7	85	K. SABATUCCI	Kawasaki Ninja 400 1'56.058
8	60	D. GEIGER	Kawasaki Ninja 400 1'56.074
9	27	A. DIAZ	Yamaha YZF-R3 1'56.268
10	35	Y. SAIZ MARQUEZ	Kawasaki Ninja 400 1'56.311
11	77	R. BIJMAN	Kawasaki Ninja 400 1'56.405
12	47	F. SEABRIGHT	Yamaha YZF-R3 1'56.455
13	41	M. GARCIA	Yamaha YZF-R3 1'56.532
14	39	E. VALENTIM	Yamaha YZF-R3 1'56.555
15	12	H. MAIER	Yamaha YZF-R3 1'56.598
16	46	S. DI SORA	Kawasaki Ninja 400 1'56.603
17	64	H. DE CANCELLIS	Kawasaki Ninja 400 1'56.654
18	61	Y. OKAYA	Kawasaki Ninja 400 1'56.668
19	91	M. VANNUCCI	Yamaha YZF-R3 1'57.019
20	13	D. BERGAMINI	Yamaha YZF-R3 1'57.043
21	28	L. LEHMANN	KTM RC 390 R 1'57.094
22	88	D. MOGEDA	Kawasaki Ninja 400 1'57.094
23	59	A. ZANCA	Kawasaki Ninja 400 1'57.262
24	93	M. GAGGI	Yamaha YZF-R3 1'57.697
25	43	H. KHOURI	Kawasaki Ninja 400 1'57.730
26	89	W. NUGROHO	Yamaha YZF-R3 1'57.769
27	2	I. GARCIA ABELLA	Yamaha YZF-R3 1'57.820
28	79	T. ALONSO	Kawasaki Ninja 400 1'57.825
29	69	T. ALBERTO	Kawasaki Ninja 400 1'57.847
30	23	S. MARKARIAN	Kawasaki Ninja 400 1'58.103
31	81	I. PERISTERAS	Yamaha YZF-R3 1'58.134
32	16	D. BORGES	Kawasaki Ninja 400 1'58.708

SPEED			
1	73	J. PEREZ GONZALES	Kawasaki Ninja 400 218,0
2	60	D. GEIGER	Kawasaki Ninja 400 218,0
3	64	H. DE CANCELLIS	Kawasaki Ninja 400 213,7
4	77	R. BIJMAN	Kawasaki Ninja 400 213,3
5	69	T. ALBERTO	Kawasaki Ninja 400 212,9
6	23	S. MARKARIAN	Kawasaki Ninja 400 212,9
7	46	S. DI SORA	Kawasaki Ninja 400 212,1
8	8	B. IERACI	Kawasaki Ninja 400 212,1
9	41	M. GARCIA	Yamaha YZF-R3 211,6
10	39	E. VALENTIM	Yamaha YZF-R3 211,6
11	79	T. ALONSO	Kawasaki Ninja 400 211,2
12	14	A. MILLAN	Kawasaki Ninja 400 211,2
13	88	D. MOGEDA	Kawasaki Ninja 400 211,2
14	35	Y. SAIZ MARQUEZ	Kawasaki Ninja 400 210,4
15	85	K. SABATUCCI	Kawasaki Ninja 400 210,4
16	28	L. LEHMANN	KTM RC 390 R 210,0
17	12	H. MAIER	Yamaha YZF-R3 210,0
18	59	A. ZANCA	Kawasaki Ninja 400 209,6
19	26	M. GENNAI	Yamaha YZF-R3 209,6
20	91	M. VANNUCCI	Yamaha YZF-R3 209,6
21	43	H. KHOURI	Kawasaki Ninja 400 209,2
22	2	I. GARCIA ABELLA	Yamaha YZF-R3 208,8
23	93	M. GAGGI	Yamaha YZF-R3 208,0
24	13	D. BERGAMINI	Yamaha YZF-R3 208,0
25	81	I. PERISTERAS	Yamaha YZF-R3 207,2
26	47	F. SEABRIGHT	Yamaha YZF-R3 207,2
27	61	Y. OKAYA	Kawasaki Ninja 400 207,2
28	89	W. NUGROHO	Yamaha YZF-R3 207,2
29	72	V. STEEMAN	Kawasaki Ninja 400 206,4
30	27	A. DIAZ	Yamaha YZF-R3 206,0
31	58	I. IGLESIAS	Kawasaki Ninja 400 204,8
32	16	D. BORGES	Kawasaki Ninja 400 203,3

SEG. 1		
1	72	V. STEEMAN 37.582
2	60	D. GEIGER 37.745
3	26	M. GENNAI 37.749
4	85	K. SABATUCCI 37.797
5	73	J. PEREZ GONZALES 37.832
6	77	R. BIJMAN 37.836
7	8	B. IERACI 37.838
8	41	M. GARCIA 37.909
9	14	A. MILLAN 37.996
10	88	D. MOGEDA 38.029
11	61	Y. OKAYA 38.042
12	58	I. IGLESIAS 38.074
13	64	H. DE CANCELLIS 38.091
14	13	D. BERGAMINI 38.180
15	27	A. DIAZ 38.230
16	39	E. VALENTIM 38.234
17	69	T. ALBERTO 38.258
18	46	S. DI SORA 38.271
19	35	Y. SAIZ MARQUEZ 38.294
20	47	F. SEABRIGHT 38.346
21	28	L. LEHMANN 38.376
22	93	M. GAGGI 38.408
23	12	H. MAIER 38.424
24	89	W. NUGROHO 38.444
25	59	A. ZANCA 38.448
26	91	M. VANNUCCI 38.468
27	81	I. PERISTERAS 38.484
28	79	T. ALONSO 38.496
29	43	H. KHOURI 38.535
30	2	I. GARCIA ABELLA 38.540
31	23	S. MARKARIAN 38.541
32	16	D. BORGES 38.752

SEG. 2		
1	72	V. STEEMAN 33.869
2	58	I. IGLESIAS 33.961
3	26	M. GENNAI 33.999
4	41	M. GARCIA 34.044
5	35	Y. SAIZ MARQUEZ 34.062
6	77	R. BIJMAN 34.063
7	73	J. PEREZ GONZALES 34.072
8	60	D. GEIGER 34.085
9	27	A. DIAZ 34.097
10	14	A. MILLAN 34.108
11	85	K. SABATUCCI 34.161
12	13	D. BERGAMINI 34.213
13	8	B. IERACI 34.234
14	46	S. DI SORA 34.265
15	12	H. MAIER 34.282
16	61	Y. OKAYA 34.337
17	47	F. SEABRIGHT 34.366
18	39	E. VALENTIM 34.389
19	59	A. ZANCA 34.416
20	91	M. VANNUCCI 34.428
21	64	H. DE CANCELLIS 34.433
22	89	W. NUGROHO 34.433
23	88	D. MOGEDA 34.512
24	2	I. GARCIA ABELLA 34.532
25	43	H. KHOURI 34.560
26	79	T. ALONSO 34.592
27	69	T. ALBERTO 34.620
28	28	L. LEHMANN 34.692
29	93	M. GAGGI 34.695
30	23	S. MARKARIAN 34.794
31	81	I. PERISTERAS 34.835
32	16	D. BORGES 35.052

SEG. 3		
1	72	V. STEEMAN 22.691
2	73	J. PEREZ GONZALES 22.840
3	27	A. DIAZ 22.878
4	8	B. IERACI 22.890
5	47	F. SEABRIGHT 22.895
6	41	M. GARCIA 22.930
7	58	I. IGLESIAS 22.958
8	60	D. GEIGER 22.990
9	12	H. MAIER 22.993
10	46	S. DI SORA 23.002
11	35	Y. SAIZ MARQUEZ 23.013
12	61	Y. OKAYA 23.017
13	14	A. MILLAN 23.026
14	91	M. VANNUCCI 23.048
15	26	M. GENNAI 23.059
16	77	R. BIJMAN 23.079
17	39	E. VALENTIM 23.125
18	43	H. KHOURI 23.147
19	85	K. SABATUCCI 23.194
20	89	W. NUGROHO 23.235
21	64	H. DE CANCELLIS 23.237
22	28	L. LEHMANN 23.255
23	93	M. GAGGI 23.276
24	13	D. BERGAMINI 23.319
25	59	A. ZANCA 23.338
26	2	I. GARCIA ABELLA 23.352
27	79	T. ALONSO 23.363
28	69	T. ALBERTO 23.400
29	88	D. MOGEDA 23.443
30	16	D. BORGES 23.450
31	23	S. MARKARIAN 23.459
32	81	I. PERISTERAS 23.502

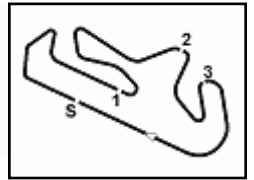
SEG. 4		
1	73	J. PEREZ GONZALES 20.433
2	26	M. GENNAI 20.526
3	8	B. IERACI 20.532
4	14	A. MILLAN 20.554
5	64	H. DE CANCELLIS 20.577
6	85	K. SABATUCCI 20.624
7	91	M. VANNUCCI 20.628
8	60	D. GEIGER 20.642
9	61	Y. OKAYA 20.645
10	35	Y. SAIZ MARQUEZ 20.645
11	77	R. BIJMAN 20.662
12	58	I. IGLESIAS 20.675
13	41	M. GARCIA 20.686
14	47	F. SEABRIGHT 20.698
15	72	V. STEEMAN 20.700
16	79	T. ALONSO 20.717
17	39	E. VALENTIM 20.723
18	12	H. MAIER 20.756
19	28	L. LEHMANN 20.771
20	46	S. DI SORA 20.777
21	13	D. BERGAMINI 20.792
22	88	D. MOGEDA 20.806
23	81	I. PERISTERAS 20.823
24	89	W. NUGROHO 20.828
25	23	S. MARKARIAN 20.901
26	43	H. KHOURI 20.916
27	27	A. DIAZ 20.945
28	59	A. ZANCA 20.998
29	69	T. ALBERTO 21.010
30	2	I. GARCIA ABELLA 21.073
31	16	D. BORGES 21.191
32	93	M. GAGGI 21.278

07/10/2022

These data/results cannot be reproduced, stored and/or transmitted in whole or in part by any manner of electronic, mechanical, photocopying, recording, broadcasting or otherwise now known or herein after developed without the previous express consent by the copyright owner, except for reproduction in daily press and regular printed publications on sale to the public within 60 days of the event related to those data/results and always provided that copyright symbol appears together as follows below.

© DORNA WSBK ORGANIZATION Srl 2022





Portimao 4.592 m

Pirelli Portuguese Round, 7-9 October 2022
Ideal Times Free Practice 1st Session

No. Rider	Nat	Bike	Seg. 1 Diff. 1	Seg. 2 Diff. 2	Seg. 3 Diff. 3	Seg. 4 Diff. 4	Ideal Time Best Lap	Pos.	Diff.
1 72 V. STEEMAN	NED	Kawasaki Ninja 400	37.582	33.869	22.691 +0.166	20.700 +0.343	1'54.842 1'55.351	2	0.509
2 73 J. PEREZ GONZALES	ESP	Kawasaki Ninja 400	37.832 +0.020	34.072	22.840	20.433	1'55.177 1'55.197	1	0.020
3 26 M. GENNAI	ITA	Yamaha YZF-R3	37.749	33.999	23.059 +0.138	20.526 +0.226	1'55.333 1'55.697	3	0.364
4 60 D. GEIGER	GER	Kawasaki Ninja 400	37.745 +0.086	34.085	22.990 +0.491	20.642 +0.035	1'55.462 1'56.074	8	0.612
5 8 B. IERACI	ITA	Kawasaki Ninja 400	37.838	34.234	22.890 +0.430	20.532	1'55.494 1'55.924	5	0.430
6 41 M. GARCIA	ESP	Yamaha YZF-R3	37.909 +0.366	34.044 +0.173	22.930	20.686 +0.424	1'55.569 1'56.532	13	0.963
7 77 R. BUJMAN	NED	Kawasaki Ninja 400	37.836 +0.163	34.063 +0.243	23.079 +0.359	20.662	1'55.640 1'56.405	11	0.765
8 58 I. IGLESIAS	ESP	Kawasaki Ninja 400	38.074 +0.083	33.961	22.958 +0.027	20.675	1'55.668 1'55.778	4	0.110
9 14 A. MILLAN	ESP	Kawasaki Ninja 400	37.996 +0.228	34.108 +0.113	23.026	20.554	1'55.684 1'56.025	6	0.341
10 85 K. SABATUCCI	ITA	Kawasaki Ninja 400	37.797 +0.018	34.161	23.194 +0.264	20.624	1'55.776 1'56.058	7	0.282
11 35 Y. SAIZ MARQUEZ	ESP	Kawasaki Ninja 400	38.294 +0.200	34.062	23.013 +0.097	20.645	1'56.014 1'56.311	10	0.297
12 61 Y. OKAYA	JPN	Kawasaki Ninja 400	38.042 +0.298	34.337 +0.153	23.017 +0.158	20.645 +0.018	1'56.041 1'56.668	18	0.627
13 27 A. DIAZ	ESP	Yamaha YZF-R3	38.230	34.097	22.878 +0.118	20.945	1'56.150 1'56.268	9	0.118
14 47 F. SEABRIGHT	GBR	Yamaha YZF-R3	38.346	34.366 +0.071	22.895	20.698 +0.079	1'56.305 1'56.455	12	0.150
15 46 S. DI SORA	FRA	Kawasaki Ninja 400	38.271 +0.058	34.265	23.002	20.777 +0.230	1'56.315 1'56.603	16	0.288
16 64 H. DE CANCELLIS	FRA	Kawasaki Ninja 400	38.091 +0.275	34.433	23.237 +0.041	20.577	1'56.338 1'56.654	17	0.316
17 12 H. MAIER	BRA	Yamaha YZF-R3	38.424 +0.045	34.282	22.993	20.756 +0.098	1'56.455 1'56.598	15	0.143
18 39 E. VALENTIM	BRA	Yamaha YZF-R3	38.234 +0.042	34.389	23.125 +0.042	20.723	1'56.471 1'56.555	14	0.084
19 13 D. BERGAMINI	ITA	Yamaha YZF-R3	38.180	34.213 +0.259	23.319 +0.280	20.792	1'56.504 1'57.043	20	0.539
20 91 M. VANNUCCI	ITA	Yamaha YZF-R3	38.468 +0.387	34.428	23.048 +0.060	20.628	1'56.572 1'57.019	19	0.447
21 88 D. MOGEDA	ESP	Kawasaki Ninja 400	38.029	34.512 +0.267	23.443 +0.037	20.806	1'56.790 1'57.094	22	0.304
22 89 W. NUGROHO	INA	Yamaha YZF-R3	38.444 +0.407	34.433	23.235 +0.061	20.828 +0.361	1'56.940 1'57.769	26	0.829
23 28 L. LEHMANN	GER	KTM RC 390 R	38.376	34.692	23.255	20.771	1'57.094 1'57.094	21	
24 43 H. KHOURI	AUS	Kawasaki Ninja 400	38.535 +0.245	34.560 +0.107	23.147 +0.168	20.916 +0.052	1'57.158 1'57.730	25	0.572
25 79 T. ALONSO	POR	Kawasaki Ninja 400	38.496	34.592 +0.262	23.363	20.717 +0.395	1'57.168 1'57.825	28	0.657
26 59 A. ZANCA	ITA	Kawasaki Ninja 400	38.448	34.416	23.338	20.998 +0.062	1'57.200 1'57.262	23	0.062
27 69 T. ALBERTO	PHI	Kawasaki Ninja 400	38.258 +0.029	34.620 +0.128	23.400 +0.032	21.010 +0.370	1'57.288 1'57.847	29	0.559
28 2 I. GARCIA ABELLA	ESP	Yamaha YZF-R3	38.540	34.532 +0.116	23.352	21.073 +0.207	1'57.497 1'57.820	27	0.323
29 81 I. PERISTERAS	GRE	Yamaha YZF-R3	38.484	34.835	23.502 +0.310	20.823 +0.180	1'57.644 1'58.134	31	0.490
30 93 M. GAGGI	ITA	Yamaha YZF-R3	38.408	34.695	23.276 +0.040	21.278	1'57.657 1'57.697	24	0.040
31 23 S. MARKARIAN	FRA	Kawasaki Ninja 400	38.541 +0.054	34.794 +0.068	23.459 +0.086	20.901 +0.200	1'57.695 1'58.103	30	0.408
32 16 D. BORGES	POR	Kawasaki Ninja 400	38.752	35.052	23.450 +0.241	21.191 +0.022	1'58.445 1'58.708	32	0.263
Overall Ideal Time			37.582	33.869	22.691	20.433	1'54.575		

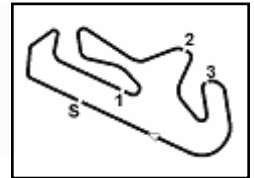
07/10/2022

These data/results cannot be reproduced, stored and/or transmitted in whole or in part by any manner of electronic, mechanical, photocopying, recording, broadcasting or otherwise now known or herein after developed without the previous express consent by the copyright owner, except for reproduction in daily press and regular printed publications on sale to the public within 60 days of the event related to those data/results and always provided that copyright symbol appears together as follows below.

© DORNA WSBK ORGANIZATION Srl 2022

FIGR PERUGIA TIMING





**Pirelli Portuguese Round, 7-9 October 2022
Chronological Analysis Free Practice 1st Session**

1° 73 J. PEREZ GONZALES [1'55.197]								5° 8 B. IERACI [1'55.924]							
Lap	Seg1	Seg2	Seg3	Seg4	Lap Time	km/h	Local Time	Lap	Seg1	Seg2	Seg3	Seg4	Lap Time	km/h	Local Time
1		37.342	24.210	21.664			9:47'18.592	1		47.552	29.266	21.681			9:48'04.360
2	39.656	35.466	23.307	21.286	1'59.715	192,1	9:49'18.307	2	39.472	35.120	23.493	21.243	1'59.328	206,4	9:50'03.688
3	39.283	34.737	23.133	21.191	1'58.344	194,9	9:51'16.651	3	38.664	34.827	23.289	21.316	1'58.096	203,7	9:52'01.784
4	39.047	34.599	23.109	21.109	1'57.864	196,7	9:53'14.515	4	40.734	36.930	24.880	21.343	2'03.887	197,7	9:54'05.671
5	38.863	34.275	23.042	21.166	1'57.346	197,0	9:55'11.861	5	38.263	34.364	23.262	21.189	1'57.078	212,1	9:56'02.749
6	38.588	46.512	24.188	43.068	2'32.356P	196,7	9:57'44.217	6	39.384	34.758	23.557	41.454	2'19.153P	200,3	9:58'21.902
7	2'57.713	34.811			4'28.356P		10:02'12.573	7	2'27.786	34.613	24.130	21.188	3'47.717P		10:02'09.619
8	38.137	34.132	23.229	20.748	1'56.246	202,9	10:04'08.819	8	37.945	34.384	22.951	20.694	1'55.974	207,6	10:04'05.593
9	38.145	34.915			2'02.365	206,8	10:06'11.184	9	38.164	38.431	23.397	20.784	2'00.776	208,4	10:06'06.369
10	37.852	34.072	22.840	20.433	1'55.197	208,4	10:08'06.381	10	38.108	35.244	28.472	20.919	2'02.743	212,1	10:08'09.112
11	46.395	34.522	23.102	20.933	2'04.952	206,4	10:10'11.333	11	38.037	34.235	22.890	20.763	1'55.925	207,6	10:10'05.037
12	38.116	34.127	23.065	20.477	1'55.785C	204,5	10:12'07.118	12	37.942	34.492	26.774	20.628	1'59.836	210,8	10:12'04.873
13	37.910	34.082	23.015	20.682	1'55.689	218,0	10:14'02.807	13	37.838	34.234	23.320	20.532	1'55.924	212,1	10:14'00.797
14	37.832	34.583	23.055	21.183	1'56.653	209,2	10:15'59.460	14	43.331	34.727	23.559	20.809	2'02.426	201,0	10:16'03.223

2° 72 V. STEEMAN [1'55.351]								6° 14 A. MILLAN [1'56.025]							
Lap	Seg1	Seg2	Seg3	Seg4	Lap Time	km/h	Local Time	Lap	Seg1	Seg2	Seg3	Seg4	Lap Time	km/h	Local Time
1		35.902	23.717	21.250			9:48'32.624	1		38.567	24.006	21.319			9:48'21.196
2	38.834	34.715	23.182	20.822	1'57.553	198,5	9:50'30.177	2	39.206	34.844	23.282	20.792	1'58.124	200,3	9:50'19.320
3	38.350	34.132	22.971	20.797	1'56.250	199,9	9:52'26.427	3	38.651	34.592	23.197	20.814	1'57.254	207,2	9:52'16.574
4	38.146	34.173	23.017	20.808	1'56.144	201,8	9:54'22.571	4	38.694	35.310	24.014	20.846	1'58.864	200,7	9:54'15.438
5	37.989	34.257	22.861	20.700	1'55.807	202,2	9:56'18.378	5	38.329	34.434	23.037	20.710	1'56.510	206,0	9:56'11.948
6	37.865	34.126	22.691	20.892	1'55.574	204,1	9:58'13.952	6	38.224	34.221	23.026	20.554	1'56.025	209,6	9:58'07.973
7	37.582	33.869	22.857	21.043	1'55.351	206,4	10:00'09.303	7	38.253	37.641	24.744	21.390	2'02.028	206,0	10:00'10.001
8	38.666	34.376	23.569	43.848	2'20.459P	199,6	10:02'29.762	8	38.340	35.015	23.513	41.497	2'18.365P	204,8	10:02'28.366
9	4'48.040	34.923	23.289	21.199	6'07.451P		10:08'37.213	9	4'23.616	34.679	24.088	20.843	5'43.226P		10:08'11.592
10	38.119	34.290	23.309	21.001	1'56.719	199,2	10:10'33.932	10	38.098	34.364	23.180	20.689	1'56.331	208,0	10:10'07.923
11	38.075	34.237	23.530	21.250	1'57.092C	200,7	10:12'31.024	11	38.329	34.389	24.368	21.473	1'58.559	211,2	10:12'06.482
12	38.331	38.693	23.612	44.214	2'24.850P	200,7	10:14'55.874	12	37.996	34.108	23.702	20.667	1'56.473	210,8	10:14'02.955
13								13	38.451	34.412	23.352	20.806	1'57.021	207,2	10:15'59.976

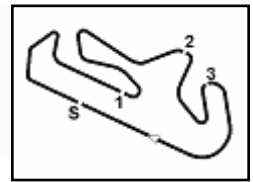
3° 26 M. GENNAI [1'55.697]								7° 85 K. SABATUCCI [1'56.058]							
Lap	Seg1	Seg2	Seg3	Seg4	Lap Time	km/h	Local Time	Lap	Seg1	Seg2	Seg3	Seg4	Lap Time	km/h	Local Time
1		37.879	24.430	21.282			9:48'15.219	1		36.047	23.952	21.493			9:47'41.760
2	39.331	35.000	23.687	20.926	1'58.944	202,2	9:50'14.163	2	39.257	34.717	23.501	21.324	1'58.799	199,2	9:49'40.559
3	38.481	34.395	23.272	20.526	1'56.674	204,8	9:52'10.837	3	39.020	34.550	23.321	20.913	1'57.804	199,6	9:51'38.363
4	38.017	34.665	23.334	20.581	1'56.597	208,0	9:54'07.434	4	38.494	34.506	23.466	21.210	1'57.676	206,0	9:53'36.039
5	40.491	34.663	23.265	20.576	1'58.995	204,1	9:56'06.429	5	38.877	34.828	23.558	43.445	2'20.708P	202,5	9:55'56.747
6	38.109	34.970			2'05.475	209,6	9:58'11.904	6	10'55.374	34.702	23.716	21.182	12'14.974P		10:08'11.721
7	38.157	34.505	23.059	21.059	1'56.780	203,3	10:00'08.684	7	37.815	34.161	23.458	20.624	1'56.058	210,4	10:10'07.779
8	38.010	34.210	23.287	21.068	1'56.575	204,5	10:02'05.259	8	38.038	34.268	24.759	20.816	1'57.881	209,6	10:12'05.660
9	43.303	35.330	23.728	21.652	2'04.013	198,5	10:04'09.272	9	37.797	34.349	23.246	20.736	1'56.128	210,4	10:14'01.788
10	38.040	34.647			2'00.736	206,0	10:06'10.008	10	38.418	39.530	23.194	21.021	2'02.163	210,0	10:16'03.951
11	37.749	33.999	23.197	20.752	1'55.697	206,4	10:08'05.705								
12	38.206	34.645	23.159	47.395	2'23.405P	202,5	10:10'29.110								

4° 58 I. IGLESIAS [1'55.778]								8° 60 D. GEIGER [1'56.074]							
Lap	Seg1	Seg2	Seg3	Seg4	Lap Time	km/h	Local Time	Lap	Seg1	Seg2	Seg3	Seg4	Lap Time	km/h	Local Time
1		37.881	24.172	21.058			9:48'14.277	1		38.276	25.334	21.594			9:48'25.351
2	38.778	34.491	23.500	21.097	1'57.866	203,7	9:50'12.143	2	39.446	35.471	23.858	21.120	1'59.895	200,7	9:50'25.246
3	38.328	34.246	23.237	20.840	1'56.651	201,8	9:52'08.794	3	38.468	34.776	23.351	21.056	1'57.651	201,0	9:52'22.897
4	38.457	34.382	22.958	20.823	1'56.620	201,0	9:54'05.414	4	38.239	34.643	23.088	21.088	1'57.058	201,4	9:54'19.955
5	38.317	34.300	23.111	21.080	1'56.808	203,3	9:56'02.222	5	38.200	34.388	23.341	20.900	1'56.829	202,2	9:56'16.784
6	41.747	35.449	24.087	21.604	2'02.887	193,8	9:58'05.109	6	38.046	34.384	23.154	20.875	1'56.459	203,7	9:58'13.243
7	42.751	35.281	23.351	42.288	2'23.671P	197,7	10:00'28.780	7	37.918	34.233	23.156	20.773	1'56.080	204,8	10:00'09.323
8	4'17.607	35.082	23.383	20.696	5'36.768P		10:06'05.548	8	38.936	34.242	23.739	20.913	1'57.830	197,7	10:02'07.153
9	38.277	34.773			2'02.596	204,8	10:08'08.144	9	38.077	34.378	22.990	21.101	1'56.546	208,0	10:04'03.699
10	38.157	33.961	22.985	20.675	1'55.778	204,5	10:10'03.922	10	38.372	42.581	24.323	20.881	2'06.157	200,3	10:06'09.856
11								11	37.831	34.085	23.481	20.677	1'56.074	210,0	10:08'05.930
12								12	38.132	34.882	23.209	21.036	1'57.259	209,6	10:10'03.189
13								13	38.188	34.733	29.974	20.870	2'03.765	200,3	10:12'06.954
14								14	37.753	34.143	23.669	20.642	1'56.207	218,0	10:14'03.161

07/10/2022 P = Pits In/Out - C = Lap Time Cancelled

These data/results cannot be reproduced, stored and/or transmitted in whole or in part by any manner of electronic, mechanical, photocopying, recording, broadcasting or otherwise now known or herein after developed without the previous express consent by the copyright owner, except for reproduction in daily press and regular printed publications on sale to the public within 60 days of the event related to those data/results and always provided that copyright symbol appears together as follows below.

© DORNA WSBK ORGANIZATION Srl 2022



Portimao 4.592 m

Pirelli Portuguese Round, 7-9 October 2022
Chronological Analysis Free Practice 1st Session

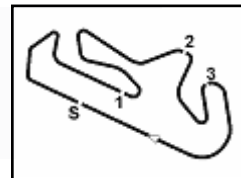
2 / 5

15	37.745	34.411	23.113	21.074	1'56.343	210,8	10:15'59.504	10	38.880	34.589	23.255	20.900	1'57.624	206,0	10:10'07.451
11								11	39.220	34.366	23.649	20.949	1'58.184	206,0	10:12'05.635
12								12	38.346	34.437	22.895	20.777	1'56.455	205,6	10:14'02.090
13								13	38.568	35.117	23.543	20.698	1'57.926	207,2	10:16'00.016
9° 27 A. DIAZ [1'56.268]								13° 41 M. GARCIA [1'56.532]							
Lap	Seg1	Seg2	Seg3	Seg4	Lap Time	km/h	Local Time	Lap	Seg1	Seg2	Seg3	Seg4	Lap Time	km/h	Local Time
1		35.619	23.958	21.420			9:47'41.841	1		36.973	23.906	21.376			9:48'20.492
2	39.579	34.806	23.178	21.346	1'58.909	200,7	9:49'40.750	2	39.325	34.856	23.289	21.062	1'58.532	198,8	9:50'19.024
3	40.969	34.682	23.154	21.503	2'00.308	206,0	9:51'41.058	3	38.597	34.632	23.175	21.181	1'57.585	207,2	9:52'16.609
4	38.725	34.481	23.030	21.071	1'57.307	199,9	9:53'38.365	4	38.686	34.753	23.211	21.040	1'57.690	203,7	9:54'14.299
5	38.765	34.750	23.260	42.888	2'19.663P	205,2	9:55'58.028	5	38.479	34.408	23.184	21.054	1'57.125	203,3	9:56'11.424
6	2'38.280	36.123	22.898	21.605	3'58.906P		9:59'56.934	6	38.461	34.284	23.109	20.686	1'56.540	200,7	9:58'07.964
7	39.332	34.364	24.258	21.102	1'59.056	201,0	10:01'55.990	7	42.771	35.404	23.084	21.068	2'02.327	208,8	10:00'10.291
8	38.486	34.237	22.878	21.031	1'56.632	203,3	10:03'52.622	8	38.274	34.477	24.180	21.529	1'58.460	211,6	10:02'08.751
9	38.230	34.097	22.996	20.945	1'56.268	203,7	10:05'48.890	9	37.909	34.044	23.177	40.753	2'15.883P	209,2	10:04'24.634
10	39.573	35.353	23.735	42.114	2'20.775P	200,7	10:08'09.665	10	4'37.349	34.713	23.185	21.280	5'56.527P		10:10'21.161
11	2'35.617	34.522	23.068	20.948	3'54.155P		10:12'03.820	11	38.179	34.948	23.107	21.220	1'57.454C	205,2	10:12'18.615
12	38.543	34.315	23.264	20.946	1'57.068	205,2	10:14'00.888	12	38.600	34.406	23.019	21.204	1'57.229	198,8	10:14'15.844
13	39.030	34.536	23.402	22.085	1'59.053	202,5	10:15'59.941	13	38.275	34.217	22.930	21.110	1'56.532	207,2	10:16'12.376
10° 35 Y. SAIZ MARQUEZ [1'56.311]								14° 39 E. VALENTIM [1'56.555]							
Lap	Seg1	Seg2	Seg3	Seg4	Lap Time	km/h	Local Time	Lap	Seg1	Seg2	Seg3	Seg4	Lap Time	km/h	Local Time
1		37.307	24.458	21.387			9:47'18.850	1		37.553	24.141	21.497			9:48'18.173
2	40.064	35.363	23.553	21.013	1'59.993	200,7	9:49'18.843	2	39.950	35.619	23.543	21.303	2'00.415	197,4	9:50'18.588
3	39.476	35.105	23.419	21.044	1'59.044	201,4	9:51'17.887	3	39.577	34.823	23.385	20.734	1'58.519	198,1	9:52'17.107
4	38.887	34.934	23.210	20.985	1'58.016	199,6	9:53'15.903	4	38.749	34.771	23.399	20.950	1'57.869	210,8	9:54'14.976
5	38.634	34.548	23.013	20.984	1'57.179	199,6	9:55'13.082	5	39.000	34.578	23.395	20.965	1'57.938	208,0	9:56'12.914
6	38.478	34.588	23.129	21.147	1'57.342	199,2	9:57'10.424	6	38.832	34.778	23.274	21.097	1'57.981	202,5	9:58'10.895
7	41.042	35.500	23.894	40.697	2'21.133P	195,6	9:59'31.557	7	38.962	34.618	23.590	21.385	1'58.555	199,9	10:00'09.450
8	7'14.571	34.904	24.395	21.578	8'35.448P		10:08'07.005	8	39.384	34.743	23.978	43.464	2'21.569CP	206,0	10:02'31.019
9	46.484	34.533	23.247	21.020	2'05.284	210,4	10:10'12.289	9	6'22.970	35.016	23.460	20.950	7'42.396P		10:10'13.415
10	38.991	34.236	23.712	20.970	1'57.909C	204,1	10:12'10.198	10	38.364	34.582	23.369	21.117	1'57.432C	211,6	10:12'10.847
11	38.294	34.436	23.091	21.455	1'57.276	204,1	10:14'07.474	11	38.234	34.555	23.125	21.087	1'57.001	211,2	10:14'07.848
12	38.494	34.062	23.110	20.645	1'56.311	204,1	10:16'03.785	12	38.276	34.389	23.167	20.723	1'56.555	208,0	10:16'04.403
11° 77 R. BIJMAN [1'56.405]								15° 12 H. MAIER [1'56.598]							
Lap	Seg1	Seg2	Seg3	Seg4	Lap Time	km/h	Local Time	Lap	Seg1	Seg2	Seg3	Seg4	Lap Time	km/h	Local Time
1		40.854	24.172	21.406			9:48'14.241	1		37.250	24.227	21.408			9:48'16.050
2	39.286	35.054	23.541	21.005	1'58.886	205,6	9:50'13.127	2	39.602	35.459	23.545	21.359	1'59.965	201,4	9:50'16.015
3	38.448	34.365	23.413	20.776	1'57.002	200,7	9:52'10.129	3	39.448	35.723	24.607	21.012	2'00.790	200,3	9:52'16.805
4	38.274	34.329	23.300	20.742	1'56.645	205,6	9:54'06.774	4	38.812	34.671	23.328	20.949	1'57.760	202,9	9:54'14.565
5	38.289	34.063	23.289	20.866	1'56.507	202,2	9:56'03.281	5	38.540	34.535	23.171	20.855	1'57.101	209,2	9:56'11.666
6	41.115	35.586	24.555	21.118	2'02.374	207,2	9:58'05.655	6	38.461	34.447	23.116	20.756	1'56.780	201,8	9:58'08.446
7	42.101	35.754	23.604	21.382	2'02.841	202,9	10:00'08.496	7	39.842	38.614	23.199	20.937	2'02.592	210,0	10:00'11.038
8	39.167	35.214	23.814	20.812	1'59.007	198,5	10:02'07.503	8	38.837	34.626	24.297	45.303	2'23.063P	204,5	10:02'34.101
9	38.052	37.221	23.847	20.857	1'59.977	205,2	10:04'07.480	9	6'19.352	42.082	23.578	21.475	7'46.487P		10:10'20.588
10	37.943	34.423	25.534	20.795	1'58.695	205,6	10:06'06.175	10	38.739	35.119	23.103	21.412	1'58.373C	197,7	10:12'18.961
11	38.222	34.536			2'03.235	204,1	10:08'09.410	11	38.424	34.414	23.056	20.964	1'56.858	206,4	10:14'15.819
12	37.999	34.306	23.438	20.662	1'56.405	213,3	10:10'05.815	12	38.469	34.282	22.993	20.854	1'56.598	201,0	10:16'12.417
13	37.927	34.235	23.079	21.822	1'57.063	206,4	10:12'02.878	16° 46 S. DI SORA [1'56.603]							
14	42.237	34.981	23.633	20.662	2'01.513	195,9	10:14'04.391	Lap	Seg1	Seg2	Seg3	Seg4	Lap Time	km/h	Local Time
15	37.836	34.085	23.902	20.973	1'56.796	206,8	10:16'01.187	1		37.542	24.346	21.459			9:47'36.796
12° 47 F. SEABRIGHT [1'56.455]								16° 46 S. DI SORA [1'56.603]							
Lap	Seg1	Seg2	Seg3	Seg4	Lap Time	km/h	Local Time	Lap	Seg1	Seg2	Seg3	Seg4	Lap Time	km/h	Local Time
1		38.263	24.977	21.758			9:47'32.901	2	39.409	35.411	23.666	20.911	1'59.397	199,2	9:49'36.193
2	41.072	36.162	24.127	22.146	2'03.507	195,9	9:49'36.408	3	39.477	36.812	23.685	21.081	2'01.055	205,6	9:51'37.248
3	39.368	35.752	23.689	21.124	1'59.933	204,5	9:51'36.341	4	38.869	35.182	23.694	21.101	1'58.846	206,8	9:53'36.094
4	40.912	35.055	23.970	21.308	2'01.245	193,5	9:53'37.586	5	41.511	34.714	23.418	42.907	2'22.550P	201,4	9:55'58.644
5	38.921	34.799	23.320	21.598	1'58.638	202,9	9:55'36.224	6	4'44.673	35.148	26.832	23.491	6'10.144P		10:02'08.788
6	40.192	36.299	24.057	21.349	2'01.897	193,8	9:57'38.121	7	38.329	34.265	23.002	21.007	1'56.603	211,6	10:04'05.391
7	39.043	35.035	23.505	43.178	2'20.761P	198,5	9:59'58.882	8	38.529	35.142			2'03.454	204,5	10:06'08.845
8	3'08.639	39.312	25.692	40.982	4'54.625P		10:04'53.507	9	38.529	34.783	23.350	20.777	1'57.439	212,1	10:08'06.284
9	1'48.449	35.704			3'16.320P		10:08'09.827								

07/10/2022 P = Pits In/Out - C = Lap Time Cancelled

These data/results cannot be reproduced, stored and/or transmitted in whole or in part by any manner of electronic, mechanical, photocopying, recording, broadcasting or otherwise now known or herein after developed without the previous express consent by the copyright owner, except for reproduction in daily press and regular printed publications on sale to the public within 60 days of the event related to those data/results and always provided that copyright symbol appears together as follows below.

© DORNA WSBK ORGANIZATION Srl 2022



Portimao 4.592 m

3 / 5

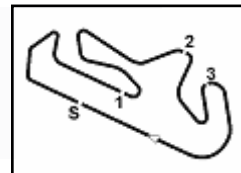
Pirelli Portuguese Round, 7-9 October 2022
Chronological Analysis Free Practice 1st Session

10	38.422	34.579	23.540	20.900	1'57.441	209,6	10:10'03.725	5	39.089	35.065	24.043	21.138	1'59.335	202,5	9:56'02.755
11	38.271	34.597	23.232	23.416	1'59.516	203,7	10:12'03.241	6	39.269	34.998	23.872	21.089	1'59.228	205,6	9:58'01.983
12	38.391	34.549	23.423	21.179	1'57.542	204,5	10:14'00.783	7	38.734	35.400	23.319	21.535	1'58.988	205,2	10:00'00.971
13	42.425	35.026	23.615	20.891	2'01.957	202,5	10:16'02.740	8	39.306	34.755			2'07.488	196,7	10:02'08.459
								9	38.838	34.740	23.380	21.138	1'58.096	200,7	10:04'06.555
								10	38.433	34.592	24.146	24.922	2'02.093	206,4	10:06'08.648
								11	38.626	34.291	24.288	21.015	1'58.220	206,8	10:08'06.868
								12	38.180	34.472	23.599	20.792	1'57.043	206,0	10:10'03.911
								13	40.484	34.957	25.198	21.008	2'01.647	202,9	10:12'05.558
								14	38.431	34.213	23.717	21.018	1'57.379	205,6	10:14'02.937
								15	38.666	34.346	24.726	38.849	2'16.587P	206,0	10:16'19.524
17° 64 H. DE CANCELLIS [1'56.654]															
Lap	Seg1	Seg2	Seg3	Seg4	Lap Time	km/h	Local Time								
1		41.350	28.125	21.975			9:48'00.531								
2	40.124	35.657	23.930	21.556	2'01.267	195,2	9:50'01.798								
3	42.529	35.293	23.737	21.299	2'02.858	196,7	9:52'04.656								
4	39.255	34.990	23.664	21.201	1'59.110	202,5	9:54'03.766								
5	38.753	34.870	23.422	21.404	1'58.449	209,2	9:56'02.215								
6	44.252	35.168	24.059	21.213	2'04.692	195,9	9:58'06.907								
7	38.606	34.760	23.277	21.108	1'57.751	204,5	10:00'04.658								
8	39.637	35.661	29.391	21.264	2'05.953	206,8	10:02'10.611								
9	38.555	34.543	23.557	20.864	1'57.519	204,1	10:04'08.130								
10	38.091	34.596	23.302	20.791	1'56.780	207,6	10:06'04.910								
11	45.931	34.673	23.472	21.049	2'05.125	206,0	10:08'10.035								
12	38.108	34.868	23.237	20.914	1'57.127	213,7	10:10'07.162								
13	38.168	34.696	23.551	20.997	1'57.412	203,7	10:12'04.574								
14	38.366	34.433	23.278	20.577	1'56.654	205,2	10:14'01.228								
15	38.682	37.502	23.513	20.977	2'00.674	208,8	10:16'01.902								
21° 88 D. MOGEDA [1'57.094]															
Lap	Seg1	Seg2	Seg3	Seg4	Lap Time	km/h	Local Time								
1			42.988	26.679	21.623										9:48'00.873
2	40.023	35.691	23.847	21.359	2'00.920	200,7	9:50'01.793								
3	43.009	35.277	23.683	21.007	2'02.976	196,7	9:52'04.769								
4	39.342	34.909	28.032	21.120	2'03.403	204,5	9:54'08.172								
5	38.786	34.599	23.491	21.101	1'57.977	210,0	9:56'06.149								
6	38.866	34.822	27.181	21.863	2'02.732	202,9	9:58'08.881								
7	38.307	36.968	26.460	21.143	2'02.878	209,6	10:00'11.759								
8	38.522	34.512	23.443	20.969	1'57.446	206,4	10:02'09.205								
9	38.231	34.830	23.555	20.848	1'57.464	210,0	10:04'06.669								
10	38.068	35.150	27.525	23.726	2'04.469	210,0	10:06'11.138								
11	38.543	34.855	26.746	22.080	2'02.224	205,2	10:08'13.362								
12	38.754	36.618	23.449	20.924	1'59.745	207,6	10:10'13.107								
13	38.483	34.607	23.771	20.852	1'57.713C	210,4	10:12'10.820								
14	38.539	34.616	24.404	20.882	1'58.441	207,6	10:14'09.261								
15	38.029	34.779	23.480	20.806	1'57.094	211,2	10:16'06.355								
22° 28 L. LEHMANN [1'57.094]															
Lap	Seg1	Seg2	Seg3	Seg4	Lap Time	km/h	Local Time								
1			37.791	24.889	21.810										9:47'34.995
2	40.527	36.056	24.103	21.277	2'01.963	201,8	9:49'36.958								
3	39.738	36.045	23.805	20.873	2'00.461	205,2	9:51'37.419								
4	39.671	35.171	23.668	21.183	1'59.693	203,7	9:53'37.112								
5	39.574	35.215	23.683	21.043	1'59.515	206,0	9:55'36.627								
6	39.537	36.419	24.107	42.460	2'22.523P	201,8	9:57'59.150								
7	1'33.882	35.994			3'19.921P		10:01'19.071								
8	1'20.010	35.819			2'45.405P		10:04'04.476								
9	39.220	35.558	23.476	21.514	1'59.768	200,7	10:06'04.244								
10	40.078	35.538			2'04.844	196,3	10:08'09.088								
11	38.806	34.890	23.635	20.802	1'58.133	205,6	10:10'07.221								
12	38.465	34.879	23.450	20.839	1'57.633	202,2	10:12'04.854								
13	38.376	34.692	23.255	20.771	1'57.094	208,4	10:14'01.948								
14	38.535	34.907	23.508	21.094	1'58.044	210,0	10:15'59.992								
23° 59 A. ZANCA [1'57.262]															
Lap	Seg1	Seg2	Seg3	Seg4	Lap Time	km/h	Local Time								
1			40.341	30.937	23.790										9:48'00.853
2	40.486	35.397	23.852	21.370	2'01.105	198,1	9:50'01.958								
3	39.698	35.469	23.876	21.220	2'00.263	198,8	9:52'02.221								
4	39.257	34.883	28.278	21.198	2'03.616	201,4	9:54'05.837								
5	38.448	34.416	23.338	21.060	1'57.262	209,6	9:56'03.099								
6	43.437	35.312	26.061	38.629	2'23.439P	207,6	9:58'26.538								
7	8'26.263	34.884	23.837	21.031	9'46.015P		10:08'12.553								
8	39.106	35.051	24.262	21.284	1'59.703	202,5	10:10'12.256								
9	39.870	34.614	23.619	21.103	1'59.206C	205,6	10:12'11.462								
10	38.614	34.612	23.401	21.113	1'57.740	207,2	10:14'09.202								
11	38.545	34.768	23.622	20.998	1'57.933	209,2	10:16'07.135								
20° 13 D. BERGAMINI [1'57.043]															
Lap	Seg1	Seg2	Seg3	Seg4	Lap Time	km/h	Local Time								
1		39.382	29.884	25.065			9:48'04.045								
2	40.075	35.493	24.133	21.191	2'00.892	196,7	9:50'04.937								
3	39.473	35.404	23.702	21.233	1'59.812	208,0	9:52'04.749								
4	39.129	34.842	23.319	21.381	1'58.671	202,9	9:54'03.420								

07/10/2022 P = Pits In/Out - C = Lap Time Cancelled

These data/results cannot be reproduced, stored and/or transmitted in whole or in part by any manner of electronic, mechanical, photocopying, recording, broadcasting or otherwise now known or herein after developed without the previous express consent by the copyright owner, except for reproduction in daily press and regular printed publications on sale to the public within 60 days of the event related to those data/results and always provided that copyright symbol appears together as follows below.

© DORNA WSBK ORGANIZATION Srl 2022



**Pirelli Portuguese Round, 7-9 October 2022
Chronological Analysis Free Practice 1st Session**

24° 93 M. GAGGI [1'57.697]							
Lap	Seg.1	Seg.2	Seg.3	Seg.4	Lap Time	km/h	Local Time
1		38.418	26.056	22.731			9:51'05.046
2	42.352	36.653	24.620	22.240	2'05.865	190,4	9:53'10.911
3	40.822	35.917	23.873	21.599	2'02.211	191,4	9:55'13.122
4	39.549	35.330	23.841	21.767	2'00.487	202,5	9:57'13.609
5	39.629	35.244	23.629	21.763	2'00.265	192,8	9:59'13.874
6	39.298	41.508	23.680	21.679	2'06.165	192,1	10:01'20.039
7	39.476	35.168	23.610	21.681	1'59.935	192,5	10:03'19.974
8	39.391	36.631	24.082	43.535	2'23.639P	192,1	10:05'43.613
9	5'15.319	35.602	23.276	21.323	6'35.520P		10:12'19.133
10	38.408	34.695	23.316	21.278	1'57.697	208,0	10:14'16.830
11	38.583	34.746	23.315	21.297	1'57.941	201,0	10:16'14.771

25° 43 H. KHOURI [1'57.730]							
Lap	Seg.1	Seg.2	Seg.3	Seg.4	Lap Time	km/h	Local Time
1		36.994	24.684	39.537			9:48'10.807
2	2'07.523	35.181	23.516	21.456	3'27.676P		9:51'38.483
3	39.381	34.801	23.511	20.993	1'58.686	205,2	9:53'37.169
4	39.087	34.949	23.282	21.746	1'59.064	203,3	9:55'36.233
5	40.072	35.192			2'24.193P	193,8	9:58'00.426
6	2'51.238	35.216	23.223	21.133	4'10.810P		10:02'11.236
7	38.955	34.877	23.399	21.159	1'58.390	203,3	10:04'09.626
8	38.535	34.719	24.277	20.916	1'58.447	209,2	10:06'08.073
9	38.824	34.560	23.147	21.273	1'57.804	205,6	10:08'05.877
10	39.166	35.026	23.598	21.148	1'58.938	203,3	10:10'04.815
11	38.927	35.060	23.291	20.969	1'58.247	202,2	10:12'03.062
12	38.780	34.667	23.315	20.968	1'57.730	200,3	10:14'00.792
13	39.519	34.764	23.633	21.209	1'59.125	195,2	10:15'59.917

26° 89 W. NUGROHO [1'57.769]							
Lap	Seg.1	Seg.2	Seg.3	Seg.4	Lap Time	km/h	Local Time
1		39.838	29.859	22.011			9:48'05.649
2	40.949	37.105	24.832	21.684	2'04.570	196,3	9:50'10.219
3	39.808	36.087	24.565	21.042	2'01.502	197,7	9:52'11.721
4	39.877	35.586	24.319	21.670	2'01.452	200,7	9:54'13.173
5	41.597	35.205	23.348	21.277	2'01.427	196,3	9:56'14.600
6	39.181	34.818	24.566	21.383	1'59.948	198,5	9:58'14.548
7	38.677	35.088	23.496	21.307	1'58.568	201,4	10:00'13.116
8	39.031	34.846	23.235	20.984	1'58.096	199,6	10:02'11.212
9	38.647	34.617	23.712	21.475	1'58.451	203,7	10:04'09.663
10	38.444	34.942	23.789	20.893	1'58.068	207,2	10:06'07.731
11	39.502	40.762	23.648	20.996	2'04.908	203,3	10:08'12.639
12	39.243	35.022	23.643	21.038	1'58.946	205,2	10:10'11.585
13	38.750	34.784	23.653	22.106	1'59.293C	206,4	10:12'10.878
14	38.851	34.433	23.296	21.189	1'57.769	204,5	10:14'08.647
15	38.554	35.104	23.447	20.828	1'57.933	204,1	10:16'06.580

27° 21 I. GARCIA ABELLA [1'57.820]							
Lap	Seg.1	Seg.2	Seg.3	Seg.4	Lap Time	km/h	Local Time
1		38.144	32.760	23.383			9:48'02.498
2	39.903	35.538	23.709	21.792	2'00.942	196,7	9:50'03.440
3	39.581	34.643	23.754	21.475	1'59.453	198,1	9:52'02.893
4	39.209	35.820	25.009	21.424	2'01.462	202,5	9:54'04.355
5	38.986	34.532	23.538	21.423	1'58.479	202,9	9:56'02.834
6	40.048	36.260	25.679	22.461	2'04.448	202,5	9:58'07.282
7	38.540	34.648	23.352	21.280	1'57.820	208,8	10:00'05.102
8	39.518	35.764	25.641	43.191	2'24.114P	203,7	10:02'29.216
9	6'11.980	36.936	25.340	21.419	7'35.675P		10:10'04.891
10	38.647	34.736	23.438	21.403	1'58.224	204,5	10:12'03.115
11	39.021	34.908	23.796	21.073	1'58.798	200,3	10:14'01.913
12	38.974	34.716	23.373	21.259	1'58.322	208,8	10:16'00.235

28° 79 T. ALONSO [1'57.825]								
Lap	Seg.1	Seg.2	Seg.3	Seg.4	Lap Time	km/h	Local Time	
1			41.255				9:48'06.209	
2	40.134	35.977		23.870	21.534	2'01.515	202,9	9:50'07.724
3	39.658	35.724	25.114	21.521	2'02.017	200,3	9:52'09.741	
4	38.844	35.329	23.613	21.021	1'58.807	205,6	9:54'08.548	
5	38.678	34.827	23.666	20.994	1'58.165	210,0	9:56'06.713	
6	38.962	36.346	23.973	21.311	2'00.592	209,2	9:58'07.305	
7	38.952	40.863	23.702	40.309	2'23.826P	208,4	10:00'31.131	
8	4'11.163	38.179	27.340	21.446	5'38.128P		10:06'09.259	
9	38.973	34.592	23.441	20.828	1'57.834	211,2	10:08'07.093	
10	38.496	34.854	23.363	21.112	1'57.825	202,9	10:10'04.918	
11	38.522	34.618	23.435	21.257	1'57.832	206,0	10:12'02.750	
12	39.232	34.708	23.828	20.717	1'58.485	197,0	10:14'01.235	

29° 69 T. ALBERTO [1'57.847]							
Lap	Seg.1	Seg.2	Seg.3	Seg.4	Lap Time	km/h	Local Time
1			41.376				9:48'08.365
2	40.001	35.715	24.059	21.436	2'01.211	198,5	9:50'09.576
3	39.080	35.530	23.646	21.367	1'59.623	201,4	9:52'09.199
4	38.612	35.052	23.597	21.043	1'58.304	207,2	9:54'07.503
5	39.107	35.037	23.750	21.060	1'58.954C	205,6	9:56'06.457
6	38.881	34.799	24.638	21.173	1'59.491	203,7	9:58'05.948
7	38.552	34.964	23.450	21.373	1'58.339	203,7	10:00'04.287
8	38.581	34.620	23.400	21.395	1'57.996	199,2	10:02'02.283
9	40.873	41.126	23.652	21.591	2'07.242	199,2	10:04'09.525
10	38.258	34.654	24.212	21.010	1'58.134	212,9	10:06'07.659
11	38.287	34.748	23.432	21.380	1'57.847	204,1	10:08'05.506
12	38.859	34.746	23.517	43.344	2'20.466P	197,4	10:10'25.972
13	3'34.336	35.295	23.751	21.533	4'54.915P		10:15'20.887

30° 23 S. MARKARIAN [1'58.103]							
Lap	Seg.1	Seg.2	Seg.3	Seg.4	Lap Time	km/h	Local Time
1		42.948	30.941	21.354			9:48'04.417
2	39.730	35.243	23.459	20.901	1'59.333	201,8	9:50'03.750
3	38.963	34.794	23.622	21.222	1'58.601	203,3	9:52'02.351
4	38.851	35.002	26.982	21.529	2'02.364	203,7	9:54'04.715
5	38.643	35.174	23.753	30.346	2'07.916P	208,4	9:56'12.631
6	4'32.468	35.274	24.327	21.465	5'53.534P		10:02'06.165
7	39.325	35.014	23.609	21.305	1'59.253	201,4	10:04'05.418
8	38.677	35.332			2'03.866	205,6	10:06'09.284
9	38.541	34.849	25.287	21.140	1'59.817	210,8	10:08'09.101
10	38.595	34.862	23.545	21.101	1'58.103	209,6	10:10'07.204
11	39.109	35.096	24.308	21.043	1'59.556	202,5	10:12'06.760
12	39.308	35.147	23.723	28.881	2'07.059P	212,9	10:14'13.819

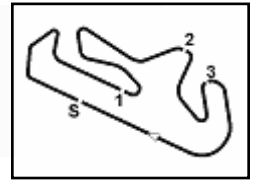
31° 81 I. PERISTERAS [1'58.134]							
Lap	Seg.1	Seg.2	Seg.3	Seg.4	Lap Time	km/h	Local Time
1		38.115	25.071	21.744			9:47'34.157
2	40.594	35.905	24.027	21.313	2'01.839	197,4	9:49'35.996
3	39.969	36.058	23.864	21.288	2'01.179	202,5	9:51'37.175
4	39.351	35.455	23.798	21.071	1'59.675	204,5	9:53'36.850
5	39.621	39.208	25.829	44.244	2'28.902P	202,5	9:56'05.752
6	4'40.099	35.476	24.047	21.203	6'00.825P		10:02'06.577
7	38.978	35.191	23.821	20.864	1'58.854	204,1	10:04'05.431
8	39.016	35.135	24.023	21.324	1'59.498	204,8	10:06'04.929
9	39.261	35.137			2'04.195	205,2	10:08'09.124
10	38.909	35.415	23.502	20.823	1'58.649	205,2	10:10'07.773
11	38.956	34.967	23.594	20.911	1'58.428	206,4	10:12'06.201
12	38.484	34.835	23.812	21.003	1'58.134	204,8	10:14'04.335
13	38.637	34.942	23.732	21.035	1'58.346	207,2	10:16'02.681

07/10/2022 P = Pits In/Out - C = Lap Time Cancelled

These data/results cannot be reproduced, stored and/or transmitted in whole or in part by any manner of electronic, mechanical, photocopying, recording, broadcasting or otherwise now known or herein after developed without the previous express consent by the copyright owner, except for reproduction in daily press and regular printed publications on sale to the public within 60 days of the event related to those data/results and always provided that copyright symbol appears together as follows below.

© DORNA WSBK ORGANIZATION Srl 2022





Portimao 4.592 m

5 / 5

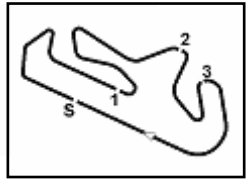
Pirelli Portuguese Round, 7-9 October 2022
Chronological Analysis Free Practice 1st Session

32° 16 D. BORGES [1'58.708]							
Lap	Seg.1	Seg.2	Seg.3	Seg.4	Lap Time	km/h	Local Time
1		38.367	24.936	21.749			9:47'32.717
2	41.110	36.182	24.098	21.451	2'02.841	190,8	9:49'35.558
3	40.067	35.663	23.789	21.284	2'00.803	191,4	9:51'36.361
4	39.550	35.653	23.990	21.281	2'00.474	194,5	9:53'36.835
5	40.022	35.629	23.690	21.191	2'00.532	198,1	9:55'37.367
6	39.175	35.630	24.358	21.350	2'00.513	198,8	9:57'37.880
7	39.567	35.221	23.538	21.541	1'59.867	191,1	9:59'37.747
8	39.439	35.110	23.690	40.624	2'18.863P	190,4	10:01'56.610
9	2'46.255	42.413	24.251	21.465	4'14.384P		10:06'10.994
10	39.200	35.195	23.901	21.355	1'59.651	203,3	10:08'10.645
11	39.064	35.229	23.450	21.207	1'58.950	202,2	10:10'09.595
12	39.151	35.245	23.472	21.282	1'59.150C	199,9	10:12'08.745
13	38.847	35.163	23.558	21.555	1'59.123	197,0	10:14'07.868
14	38.752	35.052	23.691	21.213	1'58.708	202,2	10:16'06.576

07/10/2022 P = Pits In/Dut - C = Lap Time Cancelled

These data/results cannot be reproduced, stored and/or transmitted in whole or in part by any manner of electronic, mechanical, photocopying, recording, broadcasting or otherwise now known or herein after developed without the previous express consent by the copyright owner, except for reproduction in daily press and regular printed publications on sale to the public within 60 days of the event related to those data/results and always provided that copyright symbol appears together as follows below.

© DORNA WSBK ORGANIZATION Srl 2022



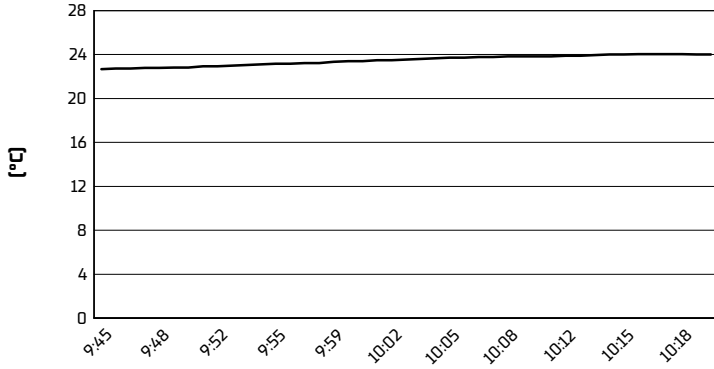
Portimao 4.592 m

Pirelli Portuguese Round, 7-9 October 2022

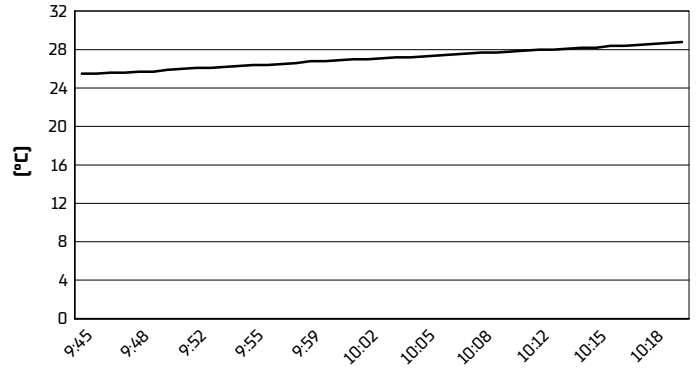
Weather Report Free Practice 1st Session

Session started 09:45 - Session ended 10:20

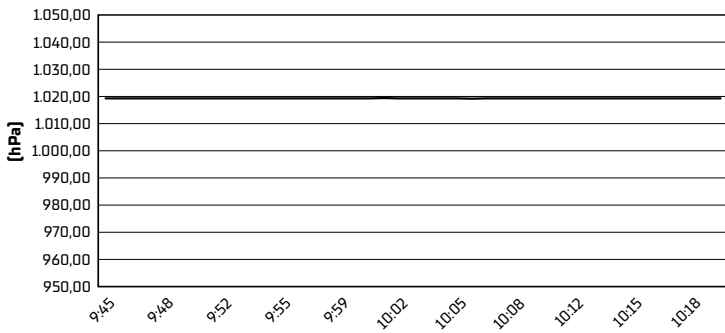
Air Temperature



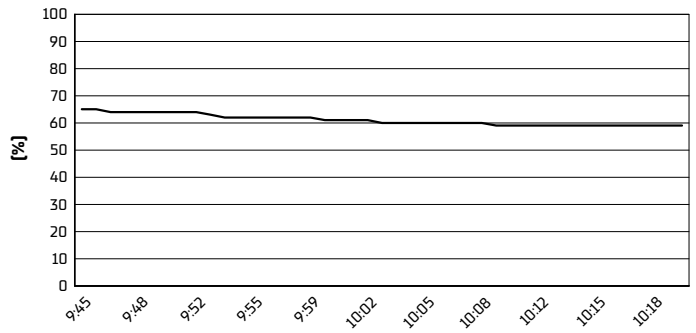
Track Temperature



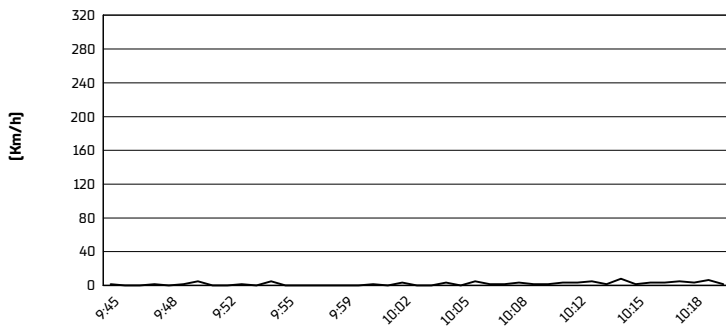
Air Pressure



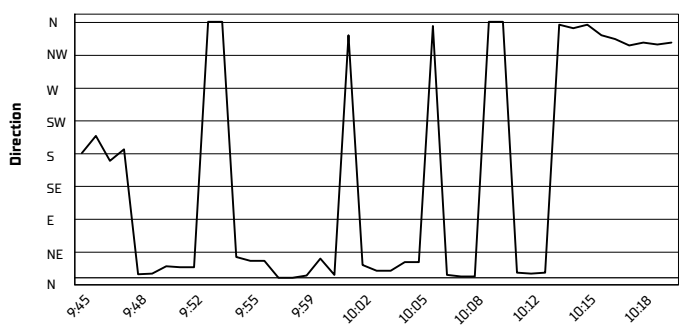
Humidity



Wind Speed



Wind Direction



07/10/2022

These data/results cannot be reproduced, stored and/or transmitted in whole or in part by any manner of electronic, mechanical, photocopying, recording, broadcasting or otherwise now known or herein after developed without the previous express consent by the copyright owner, except for reproduction in daily press and regular printed publications on sale to the public within 60 days of the event related to those data/results and always provided that copyright symbol appears together as follows below.

© DORNA WSBK ORGANIZATION Srl 2022