

Portimao 4.592 m

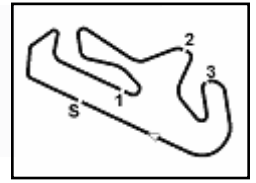
Pirelli Portuguese Round, 7-9 October 2022 Chronological Analysis Tissot Superpole

1° 60 D. GEIGER (1'55.008)								6° 85 K. SABATUCCI (1'55.257)							
Lap	Seg1	Seg2	Seg3	Seg4	Lap Time	km/h	Local Time	Lap	Seg1	Seg2	Seg3	Seg4	Lap Time	km/h	Local Time
1		39.223	26.384	20.893			9:48'44.826	1		42.505	28.223	23.316			9:48'49.846
2	38.001	34.512	23.192	20.820	1'56.525	210,4	9:50'41.351	2	38.494	34.616	23.088	20.671	1'56.869	210,4	9:50'46.715
3	38.311	34.301	22.882	20.984	1'56.478	202,9	9:52'37.829	3	37.799	34.517	23.118	20.566	1'56.000	210,8	9:52'42.715
4	38.024	34.291	22.948	20.893	1'56.156	201,0	9:54'33.985	4	39.256	36.604	29.086	21.617	2'06.563	211,2	9:54'49.278
5	38.037	34.198	22.872	20.868	1'55.975	201,0	9:56'29.960	5	37.835	34.297	28.013	20.990	2'01.135	212,5	9:56'50.413
6	39.688	35.239	23.535	41.514	2'19.976P	201,0	9:58'49.936	6	38.349	36.408	26.716	21.067	2'02.540	217,2	9:58'52.953
7	2'40.181	34.491	22.991	20.653	3'58.316P		10:02'48.252	7	37.611	34.065	23.006	20.575	1'55.257	210,8	10:00'48.210
8	37.511	33.866	23.116	20.515	1'55.008	215,9	10:04'43.260	8	37.589	34.042	23.253	20.679	1'55.563	214,2	10:02'43.773
9	37.691	34.468			2'04.754	214,6	10:06'48.014	9	39.890	35.842	25.627	21.306	2'02.665	210,0	10:04'46.438
								10	37.463	34.040	23.224	20.981	1'55.708	215,0	10:06'42.146
2° 27 A. DIAZ (1'55.017)								7° 91 M. VANNUCCI (1'55.304)							
Lap	Seg1	Seg2	Seg3	Seg4	Lap Time	km/h	Local Time	Lap	Seg1	Seg2	Seg3	Seg4	Lap Time	km/h	Local Time
1		38.878	25.367	43.316			9:49'04.948	1		47.391					9:49'04.392
2	2'26.978	34.424	23.054	20.849	3'45.305P		9:52'50.253	2	2'06.182	36.362			3'35.201P		9:52'39.593
3	37.891	34.177	23.004	20.929	1'56.001	207,6	9:54'46.254	3	38.735	34.765			2'08.422	198,8	9:54'48.015
4	38.441	34.413	22.909	21.276	1'57.039	201,0	9:56'43.293	4	38.835	34.355			2'04.267	208,4	9:56'52.282
5	40.157	35.344	23.587	42.048	2'21.136P	198,5	9:59'04.429	5	37.595	35.263	23.064	20.519	1'56.441	210,0	9:58'48.723
6	2'25.818	34.804	23.310	21.220	3'45.152P		10:02'49.581	6	37.500	34.128	23.297	20.379	1'55.304	208,8	10:00'44.027
7	37.845	33.840	22.818	20.514	1'55.017	211,2	10:04'44.598	7	37.883	34.500			2'01.451	213,3	10:02'45.478
8	43.541	34.151	23.445	44.147	2'25.284P	210,4	10:07'09.882	8	37.987	34.176	23.558	20.527	1'56.248	212,9	10:04'41.726
								9	38.892	43.720	23.232	20.443	2'06.287	198,1	10:06'48.013
3° 26 M. GENNAI (1'55.148)								8° 73 J. PEREZ GONZALEZ (1'55.316)							
Lap	Seg1	Seg2	Seg3	Seg4	Lap Time	km/h	Local Time	Lap	Seg1	Seg2	Seg3	Seg4	Lap Time	km/h	Local Time
1		39.289					9:48'48.148	1		47.635					9:49'00.669
2	38.306	34.509	22.987	20.434	1'56.236	202,5	9:50'44.384	2	2'21.045	35.606			3'47.069P		9:52'47.738
3	38.799	35.005	24.267	20.470	1'58.541	212,5	9:52'42.925	3	38.640	34.848	23.386	20.985	1'57.859	209,6	9:54'45.597
4	38.151	42.319	24.529	20.770	2'05.769	215,0	9:54'48.694	4	38.690	42.180	23.126	20.639	2'04.635	197,4	9:56'50.232
5	37.863	34.413			2'04.199	206,4	9:56'52.893	5	37.835	34.190	23.193	20.486	1'55.704	208,4	9:58'45.936
6	37.773	34.907	23.754	20.509	1'56.943	207,2	9:58'49.836	6	37.866	34.350	23.048	20.864	1'56.128	212,1	10:00'42.064
7	37.435	34.100	23.252	20.361	1'55.148	218,0	10:00'44.984	7	38.516	43.043	23.029	20.685	2'05.273	197,4	10:02'47.337
8	37.879	42.307	23.637	20.644	2'04.467	214,2	10:02'49.451	8	37.610	34.125	22.892	20.689	1'55.316	208,8	10:04'42.653
9	38.301	34.274	23.385	20.774	1'56.734	206,4	10:04'46.185	9	51.772	34.982	22.923	21.033	2'10.710	202,9	10:06'53.363
10	37.854	34.073	23.320	20.678	1'55.925	205,6	10:06'42.110								
4° 72 V. STEEMAN (1'55.193)								9° 14 A. MILLAN (1'55.412)							
Lap	Seg1	Seg2	Seg3	Seg4	Lap Time	km/h	Local Time	Lap	Seg1	Seg2	Seg3	Seg4	Lap Time	km/h	Local Time
1		51.426	24.996	20.820			9:48'43.103	1		48.389					9:48'52.573
2	38.516	34.242	22.784	20.818	1'56.360	201,0	9:50'39.463	2	38.677	34.483	22.833	20.859	1'56.852	205,6	9:50'49.425
3	38.679	34.464	23.560	41.265	2'17.968P	199,6	9:52'57.431	3	38.084	34.002	23.090	20.540	1'55.716	207,6	9:52'45.141
4	2'34.393	34.279	22.947	20.446	3'52.065P		9:56'49.496	4	38.372	40.347	24.520	20.977	2'04.216	208,4	9:54'49.357
5	38.239	34.237	23.288	20.875	1'56.639	210,0	9:58'46.135	5	37.982	34.524	23.222	21.589	1'57.317	210,0	9:56'46.674
6	37.997	34.215	23.345	20.572	1'56.129	215,4	10:00'42.264	6	41.268	38.346	23.905	20.898	2'04.417	194,9	9:58'51.091
7	37.873	42.522	23.192	20.699	2'04.286	203,3	10:02'46.550	7	37.736	34.103	22.937	20.636	1'55.412	211,6	10:00'46.503
8	37.054	34.215	23.142	20.782	1'55.193	217,6	10:04'41.743	8	37.907	36.302	23.593	20.693	1'58.495	214,2	10:02'44.998
9	47.797	33.860	22.912	20.938	2'05.507	199,9	10:06'47.250	9	38.806	34.492	24.121	20.769	1'58.188	213,7	10:04'43.186
								10	47.791	34.458	23.263	20.561	2'06.073	209,6	10:06'49.259
5° 77 R. BIJMAN (1'55.248)								10° 8 B. IERACI (1'55.566)							
Lap	Seg1	Seg2	Seg3	Seg4	Lap Time	km/h	Local Time	Lap	Seg1	Seg2	Seg3	Seg4	Lap Time	km/h	Local Time
1		43.048					9:48'48.977	1		50.690	28.228	21.060			9:48'49.120
2	38.692	34.608	23.315	21.161	1'57.776C	212,9	9:50'46.753	2	39.386	34.902	24.269	20.702	1'59.259	217,2	9:50'48.379
3	37.994	34.420	22.839	20.734	1'55.987	210,0	9:52'42.740	3	37.628	34.264	22.989	20.685	1'55.566	214,2	9:52'43.945
4	40.518	37.853	24.885	20.707	2'03.963	212,9	9:54'46.703	4	38.654	38.286	25.358	20.758	2'03.056	206,4	9:54'47.001
5	39.056	34.749			2'06.188C	208,8	9:56'52.891	5	39.007	35.803	25.022	21.583	2'01.415	211,2	9:56'48.416
6	37.983	35.084	24.033	20.767	1'57.867	207,6	9:58'50.758	6	39.917	36.365	24.792	20.833	2'01.907	214,2	9:58'50.323
7	37.577	34.134	23.030	20.507	1'55.248	208,8	10:00'46.006	7	37.863	34.718	23.890	20.773	1'57.244	212,5	10:00'47.567
8	38.205	34.675	23.912	20.942	1'57.734	213,7	10:02'43.740	8	37.702	33.944	23.153	20.870	1'55.669	215,4	10:02'43.236
9	43.292	35.221	23.879	20.604	2'02.996	201,0	10:04'46.736	9	46.726	34.550	23.122	20.660	2'05.058	202,2	10:04'48.294
10	37.875	34.187	23.068	20.567	1'55.697	214,6	10:06'42.433	10	37.677	34.518	23.388	20.787	1'56.370	212,9	10:06'44.664

08/10/2022 P = Pits In/Out - C = Lap Time Cancelled

These data/results cannot be reproduced, stored and/or transmitted in whole or in part by any manner of electronic, mechanical, photocopying, recording, broadcasting or otherwise now known or herein after developed without the previous express consent by the copyright owner, except for reproduction in daily press and regular printed publications on sale to the public within 60 days of the event related to those data/results and always provided that copyright symbol appears together as follows below.

© DORNA WSBK ORGANIZATION Srl 2022



Pirelli Portuguese Round, 7-9 October 2022 Chronological Analysis Tissot Superpole

Portimao 4.592 m

2 / 4

11° 46 S. DI SORA [1'55.593]							
Lap	Seg.1	Seg.2	Seg.3	Seg.4	Lap Time	km/h	Local Time
1		51.445	26.471	20.954			9:48'45.386
2	38.482	34.623	23.477	21.140	1'57.722	214,6	9:50'43.108
3	38.418	34.392	23.004	21.037	1'56.851	203,7	9:52'39.959
4	38.439	34.464			2'08.037	205,2	9:54'47.996
5	38.403	34.531	24.358	22.016	1'59.308	207,6	9:56'47.304
6	39.455	37.255			2'05.416	204,8	9:58'52.720
7	38.025	34.176	22.873	20.519	1'55.593	206,4	10:00'48.313
8	38.070	34.092	23.080	20.358	1'55.600	215,4	10:02'43.913
9	45.018	37.426	23.090	20.682	2'06.216	210,4	10:04'50.129
10	37.864	34.021	23.272	20.442	1'55.599	210,8	10:06'45.728

8	37.826	34.463					2'01.587	208,0	10:02'46.217
9	38.090	34.135			23.279	21.060	1'56.564	208,0	10:04'42.781
10	48.026	34.385			23.185	20.905	1'56.501	204,1	10:06'49.282

16° 47 F. SEABRIGHT [1'56.030]							
Lap	Seg.1	Seg.2	Seg.3	Seg.4	Lap Time	km/h	Local Time
1		46.285					9:48'42.941
2	39.538	34.981	25.159	21.066	2'00.744	191,1	9:50'43.685
3	38.661	34.870	23.050	20.792	1'57.373	204,1	9:52'41.058
4	38.394	34.423			2'07.697	204,8	9:54'48.755
5	38.184	34.545	24.055	21.756	1'58.540	208,8	9:56'47.295
6	38.689	34.879			2'01.754	204,5	9:58'49.049
7	38.069	34.024	23.276	20.661	1'56.030	207,6	10:00'45.079
8	38.666	35.475	23.737	20.893	1'58.771	211,6	10:02'43.850
9	38.849	35.306			2'02.986	210,8	10:04'46.836
10	38.000	34.314	23.344	21.296	1'56.954	211,2	10:06'43.790

12° 58 I. IGLESIAS [1'55.763]							
Lap	Seg.1	Seg.2	Seg.3	Seg.4	Lap Time	km/h	Local Time
1		46.967	27.136	21.023			9:48'48.770
2	37.817	34.488	22.993	20.465	1'55.763	213,7	9:50'44.533
3	38.078	34.306	23.084	20.828	1'56.296	215,4	9:52'40.829
4	47.984	33.947	24.173	21.038	2'07.142	203,3	9:54'47.971
5	38.239	34.508			2'04.228	210,8	9:56'52.199
6	37.865	35.331	23.563	20.834	1'57.593	208,8	9:58'49.792
7	37.939	34.312	22.890	20.718	1'55.859	210,4	10:00'45.651
8	37.923	34.038			2'02.588	212,9	10:02'48.239
9	38.575	34.266	23.460	20.691	1'56.992	214,6	10:04'45.231
10	37.644	34.872	26.984	20.508	2'00.008	209,2	10:06'45.239

17° 41 M. GARCIA [1'56.130]							
Lap	Seg.1	Seg.2	Seg.3	Seg.4	Lap Time	km/h	Local Time
1		50.782					9:48'52.343
2	39.175	34.399	23.139	20.768	1'57.481	201,8	9:50'49.824
3	38.009	33.975	23.533	20.613	1'56.130	210,4	9:52'45.954
4	38.574	34.802			2'05.585	209,6	9:54'51.539
5	38.241	34.656	23.268	20.715	1'56.880	210,4	9:56'48.419
6	38.888	34.131	23.552	20.713	1'57.284	210,0	9:58'45.703
7	38.127	34.502	23.061	20.672	1'56.362	207,6	10:00'42.065
8	38.378	36.308	24.510	22.297	2'01.493	197,0	10:02'43.558
9	38.390	43.302	23.007	20.458	2'05.157	205,6	10:04'48.715
10	37.899	34.040	23.859	20.576	1'56.374	212,5	10:06'45.089

13° 35 Y. SAIZ MARQUEZ [1'55.767]							
Lap	Seg.1	Seg.2	Seg.3	Seg.4	Lap Time	km/h	Local Time
1		35.826	23.509	40.555			9:48'28.611
2	1'07.583	34.685	23.233	20.925	2'26.426P		9:50'55.037
3	38.186	34.310	22.891	20.513	1'55.900	202,2	9:52'50.937
4	38.211	34.088	23.984	20.894	1'57.177	207,6	9:54'48.114
5	37.921	34.673			2'04.119	208,0	9:56'52.233
6	38.095	35.166	23.681	20.733	1'57.675	210,4	9:58'49.908
7	38.008	35.329	26.575	20.694	2'00.606	211,2	10:00'50.514
8	38.299	34.314	23.344	20.737	1'56.694	206,8	10:02'47.208
9	40.030	35.618	24.252	22.569	2'02.469	218,5	10:04'49.677
10	37.577	34.175	23.496	20.519	1'55.767	213,7	10:06'45.444

18° 12 H. MAIER [1'56.310]							
Lap	Seg.1	Seg.2	Seg.3	Seg.4	Lap Time	km/h	Local Time
1		51.256	25.399	21.536			9:48'44.844
2	38.271	34.371			2'03.322	211,2	9:50'48.166
3	38.269	34.500	23.435	23.570	1'59.774	206,8	9:52'47.940
4	38.587	34.821	23.685	21.219	1'58.312	211,6	9:54'46.252
5	38.616	34.557	23.091	21.099	1'57.363	199,9	9:56'43.615
6	40.197	42.943	23.639	20.871	2'07.650	204,1	9:58'51.265
7	37.995	34.298	23.368	20.649	1'56.310	210,8	10:00'47.575
8	38.586	36.600	23.469	20.774	1'59.429	208,8	10:02'47.004
9	37.982	34.520	23.821	20.822	1'57.145	210,4	10:04'44.149
10	46.332	34.704	23.677	20.737	2'05.450	212,5	10:06'49.599

14° 64 H. DE CANCELLIS [1'55.841]							
Lap	Seg.1	Seg.2	Seg.3	Seg.4	Lap Time	km/h	Local Time
1		50.864	26.124	21.069			9:48'45.750
2	38.622	34.410	23.278	21.011	1'57.321	209,2	9:50'43.071
3	41.410	34.945	25.754	20.594	2'02.703	204,1	9:52'45.774
4	38.145	34.877	29.947	20.860	2'03.829	213,7	9:54'49.603
5	38.585	34.342	23.728	22.112	1'58.767	214,6	9:56'48.370
6	38.631	40.243	23.631	20.643	2'03.148	216,3	9:58'51.518
7	37.957	34.221	22.909	20.808	1'55.895	215,4	10:00'47.413
8	37.997	34.227	22.908	20.709	1'55.841	209,6	10:02'43.254
9	47.059	34.433	23.181	20.516	2'05.189	202,2	10:04'48.443
10	37.893	34.376	24.795	22.204	1'59.268	216,7	10:06'47.711

19° 23 S. MARKARIAN [1'56.348]							
Lap	Seg.1	Seg.2	Seg.3	Seg.4	Lap Time	km/h	Local Time
1		50.544	26.217	20.966			9:48'45.894
2	39.526	34.815	23.228	20.652	1'58.221C	207,2	9:50'44.115
3	38.617	35.033			2'03.638	208,0	9:52'47.753
4	38.992	34.866			2'04.494C	207,2	9:54'52.247
5	38.195	34.560	23.262	20.549	1'56.566	210,8	9:56'48.813
6	38.641	34.715	23.468	20.777	1'57.601	210,4	9:58'46.414
7	38.550	34.557	23.135	20.962	1'57.204	210,4	10:00'43.618
8	44.213	34.730	23.589	20.717	2'03.249	204,8	10:02'46.867
9	37.891	34.523	23.311	20.623	1'56.348	215,0	10:04'43.215
10	38.036	37.052	24.515	20.889	2'00.492	208,0	10:06'43.707

15° 13 D. BERGAMINI [1'55.930]							
Lap	Seg.1	Seg.2	Seg.3	Seg.4	Lap Time	km/h	Local Time
1		49.865	25.410	21.344			9:48'44.527
2	39.155	34.352	24.248	22.764	2'00.519	199,6	9:50'45.046
3	38.898	34.353	24.456	21.995	1'59.702	202,5	9:52'44.748
4	38.181	35.531	29.069	21.740	2'04.521	206,8	9:54'49.269
5	38.518	34.253	23.598	21.032	1'57.401	205,2	9:56'46.670
6	42.780	34.691	23.522	21.037	2'02.030C	198,1	9:58'48.700
7	37.883	34.083	23.239	20.725	1'55.930	206,4	10:00'44.630

20° 88 D. MOGEDA [1'56.388]							
Lap	Seg.1	Seg.2	Seg.3	Seg.4	Lap Time	km/h	Local Time
1		53.149	32.376	21.103			9:48'50.446
2	38.668	34.813	23.633	20.781	1'57.895	210,0	9:50'48.341
3	38.306	34.496	23.625	20.598	1'57.025	212,9	9:52'45.366
4	38.579	36.515	28.675	20.700	2'04.469	215,9	9:54'49.835

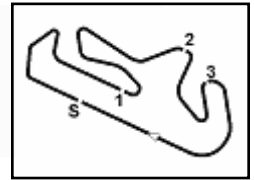
08/10/2022

P = Pits In/Out - C = Lap Time Cancelled

These data/results cannot be reproduced, stored and/or transmitted in whole or in part by any manner of electronic, mechanical, photocopying, recording, broadcasting or otherwise now known or herein after developed without the previous express consent by the copyright owner, except for reproduction in daily press and regular printed publications on sale to the public within 60 days of the event related to those data/results and always provided that copyright symbol appears together as follows below.

© DORNA WSBK ORGANIZATION Srl 2022





Portimao 4.592 m

Pirelli Portuguese Round, 7-9 October 2022 Chronological Analysis Tissot Superpole

3 / 4

5	38.576	34.455	27.038	20.601	2'00.670	216,3	9:56'50.505	6	38.256	37.866	23.899	21.398	2'01.419	209,6	9:58'52.779
6	38.070	37.968	25.375	20.950	2'02.363	215,4	9:58'52.868	7	38.529	34.223	23.207	20.800	1'56.759	207,6	10:00'49.538
7	38.161	34.373	23.113	20.741	1'56.388	209,6	10:00'49.256	8	38.078	34.564	23.416	20.861	1'56.919	213,3	10:02'46.457
8	38.093	37.699	23.999	20.831	2'00.622	208,4	10:02'49.878	9	38.155	34.496	24.008	20.803	1'57.462	215,4	10:04'43.919
9	38.109	34.433	23.244	20.616	1'56.402	210,8	10:04'46.280	10	38.355	44.120	23.299	20.904	2'06.678	208,8	10:06'50.597
10	42.942	36.977	23.185	20.600	2'03.704	210,0	10:06'49.984								

26° **28 L. LEHMANN (1'56.759)**

Lap	Seg1	Seg2	Seg3	Seg4	Lap Time	km/h	Local Time
1		49.123					9:48'53.523
2	39.023	35.037	23.333	21.129	1'58.522	203,3	9:50'52.045
3	38.821	34.684	23.203	20.980	1'57.688	202,9	9:52'49.733
4	38.560	34.404	26.240	20.834	2'00.038	203,7	9:54'49.771
5	39.001	34.660			2'02.824	217,6	9:56'52.595
6	38.205	35.849	23.913	20.756	1'58.723	213,7	9:58'51.318
7	38.312	34.477	23.088	20.554	1'56.431	212,9	10:00'47.749

22° **89 W. NUGROHO (1'56.575)**

Lap	Seg1	Seg2	Seg3	Seg4	Lap Time	km/h	Local Time
1		50.877	27.116	21.773			9:48'50.003
2	38.881	34.801	23.504	21.029	1'58.215	206,0	9:50'48.218
3	38.689	34.609	23.955	20.614	1'57.867	206,0	9:52'46.085
4	38.683	34.803			2'06.188	215,4	9:54'52.273
5	38.243	34.559	23.380	20.393	1'56.575	211,6	9:56'48.848
6	39.108	35.195	23.263	20.707	1'58.273	215,0	9:58'47.121
7	38.537	34.432	23.265	20.627	1'56.861	206,0	10:00'43.982
8	38.158	34.711	23.485	21.453	1'57.807	212,9	10:02'41.789
9	42.081	39.963	23.484	20.929	2'06.457	194,9	10:04'48.246
10	38.591	34.285	24.286	21.574	1'58.736	211,2	10:06'46.982

Lap	Seg1	Seg2	Seg3	Seg4	Lap Time	km/h	Local Time
1			50.311		28.177	21.047	
2	39.153	34.715	23.521	20.733	1'58.122	217,2	9:50'47.447
3	38.370	34.987	23.653	20.540	1'57.550	212,1	9:52'44.997
4	38.620	35.030			2'05.484	213,3	9:54'50.481
5	38.290	34.396	23.387	21.101	1'57.174	215,0	9:56'47.655
6	38.399	34.728			2'01.869	211,2	9:58'49.524
7	38.240	34.726	23.207	20.808	1'56.981	210,4	10:00'46.505
8	37.836	34.401	23.590	20.932	1'56.759	212,9	10:02'43.264
9	39.109	35.374			2'02.934	202,5	10:04'46.198
10	38.289	34.582	26.043	20.454	1'59.368	208,0	10:06'45.566

27° **69 T. ALBERTO (1'56.796)**

Lap	Seg1	Seg2	Seg3	Seg4	Lap Time	km/h	Local Time
1			39.301		26.386	20.917	9:48'45.213
2	38.608	34.513	24.124	20.822	1'58.067	211,2	9:50'43.280
3	38.617	38.570	23.626	20.912	2'01.725	202,2	9:52'45.005
4	38.130	34.907			2'05.910	215,0	9:54'50.915
5	38.666	34.627	23.727	20.729	1'57.749	216,7	9:56'48.664
6	38.968	35.299	23.388	20.735	1'58.390	213,3	9:58'47.054
7	38.001	34.562	23.453	20.780	1'56.796	210,0	10:00'43.850
8	38.346	34.949	24.163	22.618	2'00.076	210,0	10:02'43.926
9	39.629	39.925	23.450	20.784	2'03.788	215,9	10:04'47.714
10	38.167	34.569	23.153	21.085	1'56.974	210,4	10:06'44.688

23° **93 M. GAGGI (1'56.623)**

Lap	Seg1	Seg2	Seg3	Seg4	Lap Time	km/h	Local Time
1		36.049	23.788	21.348			9:50'46.764
2	38.935	34.871	23.295	21.055	1'58.156	211,6	9:52'44.920
3	39.329	34.820			2'05.602	211,6	9:54'50.522
4	38.354	34.572	23.578	20.881	1'57.385	210,0	9:56'47.907
5	39.152	34.383	23.996	21.585	1'59.116	208,8	9:58'47.023
6	38.329	34.390	23.159	20.868	1'56.746	210,0	10:00'43.769
7	38.136	41.947	23.193	20.884	2'04.160	208,0	10:02'47.929
8	38.373	34.316	23.371	20.563	1'56.623	209,2	10:04'44.552
9	37.916	40.978	23.246	21.076	2'03.216	206,8	10:06'47.768

28° **81 I. PERISTERAS (1'57.013)**

Lap	Seg1	Seg2	Seg3	Seg4	Lap Time	km/h	Local Time
1			45.023				9:48'43.251
2	39.211	35.031	24.368	21.298	1'59.908	199,9	9:50'43.159
3	39.097	35.332	23.535	21.004	1'58.968	204,1	9:52'42.127
4	38.786	34.683			2'07.030	201,8	9:54'49.157
5	38.772	34.566	23.914	21.204	1'58.456	205,2	9:56'47.613
6	38.515	34.859	23.209	21.157	1'57.740	206,4	9:58'45.353
7	39.466	34.989	23.730	20.934	1'59.119C	197,4	10:00'44.472
8	38.382	34.510			2'01.871	208,0	10:02'46.343
9	38.453	34.885	24.721	20.945	1'59.004	207,6	10:04'45.347
10	38.106	34.525	23.660	20.722	1'57.013	207,6	10:06'42.360

24° **39 E. VALENTIM (1'56.714)**

Lap	Seg1	Seg2	Seg3	Seg4	Lap Time	km/h	Local Time
1		50.868	24.676	20.811			9:48'46.265
2	38.935	34.739	23.323	20.756	1'57.753	206,4	9:50'44.018
3	38.453	35.199	25.329	20.949	1'59.930	207,2	9:52'43.948
4	38.843	35.473			2'06.398	204,1	9:54'50.346
5	38.385	34.560	23.522	21.092	1'57.559	209,6	9:56'47.905
6	39.560	35.296	23.643	20.813	1'59.312	210,0	9:58'47.217
7	38.110	34.686	23.224	20.694	1'56.714	205,2	10:00'43.931
8	38.382	35.216	24.239	21.500	1'59.337	208,0	10:02'43.268
9	40.676	34.585	25.246	20.705	2'01.212	199,9	10:04'44.480
10	38.306	35.187	24.013	20.733	1'58.239	211,6	10:06'42.719

29° **16 D. BORGES (1'57.014)**

Lap	Seg1	Seg2	Seg3	Seg4	Lap Time	km/h	Local Time
1			50.526		27.634	21.572	9:48'48.590
2	39.621	34.815	23.503	20.968	1'58.907	206,0	9:50'47.497
3	38.491	35.174	23.771	20.640	1'58.076	203,3	9:52'45.573
4	39.224	34.982			2'06.895	202,9	9:54'52.468
5	38.323	34.422	23.537	20.732	1'57.014	204,1	9:56'49.482
6	38.654	35.280	23.578	20.726	1'58.238	202,2	9:58'47.720
7	38.507	34.358	23.635	20.643	1'57.143	208,0	10:00'44.863
8	38.576	34.633	24.113	21.128	1'58.450	203,7	10:02'43.313
9	47.163	34.805	23.487	20.707	2'06.162	196,7	10:04'49.475
10	38.412	39.379	23.772	41.794	2'23.357P	207,6	10:07'12.832

25° **59 A. ZANCA (1'56.759)**

Lap	Seg1	Seg2	Seg3	Seg4	Lap Time	km/h	Local Time
1		41.956	27.683	21.608			9:48'48.788
2	39.161	34.660	23.173	21.083	1'58.077	212,5	9:50'46.865
3	38.319	34.278	23.308	20.926	1'56.831	209,2	9:52'43.696
4	38.569	37.404	29.795	21.262	2'07.030	206,8	9:54'50.726
5	41.974	34.535	23.310	20.815	2'00.634	213,7	9:56'51.360

30° **2 I. GARCIA ABELLA (1'57.094)**

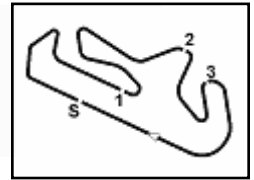
Lap	Seg1	Seg2	Seg3	Seg4	Lap Time	km/h	Local Time
1			44.172				9:49'02.478
2	1'36.443	36.696	24.084	39.019	3'16.242P		9:52'18.720

08/10/2022

P = Pits In/Out - C = Lap Time Cancelled

These data/results cannot be reproduced, stored and/or transmitted in whole or in part by any manner of electronic, mechanical, photocopying, recording, broadcasting or otherwise now known or herein after developed without the previous express consent by the copyright owner, except for reproduction in daily press and regular printed publications on sale to the public within 60 days of the event related to those data/results and always provided that copyright symbol appears together as follows below.

© DORNA WSBK ORGANIZATION Srl 2022



Portimao 4.592 m

Pirelli Portuguese Round, 7-9 October 2022
Chronological Analysis Tissot Superpole

3	1'03.693	36.454	26.214	22.725	2'29.086P		9:54'47.806
4	39.288	35.081	23.690	21.490	1'59.549	201,4	9:56'47.355
5	39.362	34.570	24.662	22.794	2'01.388	199,9	9:58'48.743
6	38.208	34.190	23.644	21.052	1'57.094	210,4	10:00'45.837
7	38.225	34.428	24.181	21.993	1'58.827	210,4	10:02'44.664
8	38.226	34.580	23.914	21.343	1'58.063	209,2	10:04'42.727
9	38.364	34.609	23.234	21.558	1'57.765	205,6	10:06'40.492

31° 43 H. KHOURI [1'57.231]							
Lap	Seg.1	Seg.2	Seg.3	Seg.4	Lap Time	km/h	Local Time
1		48.221					9:48'47.334
2	39.175	35.270	23.297	21.409	1'59.151	199,9	9:50'46.485
3	38.959	34.274	23.433	21.076	1'57.742	203,7	9:52'44.227
4	38.774	35.757			2'06.701	210,0	9:54'50.928
5	38.580	34.436	23.269	20.946	1'57.231	212,5	9:56'48.159
6	39.501	35.506	23.460	20.896	1'59.363	209,6	9:58'47.522
7	38.529	34.348	23.426	21.050	1'57.353	208,4	10:00'44.875
8	38.377	34.481			2'02.010	213,7	10:02'46.885
9	38.408	34.524	23.650	20.842	1'57.424	209,6	10:04'44.309
10	46.843	34.632	23.270	20.834	2'05.579	208,8	10:06'49.888

08/10/2022 P = Pits In/Dut - C = Lap Time Cancelled

These data/results cannot be reproduced, stored and/or transmitted in whole or in part by any manner of electronic, mechanical, photocopying, recording, broadcasting or otherwise now known or herein after developed without the previous express consent by the copyright owner, except for reproduction in daily press and regular printed publications on sale to the public within 60 days of the event related to those data/results and always provided that copyright symbol appears together as follows below.

© DORNA WSBK ORGANIZATION Srl 2022