

Pirelli Portuguese Round, 7-9 October 2022

Results Warm Up

No.	Rider	Nat	Team	Bike	Time	Gap	Rel.	Laps	Speed	
									Avg	Max
1	27 A. DIAZ	ESP	Arco Motor University Team	Yamaha YZF-R3	1'55.075			7	143,656	208,8
2	91 M. VANNUCCI	ITA	AG Motorsport Italia Yamaha	Yamaha YZF-R3	1'55.413	0.338	0.338	7	143,235	215,9
3	26 M. GENNAI	ITA	Team BrCorse	Yamaha YZF-R3	1'55.436	0.361	0.023	7	143,207	208,4
4	60 D. GEIGER	GER	Fusport-RT Motorsports by SKM-Kawasaki	Kawasaki Ninja 400	1'55.470	0.395	0.034	7	143,164	216,7
5	14 A. MILLAN	ESP	SMW Racing	Kawasaki Ninja 400	1'55.610	0.535	0.140	7	142,991	212,9
6	85 K. SABATUCCI	ITA	Kawasaki GP Project	Kawasaki Ninja 400	1'55.626	0.551	0.016	7	142,971	215,4
7	58 I. IGLESIAS	ESP	SMW Racing	Kawasaki Ninja 400	1'55.720	0.645	0.094	7	142,855	211,2
8	8 B. IERACI	ITA	Prodina Racing WorldSSP300	Kawasaki Ninja 400	1'55.745	0.670	0.025	7	142,824	212,5
9	64 H. DE CANCELLIS	FRA	Prodina Racing WorldSSP300	Kawasaki Ninja 400	1'55.839	0.764	0.094	7	142,708	210,8
10	12 H. MAIER	BRA	AD78 Team Brasil by MS Racing	Yamaha YZF-R3	1'56.073	0.998	0.234	7	142,421	212,9
11	35 Y. SAIZ MARQUEZ	ESP	Accolade Smrz Racing	Kawasaki Ninja 400	1'56.231	1.156	0.158	7	142,227	210,8
12	73 J. PEREZ GONZALEZ	ESP	Accolade Smrz Racing	Kawasaki Ninja 400	1'56.375	1.300	0.144	2	142,051	212,1
13	28 L. LEHMANN	GER	Freudenberg KTM - Paligo Racing	KTM RC 390 R	1'56.648	1.573	0.273	7	141,719	215,0
14	93 M. GAGGI	ITA	Vinales Racing Team	Yamaha YZF-R3	1'56.662	1.587	0.014	7	141,702	209,2
15	88 D. MOGEDA	ESP	Team#109 Kawasaki	Kawasaki Ninja 400	1'56.745	1.670	0.083	7	141,601	209,2
16	13 D. BERGAMINI	ITA	ProGP Racing	Yamaha YZF-R3	1'56.825	1.750	0.080	4	141,504	206,8
17	69 T. ALBERTO	PHI	Fusport-RT Motorsports by SKM-Kawasaki	Kawasaki Ninja 400	1'56.825	1.750	0.000	7	141,504	212,9
18	81 I. PERISTERAS	GRE	ProGP Racing	Yamaha YZF-R3	1'56.988	1.913	0.163	7	141,307	213,7
19	23 S. MARKARIAN	FRA	Leader Team Flembbo	Kawasaki Ninja 400	1'57.005	1.930	0.017	7	141,286	210,4
20	41 M. GARCIA	ESP	Yamaha MS Racing	Yamaha YZF-R3	1'57.090	2.015	0.085	3	141,184	202,5
21	79 T. ALONSO	POR	Quaresma Racing Team	Kawasaki Ninja 400	1'57.124	2.049	0.034	7	141,143	208,0
22	39 E. VALENTIM	BRA	AD78 Team Brasil by MS Racing	Yamaha YZF-R3	1'57.194	2.119	0.070	7	141,058	211,6
23	46 S. DI SORA	FRA	Leader Team Flembbo	Kawasaki Ninja 400	1'57.245	2.170	0.051	7	140,997	203,7
24	16 D. BORGES	POR	Rame Moto Racing	Kawasaki Ninja 400	1'57.451	2.376	0.206	7	140,750	210,0
25	47 F. SEABRIGHT	GBR	Vinales Racing Team	Yamaha YZF-R3	1'57.476	2.401	0.025	6	140,720	197,7
26	59 A. ZANCA	ITA	Kawasaki GP Project	Kawasaki Ninja 400	1'57.502	2.427	0.026	7	140,689	210,0
27	89 W. NUGROHO	INA	Team BrCorse	Yamaha YZF-R3	1'57.537	2.462	0.035	1	140,647	207,2
28	2 I. GARCIA ABELLA	ESP	Yamaha MS Racing	Yamaha YZF-R3	1'57.651	2.576	0.114	7	140,510	212,5

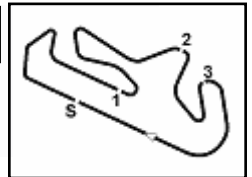
AIR	Humidity:	69%	Temp:	22°C
TRACK	Condition:	Dry	Temp:	28°C

Records	Pole	(SP)	2022	D.Geiger	1'55.008	143,740	Km/h
	Race	(RC1)	2022	S.Di Sora	1'55.727	142,850	Km/h
	All Times	(SP)	2022	D.Geiger	1'55.008	143,740	Km/h

Start 09/10/2022 09:50 End 10:09 The results are provisional until the end of the time limit for protests and appeals and the completion of the technical checks.

These data/results cannot be reproduced, stored and/or transmitted in whole or in part by any manner of electronic, mechanical, photocopying, recording, broadcasting or otherwise now known or herein after developed without the previous express consent by the copyright owner, except for reproduction in daily press and regular printed publications on sale to the public within 60 days of the event related to those data/results and always provided that copyright symbol appears together as follows below.

© DORNA WSBK ORGANIZATION Srl 2022



Pirelli Portuguese Round, 7-9 October 2022
Results Warm Up

Session Highlights

Local Time	No. Rider	Description
09.50.00		Start
09.55.41	89 W. NUGROHO	Crashed - Turn 4
09.56.26	89 W. NUGROHO	Medical Centre
09.58.34	73 J. PEREZ GONZALEZ	Crashed - Turn 13
09.59.07	26 M. GENNAI	Lap Cancelled [1'56.257] - Exceeded Track Limits - Turn 0
09.59.30	41 M. GARCIA	Technical Problem - Turn 5
09.59.43	28 L. LEHMANN	On Asphalt - Re-Joined - Turn 5
10.00.32	8 B. IERACI	Lap Cancelled [1'57.919] - Exceeded Track Limits - Turn 4
10.00.43	88 D. MOGEDA	Lap Cancelled [1'59.367] - Exceeded Track Limits - Turn 4
10.00.52	16 D. BORGES	Lap Cancelled [2'07.109] - Exceeded Track Limits - Turn 4
10.00.58	73 J. PEREZ GONZALEZ	Medical Centre
10.01.44	8 B. IERACI	On Asphalt - Re-Joined - Turn 5
10.01.45	91 M. VANNUCCI	On Asphalt - Re-Joined - Turn 5
10.04.11	39 E. VALENTIM	Lap Cancelled [2'05.272] - Yellow Flag - Turn 13
10.04.17	14 A. MILLAN	Lap Cancelled [1'55.643] - Yellow Flag - Turn 13
10.04.26	26 M. GENNAI	Lap Cancelled [1'55.760] - Yellow Flag - Turn 13
10.04.31	81 I. PERISTERAS	Lap Cancelled [1'57.443] - Yellow Flag - Turn 13
10.04.41	60 D. GEIGER	Lap Cancelled [2'03.792] - Yellow Flag - Turn 13
10.06.47	93 M. GAGGI	Lap Cancelled [2'03.981] - Yellow Flag - Turn 5
10.06.57	58 I. IGLESIAS	Lap Cancelled [2'05.124] - Yellow Flag - Turn 5
10.07.12	14 A. MILLAN	Lap Cancelled [2'03.061] - Yellow Flag - Turn 5
10.07.17	91 M. VANNUCCI	Lap Cancelled [2'04.496] - Yellow Flag - Turn 5
10.07.22	69 T. ALBERTO	Lap Cancelled [1'58.869] - Yellow Flag - Turn 5
10.07.27	28 L. LEHMANN	Lap Cancelled [2'06.154] - Yellow Flag - Turn 5
10.07.32	8 B. IERACI	Lap Cancelled [2'02.076] - Yellow Flag - Turn 5
10.07.37	59 A. ZANCA	Lap Cancelled [2'06.333] - Yellow Flag - Turn 5
10.07.47	88 D. MOGEDA	Lap Cancelled [2'04.168] - Yellow Flag - Turn 5
10.07.57	64 H. DE CANCELLIS	Lap Cancelled [1'56.636] - Yellow Flag - Turn 5
10.08.07	2 I. GARCIA ABELLA	Lap Cancelled [2'02.635] - Yellow Flag - Turn 5
10.08.17	85 K. SABATUCCI	Lap Cancelled [2'05.450] - Yellow Flag - Turn 5
10.08.27	35 Y. SAIZ MARQUEZ	Lap Cancelled [2'03.168] - Yellow Flag - Turn 5
10.08.37	16 D. BORGES	Lap Cancelled [1'57.849] - Yellow Flag - Turn 5
10.08.52	26 M. GENNAI	Lap Cancelled [2'02.495] - Yellow Flag - Turn 5
10.08.57	39 E. VALENTIM	Lap Cancelled [1'57.222] - Yellow Flag - Turn 5
10.09.02	12 H. MAIER	Lap Cancelled [2'05.762] - Yellow Flag - Turn 5
10.09.12	81 I. PERISTERAS	Lap Cancelled [2'01.200] - Yellow Flag - Turn 5
10.09.33	27 A. DIAZ	Lap Cancelled [1'56.914] - Yellow Flag - Turn 5
10.09.49		End Of Session

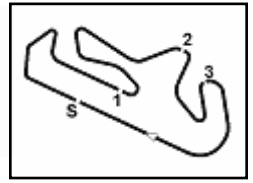
Fastest Laps Sequence

No.	Rider	Nat	Team	Bike	Local Time	Time	Gap	Avg
46	S. DI SORA	FRA	Leader Team Flembbo	Kawasaki Ninja 400	09:54'21.830	1'57.861		140,260
47	F. SEABRIGHT	GBR	Vinales Racing Team	Yamaha YZF-R3	09:54'21.839	1'57.853	-0.008	140,270
41	M. GARCIA	ESP	Yamaha MS Racing	Yamaha YZF-R3	09:54'22.031	1'57.090	-0.763	141,184
91	M. VANNUCCI	ITA	AG Motorsport Italia Yamaha	Yamaha YZF-R3	09:54'46.629	1'56.613	-0.477	141,761
58	I. IGLESIAS	ESP	SMW Racing	Kawasaki Ninja 400	09:54'52.479	1'56.001	-0.612	142,509
60	D. GEIGER	GER	Fusport-RT Motorsports by SKM-Kawasaki	Kawasaki Ninja 400	09:56'58.635	1'55.892	-0.109	142,643
91	M. VANNUCCI	ITA	AG Motorsport Italia Yamaha	Yamaha YZF-R3	09:58'48.324	1'55.413	-0.479	143,235
27	A. DIAZ	ESP	Arco Motor University Team	Yamaha YZF-R3	10:04'47.753	1'55.075	-0.338	143,656

Start 09:50 End 10:09 The results are provisional until the end of the time limit for protests and appeals and the completion of the technical checks.

These data/results cannot be reproduced, stored and/or transmitted in whole or in part by any manner of electronic, mechanical, photocopying, recording, broadcasting or otherwise now known or herein after developed without the previous express consent by the copyright owner, except for reproduction in daily press and regular printed publications on sale to the public within 60 days of the event related to those data/results and always provided that copyright symbol appears together as follows below.

© DORNA WSBK ORGANIZATION Srl 2022



Portimao 4.592 m

Pirelli Portuguese Round, 7-9 October 2022
Starting Grid - Race 2 [13 Laps x 4,592 km = 59,696 km]

1	1	60 GEIGER D. Kawasaki 1'55.008	2	27 DIAZ A. Yamaha 1'55.017	3	26 GENNAI M. Yamaha 1'55.148
2	4	85 SABATUCCI K. Kawasaki 1'55.257	5	91 VANNUCCI M. Yamaha 1'55.304	6	14 MILLAN A. Kawasaki 1'55.412
3	7	8 IERACI B. Kawasaki 1'55.566	8	46 DI SORA S. Kawasaki 1'55.593	9	58 IGLESIAS I. Kawasaki 1'55.763
4	10	35 SAIZ MARQUEZ Y. Kawasaki 1'55.767	11	64 DE CANCELLIS H. Kawasaki 1'55.841	12	13 BERGAMINI D. Yamaha 1'55.930
5	13	47 SEABRIGHT F. Yamaha 1'56.030	14	41 GARCIA M. Yamaha 1'56.130	15	12 MAIER H. Yamaha 1'56.310
6	16	23 MARKARIAN S. Kawasaki 1'56.348	17	88 MOGEDA D. Kawasaki 1'56.388	18	79 ALONSO T. Kawasaki 1'56.431
7	19	93 GAGGI M. Yamaha 1'56.623	20	39 VALENTIM E. Yamaha 1'56.714	21	59 ZANCA A. Kawasaki 1'56.759
8	22	28 LEHMANN L. KTM 1'56.759	23	69 ALBERTO T. Kawasaki 1'56.796	24	81 PERISTERAS I. Yamaha 1'57.013
9	25	16 BORGES D. Kawasaki 1'57.014	26	2 GARCIA ABELLA I. Yamaha 1'57.094		

N.43 [Khouri H.] will not take part in the race. Declared unfit before WUP

N.72 [Steeman V.] will not take part in the race

N.77 [Bijman R.] will not take part in the race

N.89 [Nugroho W.] will not take part in the race. Declared unfit before WUP

N.73 [Perez Gonzalez J.] will not take part in the race. Declared unfit before WUP

09/10/2022 The Race Director

These data/results cannot be reproduced, stored and/or transmitted in whole or in part by any manner of electronic, mechanical, photocopying, recording, broadcasting or otherwise now known or herein after developed without the previous express consent by the copyright owner, except for reproduction in daily press and regular printed publications on sale to the public within 60 days of the event related to those data/results and always provided that copyright symbol appears together as follows below. © DORNA WSBK ORGANIZATION Srl 2022

Pirelli Portuguese Round, 7-9 October 2022
Best Sectors & Speed Warm Up

Portimao 4.592 m

BEST LAP			
1	27	A. DIAZ	Yamaha YZF-R3 1'55.075
2	91	M. VANNUCCI	Yamaha YZF-R3 1'55.413
3	26	M. GENNAI	Yamaha YZF-R3 1'55.436
4	60	D. GEIGER	Kawasaki Ninja 400 1'55.470
5	14	A. MILLAN	Kawasaki Ninja 400 1'55.610
6	85	K. SABATUCCI	Kawasaki Ninja 400 1'55.626
7	58	I. IGLESIAS	Kawasaki Ninja 400 1'55.720
8	8	B. IERACI	Kawasaki Ninja 400 1'55.745
9	64	H. DE CANCELLIS	Kawasaki Ninja 400 1'55.839
10	12	H. MAIER	Yamaha YZF-R3 1'56.073
11	35	Y. SAIZ MARQUEZ	Kawasaki Ninja 400 1'56.231
12	73	J. PEREZ GONZALEZ	Kawasaki Ninja 400 1'56.375
13	28	L. LEHMANN	KTM RC 390 R 1'56.648
14	93	M. GAGGI	Yamaha YZF-R3 1'56.662
15	88	D. MOGEDA	Kawasaki Ninja 400 1'56.745
16	13	D. BERGAMINI	Yamaha YZF-R3 1'56.825
17	69	T. ALBERTO	Kawasaki Ninja 400 1'56.825
18	81	I. PERISTERAS	Yamaha YZF-R3 1'56.988
19	23	S. MARKARIAN	Kawasaki Ninja 400 1'57.005
20	41	M. GARCIA	Yamaha YZF-R3 1'57.090
21	79	T. ALONSO	Kawasaki Ninja 400 1'57.124
22	39	E. VALENTIM	Yamaha YZF-R3 1'57.194
23	46	S. DI SORA	Kawasaki Ninja 400 1'57.245
24	16	D. BORGES	Kawasaki Ninja 400 1'57.451
25	47	F. SEABRIGHT	Yamaha YZF-R3 1'57.476
26	59	A. ZANCA	Kawasaki Ninja 400 1'57.502
27	89	W. NUGROHO	Yamaha YZF-R3 1'57.537
28	2	I. GARCIA ABELLA	Yamaha YZF-R3 1'57.651

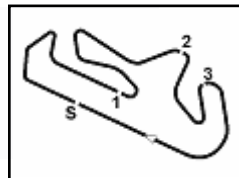
SPEED			
1	60	D. GEIGER	Kawasaki Ninja 400 216,7
2	91	M. VANNUCCI	Yamaha YZF-R3 215,9
3	85	K. SABATUCCI	Kawasaki Ninja 400 215,4
4	28	L. LEHMANN	KTM RC 390 R 215,0
5	81	I. PERISTERAS	Yamaha YZF-R3 213,7
6	69	T. ALBERTO	Kawasaki Ninja 400 212,9
7	14	A. MILLAN	Kawasaki Ninja 400 212,9
8	12	H. MAIER	Yamaha YZF-R3 212,9
9	2	I. GARCIA ABELLA	Yamaha YZF-R3 212,5
10	8	B. IERACI	Kawasaki Ninja 400 212,5
11	73	J. PEREZ GONZALEZ	Kawasaki Ninja 400 212,1
12	39	E. VALENTIM	Yamaha YZF-R3 211,6
13	58	I. IGLESIAS	Kawasaki Ninja 400 211,2
14	35	Y. SAIZ MARQUEZ	Kawasaki Ninja 400 210,8
15	64	H. DE CANCELLIS	Kawasaki Ninja 400 210,8
16	23	S. MARKARIAN	Kawasaki Ninja 400 210,4
17	16	D. BORGES	Kawasaki Ninja 400 210,0
18	59	A. ZANCA	Kawasaki Ninja 400 210,0
19	93	M. GAGGI	Yamaha YZF-R3 209,2
20	88	D. MOGEDA	Kawasaki Ninja 400 209,2
21	27	A. DIAZ	Yamaha YZF-R3 208,8
22	26	M. GENNAI	Yamaha YZF-R3 208,4
23	79	T. ALONSO	Kawasaki Ninja 400 208,0
24	89	W. NUGROHO	Yamaha YZF-R3 207,2
25	13	D. BERGAMINI	Yamaha YZF-R3 206,8
26	46	S. DI SORA	Kawasaki Ninja 400 203,7
27	41	M. GARCIA	Yamaha YZF-R3 202,5
28	47	F. SEABRIGHT	Yamaha YZF-R3 197,7

SEG. 1			SEG. 2			SEG. 3			SEG. 4		
1	60	D. GEIGER 37.433	1	26	M. GENNAI 33.903	1	27	A. DIAZ 22.717	1	89	W. NUGROHO 20.286
2	26	M. GENNAI 37.538	2	27	A. DIAZ 33.981	2	60	D. GEIGER 22.772	2	26	M. GENNAI 20.359
3	91	M. VANNUCCI 37.590	3	58	I. IGLESIAS 34.019	3	26	M. GENNAI 22.820	3	91	M. VANNUCCI 20.422
4	27	A. DIAZ 37.659	4	14	A. MILLAN 34.071	4	35	Y. SAIZ MARQUEZ 22.826	4	73	J. PEREZ GONZALEZ 20.430
5	35	Y. SAIZ MARQUEZ 37.747	5	60	D. GEIGER 34.096	5	58	I. IGLESIAS 22.868	5	85	K. SABATUCCI 20.507
6	85	K. SABATUCCI 37.794	6	85	K. SABATUCCI 34.147	6	14	A. MILLAN 22.878	6	12	H. MAIER 20.542
7	58	I. IGLESIAS 37.801	7	12	H. MAIER 34.150	7	8	B. IERACI 22.928	7	58	I. IGLESIAS 20.559
8	69	T. ALBERTO 37.802	8	8	B. IERACI 34.218	8	64	H. DE CANCELLIS 22.976	8	88	D. MOGEDA 20.561
9	14	A. MILLAN 37.902	9	91	M. VANNUCCI 34.263	9	85	K. SABATUCCI 22.987	9	8	B. IERACI 20.575
10	8	B. IERACI 37.911	10	64	H. DE CANCELLIS 34.296	10	12	H. MAIER 22.992	10	14	A. MILLAN 20.578
11	64	H. DE CANCELLIS 37.944	11	13	D. BERGAMINI 34.310	11	91	M. VANNUCCI 22.997	11	60	D. GEIGER 20.582
12	12	H. MAIER 37.981	12	69	T. ALBERTO 34.310	12	46	S. DI SORA 23.041	12	27	A. DIAZ 20.605
13	73	J. PEREZ GONZALEZ 37.990	13	41	M. GARCIA 34.311	13	93	M. GAGGI 23.060	13	64	H. DE CANCELLIS 20.623
14	16	D. BORGES 38.023	14	88	D. MOGEDA 34.312	14	23	S. MARKARIAN 23.076	14	23	S. MARKARIAN 20.628
15	81	I. PERISTERAS 38.042	15	35	Y. SAIZ MARQUEZ 34.316	15	41	M. GARCIA 23.084	15	81	I. PERISTERAS 20.644
16	88	D. MOGEDA 38.053	16	93	M. GAGGI 34.316	16	39	E. VALENTIM 23.091	16	28	L. LEHMANN 20.677
17	28	L. LEHMANN 38.072	17	39	E. VALENTIM 34.374	17	28	L. LEHMANN 23.099	17	41	M. GARCIA 20.701
18	39	E. VALENTIM 38.082	18	73	J. PEREZ GONZALEZ 34.384	18	16	D. BORGES 23.106	18	59	A. ZANCA 20.706
19	13	D. BERGAMINI 38.169	19	79	T. ALONSO 34.403	19	47	F. SEABRIGHT 23.108	19	16	D. BORGES 20.720
20	93	M. GAGGI 38.223	20	23	S. MARKARIAN 34.416	20	73	J. PEREZ GONZALEZ 23.108	20	46	S. DI SORA 20.725
21	59	A. ZANCA 38.293	21	28	L. LEHMANN 34.490	21	88	D. MOGEDA 23.137	21	35	Y. SAIZ MARQUEZ 20.754
22	23	S. MARKARIAN 38.307	22	47	F. SEABRIGHT 34.508	22	59	A. ZANCA 23.195	22	69	T. ALBERTO 20.757
23	46	S. DI SORA 38.391	23	16	D. BORGES 34.523	23	79	T. ALONSO 23.245	23	93	M. GAGGI 20.767
24	2	I. GARCIA ABELLA 38.420	24	46	S. DI SORA 34.528	24	13	D. BERGAMINI 23.293	24	79	T. ALONSO 20.768
25	79	T. ALONSO 38.491	25	89	W. NUGROHO 34.595	25	2	I. GARCIA ABELLA 23.295	25	13	D. BERGAMINI 20.798
26	41	M. GARCIA 38.499	26	2	I. GARCIA ABELLA 34.630	26	69	T. ALBERTO 23.353	26	47	F. SEABRIGHT 20.819
27	89	W. NUGROHO 38.588	27	59	A. ZANCA 34.674	27	81	I. PERISTERAS 23.450	27	39	E. VALENTIM 20.912
28	47	F. SEABRIGHT 38.715	28	81	I. PERISTERAS 34.735	28	89	W. NUGROHO 24.068	28	2	I. GARCIA ABELLA 21.077

09/10/2022

These data/results cannot be reproduced, stored and/or transmitted in whole or in part by any manner of electronic, mechanical, photocopying, recording, broadcasting or otherwise now known or herein after developed without the previous express consent by the copyright owner, except for reproduction in daily press and regular printed publications on sale to the public within 60 days of the event related to those data/results and always provided that copyright symbol appears together as follows below.

© DORNA WSBK ORGANIZATION Srl 2022



Portimao 4.592 m

Pirelli Portuguese Round, 7-9 October 2022

Ideal Times Warm Up

No.	Rider	Nat	Bike	Seg. 1 Diff. 1	Seg. 2 Diff. 2	Seg. 3 Diff. 3	Seg. 4 Diff. 4	Ideal Time Best Lap	Pos.	Diff.
1	26 M. GENNAI	ITA	Yamaha YZF-R3	37.538 +0.197	33.903 +0.380	22.820 +0.239	20.359	1'54.620 1'55.436	3	0.816
2	60 D. GEIGER	GER	Kawasaki Ninja 400	37.433 +0.519	34.096 +0.008	22.772	20.582 +0.060	1'54.883 1'55.470	4	0.587
3	27 A. DIAZ	ESP	Yamaha YZF-R3	37.659	33.981	22.717	20.605 +0.113	1'54.962 1'55.075	1	0.113
4	58 I. IGLESIAS	ESP	Kawasaki Ninja 400	37.801 +0.133	34.019 +0.181	22.868	20.559 +0.159	1'55.247 1'55.720	7	0.473
5	91 M. VANNUCCI	ITA	Yamaha YZF-R3	37.590 +0.100	34.263 +0.041	22.997	20.422	1'55.272 1'55.413	2	0.141
6	14 A. MILLAN	ESP	Kawasaki Ninja 400	37.902 +0.053	34.071	22.878	20.578 +0.128	1'55.429 1'55.610	5	0.181
7	85 K. SABATUCCI	ITA	Kawasaki Ninja 400	37.794 +0.191	34.147	22.987	20.507	1'55.435 1'55.626	6	0.191
8	8 B. IERACI	ITA	Kawasaki Ninja 400	37.911 +0.049	34.218	22.928	20.575 +0.064	1'55.632 1'55.745	8	0.113
9	35 Y. SAIZ MARQUEZ	ESP	Kawasaki Ninja 400	37.747 +0.449	34.316 +0.001	22.826 +0.138	20.754	1'55.643 1'56.231	11	0.588
10	12 H. MAIER	BRA	Yamaha YZF-R3	37.981	34.150 +0.136	22.992	20.542 +0.272	1'55.665 1'56.073	10	0.408
11	64 H. DE CANCELLIS	FRA	Kawasaki Ninja 400	37.944	34.296	22.976	20.623	1'55.839 1'55.839	9	
12	73 J. PEREZ GONZALEZ	ESP	Kawasaki Ninja 400	37.990 +0.231	34.384	23.108 +0.232	20.430	1'55.912 1'56.375	12	0.463
13	88 D. MOGEDA	ESP	Kawasaki Ninja 400	38.053	34.312 +0.140	23.137 +0.142	20.561 +0.400	1'56.063 1'56.745	15	0.682
14	69 T. ALBERTO	PHI	Kawasaki Ninja 400	37.802	34.310 +0.375	23.353 +0.217	20.757 +0.011	1'56.222 1'56.825	16	0.603
15	28 L. LEHMANN	GER	KTM RC 390 R	38.072	34.490 +0.012	23.099 +0.090	20.677 +0.208	1'56.338 1'56.648	13	0.310
16	93 M. GAGGI	ITA	Yamaha YZF-R3	38.223	34.316	23.060 +0.296	20.767	1'56.366 1'56.662	14	0.296
17	16 D. BORGES	POR	Kawasaki Ninja 400	38.023 +0.220	34.523	23.106 +0.237	20.720 +0.622	1'56.372 1'57.451	24	1.079
18	23 S. MARKARIAN	FRA	Kawasaki Ninja 400	38.307 +0.139	34.416 +0.267	23.076	20.628 +0.172	1'56.427 1'57.005	19	0.578
19	39 E. VALENTIM	BRA	Yamaha YZF-R3	38.082 +0.025	34.374 +0.567	23.091 +0.079	20.912 +0.064	1'56.459 1'57.194	22	0.735
20	13 D. BERGAMINI	ITA	Yamaha YZF-R3	38.169 +0.180	34.310	23.293	20.798 +0.075	1'56.570 1'56.825	17	0.255
21	41 M. GARCIA	ESP	Yamaha YZF-R3	38.499 +0.078	34.311	23.084 +0.417	20.701	1'56.595 1'57.090	20	0.495
22	46 S. DI SORA	FRA	Kawasaki Ninja 400	38.391	34.528 +0.219	23.041 +0.106	20.725 +0.235	1'56.685 1'57.245	23	0.560
23	59 A. ZANCA	ITA	Kawasaki Ninja 400	38.293 +0.228	34.674	23.195 +0.133	20.706 +0.273	1'56.868 1'57.502	26	0.634
24	81 I. PERISTERAS	GRE	Yamaha YZF-R3	38.042	34.735 +0.117	23.450	20.644	1'56.871 1'56.988	18	0.117
25	79 T. ALONSO	POR	Kawasaki Ninja 400	38.491	34.403	23.245 +0.217	20.768	1'56.907 1'57.124	21	0.217
26	47 F. SEABRIGHT	GBR	Yamaha YZF-R3	38.715 +0.285	34.508 +0.004	23.108	20.819 +0.037	1'57.150 1'57.476	25	0.326
27	2 I. GARCIA ABELLA	ESP	Yamaha YZF-R3	38.420	34.630	23.295 +0.229	21.077	1'57.422 1'57.651	28	0.229
28	89 W. NUGROHO	INA	Yamaha YZF-R3	38.588	34.595	24.068	20.286	1'57.537 1'57.537	27	
Overall Ideal Time				37.433	33.903	22.717	20.286	1'54.339		

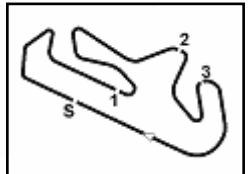
09/10/2022

These data/results cannot be reproduced, stored and/or transmitted in whole or in part by any manner of electronic, mechanical, photocopying, recording, broadcasting or otherwise now known or herein after developed without the previous express consent by the copyright owner, except for reproduction in daily press and regular printed publications on sale to the public within 60 days of the event related to those data/results and always provided that copyright symbol appears together as follows below.

© DORNA WSBK ORGANIZATION Srl 2022

FIGR PERUGIA TIMING





Pirelli Portuguese Round, 7-9 October 2022
Chronological Analysis Warm Up

1° 27 A. DIAZ [1'55.075]							
Lap	Seg1	Seg2	Seg3	Seg4	Lap Time	km/h	Local Time
1		35.380	23.752	21.306			9:53'08.797
2	38.350	34.514	23.255	21.143	1'57.262	200,7	9:55'06.059
3	38.807	34.799	23.423	21.056	1'58.085	199,9	9:57'04.144
4	38.504	34.370	23.043	20.997	1'56.914C	200,3	9:59'01.058
5	38.402	34.165	22.863	20.655	1'56.085	199,9	10:00'57.143
6	37.814	34.081	23.035	20.605	1'55.535	208,8	10:02'52.678
7	37.659	33.981	22.717	20.718	1'55.075	208,0	10:04'47.753
8	39.041	35.379	23.724	43.458	2'21.602P	205,6	10:07'09.355

6	37.962	35.794	27.311	20.790	2'01.857	215,0	10:02'56.070
7	37.985	34.147	22.987	20.507	1'55.626	212,5	10:04'51.696
8	37.899	34.836	25.270	21.954	1'59.959	215,4	10:06'51.655

2° 91 M. VANNUCCI [1'55.413]							
Lap	Seg1	Seg2	Seg3	Seg4	Lap Time	km/h	Local Time
1		35.916					9:52'50.016
2	38.258	34.424	23.082	20.849	1'56.613	203,7	9:54'46.629
3	38.444	34.909			2'06.282	199,6	9:56'52.911
4	37.690	34.304	22.997	20.422	1'55.413	208,4	9:58'48.324
5	38.790	35.223			2'04.496C	201,4	10:00'52.820
6	38.640	40.677	23.621	20.567	2'03.505	203,3	10:02'56.325
7	38.637	34.263	23.012	20.519	1'56.431	215,9	10:04'52.756
8	37.590	34.552	23.606	20.954	1'56.702	215,4	10:06'49.458

7° 58 I. IGLESIAS [1'55.720]							
Lap	Seg1	Seg2	Seg3	Seg4	Lap Time	km/h	Local Time
1		36.870	28.216	21.914			9:52'56.478
2	37.801	34.141	23.017	21.042	1'56.001	211,2	9:54'52.479
3	42.843	34.719	23.390	20.809	2'01.761	200,7	9:56'54.240
4	37.934	34.200	22.868	20.718	1'55.720	205,2	9:58'49.960
5	37.918	35.673			2'05.124C	204,1	10:00'55.084
6	37.819	34.634	22.902	20.716	1'56.071	210,8	10:02'51.155
7	37.968	34.019			2'02.813	203,3	10:04'53.968
8	38.075	34.111	23.133	20.559	1'55.878	211,2	10:06'49.846

3° 26 M. GENNAI [1'55.436]							
Lap	Seg1	Seg2	Seg3	Seg4	Lap Time	km/h	Local Time
1		36.946	28.374	22.403			9:52'56.942
2	38.067	34.344	23.292	20.554	1'56.257C	207,2	9:54'53.199
3	39.547	41.179	23.186	20.730	2'04.642	206,0	9:56'57.841
4	38.271	34.194	22.820	20.475	1'55.760C	202,5	9:58'53.601
5	37.538	34.724			2'02.495C	208,4	10:00'56.096
6	37.735	34.283	23.059	20.359	1'55.436	206,0	10:02'51.532
7	38.055	33.903	22.854	20.751	1'55.563	205,6	10:04'47.095
8	46.409	34.463	23.387	20.430	2'04.689	199,2	10:06'51.784

8° 8 B. IERACI [1'55.745]							
Lap	Seg1	Seg2	Seg3	Seg4	Lap Time	km/h	Local Time
1		36.747	26.441	23.981			9:52'54.577
2	38.526	34.559	26.297	20.996	2'00.378	206,8	9:54'54.955
3	39.166	34.460	24.000	20.575	1'58.201	206,8	9:56'53.156
4	38.627	34.880	23.766	20.646	1'57.919C	206,0	9:58'51.075
5	37.949	35.952	24.771	23.404	2'02.076C	210,0	10:00'53.151
6	38.494	41.302	23.133	20.711	2'03.640	206,8	10:02'56.791
7	37.960	34.218	22.928	20.639	1'55.745	212,5	10:04'52.536
8	37.911	34.281	24.414	20.838	1'57.444	210,8	10:06'49.980

4° 60 D. GEIGER [1'55.470]							
Lap	Seg1	Seg2	Seg3	Seg4	Lap Time	km/h	Local Time
1		35.837	26.985	21.802			9:53'05.592
2	38.403	34.508	23.191	21.049	1'57.151	202,2	9:55'02.743
3	37.975	34.235	22.945	20.737	1'55.892	203,7	9:56'58.635
4	37.701	34.174			2'03.792C	208,4	9:59'02.427
5	37.952	34.104	22.772	20.642	1'55.470	203,3	10:00'57.897
6	37.727	34.525	29.013	20.857	2'02.122	210,0	10:03'00.019
7	37.908	34.133	22.898	20.582	1'55.521	205,6	10:04'55.540
8	37.433	34.096	22.986	21.287	1'55.802	216,7	10:06'51.342

9° 64 H. DE CANCELLIS [1'55.839]							
Lap	Seg1	Seg2	Seg3	Seg4	Lap Time	km/h	Local Time
1		37.307	26.452	23.911			9:52'54.830
2	38.416	34.649	23.374	21.305	1'57.744	210,4	9:54'52.574
3	38.502	34.631	23.418	21.010	1'57.561	204,5	9:56'50.135
4	42.168	35.920	23.151	20.871	2'02.110	201,4	9:58'52.245
5	38.091	34.563	23.153	20.829	1'56.636C	206,0	10:00'48.881
6	38.741	40.038	26.114	20.682	2'05.575	201,0	10:02'54.456
7	37.944	34.296	22.976	20.623	1'55.839	210,0	10:04'50.295
8	37.975	35.541	26.582	21.345	2'01.443	210,8	10:06'51.738

5° 14 A. MILLAN [1'55.610]							
Lap	Seg1	Seg2	Seg3	Seg4	Lap Time	km/h	Local Time
1		36.438	29.486	21.479			9:53'00.927
2	38.888	34.760	23.205	21.179	1'58.032	197,4	9:54'58.959
3	38.438	34.350	22.992	20.743	1'56.523	200,3	9:56'55.482
4	37.902	34.273	22.908	20.560	1'55.643C	212,9	9:58'51.125
5	38.014	38.695	25.096	21.256	2'03.061C	212,1	10:00'54.186
6	38.654	35.802	26.365	20.732	2'01.553	210,4	10:02'55.739
7	37.955	34.071	22.878	20.706	1'55.610	212,9	10:04'51.349
8	42.453	35.079	23.210	20.578	2'01.320	210,8	10:06'52.669

10° 12 H. MAIER [1'56.073]							
Lap	Seg1	Seg2	Seg3	Seg4	Lap Time	km/h	Local Time
1		37.081	29.531	22.943			9:52'57.097
2	38.275	34.403	23.412	20.542	1'56.632	206,8	9:54'53.729
3	40.518	34.794	24.512	20.992	2'00.816	210,0	9:56'54.545
4	37.981	34.286	22.992	20.814	1'56.073	204,5	9:58'50.618
5	41.828	35.730	25.641	22.563	2'05.762C	204,8	10:00'56.380
6	38.061	34.150	23.183	20.779	1'56.173	207,2	10:02'52.553
7	38.375	34.686	23.720	21.026	1'57.807	202,9	10:04'50.360
8	38.050	34.724	23.329	21.234	1'57.337	212,9	10:06'47.697

6° 85 K. SABATUCCI [1'55.626]							
Lap	Seg1	Seg2	Seg3	Seg4	Lap Time	km/h	Local Time
1		36.365	32.643	23.352			9:52'55.893
2	37.794	34.377	26.165	20.979	1'59.315	208,8	9:54'55.208
3	38.541	34.370	23.088	21.056	1'57.055	215,0	9:56'52.263
4	38.109	34.439	22.991	20.961	1'56.500	207,6	9:58'48.763
5	38.524	37.450	27.560	21.916	2'05.450C	207,2	10:00'54.213

11° 35 Y. SAIZ MARQUEZ [1'56.231]							
Lap	Seg1	Seg2	Seg3	Seg4	Lap Time	km/h	Local Time
1		38.813					9:52'50.239
2	38.526	34.865	23.106	21.059	1'57.556	208,0	9:54'47.795
3	38.583	34.520			2'06.765	200,7	9:56'54.560
4	38.196	34.317	22.964	20.754	1'56.231	205,6	9:58'50.791
5	37.747	35.473	25.367	24.581	2'03.168C	210,0	10:00'53.959
6	37.938	34.622	22.826	20.878	1'56.264	208,0	10:02'50.223
7	38.394	34.316	28.305	21.160	2'02.175	199,2	10:04'52.398
8	38.745	34.802	23.872	21.858	1'59.277	210,8	10:06'51.675

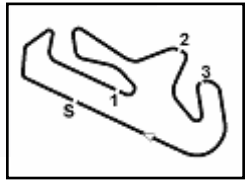
12° 73 J. PEREZ GONZALEZ [1'56.375]							
Lap	Seg1	Seg2	Seg3	Seg4	Lap Time	km/h	Local Time

09/10/2022 P = Pits In/Out - C = Lap Time Cancelled

These data/results cannot be reproduced, stored and/or transmitted in whole or in part by any manner of electronic, mechanical, photocopying, recording, broadcasting or otherwise now known or herein after developed without the previous express consent by the copyright owner, except for reproduction in daily press and regular printed publications on sale to the public within 60 days of the event related to those data/results and always provided that copyright symbol appears together as follows below.

© DORNA WSBK ORGANIZATION Srl 2022





Portimao 4.592 m

2 / 3

Pirelli Portuguese Round, 7-9 October 2022
Chronological Analysis Warm Up

1		44.643	28.185	22.173			9:52'56.924	4	38.279	34.911	23.485	20.768	1'57.443C	207,2	9:58'52.648
2	38.221	34.384	23.340	20.430	1'56.375	208,4	9:54'53.299	5	38.313	34.735	24.770	23.382	2'01.200C	206,0	10:00'53.848
3	39.053	34.657	23.108	20.807	1'57.625	210,4	9:56'50.924	6	38.514	35.657	25.939	20.689	2'00.799	206,0	10:02'54.647
								7	38.042	34.852	23.450	20.644	1'56.988	213,7	10:04'51.635
								8	39.134	34.967	23.771	20.958	1'58.830	212,5	10:06'50.465

13° 28 L. LEHMANN [1'56.648]

Lap	Seg1	Seg2	Seg3	Seg4	Lap Time	km/h	Local Time
1		35.911					9:52'54.893
2	38.884	34.819	23.618	20.907	1'58.228	204,5	9:54'53.121
3	38.745	34.814	23.346	20.677	1'57.582	206,4	9:56'50.703
4	38.598	34.721	23.411	20.895	1'57.625	206,0	9:58'48.328
5	38.558	41.941	24.683	20.972	2'06.154C	201,0	10:00'54.482
6	38.335	34.941	23.099	20.710	1'57.085	215,0	10:02'51.567
7	38.901	34.490			2'03.692	201,4	10:04'55.259
8	38.072	34.502	23.189	20.885	1'56.648	206,4	10:06'51.907

19° 23 S. MARKARIAN [1'57.005]

Lap	Seg1	Seg2	Seg3	Seg4	Lap Time	km/h	Local Time
1		35.028	23.690				9:52'25.588
2	38.601	34.667	23.336	20.983	1'57.587	204,5	9:54'23.175
3	38.516	34.545	23.318	20.973	1'57.352	204,5	9:56'20.527
4	38.307	34.416	23.485	20.939	1'57.147	205,6	9:58'17.674
5	43.280	43.662	25.576	21.551	2'14.069	205,2	10:00'31.743
6	43.542	38.006			2'22.255	195,2	10:02'53.998
7	38.446	34.683	23.076	20.800	1'57.005	210,4	10:04'51.003
8	43.393	34.674	23.366	20.628	2'02.061	206,4	10:06'53.064

14° 93 M. GAGGI [1'56.662]

Lap	Seg1	Seg2	Seg3	Seg4	Lap Time	km/h	Local Time
1		36.546	25.000	22.249			9:52'44.042
2	42.611	40.479	24.907	21.102	2'09.099	192,5	9:54'53.141
3	38.501	34.633	23.385	21.085	1'57.604	209,2	9:56'50.745
4	38.332	34.666	24.106	21.626	1'58.730	208,0	9:58'49.475
5	38.332	37.036	24.957	23.656	2'03.981C	204,5	10:00'53.456
6	38.420	34.785	23.060	20.939	1'57.204	206,4	10:02'50.660
7	38.223	34.316	23.356	20.767	1'56.662	202,9	10:04'47.322
8	39.688	41.301	23.502	20.806	2'05.297	204,8	10:06'52.619

20° 41 M. GARCIA [1'57.090]

Lap	Seg1	Seg2	Seg3	Seg4	Lap Time	km/h	Local Time
1		35.098	23.517	21.081			9:52'24.941
2	38.577	34.311	23.501	20.701	1'57.090	200,7	9:54'22.031
3	38.499	34.530	23.185	21.029	1'57.243	202,5	9:56'19.274
4	38.614	36.566	23.084	21.705	1'59.969	195,9	9:58'19.243

15° 88 D. MOGEDA [1'56.745]

Lap	Seg1	Seg2	Seg3	Seg4	Lap Time	km/h	Local Time
1		37.473	31.184	22.769			9:52'54.149
2	42.179	35.260	23.804	20.690	2'01.933	205,6	9:54'56.082
3	38.538	34.380	23.137	20.745	1'56.800	208,4	9:56'52.882
4	39.652	35.911	23.213	20.591	1'59.367C	205,6	9:58'52.249
5	38.420	34.694			2'04.168C	204,5	10:00'56.417
6	38.324	34.312	23.338	20.897	1'56.871	204,8	10:02'53.288
7	38.053	34.452	23.279	20.961	1'56.745	209,2	10:04'50.033
8	38.522	35.588	28.669	20.561	2'03.340	200,3	10:06'53.373

21° 79 T. ALONSO [1'57.124]

Lap	Seg1	Seg2	Seg3	Seg4	Lap Time	km/h	Local Time
1		35.164	23.657	21.334			9:52'25.641
2	38.774	34.668	23.300	20.849	1'57.591	202,9	9:54'23.232
3	38.616	34.586	23.342	20.888	1'57.432	203,7	9:56'20.664
4	38.491	34.403	23.462	20.768	1'57.124	208,0	9:58'17.788
5	42.357	36.143	23.400	21.199	2'03.099	206,4	10:00'20.887
6	38.966	34.579	23.245	20.957	1'57.747	200,7	10:02'18.634
7	44.854	43.198	23.551	21.377	2'12.980	199,9	10:04'31.614
8	38.961	34.702	23.289	21.230	1'58.182	197,4	10:06'29.796

16° 13 D. BERGAMINI [1'56.825]

Lap	Seg1	Seg2	Seg3	Seg4	Lap Time	km/h	Local Time
1		36.695					9:52'56.386
2	38.349	34.310	23.293	20.873	1'56.825	205,6	9:54'53.211
3	38.208	34.484			2'25.656P	206,8	9:57'18.867
4	6'06.824	36.604	26.053	23.232	7'32.713P		10:04'51.580
5	38.169	34.739	23.307	20.798	1'57.013	206,4	10:06'48.593

22° 39 E. VALENTIM [1'57.194]

Lap	Seg1	Seg2	Seg3	Seg4	Lap Time	km/h	Local Time
1		36.262					9:52'51.031
2	38.857	34.864	23.593	20.948	1'58.262	207,2	9:54'49.293
3	38.864	34.748	24.082	21.590	1'59.284	200,3	9:56'48.577
4	39.516	41.708	23.091	20.957	2'05.272C	193,8	9:58'53.849
5	38.082	34.374	23.386	21.380	1'57.222C	210,8	10:00'51.071
6	46.302	34.672	23.474	20.912	2'05.360	206,8	10:02'56.431
7	38.107	34.941	23.170	20.976	1'57.194	211,6	10:04'53.625
8	38.733	34.544	23.639	21.453	1'58.369	203,7	10:06'51.994

17° 69 T. ALBERTO [1'56.825]

Lap	Seg1	Seg2	Seg3	Seg4	Lap Time	km/h	Local Time
1		37.198	29.802	22.584			9:52'58.028
2	38.571	34.735	23.727	21.032	1'58.065	205,6	9:54'56.093
3	38.363	34.310	23.595	20.757	1'57.025	211,2	9:56'53.118
4	37.802	34.685	23.570	20.768	1'56.825	212,9	9:58'49.943
5	37.911	35.879	23.912	21.167	1'58.869C	207,2	10:00'48.812
6	38.755	34.714	23.353	21.070	1'57.892	200,7	10:02'46.704
7	38.763	34.907	23.379	21.170	1'58.219	198,8	10:04'44.923
8	45.434	34.895	23.653	20.922	2'04.904	200,3	10:06'49.827

23° 46 S. DI SORA [1'57.245]

Lap	Seg1	Seg2	Seg3	Seg4	Lap Time	km/h	Local Time
1		35.704	23.992	21.427			9:52'23.969
2	38.939	34.719	23.235	20.968	1'57.861	197,4	9:54'21.830
3	38.931	34.696	23.356	20.725	1'57.708	196,3	9:56'19.538
4	38.391	34.747	23.147	20.960	1'57.245	203,7	9:58'16.783
5	43.786	34.676	23.531	21.081	2'03.074	200,3	10:00'19.857
6	38.714	34.528	23.118	21.002	1'57.362	198,8	10:02'17.219
7	38.736	34.623	23.041	20.988	1'57.388	199,2	10:04'14.607
8	38.564	34.734	23.220	20.922	1'57.440	199,6	10:06'12.047

18° 81 I. PERISTERAS [1'56.988]

Lap	Seg1	Seg2	Seg3	Seg4	Lap Time	km/h	Local Time
1		35.945					9:52'50.782
2	38.952	34.850	23.514	21.211	1'58.527	199,6	9:54'49.309
3	38.551	34.857			2'05.896	204,5	9:56'55.205

24° 16 D. BORGES [1'57.451]

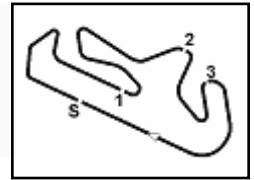
Lap	Seg1	Seg2	Seg3	Seg4	Lap Time	km/h	Local Time
1		39.289					9:52'49.384
2	39.410	34.980	23.359	21.029	1'58.778	195,2	9:54'48.162

09/10/2022 P = Pits In/Dut - C = Lap Time Cancelled

These data/results cannot be reproduced, stored and/or transmitted in whole or in part by any manner of electronic, mechanical, photocopying, recording, broadcasting or otherwise now known or herein after developed without the previous express consent by the copyright owner, except for reproduction in daily press and regular printed publications on sale to the public within 60 days of the event related to those data/results and always provided that copyright symbol appears together as follows below.

© DORNA WSBK ORGANIZATION Srl 2022





Pirelli Portuguese Round, 7-9 October 2022
Chronological Analysis Warm Up

3	38.498	34.702	23.402	21.222	1'57.824	204,1	9:56'45.986
4	44.483	38.863	23.106	20.657	2'07.109C	195,9	9:58'53.095
5	38.023	34.897	23.883	21.046	1'57.849C	210,0	10:00'50.944
6	44.995	34.658	24.076	20.818	2'04.547	198,8	10:02'55.491
7	40.222	34.755	23.329	20.720	1'59.026	206,4	10:04'54.517
8	38.243	34.523	23.343	21.342	1'57.451	208,4	10:06'51.968

25° 47 F. SEABRIGHT [1'57.476]							
Lap	Seg.1	Seg.2	Seg.3	Seg.4	Lap Time	km/h	Local Time
1		35.779	23.963	21.271			9:52'23.986
2	39.077	34.674	23.283	20.819	1'57.853	197,0	9:54'21.839
3	39.000	34.512	23.108	20.856	1'57.476	195,9	9:56'19.315
4	38.715	34.785	23.108	20.880	1'57.488	191,4	9:58'16.803
5	42.677	41.628	25.049	38.830	2'28.184P	197,7	10:00'44.987
6	1'07.697	34.943	23.135	21.687	2'27.462P		10:03'12.449
7	39.144	34.508	23.329	21.385	1'58.366	191,1	10:05'10.815

26° 59 A. ZANCA [1'57.502]							
Lap	Seg.1	Seg.2	Seg.3	Seg.4	Lap Time	km/h	Local Time
1		35.571	28.600	24.363			9:52'53.928
2	39.408	34.915	23.418	21.179	1'58.920	199,2	9:54'52.848
3	38.521	34.674	23.328	20.979	1'57.502	206,0	9:56'50.350
4	38.293	34.949	23.195	21.346	1'57.783	206,0	9:58'48.133
5	39.407	40.468	25.279	21.179	2'06.333C	196,3	10:00'54.466
6	38.592	35.176	23.714	20.706	1'58.188	210,0	10:02'52.654
7	38.476	34.753	23.452	20.955	1'57.636	202,9	10:04'50.290
8	38.482	34.741	23.274	21.034	1'57.531	204,8	10:06'47.821

27° 89 W. NUGROHO [1'57.537]							
Lap	Seg.1	Seg.2	Seg.3	Seg.4	Lap Time	km/h	Local Time
1		36.902					9:52'55.771
2	38.588	34.595	24.068	20.286	1'57.537	204,8	9:54'53.308

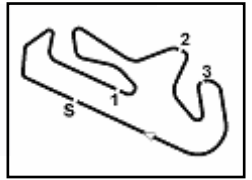
28° 2 I. GARCIA ABELLA [1'57.651]							
Lap	Seg.1	Seg.2	Seg.3	Seg.4	Lap Time	km/h	Local Time
1		36.532					9:52'50.781
2	39.660	36.535	23.877	22.000	2'02.072	201,8	9:54'52.853
3	39.259	34.929	23.295	21.411	1'58.894	203,7	9:56'51.747
4	38.968	34.713	24.139	21.628	1'59.448	202,2	9:58'51.195
5	39.088	34.910	24.498	24.139	2'02.635C	212,5	10:00'53.830
6	39.635	35.101	23.654	21.092	1'59.482	206,8	10:02'53.312
7	38.420	34.630	23.524	21.077	1'57.651	210,0	10:04'50.963
8	38.772	35.063	24.413	22.664	2'00.912	202,9	10:06'51.875

09/10/2022

P = Pits In/Out - C = Lap Time Cancelled

These data/results cannot be reproduced, stored and/or transmitted in whole or in part by any manner of electronic, mechanical, photocopying, recording, broadcasting or otherwise now known or herein after developed without the previous express consent by the copyright owner, except for reproduction in daily press and regular printed publications on sale to the public within 60 days of the event related to those data/results and always provided that copyright symbol appears together as follows below.

© DORNA WSBK ORGANIZATION Srl 2022



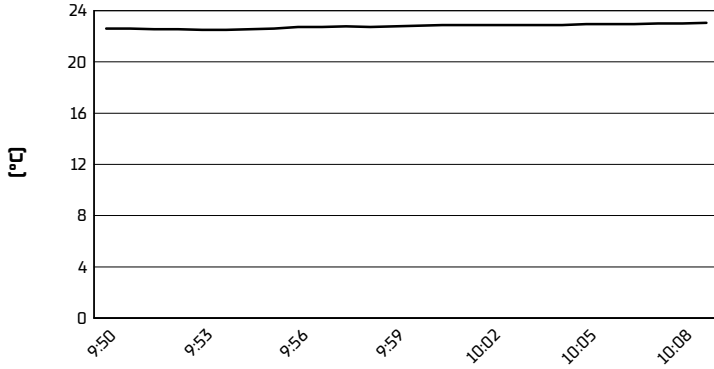
Portimao 4.592 m

Pirelli Portuguese Round, 7-9 October 2022

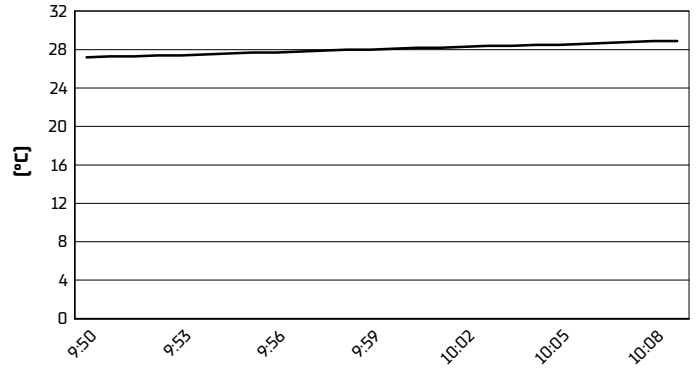
Weather Report Warm Up

Session started 09:50 - Session ended 10:09

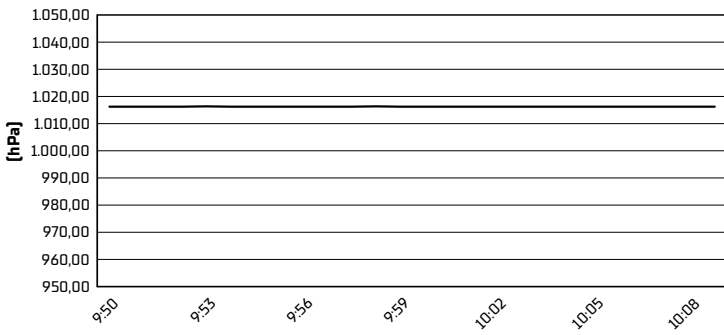
Air Temperature



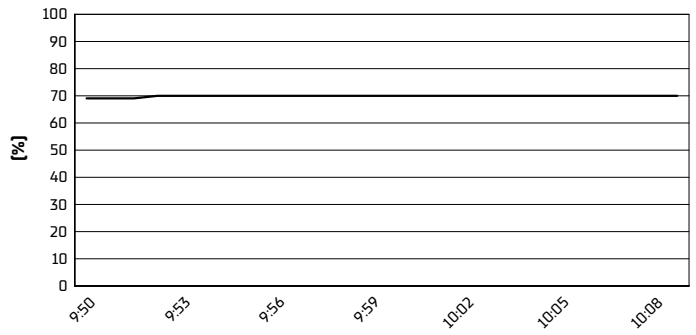
Track Temperature



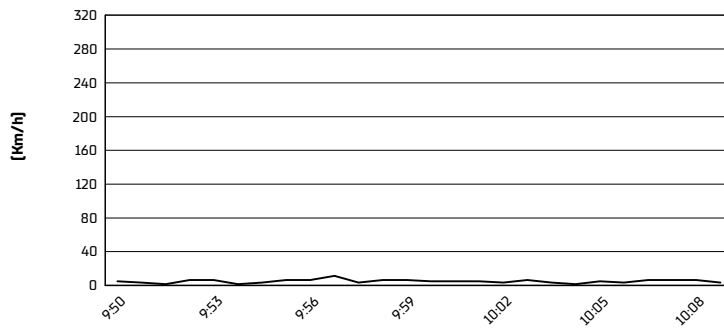
Air Pressure



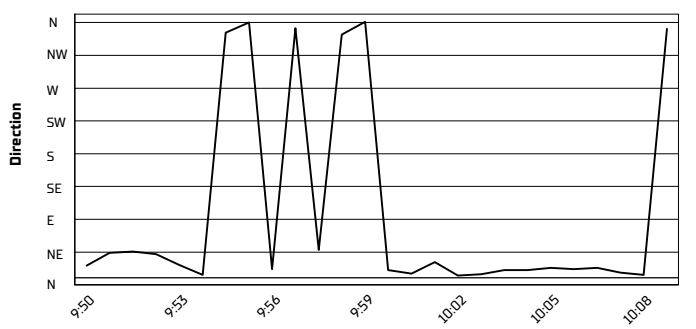
Humidity



Wind Speed



Wind Direction



09/10/2022

These data/results cannot be reproduced, stored and/or transmitted in whole or in part by any manner of electronic, mechanical, photocopying, recording, broadcasting or otherwise now known or herein after developed without the previous express consent by the copyright owner, except for reproduction in daily press and regular printed publications on sale to the public within 60 days of the event related to those data/results and always provided that copyright symbol appears together as follows below.

© DORNA WSBK ORGANIZATION Srl 2022