

Tissot Aragon Round, 22-24 September 2023

Chronological Analysis Race 2

Start at 14:00'27.026

1 / 4

1° 1 A. BAUTISTA [1'50.206]								4° 65 J. REA [1'50.659]							
Lap	Seg1	Seg2	Seg3	Seg4	Lap Time	km/h	Local Time	Lap	Seg1	Seg2	Seg3	Seg4	Lap Time	km/h	Local Time
1		31.288	21.386	26.082	1'52.551	312,1	14:02'19.577	1		31.067	21.395	26.434	1'52.413	303,4	14:02'19.439
2	31.950	31.119	21.287	26.157	1'50.513	310,3	14:04'10.090	2	32.301	31.287	21.470	26.453	1'51.511	309,5	14:04'10.950
3	31.555	31.117	21.367	26.167	1'50.206	312,1	14:06'00.296	3	31.655	31.260	21.376	26.368	1'50.659	310,3	14:06'01.609
4	31.579	31.246	21.328	26.186	1'50.339	310,3	14:07'50.635	4	31.691	31.338	21.443	26.311	1'50.783	308,6	14:07'52.392
5	31.704	31.236	21.490	26.163	1'50.593	310,3	14:09'41.228	5	31.735	31.311	21.430	26.455	1'50.931	306,8	14:09'43.323
6	31.623	31.290	21.461	26.145	1'50.519	310,3	14:11'31.747	6	31.961	31.343	21.534	26.550	1'51.388	305,1	14:11'34.711
7	31.612	31.269	21.378	26.146	1'50.405	310,3	14:13'22.152	7	31.854	31.463	21.439	26.558	1'51.314	305,1	14:13'26.025
8	31.710	31.298	21.385	26.210	1'50.603	310,3	14:15'12.755	8	31.862	31.455	21.495	26.762	1'51.574	303,4	14:15'17.599
9	31.794	31.480	21.370	26.135	1'50.779	311,2	14:17'03.534	9	31.994	31.539	21.659	26.543	1'51.735	305,9	14:17'09.334
10	31.760	31.389	21.477	26.147	1'50.773	311,2	14:18'54.307	10	32.039	31.627	21.513	26.725	1'51.904	305,9	14:19'01.238
11	31.697	31.378	21.412	26.203	1'50.690	312,1	14:20'44.997	11	32.033	31.842	21.540	26.747	1'52.162	305,9	14:20'53.400
12	31.813	31.535	21.633	26.286	1'51.267	311,2	14:22'36.264	12	32.107	31.612	21.569	26.737	1'52.025	305,1	14:22'45.425
13	31.929	31.628	21.762	26.270	1'51.589	312,1	14:24'27.853	13	32.110	31.626	21.603	26.802	1'52.141	304,2	14:24'37.566
14	31.978	31.469	21.650	26.150	1'51.247	313,0	14:26'19.100	14	32.207	31.713	21.668	26.733	1'52.321	305,1	14:26'29.887
15	31.944	31.655	21.713	26.239	1'51.551	311,2	14:28'10.651	15	32.229	31.878	22.494	27.003	1'53.604	302,5	14:28'23.491
16	32.028	31.495	21.687	26.367	1'51.577	310,3	14:30'02.228	16	32.245	31.855	21.721	26.816	1'52.637	303,4	14:30'16.128
17	32.164	31.715	21.815	26.534	1'52.228	311,2	14:31'54.456	17	32.205	31.797	21.753	26.901	1'52.656	302,5	14:32'08.784
18	32.335	31.916	22.084	27.020	1'53.355	311,2	14:33'47.811	18	32.330	31.911	21.822	26.971	1'53.034	302,5	14:34'01.818
Race Time 33'20.785								Race Time 33'34.792							

2° 54 T. RAZGATLIOGLU [1'50.491]								5° 47 A. BASSANI [1'50.579]							
Lap	Seg1	Seg2	Seg3	Seg4	Lap Time	km/h	Local Time	Lap	Seg1	Seg2	Seg3	Seg4	Lap Time	km/h	Local Time
1		31.471	21.262	26.164	1'52.796	310,3	14:02'19.822	1		32.029	21.358	26.216	1'54.085	311,2	14:02'21.111
2	32.088	31.369	21.378	26.147	1'50.982	314,0	14:04'10.804	2	31.776	31.162	21.438	26.219	1'50.595	312,1	14:04'11.706
3	31.614	31.167	21.345	26.365	1'50.491	305,1	14:06'01.295	3	31.623	31.162	21.549	26.245	1'50.579	310,3	14:06'02.285
4	31.818	31.351	21.354	26.414	1'50.937	300,8	14:07'52.232	4	31.788	31.350	21.656	26.359	1'51.153	308,6	14:07'53.438
5	31.741	31.237	21.420	26.347	1'50.745	302,5	14:09'42.977	5	31.881	31.356	21.624	26.515	1'51.376	305,9	14:09'44.814
6	31.837	31.363	21.334	26.375	1'50.909	306,8	14:11'33.886	6	32.049	31.589	21.742	26.468	1'51.848	305,1	14:11'36.662
7	31.774	31.440	21.467	26.376	1'51.057	306,8	14:13'24.943	7	32.064	31.520	21.821	26.435	1'51.840	305,9	14:13'28.502
8	31.799	31.329	21.501	26.387	1'51.016	301,7	14:15'15.959	8	32.090	31.466	21.743	26.399	1'51.698	304,2	14:15'20.200
9	31.905	31.409	21.438	26.468	1'51.220	302,5	14:17'07.179	9	32.088	31.466	21.812	26.451	1'51.817	305,1	14:17'12.017
10	32.025	31.359	21.368	26.427	1'51.179	305,1	14:18'58.358	10	32.133	31.489	21.717	26.375	1'51.714	305,9	14:19'03.731
11	31.971	31.367	21.534	26.373	1'51.245	305,9	14:20'49.603	11	32.152	31.938	21.827	26.387	1'52.304	305,9	14:20'56.035
12	32.011	31.546	21.522	26.497	1'51.576	305,1	14:22'41.179	12	32.202	31.788	21.911	26.514	1'52.415	305,1	14:22'48.450
13	31.824	31.494	21.569	26.458	1'51.345	305,9	14:24'32.524	13	32.213	31.641	21.782	26.510	1'52.146	305,1	14:24'40.596
14	31.928	31.413	21.653	26.404	1'51.398	310,3	14:26'23.922	14	32.142	31.745	22.013	26.520	1'52.420	305,9	14:26'33.016
15	32.073	31.537	21.469	26.550	1'51.629	303,4	14:28'15.551	15	32.253	31.898	21.989	26.479	1'52.619	305,1	14:28'25.635
16	32.013	31.479	21.522	26.816	1'51.830	301,7	14:30'07.381	16	32.269	31.645	22.036	26.480	1'52.430	304,2	14:30'18.065
17	32.042	31.664	21.623	26.804	1'52.133	302,5	14:31'59.514	17	32.291	31.561	21.860	26.546	1'52.258	304,2	14:32'10.323
18	32.153	31.701	21.697	26.810	1'52.361	302,5	14:33'51.875	18	32.277	31.886	21.968	26.627	1'52.758	305,9	14:34'03.081
Race Time 33'24.849								Race Time 33'36.055							

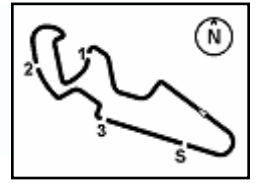
3° 21 M. RINALDI [1'50.699]								6° 7 I. LECUONA [1'51.225]							
Lap	Seg1	Seg2	Seg3	Seg4	Lap Time	km/h	Local Time	Lap	Seg1	Seg2	Seg3	Seg4	Lap Time	km/h	Local Time
1		31.470	21.453	26.211	1'53.179	314,0	14:02'20.205	1		32.262	21.512	26.240	1'54.387	314,9	14:02'21.413
2	31.832	31.402	21.510	26.323	1'51.067	313,0	14:04'11.272	2	31.856	31.477	21.429	26.463	1'51.225	312,1	14:04'12.638
3	31.745	31.145	21.477	26.332	1'50.699	313,0	14:06'01.971	3	31.797	31.487	21.527	26.573	1'51.384	311,2	14:06'04.022
4	31.688	31.353	21.642	26.373	1'51.056	309,5	14:07'53.027	4	31.835	31.506	21.499	26.527	1'51.367	309,5	14:07'55.389
5	31.788	31.224	21.475	26.219	1'50.706	313,0	14:09'43.733	5	31.978	31.563	21.529	26.629	1'51.699	309,5	14:09'47.088
6	31.876	31.323	21.656	26.346	1'51.201	311,2	14:11'34.934	6	31.835	31.546	21.474	26.517	1'51.372	310,3	14:11'38.460
7	31.836	31.418	21.650	26.415	1'51.319	314,0	14:13'26.253	7	31.745	31.616	22.050	26.463	1'51.874	310,3	14:13'30.334
8	31.847	31.361	21.640	26.423	1'51.271	311,2	14:15'17.524	8	31.836	31.599	21.474	26.515	1'51.424	313,0	14:15'21.758
9	31.841	31.335	21.578	26.381	1'51.135	309,5	14:17'08.659	9	32.187	31.759	21.785	26.457	1'52.188	313,0	14:17'13.946
10	31.793	31.229	21.482	26.406	1'50.910	310,3	14:18'59.569	10	31.946	31.577	21.498	26.644	1'51.665	308,6	14:19'05.611
11	31.758	31.345	21.492	26.376	1'50.971	312,1	14:20'50.540	11	31.924	31.839	21.498	26.664	1'51.925	311,2	14:20'57.536
12	31.881	31.381	21.524	26.389	1'51.175	311,2	14:22'41.715	12	32.008	31.657	21.662	26.660	1'51.987	310,3	14:22'49.523
13	31.830	31.508	21.512	26.432	1'51.282	313,0	14:24'32.997	13	31.971	31.687	21.596	26.593	1'51.847	310,3	14:24'41.370
14	31.893	31.491	21.473	26.451	1'51.308	313,0	14:26'24.305	14	31.979	31.786	21.656	26.532	1'51.953	313,0	14:26'33.323
15	32.098	32.328	21.891	26.408	1'52.725	309,5	14:28'17.030	15	32.108	32.021	21.860	26.613	1'52.602	310,3	14:28'25.925
16	32.127	31.619	21.741	26.546	1'52.033	308,6	14:30'09.063	16	32.261	31.999	21.713	26.724	1'52.697	312,1	14:30'18.622
17	32.242	31.728	21.868	26.683	1'52.521	307,7	14:32'01.584	17	32.235	32.031	21.812	26.792	1'52.870	310,3	14:32'11.492
18	32.419	32.044	22.013	26.860	1'53.336	307,7	14:33'54.920	18	32.339	32.137	21.950	26.997	1'53.423	308,6	14:34'04.915
Race Time 33'27.894								Race Time 33'37.889							

24/09/2023

P = Pits In/Out - C = Lap Time Cancelled

These data/results cannot be reproduced, stored and/or transmitted in whole or in part by any manner of electronic, mechanical, photocopying, recording, broadcasting or otherwise now known or herein after developed without the previous express consent by the copyright owner, except for reproduction in daily press and regular printed publications on sale to the public within 60 days of the event related to those data/results and always provided that copyright symbol appears together as follows below.

© DORNA WSBK ORGANIZATION Srl 2023



Tissot Aragon Round, 22-24 September 2023

Chronological Analysis Race 2

Start at 14:00'27.026

2 / 4

7° 5 P. OETTL [1'51.356]								10° 31 G. GERLOFF [1'51.424]							
Lap	Seg1	Seg2	Seg3	Seg4	Lap Time	km/h	Local Time	Lap	Seg1	Seg2	Seg3	Seg4	Lap Time	km/h	Local Time
1		32.091	21.799	25.988	1'54.693	314,9	14:02'21.719	1		32.062	22.140	26.468	1'55.668	316,7	14:02'22.694
2	32.055	31.586	21.769	26.128	1'51.538	310,3	14:04'13.257	2	32.133	31.444	21.744	26.352	1'51.673	318,6	14:04'14.367
3	31.952	31.515	21.673	26.216	1'51.356	310,3	14:06'04.613	3	32.201	31.872	21.874	26.451	1'52.398	318,6	14:06'06.765
4	31.997	31.646	21.756	26.225	1'51.624	309,5	14:07'56.237	4	32.172	31.458	21.664	26.451	1'51.745	318,6	14:07'58.510
5	32.008	31.556	21.661	26.293	1'51.518	309,5	14:09'47.755	5	32.060	31.609	22.128	26.601	1'52.398	316,7	14:09'50.908
6	31.990	31.600	21.728	26.269	1'51.587	309,5	14:11'39.342	6	32.032	31.624	21.663	26.401	1'51.720	317,6	14:11'42.628
7	32.034	31.596	21.779	26.267	1'51.676	311,2	14:13'31.018	7	32.024	31.755	21.762	26.506	1'52.047	316,7	14:13'34.675
8	32.226	31.633	21.906	26.196	1'51.961	309,5	14:15'22.979	8	31.960	31.704	21.607	26.535	1'51.806	312,1	14:15'26.481
9	32.217	31.630	21.838	26.309	1'51.994	310,3	14:17'14.973	9	31.991	31.512	21.549	26.372	1'51.424	311,2	14:17'17.905
10	32.189	31.661	21.789	26.338	1'51.977	308,6	14:19'06.950	10	31.975	31.525	21.585	26.580	1'51.665	314,9	14:19'09.570
11	32.134	31.617	21.830	26.328	1'51.909	309,5	14:20'58.859	11	32.018	31.686	21.470	26.542	1'51.716	314,0	14:21'01.286
12	32.148	31.598	21.793	26.261	1'51.800	309,5	14:22'50.659	12	32.019	31.679	21.605	26.520	1'51.823	314,9	14:22'53.109
13	32.187	31.781	21.845	26.364	1'52.177	310,3	14:24'42.836	13	32.217	31.709	21.665	26.636	1'52.227	315,8	14:24'45.336
14	32.247	31.729	21.857	26.250	1'52.083	312,1	14:26'34.919	14	32.182	31.924	21.795	26.806	1'52.707	312,1	14:26'38.043
15	32.169	31.880	22.274	26.462	1'52.785	303,4	14:28'27.704	15	32.330	31.834	21.974	26.808	1'52.946	315,8	14:28'30.989
16	32.590	31.759	21.958	26.462	1'52.769	305,9	14:30'20.473	16	32.445	32.036	22.058	26.855	1'53.394	316,7	14:30'24.383
17	32.292	31.803	22.153	26.459	1'52.707	305,1	14:32'13.180	17	32.442	32.104	21.866	26.634	1'53.046	311,2	14:32'17.429
18	32.342	31.882	22.023	26.536	1'52.783	305,9	14:34'05.963	18	32.258	31.926	21.812	26.895	1'52.891	308,6	14:34'10.320
Race Time 33'38.937								Race Time 33'43.294							

8° 97 X. VIERGE [1'50.988]								11° 60 M. VAN DER MARK [1'51.284]							
Lap	Seg1	Seg2	Seg3	Seg4	Lap Time	km/h	Local Time	Lap	Seg1	Seg2	Seg3	Seg4	Lap Time	km/h	Local Time
1		31.659	21.500	26.301	1'53.649	318,6	14:02'20.675	1		31.874	21.875	26.223	1'54.604	314,9	14:02'21.630
2	31.683	31.464	21.437	26.404	1'50.988	316,7	14:04'11.663	2	31.798	31.386	21.706	26.394	1'51.284	311,2	14:04'12.914
3	31.958	31.393	21.542	26.333	1'51.226	316,7	14:06'02.889	3	31.801	31.390	21.665	26.489	1'51.345	310,3	14:06'04.259
4	31.718	31.532	21.565	26.263	1'51.078	316,7	14:07'53.967	4	31.898	31.349	21.756	26.520	1'51.523	308,6	14:07'55.782
5	31.882	31.485	21.632	26.419	1'51.418	314,9	14:09'45.385	5	31.946	31.438	21.617	26.474	1'51.475	307,7	14:09'47.257
6	32.027	31.797	21.778	26.491	1'52.093	313,0	14:11'37.478	6	31.969	31.387	21.716	26.442	1'51.514	309,5	14:11'38.771
7	32.041	31.711	21.800	26.475	1'52.027	313,0	14:13'29.505	7	32.081	31.469	21.926	26.544	1'52.020	308,6	14:13'30.791
8	32.037	31.754	21.730	26.594	1'52.115	311,2	14:15'21.620	8	32.063	31.490	21.795	26.595	1'51.943	306,8	14:15'22.734
9	32.188	31.784	21.779	26.525	1'52.276	311,2	14:17'13.896	9	32.236	31.540	21.766	26.638	1'52.180	306,8	14:17'14.914
10	32.274	31.696	21.658	26.547	1'52.175	314,0	14:19'06.071	10	32.422	31.674	21.839	26.582	1'52.517	311,2	14:19'07.431
11	32.113	31.751	21.742	26.487	1'52.093	315,8	14:20'58.164	11	32.185	31.659	21.809	26.542	1'52.195	311,2	14:20'59.626
12	32.131	31.703	21.749	26.580	1'52.163	314,0	14:22'50.327	12	32.197	31.621	21.824	26.717	1'52.359	309,5	14:22'51.985
13	32.085	31.797	21.759	26.461	1'52.102	314,0	14:24'42.429	13	32.274	31.846	21.802	26.730	1'52.652	308,6	14:24'44.637
14	32.193	31.853	21.833	26.525	1'52.404	314,9	14:26'34.833	14	32.369	31.754	21.920	26.810	1'52.853	307,7	14:26'37.490
15	32.513	31.931	22.144	26.656	1'53.244	315,8	14:28'28.077	15	32.318	31.899	22.049	26.812	1'53.078	306,8	14:28'30.568
16	32.494	31.939	21.857	26.569	1'52.859	315,8	14:30'20.936	16	32.660	32.042	22.096	26.814	1'53.612	308,6	14:30'24.180
17	32.240	32.026	21.911	26.492	1'52.669	316,7	14:32'13.605	17	32.475	31.996	21.999	26.879	1'53.349	307,7	14:32'17.529
18	32.220	31.970	21.888	26.702	1'52.780	315,8	14:34'06.385	18	32.523	32.014	22.138	26.736	1'53.411	310,3	14:34'10.940
Race Time 33'39.359								Race Time 33'43.914							

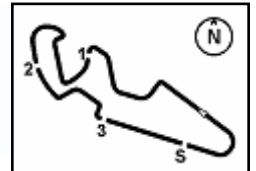
9° 87 R. GARDNER [1'51.417]								12° 77 D. AEGERTER [1'51.766]							
Lap	Seg1	Seg2	Seg3	Seg4	Lap Time	km/h	Local Time	Lap	Seg1	Seg2	Seg3	Seg4	Lap Time	km/h	Local Time
1		32.109	22.179	26.297	1'55.734	317,6	14:02'22.760	1		32.091	22.039	26.428	1'56.058	311,2	14:02'23.084
2	31.834	31.370	21.829	26.384	1'51.417	314,9	14:04'14.177	2	32.067	31.441	21.937	26.321	1'51.766	314,0	14:04'14.850
3	31.983	31.458	21.521	26.500	1'51.462	311,2	14:06'05.639	3	31.963	31.827	21.878	26.465	1'52.133	312,1	14:06'06.983
4	32.249	31.744	21.876	26.368	1'52.237	314,0	14:07'57.876	4	32.074	31.575	21.723	26.465	1'51.837	310,3	14:07'58.820
5	32.026	31.604	22.478	26.479	1'52.587	307,7	14:09'50.463	5	32.013	31.606	22.041	26.582	1'52.242	313,0	14:09'51.062
6	31.911	31.586	21.692	26.575	1'51.764	311,2	14:11'42.227	6	32.084	31.644	21.802	26.520	1'52.050	308,6	14:11'43.112
7	32.007	31.571	21.647	26.612	1'51.837	304,2	14:13'34.064	7	32.448	31.703	21.839	26.600	1'52.590	311,2	14:13'35.702
8	32.020	31.654	21.507	26.579	1'51.760	304,2	14:15'25.824	8	32.514	31.773	21.722	26.627	1'52.636	303,4	14:15'28.338
9	32.091	31.510	21.557	26.636	1'51.794	304,2	14:17'17.618	9	32.055	31.584	21.681	26.685	1'52.005	305,9	14:17'20.343
10	32.012	31.543	21.574	26.585	1'51.714	305,9	14:19'09.332	10	32.089	31.720	21.800	26.577	1'52.186	307,7	14:19'12.529
11	31.900	31.640	21.502	26.701	1'51.743	307,7	14:21'01.075	11	32.192	31.848	21.676	26.466	1'52.182	308,6	14:21'04.711
12	31.997	31.600	21.562	26.600	1'51.719	308,6	14:22'52.794	12	32.187	31.816	21.855	26.555	1'52.413	307,7	14:22'57.124
13	32.087	31.739	21.664	26.615	1'52.105	311,2	14:24'44.899	13	32.072	32.019	21.937	26.591	1'52.619	308,6	14:24'49.743
14	32.266	31.922	21.801	26.650	1'52.639	312,1	14:26'37.538	14	32.099	31.882	22.000	26.708	1'52.689	310,3	14:26'42.432
15	32.432	31.975	22.090	26.585	1'53.082	311,2	14:28'30.620	15	32.327	32.129	21.893	26.682	1'53.031	310,3	14:28'35.463
16	32.339	31.652	21.663	26.768	1'52.422	304,2	14:30'23.042	16	32.273	31.916	21.969	26.645	1'52.803	311,2	14:30'28.266
17	32.183	31.750	21.765	26.666	1'52.364	305,1	14:32'15.406	17	32.441	31.920	21.965	26.735	1'53.061	308,6	14:32'21.327
18	32.201	31.709	21.705	26.730	1'52.345	305,9	14:34'07.751	18	32.487	32.133	21.905	27.000	1'53.525	304,2	14:34'14.852
Race Time 33'40.725								Race Time 33'47.826							

24/09/2023

P = Pits In/Out - C = Lap Time Cancelled

These data/results cannot be reproduced, stored and/or transmitted in whole or in part by any manner of electronic, mechanical, photocopying, recording, broadcasting or otherwise now known or herein after developed without the previous express consent by the copyright owner, except for reproduction in daily press and regular printed publications on sale to the public within 60 days of the event related to those data/results and always provided that copyright symbol appears together as follows below.

© DORNA WSBK ORGANIZATION Srl 2023



Tissot Aragon Round, 22-24 September 2023

Chronological Analysis Race 2

Start at 14:00'27.026

3 / 4

13° 76 L. BAZ [1'51.382]								16° 34 L. BALDASSARRI [1'51.875]							
Lap	Seg1	Seg2	Seg3	Seg4	Lap Time	km/h	Local Time	Lap	Seg1	Seg2	Seg3	Seg4	Lap Time	km/h	Local Time
1		31.889	21.895	26.277	1'55.142	313,0	14:02'22.168	1		32.144	22.098	26.432	1'56.198	310,3	14:02'23.224
2	31.856	31.534	21.728	26.264	1'51.382	313,0	14:04'13.550	2	32.463	31.526	21.654	26.489	1'52.132	306,8	14:04'15.356
3	31.999	31.538	21.690	26.507	1'51.734	310,3	14:06'05.284	3	31.906	31.495	21.896	26.578	1'51.875	306,8	14:06'07.231
4	32.387	31.718	21.678	26.678	1'52.461	305,9	14:07'57.745	4	32.015	31.634	21.961	26.499	1'52.109	302,5	14:07'59.340
5	32.056	31.609	21.740	26.732	1'52.137	305,9	14:09'49.882	5	32.087	31.594	21.777	26.532	1'51.990	305,9	14:09'51.330
6	32.195	31.673	21.716	26.754	1'52.338	305,9	14:11'42.220	6	32.114	31.812	21.798	26.647	1'52.371	302,5	14:11'43.701
7	32.304	31.781	21.691	26.780	1'52.556	308,6	14:13'34.776	7	32.160	31.779	21.858	26.722	1'52.519	303,4	14:13'36.220
8	32.252	31.652	21.762	26.637	1'52.303	307,7	14:15'27.079	8	32.331	31.871	21.888	26.706	1'52.796	303,4	14:15'29.016
9	32.312	31.741	21.686	26.765	1'52.504	304,2	14:17'19.583	9	32.291	31.792	21.865	26.647	1'52.595	304,2	14:17'21.611
10	32.295	31.755	21.678	26.646	1'52.374	306,8	14:19'11.957	10	32.392	31.881	21.855	26.665	1'52.793	303,4	14:19'14.404
11	32.262	31.705	21.725	26.695	1'52.387	307,7	14:21'04.344	11	32.481	32.143	21.963	26.809	1'53.396	300,8	14:21'07.800
12	32.187	31.828	21.765	26.749	1'52.529	305,9	14:22'56.873	12	32.493	31.965	21.905	26.863	1'53.226	298,3	14:23'01.026
13	32.153	32.046	21.713	26.713	1'52.625	306,8	14:24'49.498	13	32.499	31.853	21.879	26.867	1'53.098	299,2	14:24'54.124
14	32.166	31.931	21.929	26.803	1'52.829	306,8	14:26'42.327	14	32.435	31.876	21.954	26.866	1'53.131	299,2	14:26'47.255
15	32.316	32.093	21.797	26.845	1'53.051	305,1	14:28'35.378	15	32.551	32.030	22.197	26.909	1'53.687	299,2	14:28'40.942
16	32.210	31.961	21.806	26.861	1'52.838	305,9	14:30'28.216	16	32.509	32.137	22.162	26.924	1'53.732	299,2	14:30'34.674
17	32.314	31.957	21.840	26.874	1'52.985	305,9	14:32'21.201	17	32.705	32.044	22.159	27.111	1'54.019	300,0	14:32'28.693
18	32.502	32.044	21.851	28.031	1'54.428	304,2	14:34'15.629	18	32.592	32.321	22.092	26.934	1'53.939	305,1	14:34'22.632
Race Time 33'48.603								Race Time 33'55.606							

14° 45 S. REDDING [1'51.481]								17° 28 B. RAY [1'51.921]							
Lap	Seg1	Seg2	Seg3	Seg4	Lap Time	km/h	Local Time	Lap	Seg1	Seg2	Seg3	Seg4	Lap Time	km/h	Local Time
1		31.979	22.073	26.226	1'55.509	319,5	14:02'22.535	1		32.451	22.084	26.590	1'56.775	312,1	14:02'23.801
2	31.919	31.455	21.750	26.357	1'51.481	314,0	14:04'14.016	2	32.176	31.766	21.590	26.564	1'52.096	308,6	14:04'15.897
3	32.227	32.120	21.742	26.493	1'52.582	311,2	14:06'06.598	3	31.997	31.738	21.665	26.521	1'51.921	307,7	14:06'07.818
4	32.064	31.507	21.710	26.508	1'51.789	311,2	14:07'58.387	4	32.056	31.775	21.799	26.584	1'52.214	306,8	14:08'00.032
5	32.038	31.569	22.173	26.486	1'52.266	311,2	14:09'50.653	5	32.193	31.767	21.763	26.715	1'52.438	304,2	14:09'52.470
6	32.078	31.613	21.733	26.682	1'52.106	310,3	14:11'42.759	6	32.128	31.834	21.719	26.829	1'52.510	303,4	14:11'44.980
7	32.646	31.712	21.816	26.611	1'52.785	308,6	14:13'35.544	7	32.281	31.845	21.800	26.692	1'52.618	303,4	14:13'37.598
8	32.588	32.151	21.764	26.725	1'53.228	308,6	14:15'28.772	8	32.128	31.867	21.723	26.840	1'52.558	302,5	14:15'30.156
9	32.354	31.772	21.841	26.647	1'52.614	306,8	14:17'21.386	9	32.187	31.828	21.771	26.807	1'52.593	305,9	14:17'22.749
10	32.442	31.806	21.865	26.768	1'52.881	307,7	14:19'14.267	10	32.240	32.059	21.944	26.746	1'52.989	307,7	14:19'15.738
11	32.471	32.581	21.977	26.848	1'53.877	309,5	14:21'08.144	11	32.310	32.102	21.859	26.679	1'52.950	307,7	14:21'08.688
12	32.598	31.893	21.982	26.873	1'53.346	308,6	14:23'01.490	12	32.472	32.160	22.006	26.881	1'53.519	305,9	14:23'02.207
13	32.312	31.809	21.919	26.735	1'52.775	312,1	14:24'54.265	13	32.412	32.011	21.900	26.892	1'53.215	305,9	14:24'55.422
14	32.456	31.909	21.960	26.667	1'52.992	309,5	14:26'47.257	14	32.372	32.202	21.874	26.901	1'53.349	305,9	14:26'48.771
15	32.274	31.880	21.793	26.763	1'52.710	305,1	14:28'39.967	15	32.550	32.274	22.149	26.991	1'53.964	302,5	14:28'42.735
16	32.313	31.938	21.841	26.838	1'52.930	306,8	14:30'32.897	16	32.418	32.173	22.198	26.990	1'53.499	301,7	14:30'36.234
17	32.407	32.024	21.927	26.873	1'53.231	305,9	14:32'26.128	17	32.623	32.237	22.110	27.008	1'53.978	301,7	14:32'30.212
18	32.570	32.028	22.168	26.917	1'53.683	305,9	14:34'19.811	18	32.681	32.281	22.158	27.157	1'54.277	301,7	14:34'24.489
Race Time 33'52.785								Race Time 33'57.463							

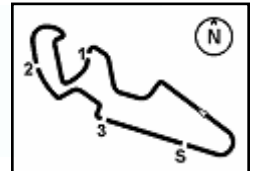
15° 99 F. MARINO [1'51.837]								18° 53 T. RABAT [1'52.311]							
Lap	Seg1	Seg2	Seg3	Seg4	Lap Time	km/h	Local Time	Lap	Seg1	Seg2	Seg3	Seg4	Lap Time	km/h	Local Time
1		32.206	22.047	26.202	1'56.574	320,5	14:02'23.600	1		32.271	22.399	26.548	1'57.240	307,7	14:02'24.266
2	32.247	31.624	21.682	26.511	1'52.064	314,0	14:04'15.664	2	32.074	31.816	21.837	26.584	1'52.311	305,1	14:04'16.577
3	31.951	31.589	21.771	26.526	1'51.837	314,0	14:06'07.501	3	32.113	31.779	21.964	26.694	1'52.550	302,5	14:06'09.127
4	32.117	31.799	21.850	26.619	1'52.385	308,6	14:07'59.886	4	32.277	31.703	21.845	26.579	1'52.404	304,2	14:08'01.531
5	32.129	31.694	21.822	26.593	1'52.238	306,8	14:09'52.124	5	32.220	31.756	21.933	26.620	1'52.529	302,5	14:09'54.060
6	32.187	31.757	21.749	26.609	1'52.302	307,7	14:11'44.426	6	32.296	31.805	21.980	26.796	1'52.877	302,5	14:11'46.937
7	32.167	31.773	21.762	26.684	1'52.386	308,6	14:13'36.812	7	32.345	31.804	21.920	26.777	1'52.846	301,7	14:13'39.783
8	32.319	31.883	21.854	26.687	1'52.743	307,7	14:15'29.555	8	32.327	31.842	22.003	26.762	1'52.934	300,8	14:15'32.717
9	32.281	31.981	21.877	26.741	1'52.880	307,7	14:17'22.435	9	32.399	31.922	22.020	26.867	1'53.208	300,0	14:17'25.925
10	32.332	31.955	21.994	26.701	1'52.982	307,7	14:19'15.417	10	32.595	31.903	22.069	26.866	1'53.433	302,5	14:19'19.358
11	32.296	32.007	21.931	26.644	1'52.878	312,1	14:21'08.295	11	32.510	32.112	22.083	27.018	1'53.723	295,9	14:21'13.081
12	32.615	31.920	21.980	26.859	1'53.374	309,5	14:23'01.669	12	32.661	31.984	22.028	26.925	1'53.598	301,7	14:23'06.679
13	32.691	31.805	22.017	26.863	1'53.376	308,6	14:24'55.045	13	32.601	32.040	22.290	26.932	1'53.863	301,7	14:25'00.542
14	32.509	32.038	21.962	26.831	1'53.340	308,6	14:26'48.385	14	32.643	32.066	22.138	26.994	1'53.841	301,7	14:26'54.383
15	32.522	32.145	21.984	26.918	1'53.569	306,8	14:28'41.954	15	32.755	32.094	22.024	26.957	1'53.830	300,8	14:28'48.213
16	32.405	31.992	21.919	26.829	1'53.145	306,8	14:30'35.099	16	32.790	32.047	22.053	26.986	1'53.876	296,7	14:30'42.089
17	32.503	32.034	22.076	26.802	1'53.415	309,5	14:32'28.514	17	32.744	32.064	22.129	27.055	1'53.992	300,8	14:32'36.081
18	32.623	32.202	22.128	26.853	1'53.806	305,1	14:34'22.320	18	32.773	32.216	22.167	27.378	1'54.534	300,8	14:34'30.615
Race Time 33'55.294								Race Time 34'03.589							

24/09/2023

P = Pits In/Out - C = Lap Time Cancelled

These data/results cannot be reproduced, stored and/or transmitted in whole or in part by any manner of electronic, mechanical, photocopying, recording, broadcasting or otherwise now known or herein after developed without the previous express consent by the copyright owner, except for reproduction in daily press and regular printed publications on sale to the public within 60 days of the event related to those data/results and always provided that copyright symbol appears together as follows below.

© DORNA WSBK ORGANIZATION Srl 2023



Tissot Aragon Round, 22-24 September 2023

Chronological Analysis Race 2

Start at 14:00'27.026

4 / 4

19° 51 E. GRANADO [1'52.757]								RET 55 A. LOCATELLI [1'50.681]							
Lap	Seg1	Seg2	Seg3	Seg4	Lap Time	km/h	Local Time	Lap	Seg1	Seg2	Seg3	Seg4	Lap Time	km/h	Local Time
1		32.394	22.286	26.659	1'57.574	310,3	14:02'24.600	1		31.087	21.392	26.276	1'52.505	310,3	14:02'19.531
2	32.148	31.920	21.944	26.745	1'52.757	305,9	14:04'17.357	2	32.089	31.284	21.384	26.240	1'50.997	306,8	14:04'10.528
3	32.256	32.038	21.898	26.831	1'53.023	304,2	14:06'10.380	3	31.584	31.243	21.427	26.427	1'50.681	305,9	14:06'01.209
4	32.418	32.218	21.927	26.753	1'53.316	308,6	14:08'03.696	4	31.724	31.361	21.388	26.397	1'50.870	304,2	14:07'52.079
5	32.342	31.864	21.847	26.861	1'52.914	307,7	14:09'56.610	5	31.652	31.273	21.442	26.391	1'50.758	304,2	14:09'42.837
6	32.525	32.175	22.017	26.886	1'53.603	301,7	14:11'50.213	6	31.633	31.347	21.418	26.441	1'50.839	303,4	14:11'33.676
7	32.498	32.123	21.961	26.953	1'53.535	302,5	14:13'43.748	7	31.791	31.428	21.482	26.391	1'51.092	304,2	14:13'24.768
8	32.601	32.154	22.035	26.959	1'53.749	300,8	14:15'37.497	8	31.733	31.349	21.589	26.403	1'51.074	304,2	14:15'15.842
9	32.546	32.072	22.039	26.993	1'53.650	300,8	14:17'31.147	9	31.877	31.355	21.476	26.515	1'51.223	304,2	14:17'07.065
10	32.548	32.166	22.018	27.158	1'53.890	301,7	14:19'25.037	10	31.886	31.278	21.488	26.504	1'51.156	305,1	14:18'53.221
11	32.629	32.085	22.164	27.098	1'53.976	301,7	14:21'19.013	11	31.900	31.412	21.542	26.447	1'51.301	305,9	14:20'49.522
12	32.658	32.188	22.067	27.116	1'54.029	301,7	14:23'13.042	12	31.924	31.544	21.551	26.423	1'51.442	305,9	14:22'40.964
13	32.480	32.125	22.145	26.993	1'53.743	303,4	14:25'06.785	13	31.872	31.559	21.543	26.416	1'51.390	305,1	14:24'32.354
14	32.625	32.229	22.071	27.007	1'53.932	303,4	14:27'00.717	14	31.937	31.454	21.648	26.443	1'51.482	305,9	14:26'23.836
15	32.810	32.201	22.162	27.020	1'54.193	302,5	14:28'54.910	15	32.054	32.168	27.258	1'00.297	2'31.777P	113,3	14:28'55.613
16	32.792	32.289	22.148	27.098	1'54.327	303,4	14:30'49.237								
17	33.230	32.858	22.270	27.165	1'55.523	300,8	14:32'44.760								
18	32.864	32.340	22.202	27.072	1'54.478	302,5	14:34'39.238								
							Race Time 34'12.212								

20° 32 I. VINALES [1'52.812]							
Lap	Seg1	Seg2	Seg3	Seg4	Lap Time	km/h	Local Time
1		32.833	21.924	26.832	1'58.203	300,0	14:02'25.229
2		31.682	21.900	26.862	1'52.812	298,3	14:04'18.041
3	32.216	31.911	21.890	26.820	1'52.837	299,2	14:06'10.878
4	32.347	32.026	21.976	26.934	1'53.283	296,7	14:08'04.161
5	32.400	31.865	21.858	27.094	1'53.217	292,7	14:09'57.378
6	32.477	32.172	21.846	27.148	1'53.643	291,9	14:11'51.021
7	32.538	32.051	21.946	27.057	1'53.592	293,5	14:13'44.613
8	32.644	32.108	22.072	27.133	1'53.957	291,9	14:15'38.570
9	32.571	32.122	22.013	27.207	1'53.913	291,9	14:17'32.483
10	32.545	32.140	21.959	27.128	1'53.772	292,7	14:19'26.255
11	32.608	32.144	21.892	27.115	1'53.759	291,9	14:21'20.014
12	32.643	32.225	21.982	27.105	1'53.955	294,3	14:23'13.969
13	32.742	32.082	22.086	27.183	1'54.093	293,5	14:25'08.062
14	32.663	32.133	21.975	27.189	1'53.960	293,5	14:27'02.022
15	32.722	32.320	22.060	27.392	1'54.494	291,9	14:28'56.516
16	32.837	32.268	22.143	27.324	1'54.572	290,3	14:30'51.088
17	32.848	32.240	21.936	27.180	1'54.204	294,3	14:32'45.292
18	32.645	32.251	22.164	27.149	1'54.209	295,9	14:34'39.501
							Race Time 34'12.475

RET 9 D. PETRUCCI [1'50.783]							
Lap	Seg1	Seg2	Seg3	Seg4	Lap Time	km/h	Local Time
1		32.034	22.045	26.397	1'56.366	314,9	14:02'23.392
2	31.948	31.326	21.647	26.225	1'51.146	312,1	14:04'14.538
3	31.846	31.602	21.503	26.219	1'51.170	311,2	14:06'05.708
4	32.071	31.744	21.817	26.157	1'51.789	313,0	14:07'57.497
5	31.784	31.249	21.510	26.240	1'50.783	310,3	14:09'48.280
6	31.866	31.521	21.633	26.294	1'51.314	314,0	14:11'39.594
7	31.948	31.650	21.765	26.261	1'51.624	314,0	14:13'31.218
							Race Time 13'04.192

RET 35 H. SYHRIN [1'52.764]							
Lap	Seg1	Seg2	Seg3	Seg4	Lap Time	km/h	Local Time
1		32.442	22.220	26.895	1'57.988	309,5	14:02'25.014
2	32.358	31.659	21.906	26.841	1'52.764	308,6	14:04'17.778
3	32.244	31.716	22.000	26.816	1'52.776	308,6	14:06'10.554
4	32.359	31.979	21.762	26.902	1'53.002	301,7	14:08'03.556
5	32.348	31.765	21.754	38.813	2'04.680	301,7	14:10'08.236
6	46.400	34.020	22.705	34.879	2'18.004P	292,7	14:12'26.240
							Race Time 11'59.214

RET 16 G. RUIU [1'53.426]							
Lap	Seg1	Seg2	Seg3	Seg4	Lap Time	km/h	Local Time
1		32.050	22.029	26.897	2'07.545	301,7	14:02'34.571
2	32.519	31.933	22.054	26.920	1'53.426	300,0	14:04'27.997
3	32.405	32.134	22.031	27.026	1'53.596	302,5	14:06'21.593
4	32.657	32.049	21.911	26.983	1'53.600	300,8	14:08'15.193
5	40.320	33.127	22.730	37.165	2'13.342P	293,5	14:10'28.535
							Race Time 10'01.509

21° 52 O. KONIG [1'53.853]							
Lap	Seg1	Seg2	Seg3	Seg4	Lap Time	km/h	Local Time
1		32.768	22.412	27.271	1'59.159	301,7	14:02'26.185
2	32.737	32.095	22.188	27.105	1'54.125	297,5	14:04'20.310
3	32.634	32.051	22.050	27.118	1'53.853	297,5	14:06'14.163
4	32.746	32.201	22.058	27.146	1'54.151	297,5	14:08'08.314
5	32.806	32.232	22.070	27.321	1'54.429	294,3	14:10'02.743
6	32.857	32.233	22.200	27.314	1'54.604	293,5	14:11'57.347
7	32.840	32.154	22.059	27.162	1'54.215	295,1	14:13'51.562
8	32.803	32.152	22.055	27.247	1'54.257	292,7	14:15'45.819
9	32.866	32.135	22.180	27.239	1'54.420	293,5	14:17'40.239
10	32.834	32.129	22.117	27.178	1'54.258	295,1	14:19'34.497
11	32.846	32.241	22.134	27.108	1'54.329	295,1	14:21'28.826
12	32.822	32.283	22.290	27.262	1'54.657	295,1	14:23'23.483
13	32.762	32.392	22.337	27.143	1'54.634	295,1	14:25'18.117
14	32.847	32.249	22.256	27.167	1'54.519	295,9	14:27'12.636
15	33.020	32.379	22.374	27.387	1'55.160	293,5	14:29'07.796
16	33.148	32.587	22.374	27.520	1'55.629	292,7	14:31'03.425
17	33.073	32.518	22.341	27.294	1'55.226	294,3	14:32'58.651
18	32.976	32.572	22.403	27.417	1'55.368	293,5	14:34'54.019
							Race Time 34'26.993

24/09/2023

P = Pits In/Out - C = Lap Time Cancelled

These data/results cannot be reproduced, stored and/or transmitted in whole or in part by any manner of electronic, mechanical, photocopying, recording, broadcasting or otherwise now known or herein after developed without the previous express consent by the copyright owner, except for reproduction in daily press and regular printed publications on sale to the public within 60 days of the event related to those data/results and always provided that copyright symbol appears together as follows below.

© DORNA WSBK ORGANIZATION Srl 2023