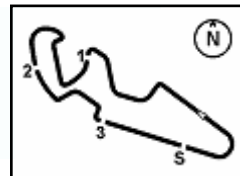


MOTORLAND ARAGON

TRACK LENGTH: 5,077 km 3,155 mi

Loop	ID	OC	GPS	
			LAT	LON
		ms		
Pit In	3	15	41,07730 N	0,19648 W
Pit Out	18	90	41,07946 N	0,19994 W
Speed	20	100	41,07523 N	0,19893 W
FL.1	41	205	41,07890 N	0,20354 W
I1	22	110	41,08133 N	0,20759 W
I1.1	42	210	41,08423 N	0,21083 W
I2	24	120	41,08125 N	0,21250 W
I2.1	43	215	41,07922 N	0,20790 W
I3	26	130	41,07728 N	0,20665 W
I3.1	44	220	41,07543 N	0,19395 W
FL	30	150	41,07747 N	0,19642 W

LLP = Long Lap Penalty
PS = Practice Start board



Tissot Aragon Round, 22-24 September 2023

Biographical Entry List

MotorLand Aragon 5.077 m

No.	Rider (Abbreviation)	Age	Date of Birth	Place of Birth	Nat	Bike Team	Wins 2023	Podiums 2023	Pole 2023	Races 2023	Tyres	Class
1	1 BAUTISTA Alvaro (Bau)	38	21/11/1984	Talavera de la Reina	ESP	Ducati Panigale V4R Arubait Racing - Ducati	51 19	81 23	9 3	160 27	Pirelli	
2	5 OETTL Philipp (Det)	27	03/05/1996	Bad Reichenhall	GER	Ducati Panigale V4R Team GoEleven				58 26	Pirelli	IND
3	7 LECUONA Iker (Lec)	23	06/01/2000	Valencia	ESP	Honda CBR1000 RR-R Team HRC		1	1	56 26	Pirelli	
4	9 PETRUCCI Danilo (Pet)	32	24/10/1990	Terni	ITA	Ducati Panigale V4R Barni Spark Racing Team		3 3		27 27	Pirelli	IND
5**	16 RUIU Gabriele (Rui)	23	16/05/2000	Rome	ITA	BMW M1000 RR Bmax Racing				23 8	Pirelli	IND
6	21 RINALDI Michael Ruben (Rin)	27	21/12/1995	Rimini	ITA	Ducati Panigale V4R Arubait Racing - Ducati	4	20 6		176 26	Pirelli	
7	28 RAY Bradley (Ray)	26	16/05/1997	Lydd	GBR	Yamaha YZF R1 Yamaha Motoxrcing WorldSBK Team				20 18	Pirelli	IND
8	31 GERLOFF Garrett (Ger)	28	01/08/1995	Spring	USA	BMW M1000 RR Bonovo Action BMW		6	1 1	119 27	Pirelli	IND
9	32 VINALES Isaac (Vin)	29	06/11/1993	Llansá	ESP	Kawasaki ZX-10RR TPR Team Pedercini Racing				55 21	Pirelli	IND
10	34 BALDASSARRI Lorenzo (Bal)	26	06/11/1996	San Severino Marche	ITA	Yamaha YZF R1 GMT94 Yamaha				27 27	Pirelli	IND
11	35 SYAHRIN Hafizh (Sya)	29	05/05/1994	Selangor	MAS	Honda CBR1000 RR-R PETRONAS MIE Racing Honda Team				51 21	Pirelli	IND
12	45 REDDING Scott (Red)	30	04/01/1993	Gloucester	GBR	BMW M1000 RR ROKIT BMW Motorrad WorldSBK Team	12	40	2	124 27	Pirelli	
13	47 BASSANI Axel (Bas)	24	24/07/1999	Feltre	ITA	Ducati Panigale V4R Motocorsa Racing		6 2		100 27	Pirelli	IND
14	51 GRANADO Eric (Gra)	27	10/06/1996	San Paulo	BRA	Honda CBR1000 RR-R PETRONAS MIE Racing Honda Team				19 16	Pirelli	IND
15	52 KONIG Oliver (Kon)	21	18/03/2002	Praha	CZE	Kawasaki ZX-10RR Orelac Racing MOVISIO				57 20	Pirelli	IND
16	53 RABAT Tito (Rab)	34	25/05/1989	Barcelona	ESP	Kawasaki ZX-10RR Kawasaki Puccetti Racing				47 12	Pirelli	IND
17	54 RAZGATLIOGLU Toprak (Raz)	26	16/10/1996	Alanya	TUR	Yamaha YZF R1 Pata Yamaha Prometeon WorldSBK	39 7	107 25	12 4	183 27	Pirelli	
18	55 LOCATELLI Andrea (Loc)	26	16/10/1996	Alzano Lombardo	ITA	Yamaha YZF R1 Pata Yamaha Prometeon WorldSBK		12 6		100 27	Pirelli	
19	60 VAN DER MARK Michael (vdM)	30	26/10/1992	Gouda	NED	BMW M1000 RR ROKIT BMW Motorrad WorldSBK Team	5	40	1	233 14	Pirelli	
20	65 REA Jonathan (Rea)	36	02/02/1987	Ballymena	GBR	Kawasaki ZX-10RR Kawasaki Racing Team WorldSBK	119 1	259 14	41 1	404 27	Pirelli	
21	76 BAZ Boris (Baz)	30	01/02/1993	Sallanches	FRA	BMW M1000 RR Bonovo Action BMW	2	20	2	199 25	Pirelli	IND
22	77 AEGERTER Dominique (Aeg)	32	30/09/1990	Röthenbach Im Emmental Be	SUI	Yamaha YZF R1 GYTR GRT Yamaha WorldSBK Team				26 26	Pirelli	IND
23	87 GARDNER Remy (Gar)	25	24/02/1998	Randwick	AUS	Yamaha YZF R1 GYTR GRT Yamaha WorldSBK Team				26 26	Pirelli	IND
24	97 VIERGE Xavi (Vie)	26	30/04/1997	Barcelona	ESP	Honda CBR1000 RR-R Team HRC		1 1		63 27	Pirelli	
25	99 MARINO Florian (Mar)	30	03/06/1993	Cannes	FRA	Kawasaki ZX-10RR Kawasaki Racing Team WorldSBK				2	Pirelli	

Tissot Aragon Round, 22-24 September 2023

Results Free Practice 1st Session

1 / 2

No.	Rider	Nat	Team	Bike	Class	Time	Gap	Rel.	Laps	Speed	
										Avg	Max
1	65 J. REA	GBR	Kawasaki Racing Team WorldSBK	Kawasaki ZX-10RR		1'50.309			15	165,691	319,5
2	7 I. LECUONA	ESP	Team HRC	Honda CBR1000 RR-R		1'50.341	0.032	0.032	16	165,643	326,3
3	9 D. PETRUCCI	ITA	Barni Spark Racing Team	Ducati Panigale V4R	IND	1'50.651	0.342	0.310	15	165,179	318,6
4	31 G. GERLOFF	USA	Bonovo Action BMW	BMW M1000 RR	IND	1'50.692	0.383	0.041	17	165,118	320,5
5	21 M. RINALDI	ITA	Aruba.it Racing - Ducati	Ducati Panigale V4R		1'50.760	0.451	0.068	17	165,016	318,6
6	97 X. VIERGE	ESP	Team HRC	Honda CBR1000 RR-R		1'50.882	0.573	0.122	17	164,835	326,3
7	54 T. RAZGATLIOGLU	TUR	Pata Yamaha Prometeon WorldSBK	Yamaha YZF R1		1'51.045	0.736	0.163	16	164,593	317,6
8	1 A. BAUTISTA	ESP	Aruba.it Racing - Ducati	Ducati Panigale V4R		1'51.329	1.020	0.284	19	164,173	321,4
9	55 A. LOCATELLI	ITA	Pata Yamaha Prometeon WorldSBK	Yamaha YZF R1		1'51.334	1.025	0.005	17	164,165	317,6
10	5 P. OETTL	GER	Team GoEleven	Ducati Panigale V4R	IND	1'51.395	1.086	0.061	19	164,076	314,0
11	77 D. AEGERTER	SUI	GYTR GRT Yamaha WorldSBK Team	Yamaha YZF R1	IND	1'51.937	1.628	0.542	18	163,281	315,8
12	76 L. BAZ	FRA	Bonovo Action BMW	BMW M1000 RR	IND	1'51.999	1.690	0.062	16	163,191	314,0
13	99 F. MARINO	FRA	Kawasaki Racing Team WorldSBK	Kawasaki ZX-10RR		1'52.057	1.748	0.058	16	163,106	318,6
14	28 B. RAY	GBR	Yamaha Motoxracing WorldSBK Team	Yamaha YZF R1	IND	1'52.190	1.881	0.133	17	162,913	313,0
15	34 L. BALDASSARRI	ITA	GMT94 Yamaha	Yamaha YZF R1	IND	1'52.296	1.987	0.106	16	162,759	310,3
16	60 M. VAN DER MARK	NED	ROKIT BMW Motorrad WorldSBK Team	BMW M1000 RR		1'52.400	2.091	0.104	14	162,609	317,6
17	53 T. RABAT	ESP	Kawasaki Puccetti Racing	Kawasaki ZX-10RR	IND	1'52.413	2.104	0.013	19	162,590	314,9
18	87 R. GARDNER	AUS	GYTR GRT Yamaha WorldSBK Team	Yamaha YZF R1	IND	1'52.605	2.296	0.192	17	162,313	315,8
19	45 S. REDDING	GBR	ROKIT BMW Motorrad WorldSBK Team	BMW M1000 RR		1'52.676	2.367	0.071	13	162,210	317,6
20	32 I. VINALES	ESP	TPR Team Pedercini Racing	Kawasaki ZX-10RR	IND	1'52.806	2.497	0.130	15	162,023	310,3
21	47 A. BASSANI	ITA	Motocorsa Racing	Ducati Panigale V4R	IND	1'52.852	2.543	0.046	16	161,957	316,7
22	35 H. SYHRIN	MAS	PETRONAS MIE Racing Honda Team	Honda CBR1000 RR-R	IND	1'53.743	3.434	0.891	15	160,689	312,1
23	51 E. GRANADO	BRA	PETRONAS MIE Racing Honda Team	Honda CBR1000 RR-R	IND	1'53.975	3.666	0.232	16	160,361	313,0
24	52 O. KONIG	CZE	Orelac Racing MOVISIO	Kawasaki ZX-10RR	IND	1'54.382	4.073	0.407	15	159,791	310,3
----- Out 105% in this Session -----											
25	16 G. RUIU	ITA	Bmax Racing	BMW M1000 RR	IND	1'59.931	9.622	5.549	4	152,398	307,7

Qualifying Lap Time (105% of 1'50.309): **1'55.825**

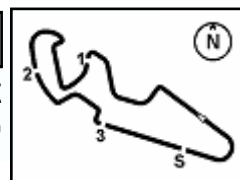
AIR	Humidity:	48%	Temp:	19°C
TRACK	Condition:	Dry	Temp:	23°C

Records	Pole	(SP)	2022	T.Razgatioglu	1'48.267	168,820	Km/h
	Race	(SPRC)	2022	T.Razgatioglu	1'49.375	167,110	Km/h
	All Times	(SP)	2022	T.Razgatioglu	1'48.267	168,820	Km/h

Start 22/09/2023 10:30 End 11:17 The results are provisional until the end of the time limit for protests and appeals and the completion of the technical checks.

These data/results cannot be reproduced, stored and/or transmitted in whole or in part by any manner of electronic, mechanical, photocopying, recording, broadcasting or otherwise now known or herein after developed without the previous express consent by the copyright owner, except for reproduction in daily press and regular printed publications on sale to the public within 60 days of the event related to those data/results and always provided that copyright symbol appears together as follows below.

© DORNA WSBK ORGANIZATION Srl 2023



Tissot Aragon Round, 22-24 September 2023

Results Free Practice 1st Session

Session Highlights

Local Time	No. Rider	Description
10.30.00		Start
10.30.09		WorldSBK Pit Intervention Time: 56secs
10.35.51	16 G. RUIU	On the Gravel - Re-Joined - Turn 8
10.37.48	60 M. VAN DER MARK	Lap Cancelled [1'58.798] - Exceeded Track Limits - Turn 7
10.38.19	28 B. RAY	On Asphalt - Re-Joined - Turn 16
10.38.47	28 B. RAY	Lap Cancelled [1'57.477] - Exceeded Track Limits - Turn 17
10.42.06	87 R. GARDNER	Lap Cancelled [1'57.877] - Exceeded Track Limits - Turn 15
10.44.10	34 L. BALDASSARRI	Lap Cancelled [1'52.982] - Exceeded Track Limits - Turn 13
10.53.25	77 D. AEGERTER	Lap Cancelled [1'52.415] - Exceeded Track Limits - Turn 7
11.08.45	31 G. GERLOFF	Lap Cancelled [1'58.812] - Exceeded Track Limits - Turn 7
11.12.14	32 I. VINALES	Technical Problem - Re-Joined - Turn 8
11.17.50		End Of Session

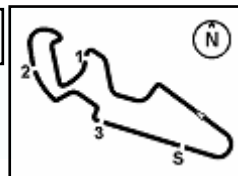
Fastest Laps Sequence

No.	Rider	Nat	Team	Bike	Local Time	Time	Gap	Avg
31	G. GERLOFF	USA	Bonovo Action BMW	BMW M1000 RR	10:33'48.848	1'53.427		161,136
76	L. BAZ	FRA	Bonovo Action BMW	BMW M1000 RR	10:33'49.234	1'53.335	-0.092	161,267
7	I. LECUONA	ESP	Team HRC	Honda CBR1000 RR-R	10:33'56.380	1'52.730	-0.605	162,133
54	T. RAZGATLIOGLU	TUR	Pata Yamaha Prometeon WorldSBK	Yamaha YZF R1	10:33'57.048	1'52.164	-0.566	162,951
65	J. REA	GBR	Kawasaki Racing Team WorldSBK	Kawasaki ZX-10RR	10:34'13.918	1'51.355	-0.809	164,135
54	T. RAZGATLIOGLU	TUR	Pata Yamaha Prometeon WorldSBK	Yamaha YZF R1	10:35'48.093	1'51.045	-0.310	164,593
7	I. LECUONA	ESP	Team HRC	Honda CBR1000 RR-R	10:37'38.810	1'50.905	-0.140	164,801
9	D. PETRUCCI	ITA	Barni Spark Racing Team	Ducati Panigale V4R	10:39'38.202	1'50.814	-0.091	164,936
21	M. RINALDI	ITA	Aruba.it Racing - Ducati	Ducati Panigale V4R	10:40'32.454	1'50.760	-0.054	165,016
9	D. PETRUCCI	ITA	Barni Spark Racing Team	Ducati Panigale V4R	10:41'28.885	1'50.683	-0.077	165,131
65	J. REA	GBR	Kawasaki Racing Team WorldSBK	Kawasaki ZX-10RR	10:41'41.662	1'50.309	-0.374	165,691

Start 10:30 End 11:17 The results are provisional until the end of the time limit for protests and appeals and the completion of the technical checks.

These data/results cannot be reproduced, stored and/or transmitted in whole or in part by any manner of electronic, mechanical, photocopying, recording, broadcasting or otherwise now known or herein after developed without the previous express consent by the copyright owner, except for reproduction in daily press and regular printed publications on sale to the public within 60 days of the event related to those data/results and always provided that copyright symbol appears together as follows below.

© DORNA WSBK ORGANIZATION Srl 2023



Tissot Aragon Round, 22-24 September 2023

Best Sectors & Speed Free Practice 1st Session

MotorLand Aragon 5.077 m

BEST LAP

1	65	J. REA	Kawasaki ZX-10RR	1'50.309
2	7	I. LECUONA	Honda CBR1000 RR-R	1'50.341
3	9	D. PETRUCCI	Ducati Panigale V4R	1'50.651
4	31	G. GERLOFF	BMW M1000 RR	1'50.692
5	21	M. RINALDI	Ducati Panigale V4R	1'50.760
6	97	X. VIERGE	Honda CBR1000 RR-R	1'50.882
7	54	T. RAZGATLIOGLU	Yamaha YZF R1	1'51.045
8	1	A. BAUTISTA	Ducati Panigale V4R	1'51.329
9	55	A. LOCATELLI	Yamaha YZF R1	1'51.334
10	5	P. OETTL	Ducati Panigale V4R	1'51.395
11	77	D. AEGERTER	Yamaha YZF R1	1'51.937
12	76	L. BAZ	BMW M1000 RR	1'51.999
13	99	F. MARINO	Kawasaki ZX-10RR	1'52.057
14	28	B. RAY	Yamaha YZF R1	1'52.190
15	34	L. BALDASSARRI	Yamaha YZF R1	1'52.296
16	60	M. VAN DER MARK	BMW M1000 RR	1'52.400
17	53	T. RABAT	Kawasaki ZX-10RR	1'52.413
18	87	R. GARDNER	Yamaha YZF R1	1'52.605
19	45	S. REDDING	BMW M1000 RR	1'52.676
20	32	I. VINALES	Kawasaki ZX-10RR	1'52.806
21	47	A. BASSANI	Ducati Panigale V4R	1'52.852
22	35	H. SYHRIN	Honda CBR1000 RR-R	1'53.743
23	51	E. GRANADO	Honda CBR1000 RR-R	1'53.975
24	52	D. KONIG	Kawasaki ZX-10RR	1'54.382
25	16	G. RUIJU	BMW M1000 RR	1'59.931

SPEED

1	97	X. VIERGE	Honda CBR1000 RR-R	326,3
2	7	I. LECUONA	Honda CBR1000 RR-R	326,3
3	1	A. BAUTISTA	Ducati Panigale V4R	321,4
4	31	G. GERLOFF	BMW M1000 RR	320,5
5	65	J. REA	Kawasaki ZX-10RR	319,5
6	99	F. MARINO	Kawasaki ZX-10RR	318,6
7	9	D. PETRUCCI	Ducati Panigale V4R	318,6
8	21	M. RINALDI	Ducati Panigale V4R	318,6
9	55	A. LOCATELLI	Yamaha YZF R1	317,6
10	54	T. RAZGATLIOGLU	Yamaha YZF R1	317,6
11	60	M. VAN DER MARK	BMW M1000 RR	317,6
12	45	S. REDDING	BMW M1000 RR	317,6
13	47	A. BASSANI	Ducati Panigale V4R	316,7
14	77	D. AEGERTER	Yamaha YZF R1	315,8
15	87	R. GARDNER	Yamaha YZF R1	315,8
16	53	T. RABAT	Kawasaki ZX-10RR	314,9
17	76	L. BAZ	BMW M1000 RR	314,0
18	5	P. OETTL	Ducati Panigale V4R	314,0
19	28	B. RAY	Yamaha YZF R1	313,0
20	51	E. GRANADO	Honda CBR1000 RR-R	313,0
21	35	H. SYHRIN	Honda CBR1000 RR-R	312,1
22	32	I. VINALES	Kawasaki ZX-10RR	310,3
23	52	D. KONIG	Kawasaki ZX-10RR	310,3
24	34	L. BALDASSARRI	Yamaha YZF R1	310,3
25	16	G. RUIJU	BMW M1000 RR	307,7

SEG. 1

1	7	I. LECUONA	31.516
2	31	G. GERLOFF	31.577
3	65	J. REA	31.579
4	9	D. PETRUCCI	31.588
5	21	M. RINALDI	31.623
6	97	X. VIERGE	31.744
7	1	A. BAUTISTA	31.798
8	5	P. OETTL	31.850
9	55	A. LOCATELLI	31.855
10	54	T. RAZGATLIOGLU	31.885
11	77	D. AEGERTER	31.964
12	76	L. BAZ	32.039
13	99	F. MARINO	32.111
14	34	L. BALDASSARRI	32.137
15	60	M. VAN DER MARK	32.178
16	28	B. RAY	32.178
17	53	T. RABAT	32.190
18	87	R. GARDNER	32.238
19	32	I. VINALES	32.308
20	47	A. BASSANI	32.371
21	45	S. REDDING	32.403
22	52	D. KONIG	32.639
23	35	H. SYHRIN	32.756
24	51	E. GRANADO	32.834
25	16	G. RUIJU	33.702

SEG. 2

1	9	D. PETRUCCI	31.057
2	65	J. REA	31.058
3	7	I. LECUONA	31.112
4	21	M. RINALDI	31.121
5	31	G. GERLOFF	31.160
6	97	X. VIERGE	31.278
7	54	T. RAZGATLIOGLU	31.336
8	55	A. LOCATELLI	31.410
9	5	P. OETTL	31.497
10	1	A. BAUTISTA	31.505
11	76	L. BAZ	31.593
12	34	L. BALDASSARRI	31.596
13	77	D. AEGERTER	31.604
14	60	M. VAN DER MARK	31.639
15	53	T. RABAT	31.646
16	87	R. GARDNER	31.652
17	99	F. MARINO	31.658
18	28	B. RAY	31.730
19	47	A. BASSANI	31.743
20	32	I. VINALES	31.760
21	45	S. REDDING	31.775
22	35	H. SYHRIN	32.054
23	51	E. GRANADO	32.086
24	52	D. KONIG	32.280
25	16	G. RUIJU	33.348

SEG. 3

1	7	I. LECUONA	21.276
2	65	J. REA	21.342
3	54	T. RAZGATLIOGLU	21.390
4	31	G. GERLOFF	21.458
5	55	A. LOCATELLI	21.534
6	28	B. RAY	21.575
7	97	X. VIERGE	21.576
8	21	M. RINALDI	21.613
9	1	A. BAUTISTA	21.628
10	9	D. PETRUCCI	21.630
11	76	L. BAZ	21.679
12	77	D. AEGERTER	21.706
13	99	F. MARINO	21.707
14	5	P. OETTL	21.729
15	60	M. VAN DER MARK	21.772
16	53	T. RABAT	21.788
17	35	H. SYHRIN	21.798
18	34	L. BALDASSARRI	21.816
19	32	I. VINALES	21.823
20	87	R. GARDNER	21.839
21	45	S. REDDING	21.925
22	47	A. BASSANI	21.982
23	51	E. GRANADO	22.058
24	52	D. KONIG	22.183
25	16	G. RUIJU	23.267

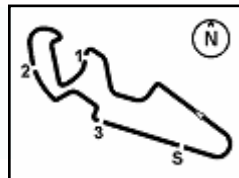
SEG. 4

1	9	D. PETRUCCI	26.134
2	5	P. OETTL	26.157
3	1	A. BAUTISTA	26.209
4	97	X. VIERGE	26.255
5	31	G. GERLOFF	26.265
6	21	M. RINALDI	26.271
7	54	T. RAZGATLIOGLU	26.316
8	65	J. REA	26.330
9	7	I. LECUONA	26.364
10	55	A. LOCATELLI	26.458
11	99	F. MARINO	26.515
12	77	D. AEGERTER	26.524
13	47	A. BASSANI	26.524
14	53	T. RABAT	26.525
15	60	M. VAN DER MARK	26.526
16	34	L. BALDASSARRI	26.527
17	45	S. REDDING	26.534
18	76	L. BAZ	26.585
19	28	B. RAY	26.707
20	87	R. GARDNER	26.718
21	32	I. VINALES	26.815
22	35	H. SYHRIN	26.963
23	51	E. GRANADO	26.997
24	52	D. KONIG	27.138
25	16	G. RUIJU	27.498

22/09/2023

These data/results cannot be reproduced, stored and/or transmitted in whole or in part by any manner of electronic, mechanical, photocopying, recording, broadcasting or otherwise now known or herein after developed without the previous express consent by the copyright owner, except for reproduction in daily press and regular printed publications on sale to the public within 60 days of the event related to those data/results and always provided that copyright symbol appears together as follows below.

© DORNA WSBK ORGANIZATION Srl 2023



MotorLand Aragon 5.077 m

Tissot Aragon Round, 22-24 September 2023

Ideal Times Free Practice 1st Session

No.	Rider	Nat	Bike	Seg. 1	Seg. 2	Seg. 3	Seg. 4	Ideal Time		
				Diff. 1	Diff. 2	Diff. 3	Diff. 4	Best Lap	Pos.	Diff.
1	7 I. LECUONA	ESP	Honda CBR1000 RR-R	31.516	31.112	21.276	26.364 +0.073	1'50.268 1'50.341	2	0.073
2	65 J. REA	GBR	Kawasaki ZX-10RR	31.579	31.058	21.342	26.330	1'50.309 1'50.309	1	
3	9 D. PETRUCCI	ITA	Ducati Panigale V4R	31.588	31.057 +0.165	21.630	26.134 +0.077	1'50.409 1'50.651	3	0.242
4	31 G. GERLOFF	USA	BMW M1000 RR	31.577	31.160 +0.232	21.458	26.265	1'50.460 1'50.692	4	0.232
5	21 M. RINALDI	ITA	Ducati Panigale V4R	31.623	31.121	21.613 +0.093	26.271 +0.039	1'50.628 1'50.760	5	0.132
6	97 X. VIERGE	ESP	Honda CBR1000 RR-R	31.744 +0.029	31.278	21.576	26.255	1'50.853 1'50.882	6	0.029
7	54 T. RAZGATLIOGLU	TUR	Yamaha YZF R1	31.885 +0.085	31.336 +0.001	21.390 +0.032	26.316	1'50.927 1'51.045	7	0.118
8	1 A. BAUTISTA	ESP	Ducati Panigale V4R	31.798 +0.060	31.505 +0.129	21.628	26.209	1'51.140 1'51.329	8	0.189
9	5 P. OETTL	GER	Ducati Panigale V4R	31.850	31.497	21.729 +0.052	26.157 +0.110	1'51.233 1'51.395	10	0.162
10	55 A. LOCATELLI	ITA	Yamaha YZF R1	31.855 +0.064	31.410	21.534	26.458 +0.013	1'51.257 1'51.334	9	0.077
11	77 D. AEGERTER	SUI	Yamaha YZF R1	31.964 +0.018	31.604 +0.036	21.706	26.524 +0.085	1'51.798 1'51.937	11	0.139
12	76 L. BAZ	FRA	BMW M1000 RR	32.039	31.593 +0.029	21.679	26.585 +0.074	1'51.896 1'51.999	12	0.103
13	99 F. MARINO	FRA	Kawasaki ZX-10RR	32.111	31.658	21.707	26.515 +0.066	1'51.991 1'52.057	13	0.066
14	34 L. BALDASSARRI	ITA	Yamaha YZF R1	32.137 +0.003	31.596	21.816	26.527 +0.217	1'52.076 1'52.296	15	0.220
15	60 M. VAN DER MARK	NED	BMW M1000 RR	32.178	31.639 +0.145	21.772	26.526 +0.140	1'52.115 1'52.400	16	0.285
16	53 T. RABAT	ESP	Kawasaki ZX-10RR	32.190	31.646 +0.062	21.788 +0.046	26.525 +0.156	1'52.149 1'52.413	17	0.264
17	28 B. RAY	GBR	Yamaha YZF R1	32.178	31.730	21.575	26.707	1'52.190 1'52.190	14	
18	87 R. GARDNER	AUS	Yamaha YZF R1	32.238 +0.024	31.652	21.839 +0.107	26.718 +0.027	1'52.447 1'52.605	18	0.158
19	47 A. BASSANI	ITA	Ducati Panigale V4R	32.371 +0.115	31.743 +0.116	21.982	26.524 +0.001	1'52.620 1'52.852	21	0.232
20	45 S. REDDING	GBR	BMW M1000 RR	32.403	31.775	21.925 +0.039	26.534	1'52.637 1'52.676	19	0.039
21	32 I. VINALES	ESP	Kawasaki ZX-10RR	32.308	31.760 +0.006	21.823	26.815 +0.094	1'52.706 1'52.806	20	0.100
22	35 H. SYHRIN	MAS	Honda CBR1000 RR-R	32.756 +0.081	32.054 +0.091	21.798	26.963	1'53.571 1'53.743	22	0.172
23	51 E. GRANADO	BRA	Honda CBR1000 RR-R	32.834	32.086	22.058	26.997	1'53.975 1'53.975	23	
24	52 D. KONIG	CZE	Kawasaki ZX-10RR	32.639	32.280	22.183 +0.017	27.138 +0.125	1'54.240 1'54.382	24	0.142
25	16 G. RUIU	ITA	BMW M1000 RR	33.702	33.348 +0.474	23.267 +1.289	27.498 +0.353	1'57.815 1'59.931	25	2.116
Overall Ideal Time				31.516	31.057	21.276	26.134	1'49.983		

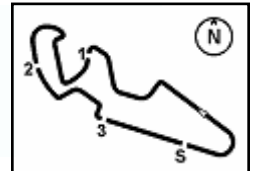
22/09/2023

These data/results cannot be reproduced, stored and/or transmitted in whole or in part by any manner of electronic, mechanical, photocopying, recording, broadcasting or otherwise now known or herein after developed without the previous express consent by the copyright owner, except for reproduction in daily press and regular printed publications on sale to the public within 60 days of the event related to those data/results and always provided that copyright symbol appears together as follows below.

© DORNA WSBK ORGANIZATION Srl 2023

FIGR PERUGIA TIMING





Tissot Aragon Round, 22-24 September 2023

Chronological Analysis Free Practice 1st Session

1 / 4

1° 65 J. REA [1'50.309]							
Lap	Seg1	Seg2	Seg3	Seg4	Lap Time	km/h	Local Time
1		32.275	22.989	27.150		313,0	10:32'22.563
2	31.804	31.140	21.648	26.763	1'51.355	312,1	10:34'13.918
3	31.825	31.208	21.775	26.425	1'51.233	316,7	10:36'05.151
4	31.746	31.152	21.525	26.553	1'50.976	317,6	10:37'56.127
5	31.650	33.713	23.117	26.746	1'55.226	313,0	10:39'51.353
6	31.579	31.058	21.342	26.330	1'50.309	314,9	10:41'41.662
7	40.428	31.714	21.691	31.070	2'04.903P	315,8	10:43'46.565
8	14'30.630	31.680	21.657	26.485	1'50.452P	314,0	10:59'37.017
9	31.728	31.201	21.568	28.642	1'53.139	316,7	11:01'30.156
10	31.866	31.167	21.421	26.378	1'50.832	314,0	11:03'20.988
11	31.742	31.343	21.487	26.632	1'51.204	311,2	11:05'12.192
12	31.708	31.142	21.434	26.553	1'50.837	313,0	11:07'03.029
13	31.746	31.337	31.156	31.958	2'06.197P	310,3	11:09'09.226
14	2'27.112	32.010	21.735	26.892	3'47.749P	313,0	11:12'56.975
15	31.773	31.374	21.403	26.729	1'51.279	314,9	11:14'48.254
16	31.755	32.039	22.098	26.894	1'52.786	319,5	11:16'41.040

3	32.280	31.609	21.852	26.583	1'52.324	317,6	10:35'41.172
4	32.494	31.483	21.763	26.555	1'52.295	317,6	10:37'33.467
5	32.074	31.498	21.631	26.495	1'51.698	316,7	10:39'25.165
6	32.014	31.570	21.560	26.646	1'51.790	317,6	10:41'16.955
7	32.080	31.592	21.589	26.559	1'51.820	318,6	10:43'08.775
8	36.059	32.007	22.145	33.443	2'03.654P	317,6	10:45'12.429
9	10'02.159	31.926	21.974	26.603	1'22.662P	316,7	10:56'35.091
10	32.072	31.398	21.583	26.487	1'51.540	315,8	10:58'26.631
11	31.907	31.638	21.598	26.474	1'51.617	319,5	11:00'18.248
12	33.374	31.938	21.769	26.606	1'53.687	320,5	11:02'11.935
13	31.971	31.495	21.597	26.480	1'51.543	318,6	11:04'03.478
14	32.445	32.059	21.833	32.475	1'58.812CP	317,6	11:06'02.290
15	3'43.774	31.519	22.168	26.348	5'03.809P	316,7	11:11'06.099
16	31.742	31.185	21.909	26.369	1'51.205	318,6	11:12'57.304
17	31.786	31.160	21.481	26.303	1'50.730	316,7	11:14'48.034
18	31.577	31.392	21.458	26.265	1'50.692	317,6	11:16'38.726

2° 71 I. LECUONA [1'50.341]							
Lap	Seg1	Seg2	Seg3	Seg4	Lap Time	km/h	Local Time
1		32.825	22.293	27.030		319,5	10:32'03.650
2	32.425	31.671	21.951	26.683	1'52.730	318,6	10:33'56.380
3	31.834	31.446	21.648	26.597	1'51.525	326,3	10:35'47.905
4	31.772	31.352	21.301	26.480	1'50.905	319,5	10:37'38.810
5	31.786	31.347	21.349	26.470	1'50.952	318,6	10:39'29.762
6	31.647	31.277	21.561	26.364	1'50.849	320,5	10:41'20.611
7	31.714	31.393	26.857	33.192	2'03.156P	317,6	10:43'23.767
8	9'16.658	31.820	21.877	26.592	10'36.947P	314,9	10:54'00.714
9	31.795	31.375	21.384	26.447	1'51.001	317,6	10:55'51.715
10	31.792	31.354	21.465	26.453	1'51.064	316,7	10:57'42.779
11	31.725	31.272	21.309	26.439	1'50.745	315,8	10:59'33.524
12	31.812	31.423	21.747	32.514	1'57.496P	314,9	11:01'31.020
13	5'44.183	31.900	21.522	26.463	7'04.068P	314,0	11:08'35.088
14	31.516	31.112	21.276	26.437	1'50.341	320,5	11:10'25.429
15	31.960	31.739	21.477	26.467	1'51.643	315,8	11:12'17.072
16	31.531	31.236	21.276	26.389	1'50.432	319,5	11:14'07.504
17	31.631	34.308	21.601	26.482	1'54.022	318,6	11:16'01.526

5° 21 M. RINALDI [1'50.760]							
Lap	Seg1	Seg2	Seg3	Seg4	Lap Time	km/h	Local Time
1		32.937	22.525	27.391		305,1	10:33'06.291
2	32.375	31.926	21.838	26.487	1'52.626	314,0	10:34'58.917
3	31.902	31.544	21.879	26.271	1'51.596	316,7	10:36'50.513
4	31.776	31.365	21.672	26.368	1'51.181	315,8	10:38'41.694
5	31.623	31.121	21.706	26.310	1'50.760	315,8	10:40'32.454
6	31.661	31.240	22.465	26.316	1'51.682	314,9	10:42'24.136
7	31.696	31.395	21.700	26.334	1'51.125	316,7	10:44'15.261
8	31.945	31.560	21.613	26.482	1'51.600	315,8	10:46'06.861
9	31.805	31.459	27.222	26.458	1'56.944	316,7	10:48'03.805
10	31.885	31.442	21.686	26.325	1'51.338	318,6	10:49'55.143
11	31.878	31.469	21.646	26.368	1'51.361	316,7	10:51'46.504
12	31.904	31.422	21.847	34.171	1'59.344P	308,6	10:53'45.848
13	11'54.486	32.004	21.942	26.648	13'15.080P	312,1	11:07'00.928
14	32.077	31.524	21.952	26.461	1'52.014	312,1	11:08'52.942
15	31.908	31.454	21.729	26.438	1'51.529	314,9	11:10'44.471
16	31.835	31.433	21.773	26.584	1'51.625	313,0	11:12'36.096
17	35.665	32.772	21.953	26.593	1'56.983	316,7	11:14'33.079
18	31.936	31.666	21.853	26.595	1'52.050	313,0	11:16'25.129

3° 9 D. PETRUCCI [1'50.651]							
Lap	Seg1	Seg2	Seg3	Seg4	Lap Time	km/h	Local Time
1		32.667	22.430	32.178		310,3	10:32'08.047
2	4'19.936	31.325	21.946	26.134	5'39.341P	314,0	10:37'47.388
3	31.805	31.141	21.664	26.204	1'50.814	314,0	10:39'38.202
4	31.690	31.057	21.731	26.205	1'50.683	313,0	10:41'28.885
5	34.417	31.667	21.724	26.856	1'54.664	308,6	10:43'23.549
6	31.588	31.222	21.630	26.211	1'50.651	318,6	10:45'14.200
7	33.479	32.852	22.719	28.015	1'57.065	258,4	10:47'11.265
8	31.866	31.732	24.456	32.902	2'00.956P	314,9	10:49'12.221
9	12'27.194	31.706	21.982	26.297	13'47.179P	313,0	11:02'59.400
10	31.854	31.306	21.706	26.321	1'51.187	313,0	11:04'50.587
11	31.812	31.262	21.786	26.428	1'51.288	311,2	11:06'41.875
12	31.834	31.439	21.739	26.420	1'51.432	310,3	11:08'33.307
13	31.935	31.325	21.758	26.429	1'51.447	314,0	11:10'24.754
14	32.867	32.311	22.436	26.382	1'53.996	314,0	11:12'18.750
15	31.986	31.504	21.693	28.103	1'53.286	314,0	11:14'12.036
16	32.061	31.318	21.644	26.499	1'51.522	314,0	11:16'03.558

6° 97 X. VIERGE [1'50.882]							
Lap	Seg1	Seg2	Seg3	Seg4	Lap Time	km/h	Local Time
1		33.703	22.540	26.913		321,4	10:32'14.739
2	32.534	32.014	22.188	26.586	1'53.322	322,4	10:34'08.061
3	32.385	32.224	22.130	26.528	1'53.267	326,3	10:36'01.328
4	32.517	31.909	22.130	26.350	1'52.906	325,3	10:37'54.234
5	32.132	31.734	21.854	26.540	1'52.260	324,3	10:39'46.494
6	32.000	31.756	21.852	26.765	1'52.373	323,4	10:41'38.867
7	32.059	31.617	21.877	26.641	1'52.194	321,4	10:43'31.061
8	35.267	33.689	22.804	34.131	2'05.891P	312,1	10:45'36.952
9	7'57.541	32.888	22.420	26.887	9'19.736P	318,6	10:54'56.688
10	32.232	31.822	22.039	26.601	1'52.694	321,4	10:56'49.382
11	32.293	31.751	21.925	26.481	1'52.450	319,5	10:58'41.832
12	32.027	31.680	21.919	26.492	1'52.118	320,5	11:00'33.950
13	31.995	31.677	21.990	33.184	1'58.846P	320,5	11:02'32.796
14	4'57.537	32.808	22.052	28.599	6'20.996P	296,7	11:08'53.792
15	31.773	31.278	21.576	26.255	1'50.882	323,4	11:10'44.674
16	32.044	31.707	21.884	26.934	1'52.569	323,4	11:12'37.243
17	31.744	31.306	21.825	26.387	1'51.262	325,3	11:14'28.505
18	31.843	31.386	21.637	26.430	1'51.296	320,5	11:16'19.801

4° 31 G. GERLOFF [1'50.692]							
Lap	Seg1	Seg2	Seg3	Seg4	Lap Time	km/h	Local Time
1		32.559	22.590	26.797		315,8	10:31'55.421
2	32.839	31.991	21.986	26.611	1'53.427	315,8	10:33'48.848

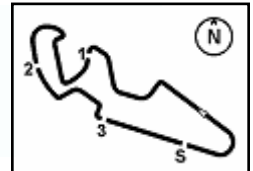
7° 54 T. RAZGATLIOGLU [1'51.045]							
Lap	Seg1	Seg2	Seg3	Seg4	Lap Time	km/h	Local Time
1		32.719	22.044	26.782		311,2	10:32'04.884
2	32.792	31.415	21.573	26.384	1'52.164	313,0	10:33'57.048

22/09/2023

P = Pits In/Out - C = Lap Time Cancelled

These data/results cannot be reproduced, stored and/or transmitted in whole or in part by any manner of electronic, mechanical, photocopying, recording, broadcasting or otherwise now known or herein after developed without the previous express consent by the copyright owner, except for reproduction in daily press and regular printed publications on sale to the public within 60 days of the event related to those data/results and always provided that copyright symbol appears together as follows below.

© DORNA WSBK ORGANIZATION Srl 2023



Tissot Aragon Round, 22-24 September 2023

Chronological Analysis Free Practice 1st Session

2 / 4

3	31.970	31.337	21.422	26.316	1'51.045	317,6	10:35'48.093	2	33.542	32.131	22.439	26.935	1'55.047	312,1	10:34'19.184
4	32.261	31.826	21.522	26.405	1'52.014	314,9	10:37'40.107	3	32.692	31.821	22.170	26.371	1'53.054	313,0	10:36'12.238
5	31.949	31.509	21.390	26.485	1'51.333	314,9	10:39'31.440	4	32.517	32.430	21.866	26.393	1'53.206	311,2	10:38'05.444
6	31.885	31.437	21.476	34.016	1'58.814P	314,9	10:41'30.254	5	32.045	31.588	21.729	26.261	1'51.623	312,1	10:39'57.067
7	9'25.895	32.491	21.824	26.724	10'46.934P	311,2	10:52'17.188	6	31.992	31.590	21.761	26.376	1'51.719	313,0	10:41'48.786
8	31.940	31.499	21.891	26.679	1'52.009	313,0	10:54'09.197	7	31.984	31.708	21.782	26.157	1'51.631	313,0	10:43'40.417
9	31.909	31.372	21.416	26.552	1'51.249	313,0	10:56'00.446	8	31.850	31.497	21.781	26.267	1'51.395	313,0	10:45'31.812
10	32.015	31.386	24.305	26.863	1'54.569	310,3	10:57'55.015	9	31.874	31.508	21.920	26.262	1'51.564	313,0	10:47'23.376
11	32.048	31.336	21.510	26.517	1'51.411	314,0	10:59'46.426	10	32.857	31.691	21.965	26.428	1'52.941	314,0	10:49'16.317
12	32.594	32.000	21.622	33.198	1'59.414P	314,0	11:01'45.840	11	31.928	31.511	21.782	26.436	1'51.657	312,1	10:51'07.974
13	5'07.883	31.671	21.591	26.799	6'27.944P	311,2	11:08'13.784	12	31.966	31.574	21.845	26.237	1'51.622	314,0	10:52'59.596
14	31.980	31.518	21.536	26.580	1'51.614	314,9	11:10'05.398	13	33.598	32.944	22.443	32.739	2'01.724P	305,9	10:55'01.320
15	32.004	31.483	21.422	26.592	1'51.501	316,7	11:11'56.899	14	8'26.940	32.096	34.641	26.718	10'00.395P	308,6	11:05'01.715
16	31.968	31.459	21.897	26.539	1'51.863	317,6	11:13'48.762	15	32.224	31.869	22.036	26.343	1'52.472	310,3	11:06'54.187
17	32.333	31.414	21.528	26.600	1'51.875	314,0	11:15'40.637	16	32.070	31.785	21.974	26.444	1'52.273	308,6	11:08'46.460
								17	32.115	31.841	22.109	26.371	1'52.436	311,2	11:10'38.896
								18	34.193	32.276	22.071	26.481	1'55.021	311,2	11:12'33.917
								19	38.944	32.007	22.118	26.401	1'59.470	313,0	11:14'33.387
								20	32.180	31.888	21.913	26.423	1'52.404	312,1	11:16'25.791

8° 1 A. BAUTISTA (1'51.329)

Lap	Seg1	Seg2	Seg3	Seg4	Lap Time	km/h	Local Time
1		33.678	22.535	26.957		316,7	10:32'14.522
2	32.533	31.753	22.152	26.669	1'53.107	318,6	10:34'07.629
3	32.614	31.826	22.142	26.642	1'53.224	321,4	10:36'00.853
4	32.328	31.568	21.935	26.461	1'52.292	320,5	10:37'53.145
5	32.081	31.592	21.889	26.351	1'51.913	318,6	10:39'45.058
6	31.972	31.550	21.706	26.345	1'51.573	321,4	10:41'36.631
7	31.871	31.505	21.755	26.257	1'51.388	319,5	10:43'28.019
8	31.858	31.634	21.628	26.209	1'51.329	319,5	10:45'19.348
9	31.900	31.552	21.779	26.307	1'51.538	319,5	10:47'10.886
10	31.963	33.129	22.434	32.670	2'00.196P	319,5	10:49'11.082
11	8'21.396	32.027	21.947	26.422	9'41.792P	316,7	10:58'52.874
12	31.902	31.506	21.721	26.458	1'51.587	318,6	11:00'44.461
13	31.798	31.515	21.780	26.403	1'51.496	318,6	11:02'35.957
14	31.933	31.566	21.839	26.439	1'51.777	318,6	11:04'27.734
15	32.045	31.711	21.822	26.492	1'52.070	316,7	11:06'19.804
16	32.061	31.859	21.817	26.426	1'52.163	317,6	11:08'11.967
17	32.033	31.654	21.808	26.424	1'51.919	319,5	11:10'03.886
18	32.052	31.671	21.892	26.748	1'52.363	320,5	11:11'56.249
19	32.302	31.679	21.871	26.544	1'52.396	317,6	11:13'48.645
20	32.995	31.672	22.035	26.618	1'53.320	320,5	11:15'41.965

11° 77 D. AEGERTER (1'51.937)

Lap	Seg1	Seg2	Seg3	Seg4	Lap Time	km/h	Local Time
1		34.018	23.347	27.363		310,3	10:32'35.748
2	33.835	32.515	22.525	26.876	1'55.751	312,1	10:34'31.499
3	32.941	32.096	22.045	26.736	1'53.761	314,9	10:36'25.260
4	32.490	31.936	22.045	26.680	1'53.151	314,9	10:38'18.411
5	32.284	31.721	22.057	26.524	1'52.586	314,9	10:40'10.997
6	32.246	31.884	21.804	26.865	1'52.799	314,9	10:42'03.796
7	32.301	31.934	21.757	26.545	1'52.537	315,8	10:43'56.333
8	32.077	31.784	21.851	26.687	1'52.399	314,9	10:45'48.732
9	32.020	31.639	21.936	26.540	1'52.135	314,0	10:47'40.867
10	32.267	31.922	25.241	27.723	1'57.153	304,2	10:49'38.020
11	32.156	31.794	22.041	26.602	1'52.593	314,0	10:51'30.613
12	31.964	31.977	21.868	26.606	1'52.415C	314,0	10:53'23.028
13	31.982	31.640	21.706	26.609	1'51.937	314,0	10:55'14.965
14	32.338	35.535	22.373	33.176	2'03.422P	314,9	10:57'18.387
15	8'36.966	32.686	22.998	26.788	9'59.438P	311,2	11:07'17.825
16	32.684	31.879	22.056	26.681	1'53.300	314,0	11:09'11.125
17	32.022	31.604	21.894	26.805	1'52.325	312,1	11:11'03.450
18	32.424	35.271	22.853	37.474	2'08.022	147,7	11:13'11.472
19	32.252	31.837	22.196	26.651	1'52.936	314,0	11:15'04.408

9° 55 A. LOCATELLI (1'51.334)

Lap	Seg1	Seg2	Seg3	Seg4	Lap Time	km/h	Local Time
1		32.573	22.466	26.905		305,1	10:32'06.489
2	32.652	31.650	25.140	26.795	1'56.237	305,9	10:34'02.726
3	32.293	31.513	21.702	26.604	1'52.112	314,9	10:35'54.838
4	31.855	31.492	21.661	26.581	1'51.589	314,9	10:37'46.427
5	32.202	32.255	21.994	26.458	1'52.909	314,9	10:39'39.336
6	31.919	31.410	21.534	26.471	1'51.334	314,9	10:41'30.670
7	31.940	31.478	21.606	26.610	1'51.634	314,9	10:43'22.304
8	32.050	31.464	21.678	26.594	1'51.786	314,0	10:45'14.090
9	32.265	31.975	21.706	32.193	1'58.139P	313,0	10:47'12.229
10	7'49.874	34.131	22.411	27.645	9'14.061P	295,9	10:56'26.290
11	32.175	31.651	21.714	26.548	1'52.088	313,0	10:58'18.378
12	32.418	31.745	21.750	26.645	1'52.558	314,9	11:00'10.936
13	31.991	31.560	21.778	26.539	1'51.868	317,6	11:02'02.804
14	32.186	31.871	21.925	32.086	1'58.068P	315,8	11:04'00.872
15	5'43.092	32.400	21.987	26.671	7'04.150P	313,0	11:11'05.022
16	32.150	31.700	21.928	26.767	1'52.545	315,8	11:12'57.567
17	32.169	31.639	21.912	26.603	1'52.323	314,0	11:14'49.890
18	33.103	31.869	21.945	26.625	1'53.542	315,8	11:16'43.432

10° 5 P. OETTL (1'51.395)

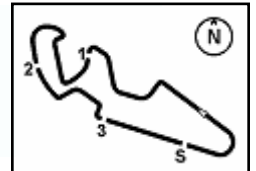
Lap	Seg1	Seg2	Seg3	Seg4	Lap Time	km/h	Local Time
1		33.183	22.568	27.078		310,3	10:32'24.137

22/09/2023

P = Pits In/Out - C = Lap Time Cancelled

These data/results cannot be reproduced, stored and/or transmitted in whole or in part by any manner of electronic, mechanical, photocopying, recording, broadcasting or otherwise now known or herein after developed without the previous express consent by the copyright owner, except for reproduction in daily press and regular printed publications on sale to the public within 60 days of the event related to those data/results and always provided that copyright symbol appears together as follows below.

© DORNA WSBK ORGANIZATION Srl 2023



Tissot Aragon Round, 22-24 September 2023

Chronological Analysis Free Practice 1st Session

3 / 4

13° 99 F. MARINO [1'52.057]							
Lap	Seg1	Seg2	Seg3	Seg4	Lap Time	km/h	Local Time
1		33.080	22.497	26.997		312,1	10:32'30.087
2	32.687	31.965	21.955	26.695	1'53.302	315,8	10:34'23.389
3	32.439	32.111	22.048	26.534	1'53.132	317,6	10:36'16.521
4	32.180	32.079	21.806	26.616	1'52.681	318,6	10:38'09.202
5	32.222	31.898	21.862	26.515	1'52.497	316,7	10:40'01.699
6	32.111	31.658	21.707	26.581	1'52.057	315,8	10:41'53.756
7	33.985	32.608	22.171	32.748	2'01.512P	310,3	10:43'55.268
8	8'15.045	32.522	22.520	27.190	9'37.277P	310,3	10:53'32.545
9	32.495	31.903	21.882	26.926	1'53.206	313,0	10:55'25.751
10	32.390	31.913	21.842	26.890	1'53.035	312,1	10:57'18.786
11	32.299	31.896	21.755	26.788	1'52.738	314,0	10:59'11.524
12	32.453	32.268	22.251	32.293	1'59.265P	314,0	11:01'10.789
13	6'26.324	32.142	22.167	26.896	7'47.529P	310,3	11:08'58.318
14	32.428	31.982	21.923	27.000	1'53.333	313,0	11:10'51.651
15	32.325	31.922	21.879	26.811	1'52.937	313,0	11:12'44.588
16	32.443	31.992	21.804	26.888	1'53.127	314,9	11:14'37.715
17	32.384	32.042	21.905	26.764	1'53.095	314,0	11:16'30.810

14° 28 B. RAY [1'52.190]							
Lap	Seg1	Seg2	Seg3	Seg4	Lap Time	km/h	Local Time
1		35.024	23.867	28.319		308,6	10:32'20.704
2	34.096	32.332	22.505	27.243	1'56.176	310,3	10:34'16.880
3	33.293	32.300	22.275	27.038	1'54.906	313,0	10:36'11.786
4	32.794	32.571	22.159	29.953	1'57.477C	311,2	10:38'09.263
5	32.685	31.990	21.853	26.788	1'53.316	313,0	10:40'02.579
6	32.875	32.641	22.378	27.026	1'54.920	312,1	10:41'57.499
7	32.326	31.828	21.790	26.833	1'52.777	313,0	10:43'50.276
8	32.473	31.907	23.685	27.728	1'55.793	307,7	10:45'46.069
9	33.080	34.994	22.683	35.144	2'05.901P	312,1	10:47'51.970
10	8'59.624	33.088	22.508	27.354	10'22.574P	306,8	10:58'14.544
11	32.635	31.949	21.992	27.103	1'53.679	306,8	11:00'08.223
12	32.456	31.958	22.087	26.874	1'53.375	312,1	11:02'01.598
13	32.574	31.965	21.946	26.849	1'53.334	311,2	11:03'54.932
14	33.719	33.563	22.880	35.096	2'05.258P	306,8	11:06'00.190
15	2'26.525	33.063	22.603	27.126	3'49.317P	310,3	11:09'49.507
16	32.357	31.852	21.818	26.804	1'52.831	307,7	11:11'42.338
17	32.178	31.730	21.575	26.707	1'52.190	311,2	11:13'34.528
18	34.394	33.171	22.877	35.190	2'05.632P	305,9	11:15'40.160

15° 34 L. BALDASSARRI [1'52.296]							
Lap	Seg1	Seg2	Seg3	Seg4	Lap Time	km/h	Local Time
1		34.176	22.963	26.849		305,9	10:32'31.651
2	32.848	32.809	22.789	26.768	1'55.214	306,8	10:34'26.865
3	32.892	32.371	22.152	26.878	1'54.293	308,6	10:36'21.158
4	32.792	32.089	22.507	27.121	1'54.509	307,7	10:38'15.667
5	32.457	31.857	22.852	26.901	1'54.067	305,9	10:40'09.734
6	32.745	33.428	21.993	26.527	1'54.693	310,3	10:42'04.427
7	32.427	31.894	21.980	26.681	1'52.982C	310,3	10:43'57.409
8	32.481	31.921	22.109	33.244	1'59.755P	309,5	10:45'57.164
9	7'08.780	33.098	23.460	27.196	8'32.534P	303,4	10:54'29.698
10	32.830	32.420	22.278	26.830	1'54.358	305,1	10:56'24.056
11	32.629	32.074	22.304	27.021	1'54.028	304,2	10:58'18.084
12	32.614	32.223	22.091	26.703	1'53.631	310,3	11:00'11.715
13	32.330	35.605	23.067	32.086	2'03.088P	305,1	11:02'14.803
14	7'02.471	33.509	22.196	26.620	8'24.796P	308,6	11:10'39.599
15	32.194	34.471	22.479	27.531	1'56.675	285,7	11:12'36.274
16	32.140	31.596	21.816	26.744	1'52.296	308,6	11:14'28.570
17	32.137	42.353	23.676	33.707	2'11.873P	292,7	11:16'40.443

16° 60 M. VAN DER MARK [1'52.400]							
Lap	Seg1	Seg2	Seg3	Seg4	Lap Time	km/h	Local Time
1							

1						33.291	23.299	27.897	298,3	10:31'59.402	
2	34.358					32.332	22.210	26.781	1'55.681	314,9	10:33'55.083
3	32.184					31.792	22.001	26.902	1'52.879	315,8	10:35'47.962
4	32.277					31.821	22.000	32.700	1'58.798CP	317,6	10:37'46.760
5	5'43.469					31.887	21.862	26.784	7'04.002P	314,9	10:44'50.762
6	32.178					31.784	21.772	26.666	1'52.400	314,9	10:46'43.162
7	32.411					31.639	21.973	26.615	1'52.638	314,9	10:48'35.800
8	33.593					32.583	21.858	44.323	2'12.357P	313,0	10:50'48.157
9	12'06.935					33.529	22.325	27.058	13'29.847P	312,1	11:04'18.004
10	32.977					32.167	22.185	26.526	1'53.855	314,0	11:06'11.859
11	32.293					31.832	21.900	26.828	1'52.853	314,0	11:08'04.712
12	32.320					33.504	28.780	26.732	2'01.336	316,7	11:10'06.048
13	32.332					31.788	21.899	26.728	1'52.747	315,8	11:11'58.795
14	32.220					31.893	22.004	26.836	1'52.953	315,8	11:13'51.748
15	32.355					31.800	21.947	26.717	1'52.819	315,8	11:15'44.567

17° 53 T. RABAT [1'52.413]							
Lap	Seg1	Seg2	Seg3	Seg4	Lap Time	km/h	Local Time
1		34.081	26.465	27.640		308,6	10:32'18.554
2	33.770	32.814	25.541	27.263	1'59.388	310,3	10:34'17.942
3	33.094	32.198	22.417	26.925	1'54.634	311,2	10:36'12.576
4	32.567	32.330	22.212	26.845	1'53.954	311,2	10:38'06.530
5	32.288	31.785	21.921	26.669	1'52.663	311,2	10:39'59.193
6	32.190	31.708	21.834	26.681	1'52.413	311,2	10:41'51.606
7	32.356	31.780	21.826	26.643	1'52.605	312,1	10:43'44.211
8	32.356	31.646	22.000	26.733	1'52.735	313,0	10:45'36.946
9	32.415	31.740	21.911	26.525	1'52.591	314,9	10:47'29.537
10	32.298	31.912	26.430	39.015	2'09.655P	237,4	10:49'39.192
11	8'38.621	32.361	22.190	27.041	10'00.213P	307,7	10:59'39.405
12	32.659	32.025	22.139	26.968	1'53.791	310,3	11:01'33.196
13	32.533	31.897	21.874	27.022	1'53.326	310,3	11:03'26.522
14	32.571	31.912	21.969	26.898	1'53.350	306,8	11:05'19.872
15	32.544	31.901	21.907	26.741	1'53.093	308,6	11:07'12.965
16	32.501	32.024	22.058	26.781	1'53.364	309,5	11:09'06.329
17	32.612	31.910	22.003	26.916	1'53.441	308,6	11:10'59.770
18	32.589	32.024	22.155	26.832	1'53.600	309,5	11:12'53.370
19	32.570	31.957	21.788	26.922	1'53.237	309,5	11:14'46.607
20	32.641	32.479	22.113	26.798	1'54.031	311,2	11:16'40.638

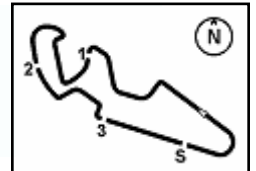
18° 87 R. GARDNER [1'52.605]							
Lap	Seg1	Seg2	Seg3	Seg4	Lap Time	km/h	Local Time
1		33.580	22.980	27.274		313,0	10:32'08.677
2	34.641	32.957	22.738	27.073	1'57.409	312,1	10:34'06.086
3	33.140	32.059	22.322	27.196	1'54.717	314,0	10:36'00.803
4	32.839	31.827	22.229	26.738	1'53.633	314,0	10:37'54.436
5	32.401	31.798	22.084	26.718	1'53.001	314,9	10:39'47.437
6	32.426	36.246	22.201	27.004	1'57.877C	315,8	10:41'45.314
7	32.511	32.220	22.158	29.285	1'56.174	217,7	10:43'41.488
8	32.421	32.034	21.865	26.818	1'53.138	314,0	10:45'34.626
9	32.323	31.757	22.317	26.764	1'53.161	314,0	10:47'27.787
10	32.393	34.721	22.715	33.625	2'03.454P	311,2	10:49'31.241
11	10'31.231	34.986	22.430	26.937	11'55.584P	314,0	11:01'26.825
12	32.567	32.084	22.052	28.163	1'54.866	288,8	11:03'21.691
13	32.345	31.778	21.839	26.848	1'52.810	312,1	11:05'14.501
14	32.355	31.754	21.855	26.777	1'52.741	311,2	11:07'07.242
15	32.262	31.652	21.946	26.745	1'52.605	312,1	11:08'59.847
16	32.238	31.836	21.980	27.079	1'53.133	311,2	11:10'52.980
17	38.118	39.615	22.375	34.833	2'14.941	130,6	11:13'07.921
18	32.425	32.102	34.870	28.497	2'07.894	308,6	11:15'15.815

19° 45 S. REDDING [1'52.676]										
Lap	Seg1	Seg2	Seg3	Seg4	Lap Time	km/h	Local Time			
1						36.554	24.491	34.452	301,7	10:33'42.062

22/09/2023 P = Pits In/Out - C = Lap Time Cancelled

These data/results cannot be reproduced, stored and/or transmitted in whole or in part by any manner of electronic, mechanical, photocopying, recording, broadcasting or otherwise now known or herein after developed without the previous express consent by the copyright owner, except for reproduction in daily press and regular printed publications on sale to the public within 60 days of the event related to those data/results and always provided that copyright symbol appears together as follows below.

© DORNA WSBK ORGANIZATION Srl 2023



Tissot Aragon Round, 22-24 September 2023
Chronological Analysis Free Practice 1st Session

4 / 4

2	2'41.596	34.405	23.964	26.699	4'06.664P	317,6	10:37'48.726	9	33.135	32.265	21.927	27.100	1'54.427	307,7	10:59'05.945
3	32.857	31.882	22.119	26.816	1'53.674	312,1	10:39'42.400	10	32.837	32.145	21.798	26.963	1'53.743	310,3	11:00'59.688
4	39.916	33.089	22.116	26.779	2'01.900	314,9	10:41'44.300	11	32.756	32.224	21.941	26.979	1'53.900	308,6	11:02'53.588
5	33.029	33.885	22.091	29.746	1'58.751	199,3	10:43'43.051	12	32.845	32.211	22.005	27.159	1'54.220	307,7	11:04'47.808
6	32.668	31.809	21.925	26.563	1'52.965	316,7	10:45'36.016	13	36.165	33.740	23.113	33.836	2'06.854P	304,2	11:06'54.662
7	32.403	31.775	21.964	26.534	1'52.676	316,7	10:47'28.692	14	3'46.299	33.146	22.630	27.271	5'09.346P	305,1	11:12'04.008
8	38.865	33.388	23.983	33.397	2'09.633P	310,3	10:49'38.325	15	33.281	32.448	22.122	27.025	1'54.876	309,5	11:13'58.884
9	13'34.478	32.590	22.277	26.866	14'56.211P	313,0	11:04'34.536	16	32.781	32.054	22.013	27.001	1'53.849	309,5	11:15'52.733
10	32.569	31.881	22.089	27.008	1'53.547	311,2	11:06'28.083								
11	32.526	33.048	23.464	27.999	1'57.037	305,9	11:08'25.120								
12	32.518	31.914	21.994	26.780	1'53.206	312,1	11:10'18.326								
13	34.335	34.429	33.367	27.262	2'09.393	309,5	11:12'27.719								
14	33.210	33.064	23.621	33.684	2'03.579P	305,9	11:14'31.298								

20° 32 I. VINALES [1'52.806]							
Lap	Seg.1	Seg.2	Seg.3	Seg.4	Lap Time	km/h	Local Time
1		34.078	22.755	27.474		305,9	10:32'24.857
2	32.720	32.183	24.021	27.310	1'56.234	304,2	10:34'21.091
3	32.785	32.032	22.290	26.815	1'53.922	310,3	10:36'15.013
4	32.611	31.760	21.955	27.000	1'53.326	305,1	10:38'08.339
5	32.565	31.906	22.102	27.014	1'53.587	304,2	10:40'01.926
6	32.308	31.766	21.823	26.909	1'52.806	308,6	10:41'54.732
7	32.553	32.585	22.278	33.302	2'00.718P	302,5	10:43'55.450
8	10'02.953	36.772	22.261	28.904	11'30.890P	285,0	10:55'26.340
9	33.050	32.220	22.022	27.395	1'54.687	299,2	10:57'21.027
10	32.677	32.223	22.133	27.195	1'54.228	300,0	10:59'15.255
11	32.663	32.049	22.023	27.077	1'53.812	304,2	11:01'09.067
12	32.648	32.101	21.967	27.065	1'53.781	304,2	11:03'02.848
13	32.917	32.217	22.377	33.356	2'00.867P	299,2	11:05'03.715
14	4'30.926	32.394	22.123	27.329	5'52.772P	300,0	11:10'56.487
15	32.877	43.618	22.265	33.697	2'12.457	121,8	11:13'08.944
16	32.550	32.024	21.940	27.230	1'53.744	300,8	11:15'02.688

21° 47 A. BASSANI [1'52.852]							
Lap	Seg.1	Seg.2	Seg.3	Seg.4	Lap Time	km/h	Local Time
1		33.920	23.416	27.051		309,5	10:32'41.826
2	35.395	33.557	22.849	26.843	1'58.644	311,2	10:34'40.470
3	32.770	32.310	22.450	26.585	1'54.115	314,0	10:36'34.585
4	32.734	32.103	22.113	26.720	1'53.670	313,0	10:38'28.255
5	32.593	32.051	22.288	26.582	1'53.514	314,9	10:40'21.769
6	32.374	31.743	22.198	26.559	1'52.874	314,9	10:42'14.643
7	32.513	31.946	22.126	26.656	1'53.241	314,0	10:44'07.884
8	32.371	31.802	22.156	26.598	1'52.927	314,0	10:46'00.811
9	32.513	31.841	22.212	26.524	1'53.090	316,7	10:47'53.901
10	34.832	32.891	23.088	33.102	2'03.913P	315,8	10:49'57.814
11	7'15.704	32.283	22.478	26.928	8'37.393P	310,3	10:58'35.207
12	32.486	31.859	21.982	26.525	1'52.852	314,0	11:00'28.059
13	32.604	31.851	22.177	32.283	1'58.915P	315,8	11:02'26.974
14	5'48.376	32.602	22.380	26.847	7'10.205P	312,1	11:09'37.179
15	32.568	32.113	22.051	26.806	1'53.538	312,1	11:11'30.717
16	32.611	31.860	22.270	26.727	1'53.468	314,0	11:13'24.185
17	32.566	32.026	22.280	26.714	1'53.586	314,9	11:15'17.771

22° 35 H. SYAHRIN [1'53.743]							
Lap	Seg.1	Seg.2	Seg.3	Seg.4	Lap Time	km/h	Local Time
1		36.544	24.554	28.403		300,0	10:33'11.079
2	36.499	34.099	23.616	27.902	2'02.116	306,8	10:35'13.195
3	34.567	33.595	22.837	27.191	1'58.190	310,3	10:37'11.385
4	33.630	32.657	22.281	27.154	1'55.722	309,5	10:39'07.107
5	33.142	32.393	22.028	27.098	1'54.661	310,3	10:41'01.768
6	33.159	32.269	21.871	27.156	1'54.455	312,1	10:42'56.223
7	34.907	34.472	23.478	34.885	2'07.742P	294,3	10:45'03.965
8	10'43.848	33.979	22.627	27.099	12'07.553P	308,6	10:57'11.518

23° 51 E. GRANADO [1'53.975]							
Lap	Seg.1	Seg.2	Seg.3	Seg.4	Lap Time	km/h	Local Time
1		36.377	23.945	28.105		305,9	10:32'52.961
2	34.575	33.127	22.662	27.788	1'58.152	309,5	10:34'51.113
3	33.699	41.218	25.785	36.981	2'17.683P	289,5	10:37'08.796
4	3'47.873	33.558	29.238	27.678	5'18.347P	313,0	10:42'27.143
5	33.667	32.722	22.514	27.255	1'56.158	312,1	10:44'23.301
6	33.092	32.468	22.309	27.509	1'55.378	310,3	10:46'18.679
7	33.175	32.417	22.296	27.500	1'55.388	313,0	10:48'14.067
8	33.095	32.365	22.349	27.418	1'55.227	310,3	10:50'09.294
9	32.925	32.178	22.290	27.291	1'54.684	312,1	10:52'03.978
10	36.400	33.354	23.078	34.326	2'07.158P	307,7	10:54'11.136
11	8'43.199	33.425	22.556	27.317	10'06.497P	308,6	11:04'17.633
12	33.217	32.183	22.131	27.269	1'54.800	311,2	11:06'12.433
13	32.943	32.319	22.223	27.142	1'54.627	311,2	11:08'07.060
14	32.929	32.380	22.268	27.072	1'54.649	311,2	11:10'01.709
15	32.863	32.148	22.195	27.200	1'54.406	308,6	11:11'56.115
16	36.187	32.561	22.549	27.272	1'58.569	311,2	11:13'54.684
17	32.834	32.086	22.058	26.997	1'53.975	313,0	11:15'48.659

24° 52 O. KONIG [1'54.382]							
Lap	Seg.1	Seg.2	Seg.3	Seg.4	Lap Time	km/h	Local Time
1		34.139	23.137	28.124		304,2	10:32'17.789
2	34.001	36.880	23.089	27.684	2'01.654	305,9	10:34'19.443
3	33.416	32.729	22.483	27.231	1'55.859	308,6	10:36'15.302
4	33.118	32.332	22.433	27.146	1'55.029	310,3	10:38'10.331
5	32.863	32.330	22.380	27.365	1'54.938	306,8	10:40'05.269
6	32.958	32.416	22.259	27.173	1'54.806	306,8	10:42'00.075
7	32.710	32.306	22.301	27.138	1'54.455	306,8	10:43'54.530
8	33.107	32.453	23.067	34.924	2'03.551P	288,8	10:45'58.081
9	15'20.477	33.421	22.446	27.479	16'43.823P	302,5	11:02'41.904
10	33.052	32.450	22.464	27.352	1'55.318	305,1	11:04'37.222
11	32.948	32.363	24.071	27.719	1'57.101	302,5	11:06'34.323
12	33.103	32.416	22.274	27.405	1'55.198	302,5	11:08'29.521
13	32.975	32.293	22.183	27.425	1'54.876	304,2	11:10'24.397
14	32.833	32.598	22.330	27.235	1'54.996	304,2	11:12'19.393
15	32.639	32.280	22.200	27.263	1'54.382	305,9	11:14'13.775
16	37.034	33.564	22.497	27.343	2'00.438	303,4	11:16'14.213

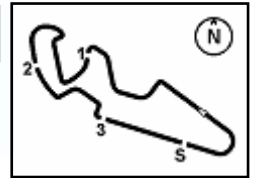
25° 16 G. RUIJL [1'59.931]							
Lap	Seg.1	Seg.2	Seg.3	Seg.4	Lap Time	km/h	Local Time
1		33.348	23.267	27.498		307,7	10:31'59.285
2	33.702	33.822	24.566	27.851	1'59.931	297,5	10:33'59.216
3	47.402	38.439	25.412	39.448	2'30.701P	237,4	10:36'29.917
4	10'11.814	36.251	23.951	40.377	11'52.393P	222,2	10:48'22.310
5	7'53.604	36.780	25.533	40.051	9'35.968P	187,5	10:57'58.278

22/09/2023

P = Pits In/Out - C = Lap Time Cancelled

These data/results cannot be reproduced, stored and/or transmitted in whole or in part by any manner of electronic, mechanical, photocopying, recording, broadcasting or otherwise now known or herein after developed without the previous express consent by the copyright owner, except for reproduction in daily press and regular printed publications on sale to the public within 60 days of the event related to those data/results and always provided that copyright symbol appears together as follows below.

© DORNA WSBK ORGANIZATION Srl 2023

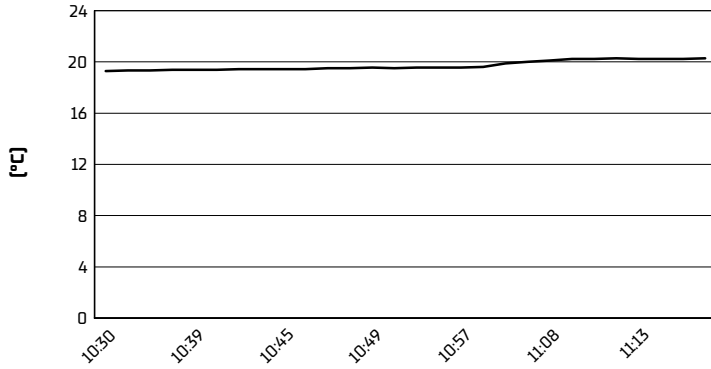


MotorLand Aragon 5.077 m

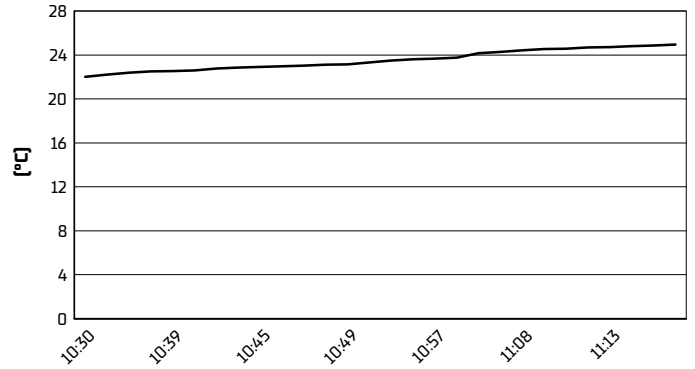
Tissot Aragon Round, 22-24 September 2023
Weather Report Free Practice 1st Session

Session started 10:30 - Session ended 11:17

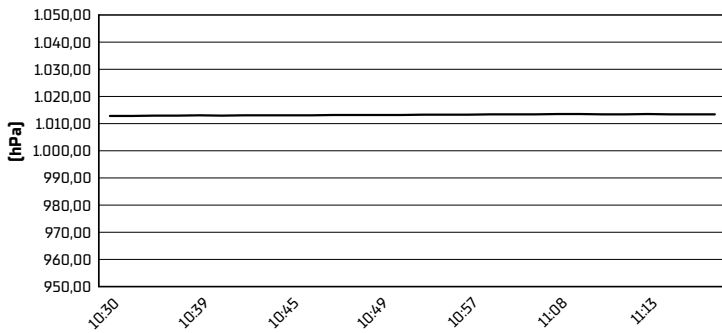
Air Temperature



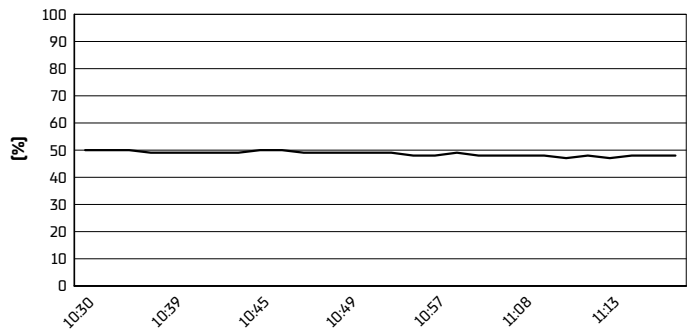
Track Temperature



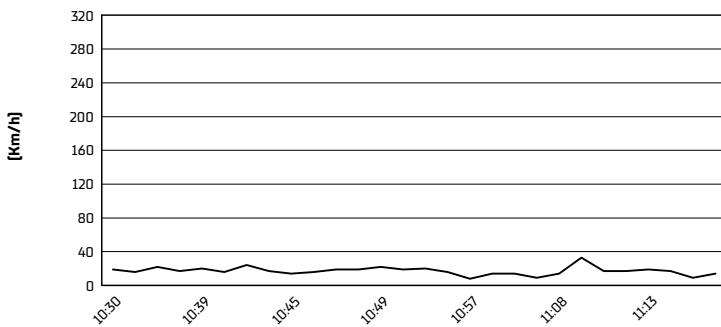
Air Pressure



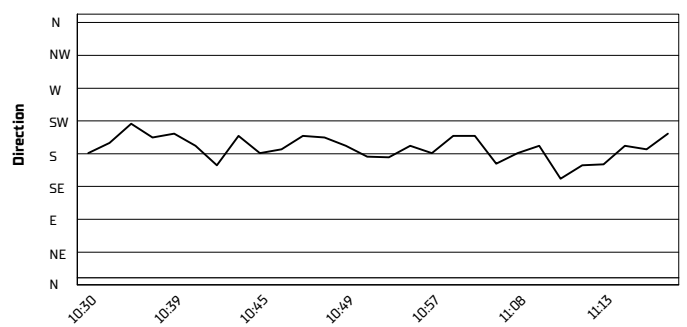
Humidity



Wind Speed



Wind Direction



22/09/2023

These data/results cannot be reproduced, stored and/or transmitted in whole or in part by any manner of electronic, mechanical, photocopying, recording, broadcasting or otherwise now known or herein after developed without the previous express consent by the copyright owner, except for reproduction in daily press and regular printed publications on sale to the public within 60 days of the event related to those data/results and always provided that copyright symbol appears together as follows below.

© DORNA WSBK ORGANIZATION Srl 2023