

## Tissot Aragon Round, 22-24 September 2023

### Chronological Analysis Free Practice 3rd Session

1 / 4

1° 9 D. PETRUCCI [1'48.808]							
Lap	Seg1	Seg2	Seg3	Seg4	Lap Time	km/h	Local Time
1		34.336	23.333	26.953		308,6	9:02'04.230
2	32.102	31.480	21.941	26.368	1'51.891	310,3	9:03'56.121
3	31.840	31.431	21.697	26.327	1'51.295	310,3	9:05'47.416
4	31.726	31.260	21.609	26.280	1'50.875	310,3	9:07'38.291
5	31.776	31.183	21.509	26.259	1'50.727	310,3	9:09'29.018
6	31.786	31.268	21.540	26.378	1'50.972	310,3	9:11'19.990
7	34.600	35.007	21.631	32.191	2'03.429P	313,0	9:13'23.419
8	5'14.816	31.335	21.375	25.897	6'33.423P	308,6	9:19'56.842
9	<b>31.064</b>	<b>30.614</b>	<b>21.260</b>	<b>25.870</b>	<b>1'48.808</b>	310,3	9:21'45.650
10	31.421	31.027	21.317	26.048	1'49.813	311,2	9:23'35.463
11	31.631	30.980	21.292	26.267	1'50.170	<b>315,8</b>	9:25'25.633
12	31.402	30.899	21.363	26.128	1'49.792	311,2	9:27'15.425
13	31.446	31.003	21.361	26.120	1'49.930	311,2	9:29'05.355
14	31.489	30.979	21.292	26.095	1'49.855	312,1	9:30'55.210

10	31.401	31.064	21.436	27.195	1'51.096	310,3	9:25'51.002
11	31.438	31.173	21.363	26.270	1'50.244	313,0	9:27'41.246
12	31.719	31.538	21.507	26.747	1'51.511	299,2	9:29'32.757
13	31.511	31.172	21.409	26.233	1'50.325	<b>314,9</b>	9:31'23.082

2° 1 A. BAUTISTA [1'48.886]							
Lap	Seg1	Seg2	Seg3	Seg4	Lap Time	km/h	Local Time
1		32.778	22.542	26.515		317,6	9:02'07.083
2	32.153	31.345	21.902	26.081	1'51.481	318,6	9:03'58.564
3	31.662	31.303	21.628	25.910	1'50.503	321,4	9:05'49.067
4	31.938	31.173	21.443	25.847	1'50.401	320,5	9:07'39.468
5	31.561	31.141	21.433	25.930	1'50.065	320,5	9:09'29.533
6	31.661	31.280	21.577	32.690	1'57.208P	315,8	9:11'26.741
7	4'01.282	31.292	21.472	25.826	5'19.872P	316,7	9:16'46.613
8	<b>31.194</b>	<b>30.721</b>	<b>21.119</b>	25.852	<b>1'48.886</b>	317,6	9:18'35.499
9	31.217	30.854	21.252	25.839	1'49.162	318,6	9:20'24.661
10	31.529	31.103	21.347	25.768	1'49.747	319,5	9:22'14.408
11	31.342	31.367	21.428	25.962	1'50.099	319,5	9:24'04.507
12	31.443	31.288	21.366	25.922	1'50.019	319,5	9:25'54.526
13	31.276	30.944	21.283	<b>25.735</b>	1'49.238	321,4	9:27'43.764
14	31.300	31.048	21.489	25.832	1'49.669	321,4	9:29'33.433
15	31.493	31.178	21.256	25.895	1'49.822	<b>323,4</b>	9:31'23.255

5° 99 F. MARINO [1'49.847]							
Lap	Seg1	Seg2	Seg3	Seg4	Lap Time	km/h	Local Time
1		32.770	27.957	26.624		306,8	9:02'39.736
2	32.084	31.622	21.812	26.665	1'52.183	308,6	9:04'31.919
3	32.061	31.550	21.963	26.597	1'52.171	308,6	9:06'24.090
4	32.042	31.635	21.792	26.553	1'52.022	307,7	9:08'16.112
5	32.192	31.557	21.909	26.496	1'52.154	309,5	9:10'08.266
6	31.931	31.493	21.868	26.626	1'51.918	307,7	9:12'00.184
7	32.149	31.681	21.847	26.612	1'52.289	310,3	9:13'52.473
8	32.005	31.654	21.667	26.597	1'51.923	309,5	9:15'44.396
9	32.058	31.690	21.687	26.724	1'52.159	307,7	9:17'36.555
10	32.028	31.614	21.583	26.590	1'51.815	309,5	9:19'28.370
11	33.567	32.664	22.116	32.267	2'00.614P	309,5	9:21'28.984
12	4'04.964	32.749	21.861	26.236	5'25.810P	306,8	9:26'54.794
13	31.553	<b>31.063</b>	21.364	26.050	1'50.030	315,8	9:28'44.824
14	<b>31.365</b>	31.094	<b>21.345</b>	<b>26.043</b>	<b>1'49.847</b>	<b>316,7</b>	9:30'34.671

6° 65 J. REA [1'49.898]							
Lap	Seg1	Seg2	Seg3	Seg4	Lap Time	km/h	Local Time
1		36.719	22.762	26.562		309,5	9:11'46.960
2	31.588	31.018	21.332	26.297	1'50.235	312,1	9:13'37.195
3	31.557	<b>30.924</b>	21.306	26.412	1'50.199	307,7	9:15'27.394
4	31.511	31.151	21.304	26.328	1'50.294	309,5	9:17'17.688
5	31.546	31.093	<b>21.211</b>	26.314	1'50.164	308,6	9:19'07.852
6	34.087	33.086	21.959	32.008	2'01.140P	308,6	9:21'08.992
7	4'24.830	32.808	21.695	26.284	5'45.617P	312,1	9:26'54.609
8	31.483	30.949	21.219	26.247	<b>1'49.898</b>	<b>313,0</b>	9:28'44.507
9	<b>31.456</b>	31.046	21.348	<b>26.228</b>	1'50.078	<b>313,0</b>	9:30'34.585

3° 87 R. GARDNER [1'49.363]							
Lap	Seg1	Seg2	Seg3	Seg4	Lap Time	km/h	Local Time
1		33.093	22.644	27.323		303,4	9:03'21.978
2	32.565	31.737	21.672	26.921	1'52.895	304,2	9:05'14.873
3	32.024	31.475	21.515	26.789	1'51.803	305,9	9:07'06.676
4	32.006	31.474	21.503	26.624	1'51.607C	306,8	9:08'58.283
5	31.940	31.281	21.550	26.407	1'51.178	307,7	9:10'49.461
6	33.574	33.123	21.905	27.105	1'55.707	305,9	9:12'45.168
7	32.100	31.436	21.480	26.571	1'51.587	307,7	9:14'36.755
8	31.777	31.234	21.444	26.460	1'50.915	307,7	9:16'27.670
9	31.750	31.245	21.423	26.386	1'50.804	308,6	9:18'18.474
10	33.883	32.598	21.813	32.832	2'01.126P	306,8	9:20'19.600
11	4'48.480	32.954	22.067	27.720	6'11.221P	303,4	9:26'30.821
12	<b>31.372</b>	<b>30.860</b>	<b>21.041</b>	<b>26.090</b>	<b>1'49.363</b>	<b>310,3</b>	9:28'20.184
13	31.424	30.961	21.131	26.208	1'49.724	<b>310,3</b>	9:30'09.908

7° 31 G. GERLOFF [1'50.016]							
Lap	Seg1	Seg2	Seg3	Seg4	Lap Time	km/h	Local Time
1		33.363	22.913	27.162		313,0	9:01'56.857
2	33.101	32.307	22.239	32.061	1'59.708P	312,1	9:03'56.565
3	2'43.753	32.752	21.971	26.417	4'04.893P	313,0	9:08'01.458
4	35.104	32.277	21.990	26.616	1'55.987	312,1	9:09'57.445
5	<b>31.440</b>	<b>31.098</b>	<b>21.319</b>	<b>26.159</b>	<b>1'50.016</b>	315,8	9:11'47.461
6	31.527	36.746	21.674	32.104	2'02.051P	314,0	9:13'49.512
7	6'06.824	31.445	21.482	26.350	7'26.101P	<b>317,6</b>	9:21'15.613
8	31.836	31.211	21.561	26.469	1'51.077	313,0	9:23'06.690
9	31.684	31.342	21.458	26.608	1'51.092C	314,0	9:24'57.782
10	32.713	32.125	21.609	32.283	1'58.730CP	312,1	9:26'56.512
11	2'25.153	36.823	22.504	26.988	3'51.468P	314,9	9:30'47.980

4° 55 A. LOCATELLI [1'49.498]							
Lap	Seg1	Seg2	Seg3	Seg4	Lap Time	km/h	Local Time
1		33.303	22.618	26.990		312,1	9:02'10.268
2	32.278	31.653	21.965	26.696	1'52.592	309,5	9:04'02.860
3	32.013	31.474	21.783	26.639	1'51.909	<b>314,9</b>	9:05'54.769
4	31.970	31.878	21.672	26.551	1'52.071	309,5	9:07'46.840
5	31.834	31.343	21.580	26.412	1'51.169	312,1	9:09'38.009
6	31.831	31.465	21.663	26.434	1'51.393	312,1	9:11'29.402
7	32.758	32.324	22.159	32.631	1'59.872P	308,6	9:13'29.274
8	7'16.872	34.876	22.854	26.532	8'41.134P	309,5	9:22'10.408
9	<b>31.378</b>	<b>30.844</b>	<b>21.278</b>	<b>25.998</b>	<b>1'49.498</b>	314,0	9:23'59.906

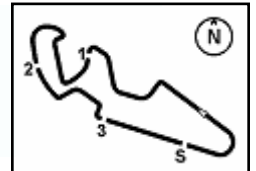
8° 7 I. LECUONA [1'50.119]							
Lap	Seg1	Seg2	Seg3	Seg4	Lap Time	km/h	Local Time
1		32.834	22.576	26.906		316,7	9:02'09.012
2	36.977	32.369	21.916	26.620	1'57.882	315,8	9:04'06.894
3	32.331	31.745	21.762	26.532	1'52.370	314,9	9:05'59.264
4	34.807	31.649	21.984	26.465	1'54.905	314,0	9:07'54.169
5	31.937	31.491	21.547	26.392	1'51.367	317,6	9:09'45.536
6	32.103	31.517	21.658	33.282	1'58.560P	313,0	9:11'44.096
7	6'18.291	32.008	21.569	26.347	7'38.215P	313,0	9:19'22.311
8	31.509	31.270	21.487	26.401	1'50.667	311,2	9:21'12.978
9	32.936	33.992	25.368	32.471	2'04.767P	305,1	9:23'17.745
10	4'02.153	31.851	21.471	<b>26.165</b>	5'21.640P	318,6	9:28'39.385
11	<b>31.480</b>	<b>31.123</b>	<b>21.324</b>	26.192	<b>1'50.119</b>	<b>323,4</b>	9:30'29.504

23/09/2023

P = Pits In/Out - C = Lap Time Cancelled

These data/results cannot be reproduced, stored and/or transmitted in whole or in part by any manner of electronic, mechanical, photocopying, recording, broadcasting or otherwise now known or herein after developed without the previous express consent by the copyright owner, except for reproduction in daily press and regular printed publications on sale to the public within 60 days of the event related to those data/results and always provided that copyright symbol appears together as follows below.

© DORNA WSBK ORGANIZATION Srl 2023



## Tissot Aragon Round, 22-24 September 2023

### Chronological Analysis Free Practice 3rd Session

9° 76 L. BAZ [1'50.142]							
Lap	Seg1	Seg2	Seg3	Seg4	Lap Time	km/h	Local Time
1		33.412	23.377	27.276		303,4	9:01'57.159
2	33.033	32.264	22.481	26.786	1'54.564	<b>314,9</b>	9:03'51.723
3	32.356	31.629	21.630	26.411	1'52.026	311,2	9:05'43.749
4	31.847	31.885	21.868	33.046	1'58.646P	305,9	9:07'42.395
5	6'56.463	31.965	21.897	26.515	8'16.840P	310,3	9:15'59.235
6	<b>31.509</b>	<b>30.948</b>	21.526	<b>26.159</b>	<b>1'50.142</b>	313,0	9:17'49.377
7	31.744	31.291	<b>21.479</b>	26.197	1'50.711	313,0	9:19'40.088
8	32.008	31.475	21.676	26.516	1'51.675	307,7	9:21'31.763
9	35.381	32.264	21.832	26.589	1'56.066	307,7	9:23'27.829
10	31.880	31.440	21.622	26.507	1'51.449	309,5	9:25'19.278
11	31.852	31.718	21.714	26.630	1'51.914	308,6	9:27'11.192
12	32.077	35.292	21.682	26.722	1'55.773	311,2	9:29'06.965
13	32.348	31.741	21.991	32.767	1'58.847P	307,7	9:31'05.812

12	1'29.396	32.988	21.884	26.389	2'50.657P	311,2	9:28'22.101
13	31.640	<b>31.165</b>	<b>21.459</b>	<b>26.130</b>	<b>1'50.394</b>	313,0	9:30'12.495

10° 21 M. RINALDI [1'50.207]							
Lap	Seg1	Seg2	Seg3	Seg4	Lap Time	km/h	Local Time
1		31.888	21.777	26.604		309,5	9:02'59.166
2	32.220	31.468	21.609	26.323	1'51.620	311,2	9:04'50.786
3	31.691	31.215	21.650	26.201	1'50.757	313,0	9:06'41.543
4	31.605	31.349	21.521	26.231	1'50.706C	312,1	9:08'32.249
5	31.562	31.221	<b>21.346</b>	<b>26.078</b>	<b>1'50.207</b>	314,0	9:10'22.456
6	<b>31.501</b>	<b>31.150</b>	21.469	26.218	1'50.338	313,0	9:12'12.794
7	33.018	31.742	22.083	26.343	1'53.186	314,0	9:14'05.980
8	31.741	31.282	21.634	26.208	1'50.865	<b>315,8</b>	9:15'56.845
9	32.474	31.598	21.846	26.334	1'52.252	312,1	9:17'49.097
10	31.758	31.238	21.491	26.144	1'50.631	314,9	9:19'39.728
11	33.488	32.574	22.409	33.856	2'02.327P	307,7	9:21'42.055
12	3'44.295	31.859	21.726	26.347	5'04.227P	314,0	9:26'46.282
13	31.694	31.282	21.573	26.367	1'50.916C	<b>315,8</b>	9:28'37.198
14	31.747	31.388	21.609	26.229	1'50.973	<b>315,8</b>	9:30'28.171

13° 97 X. VIERGE [1'50.427]							
Lap	Seg1	Seg2	Seg3	Seg4	Lap Time	km/h	Local Time
1			32.967	22.451	26.627	314,0	9:02'22.988
2	32.125	31.777	21.967	26.351	1'52.220	315,8	9:04'15.208
3	31.914	31.445	21.835	26.489	1'51.683	316,7	9:06'06.891
4	31.817	31.564	21.733	26.243	1'51.357	317,6	9:07'58.248
5	31.947	31.615	21.940	26.313	1'51.815	<b>323,4</b>	9:09'50.063
6	31.934	31.742	22.198	33.974	1'59.848P	307,7	9:11'49.911
7	5'29.181	31.638	21.755	<b>26.141</b>	6'48.715P	316,7	9:18'38.626
8	<b>31.570</b>	<b>31.122</b>	21.477	26.258	<b>1'50.427</b>	317,6	9:20'29.053
9	31.642	31.247	<b>21.431</b>	26.269	1'50.589	317,6	9:22'19.642
10	31.648	31.383	21.611	26.336	1'50.978	316,7	9:24'10.620
11	31.850	31.602	21.909	26.448	1'51.809	315,8	9:26'02.429
12	33.303	33.429	22.399	27.892	1'57.023	305,1	9:27'59.452
13	33.084	32.779	22.263	33.772	2'01.898	302,5	9:30'01.350

14° 60 M. VAN DER MARK [1'50.499]							
Lap	Seg1	Seg2	Seg3	Seg4	Lap Time	km/h	Local Time
1		33.276	23.271	26.802		309,5	9:01'56.931
2	33.115	32.265	22.447	26.919	1'54.746	314,9	9:03'51.677
3	32.088	31.370	21.483	26.444	1'51.385	310,3	9:05'43.062
4	31.885	31.268	21.638	26.454	1'51.245	309,5	9:07'34.307
5	31.852	31.387	21.596	26.380	1'51.215	308,6	9:09'25.522
6	31.890	31.400	21.466	26.471	1'51.227	310,3	9:11'16.749
7	31.928	31.421	21.609	26.411	1'51.369	310,3	9:13'08.118
8	37.796	34.479	25.117	26.387	2'03.779	314,0	9:15'11.897
9	32.093	31.450	21.589	33.023	1'58.155P	310,3	9:17'10.052
10	4'06.630	32.617	21.958	<b>26.134</b>	5'27.339P	311,2	9:22'37.391
11	<b>31.479</b>	35.519	21.812	26.350	1'55.160	312,1	9:24'32.551
12	31.682	31.196	<b>21.430</b>	26.191	<b>1'50.499</b>	314,0	9:26'23.050
13	31.748	<b>31.156</b>	35.428	28.890	2'07.222	287,2	9:28'30.272
14	31.932	31.391	21.831	26.369	1'51.523	<b>316,7</b>	9:30'21.795

11° 54 T. RAZGATLIOGLU [1'50.369]							
Lap	Seg1	Seg2	Seg3	Seg4	Lap Time	km/h	Local Time
1		32.346	22.133	26.674		311,2	9:02'07.918
2	32.168	31.387	21.552	26.610	1'51.717	<b>314,9</b>	9:03'59.635
3	32.033	31.493	21.322	26.448	1'51.296	312,1	9:05'50.931
4	31.891	31.478	21.751	26.433	1'51.553	313,0	9:07'42.484
5	31.799	31.377	21.301	26.399	1'50.876	313,0	9:09'33.360
6	31.978	31.504	21.421	26.541	1'51.444	309,5	9:11'24.804
7	32.005	31.380	21.527	26.525	1'51.437	309,5	9:13'16.241
8	34.118	32.122	21.669	33.198	2'01.107P	307,7	9:15'17.348
9	5'28.456	35.139	22.086	<b>26.182</b>	6'51.863P	<b>314,9</b>	9:22'09.211
10	<b>31.559</b>	31.273	21.265	<b>26.272</b>	<b>1'50.369</b>	309,5	9:23'59.580
11	31.587	<b>31.125</b>	21.220	26.344	1'50.276C	311,2	9:25'49.856
12	31.756	31.234	<b>21.182</b>	26.301	1'50.473	313,0	9:27'40.329
13	32.346	31.523	21.351	26.426	1'51.646	310,3	9:29'31.975
14	31.757	31.285	21.328	37.228	2'01.598	311,2	9:31'33.573

15° 5 P. OETTL [1'50.561]							
Lap	Seg1	Seg2	Seg3	Seg4	Lap Time	km/h	Local Time
1		32.214	22.423	26.565		307,7	9:02'16.618
2	32.464	33.413	22.001	26.369	1'54.247	310,3	9:04'10.865
3	32.172	31.648	21.774	26.279	1'51.873	312,1	9:06'02.738
4	33.411	31.555	21.735	26.180	1'52.881	<b>317,6</b>	9:07'55.619
5	31.804	31.702	21.947	<b>25.980</b>	1'51.433	315,8	9:09'47.052
6	31.902	31.451	21.663	26.177	1'51.193	311,2	9:11'38.245
7	37.449	32.056	22.222	32.225	2'03.952P	305,1	9:13'42.197
8	5'22.256	31.740	21.679	27.135	6'42.810P	298,3	9:20'25.007
9	33.387	34.174	<b>21.466</b>	26.095	1'55.122	313,0	9:22'20.129
10	<b>31.425</b>	31.211	21.830	26.827	1'51.293	303,4	9:24'11.422
11	31.581	<b>31.185</b>	23.181	26.271	1'52.218	311,2	9:26'03.640
12	31.538	31.418	21.587	26.018	<b>1'50.561</b>	310,3	9:27'54.201
13	31.588	31.396	21.639	26.122	1'50.745	310,3	9:29'44.946
14	31.814	31.542	21.797	26.289	1'51.442	309,5	9:31'36.388

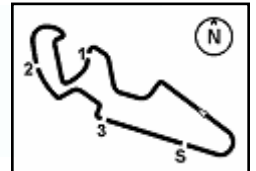
12° 47 A. BASSANI [1'50.394]							
Lap	Seg1	Seg2	Seg3	Seg4	Lap Time	km/h	Local Time
1		33.103	22.869	26.795		315,8	9:02'10.405
2	32.867	31.844	21.840	26.480	1'53.031	314,0	9:04'03.436
3	32.360	31.606	21.900	26.487	1'52.353	314,0	9:05'55.789
4	32.184	31.590	22.003	26.416	1'52.193	<b>319,5</b>	9:07'47.982
5	33.238	32.084	22.392	32.125	1'59.839P	313,0	9:09'47.821
6	5'00.107	31.940	21.954	26.502	6'20.503P	308,6	9:16'08.324
7	31.859	31.253	21.531	26.290	1'50.933	312,1	9:17'59.257
8	<b>31.593</b>	31.183	21.536	26.314	1'50.626	310,3	9:19'49.883
9	31.841	31.589	21.600	26.339	1'51.369	312,1	9:21'41.252
10	31.918	31.476	21.618	26.303	1'51.315	311,2	9:23'32.567
11	32.460	31.675	22.122	32.620	1'58.877P	311,2	9:25'31.444

16° 45 S. REDDING [1'50.707]							
Lap	Seg1	Seg2	Seg3	Seg4	Lap Time	km/h	Local Time
1		34.008	23.578	26.997		307,7	9:02'04.617
2	32.155	31.522	21.955	26.576	1'52.208C	314,0	9:03'56.825
3	32.096	31.472	21.862	26.589	1'52.019	312,1	9:05'48.844
4	32.357	31.566	21.954	26.481	1'52.358	313,0	9:07'41.202
5	32.041	31.471	21.826	26.480	1'51.818	313,0	9:09'33.020
6	32.151	31.988	21.698	26.408	1'52.245	314,0	9:11'25.265
7	31.967	31.379	21.676	26.437	1'51.459	<b>314,9</b>	9:13'16.724

23/09/2023 P = Pits In/Out - C = Lap Time Cancelled

These data/results cannot be reproduced, stored and/or transmitted in whole or in part by any manner of electronic, mechanical, photocopying, recording, broadcasting or otherwise now known or herein after developed without the previous express consent by the copyright owner, except for reproduction in daily press and regular printed publications on sale to the public within 60 days of the event related to those data/results and always provided that copyright symbol appears together as follows below.

© DORNA WSBK ORGANIZATION Srl 2023



## Tissot Aragon Round, 22-24 September 2023

### Chronological Analysis Free Practice 3rd Session

3 / 4

8	33.812	32.326	22.057	32.633	2'00.828P	313,0	9:15'17.552
9	8'10.250	33.432	22.523	26.720	9'32.925P	308,6	9:24'50.477
10	<b>31.816</b>	<b>31.034</b>	<b>21.506</b>	<b>26.351</b>	<b>1'50.707</b>	313,0	9:26'41.184
11	31.831	31.269	23.593	29.920	1'56.613	299,2	9:28'37.797
12	32.181	31.391	21.520	26.496	1'51.588	314,0	9:30'29.385

2	35.045	33.076	22.243	26.751	1'57.115	<b>313,0</b>	9:04'07.329
3	32.604	32.100	21.968	26.797	1'53.469	309,5	9:06'00.798
4	32.753	31.985	22.017	26.902	1'53.657	300,8	9:07'54.455
5	32.586	31.913	21.858	26.785	1'53.142	305,9	9:09'47.597
6	38.928	34.556	23.392	35.152	2'12.028P	300,8	9:11'59.625
7	5'19.957	32.603	21.883	26.704	6'41.147P	307,7	9:18'40.772
8	32.596	31.696	21.722	<b>26.645</b>	1'52.659	309,5	9:20'33.431
9	<b>32.498</b>	<b>31.626</b>	21.666	26.670	<b>1'52.460</b>	307,7	9:22'25.891
10	37.004	34.485	23.327	27.230	2'02.046	307,7	9:24'27.937
11	32.912	32.091	21.996	27.034	1'54.033	305,1	9:26'21.970
12	32.501	31.831	21.714	26.816	1'52.862	306,8	9:28'14.832
13	32.530	31.787	<b>21.663</b>	26.760	1'52.740	306,8	9:30'07.572

17° 28 B. RAY [1'50.939]							
Lap	Seg.1	Seg.2	Seg.3	Seg.4	Lap Time	km/h	Local Time
1		34.431	23.258	27.907		301,7	9:02'04.991
2	33.046	32.006	22.187	26.896	1'54.135	306,8	9:03'59.126
3	32.952	33.334	22.257	27.176	1'55.719C	307,7	9:05'54.845
4	32.557	31.913	21.862	26.665	1'52.997	<b>313,0</b>	9:07'47.842
5	33.985	32.544	22.453	34.175	2'03.157P	307,7	9:09'50.999
6	5'13.847	32.979	22.685	29.235	6'38.746P	296,7	9:16'29.745
7	32.289	32.087	21.815	26.682	1'52.873	305,9	9:18'22.618
8	32.374	31.617	21.945	26.663	1'52.599	309,5	9:20'15.217
9	32.923	32.527	22.060	35.143	2'02.653P	305,9	9:22'17.870
10	2'05.094	32.533	21.952	26.855	3'26.434P	306,8	9:25'44.304
11	32.023	<b>31.229</b>	<b>21.409</b>	26.458	1'51.119	308,6	9:27'35.423
12	<b>31.728</b>	31.320	21.495	<b>26.396</b>	<b>1'50.939</b>	307,7	9:29'26.362
13	31.946	31.439	21.758	26.909	1'52.052	307,7	9:31'18.414

22° 32 I. VINALES [1'52.849]							
Lap	Seg.1	Seg.2	Seg.3	Seg.4	Lap Time	km/h	Local Time
1		35.580	22.877	35.112		261,5	9:02'40.755
2	32.482	32.018	21.860	27.141	1'53.501	297,5	9:04'34.256
3	32.491	31.943	21.891	27.152	1'53.477	297,5	9:06'27.733
4	32.494	34.446	23.617	34.760	2'05.317	259,6	9:08'33.050
5	<b>32.290</b>	31.866	<b>21.721</b>	<b>26.972</b>	<b>1'52.849</b>	298,3	9:10'25.899
6	32.468	32.017	21.840	27.135	1'53.460	297,5	9:12'19.359
7	33.534	32.937	22.239	33.436	2'02.146P	295,9	9:14'21.505
8	7'27.958	32.376	22.242	27.315	8'49.891P	296,7	9:23'11.396
9	32.747	32.460	21.974	26.996	1'54.177	298,3	9:25'05.573
10	32.580	31.998	21.996	27.084	1'53.658	300,0	9:26'59.231
11	32.475	31.845	21.782	27.022	1'53.124	300,8	9:28'52.355
12	32.319	<b>31.797</b>	21.764	26.988	1'52.868	<b>305,9</b>	9:30'45.223

18° 34 L. BALDASSARRI [1'51.155]							
Lap	Seg.1	Seg.2	Seg.3	Seg.4	Lap Time	km/h	Local Time
1		33.445	22.754	27.187		298,3	9:01'56.569
2	33.265	32.282	22.220	27.410	1'55.177	301,7	9:03'51.746
3	33.101	34.939	22.139	27.113	1'57.292	302,5	9:05'49.038
4	32.512	31.970	22.003	26.821	1'53.306	<b>306,8</b>	9:07'42.344
5	32.443	31.825	21.994	26.833	1'53.095	305,9	9:09'35.439
6	32.528	32.019	22.091	26.997	1'53.635	304,2	9:11'29.074
7	32.618	32.116	22.237	34.335	2'01.306P	290,3	9:13'30.380
8	6'10.469	32.986	22.395	26.589	7'32.439P	301,7	9:21'02.819
9	<b>31.738</b>	<b>31.212</b>	<b>21.728</b>	<b>26.477</b>	<b>1'51.155</b>	303,4	9:22'53.974
10	31.966	31.542	21.791	26.711	1'52.010	303,4	9:24'45.984
11	31.974	31.358	21.807	26.611	1'51.750	302,5	9:26'37.734
12	32.029	31.488	21.774	26.622	1'51.913	304,2	9:28'29.647
13	31.976	31.514	21.808	26.643	1'51.941	304,2	9:30'21.588

23° 51 E. GRANADO [1'53.455]							
Lap	Seg.1	Seg.2	Seg.3	Seg.4	Lap Time	km/h	Local Time
1		34.093	22.832	27.121		308,6	9:02'24.199
2	33.235	32.417	22.264	27.091	1'55.007	305,9	9:04'19.206
3	32.723	32.130	22.187	27.001	1'54.041	306,8	9:06'13.247
4	32.696	32.209	22.209	27.048	1'54.162	305,9	9:08'07.409
5	32.700	32.151	22.108	26.867	1'53.826	305,1	9:10'01.235
6	32.563	43.651	23.033	28.246	2'07.493C	300,0	9:12'08.728
7	32.988	32.088	22.098	26.980	1'54.154	305,9	9:14'02.882
8	32.575	<b>32.074</b>	22.105	26.973	1'53.727	305,9	9:15'56.609
9	35.394	36.340	22.957	34.294	2'08.985P	304,2	9:18'05.594
10	6'17.114	33.739	22.455	27.055	7'40.363P	307,7	9:25'45.957
11	32.791	32.124	22.095	27.002	1'54.012	308,6	9:27'39.969
12	32.860	32.422	22.177	<b>26.749</b>	1'54.208	<b>314,0</b>	9:29'34.177
13	<b>32.451</b>	32.092	<b>21.976</b>	26.936	<b>1'53.455</b>	310,3	9:31'27.632

19° 53 T. RABAT [1'51.879]							
Lap	Seg.1	Seg.2	Seg.3	Seg.4	Lap Time	km/h	Local Time
1		32.909	22.934	27.116		307,7	9:02'05.429
2	32.958	32.014	22.305	26.786	1'54.063	<b>310,3</b>	9:03'59.492
3	32.867	32.214	22.391	26.888	1'54.360	307,7	9:05'53.852
4	32.639	32.062	22.284	26.772	1'53.757	308,6	9:07'47.609
5	32.311	31.712	21.900	26.689	1'52.612	307,7	9:09'40.221
6	32.415	31.707	22.066	32.604	1'58.792P	305,9	9:11'39.013
7	6'23.558	32.189	21.951	26.611	7'44.309P	305,9	9:19'23.322
8	32.212	<b>31.483</b>	21.920	26.863	1'52.478	307,7	9:21'15.800
9	32.385	31.585	<b>21.745</b>	26.535	1'52.250	308,6	9:23'08.050
10	<b>31.983</b>	31.638	21.777	<b>26.481</b>	<b>1'51.879</b>	308,6	9:24'59.929
11	32.152	31.568	21.786	26.758	1'52.264	309,5	9:26'52.193
12	42.412	35.317	24.321	35.690	2'17.740P	303,4	9:29'09.933

24° 52 D. KONIG [1'54.064]							
Lap	Seg.1	Seg.2	Seg.3	Seg.4	Lap Time	km/h	Local Time
1		33.717	23.398	27.600		303,4	9:02'11.606
2	33.014	32.378	22.353	27.383	1'55.128	300,8	9:04'06.734
3	33.078	32.620	22.198	27.134	1'55.030	<b>304,2</b>	9:06'01.764
4	32.813	32.334	<b>22.102</b>	27.151	1'54.400	300,8	9:07'56.164
5	32.692	32.186	22.203	27.236	1'54.317	301,7	9:09'50.481
6	32.728	32.296	22.135	27.098	1'54.257	301,7	9:11'44.738
7	32.679	<b>32.143</b>	22.282	35.106	2'02.210P	286,5	9:13'46.948
8	6'27.165	33.151	22.935	33.846	7'57.097P	295,1	9:21'44.045
9	3'49.591	33.612	22.515	27.165	5'12.883P	301,7	9:26'56.928
10	32.637	32.250	22.111	27.157	1'54.155	301,7	9:28'51.083
11	<b>32.635</b>	32.174	22.160	<b>27.095</b>	<b>1'54.064</b>	301,7	9:30'45.147

20° 77 D. AEGERTER [1'52.197]							
Lap	Seg.1	Seg.2	Seg.3	Seg.4	Lap Time	km/h	Local Time
1		33.935	23.090	28.630		274,1	9:02'36.449
2	33.028	32.242	22.181	26.677	1'54.128	<b>307,7</b>	9:04'30.577
3	32.318	<b>31.737</b>	<b>21.698</b>	<b>26.444</b>	<b>1'52.197</b>	<b>307,7</b>	9:06'22.774

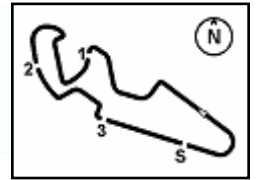
25° 16 G. RUIU							
Lap	Seg.1	Seg.2	Seg.3	Seg.4	Lap Time	km/h	Local Time
1		<b>37.670</b>	33.358	40.800		<b>208,9</b>	9:02'26.652
2	3'31.927	41.776	<b>30.460</b>	42.091	5'26.254P	190,1	9:07'52.906

21° 35 H. SYAHRIN [1'52.460]							
Lap	Seg.1	Seg.2	Seg.3	Seg.4	Lap Time	km/h	Local Time
1		33.652	22.873	27.211		309,5	9:02'10.214

23/09/2023 P = Pits In/Out - C = Lap Time Cancelled

These data/results cannot be reproduced, stored and/or transmitted in whole or in part by any manner of electronic, mechanical, photocopying, recording, broadcasting or otherwise now known or herein after developed without the previous express consent by the copyright owner, except for reproduction in daily press and regular printed publications on sale to the public within 60 days of the event related to those data/results and always provided that copyright symbol appears together as follows below.

© DORNA WSBK ORGANIZATION Srl 2023



**Tissot Aragon Round, 22-24 September 2023**  
**Chronological Analysis Free Practice 3rd Session**

3 14'32.133 42.541 32.052 46.613 16'33.339P 168,2 9:24'26.245

23/09/2023 P = Pits In/Out - C = Lap Time Cancelled

These data/results cannot be reproduced, stored and/or transmitted in whole or in part by any manner of electronic, mechanical, photocopying, recording, broadcasting or otherwise now known or herein after developed without the previous express consent by the copyright owner, except for reproduction in daily press and regular printed publications on sale to the public within 60 days of the event related to those data/results and always provided that copyright symbol appears together as follows below.

© DORNA WSBK ORGANIZATION Srl 2023