

MotorLand Aragon 5.077 m

## Tissot Aragon Round, 22-24 September 2023 Results Race 1

Laps 15 = 76,155 Km - Time of Race 28'41.508 - Avg. 159,255 km/h

1 / 2

Pos	Grid	No. Rider	Nat	Team	Bike	Class	LL	Gap	Rel.	Fastest Lap	Speed	Qualifying	Speed
1	1	<b>11 N. BULEGA</b>	ITA	Aruba.it Racing WorldSSP Team	Ducati Panigale V2		15			1'53.488	272,7	1'52.306	275,5
2	7	<b>23 M. SCHROETTER</b>	GER	MV Agusta Reparto Corse	MV Agusta F3 800 RR		15	<b>3.581</b>	3.581	1'54.369	277,6	1'53.220	274,8
3	2	<b>55 Y. MONTELLA</b>	ITA	Barni Spark Racing Team	Ducati Panigale V2		15	<b>4.106</b>	0.525	1'54.191	271,4	1'53.030	274,8
4	3	<b>64 F. CARICASULO</b>	ITA	Althea Racing Team	Ducati Panigale V2		15	<b>4.306</b>	0.200	1'54.490	275,5	1'53.170	279,8
5	5	<b>3 R. DE ROSA</b>	ITA	Orelac Racing Verdnatura	Ducati Panigale V2		15	<b>5.830</b>	1.524	1'54.473	272,7	1'53.363	274,1
6	10	<b>54 B. SOFUOGLU</b>	TUR	MV Agusta Reparto Corse	MV Agusta F3 800 RR		15	<b>6.763</b>	0.933	1'54.445	280,5	1'53.724	277,6
7	8	<b>9 J. NAVARRO</b>	ESP	Ten Kate Racing Yamaha	Yamaha YZF R6		15	<b>10.718</b>	3.955	1'54.727	276,9	1'53.619	274,8
8P	9	<b>28 G. VAN STRAALEN</b>	NED	EAB Racing Team	Yamaha YZF R6		15	<b>10.750</b>	0.032	1'54.673	275,5	1'53.650	275,5
9	12	<b>66 N. TUULI</b>	FIN	PTR Triumph	Triumph Street Triple RS 765		15	<b>10.786</b>	0.036	1'54.672	275,5	1'53.879	276,2
10	14	<b>94 V. DEBISE</b>	FRA	GMT94 Yamaha	Yamaha YZF R6		15	<b>11.751</b>	0.965	1'54.653	272,0	1'54.067	272,7
11	4	<b>62 S. MANZI</b>	ITA	Ten Kate Racing Yamaha	Yamaha YZF R6		15	<b>12.050</b>	0.299	1'54.409	270,0	1'53.337	274,1
12	17	<b>72 Y. RUIZ</b>	ESP	MDR Offitec Yamaha	Yamaha YZF R6		15	<b>22.001</b>	9.951	1'55.329	268,0	1'54.584	270,7
13	16	<b>27 A. DIAZ</b>	ESP	Arco Yart Yamaha WorldSSP	Yamaha YZF R6	*	15	<b>22.045</b>	0.044	1'55.117	272,0	1'54.493	277,6
14	11	<b>29 N. SPINELLI</b>	ITA	VFT Racing WEBIKE Yamaha	Yamaha YZF R6		15	<b>22.571</b>	0.526	1'55.159	275,5	1'53.873	274,1
15	24	<b>50 O. VOSTATEK</b>	CZE	PTR Triumph	Triumph Street Triple RS 765		15	<b>26.792</b>	4.221	1'55.701	276,9	1'55.396	272,0
16	21	<b>48 L. DALLA PORTA</b>	ITA	Evan Bros. WorldSSP Yamaha Team	Yamaha YZF R6		15	<b>28.460</b>	1.668	1'55.789	275,5	1'54.900	277,6
17	20	<b>61 C. ONCU</b>	TUR	Kawasaki Puccetti Racing	Kawasaki ZX-6R		15	<b>31.109</b>	2.649	1'55.651	276,2	1'54.699	278,4
18	18	<b>71 T. EDWARDS</b>	AUS	Yart-Yamaha WorldSSP Team	Yamaha YZF R6	*	15	<b>31.166</b>	0.057	1'55.546	279,1	1'54.588	274,8
19	25	<b>51 A. SARMOON</b>	THA	Yamaha Thailand Racing Team	Yamaha YZF R6		15	<b>33.293</b>	2.127	1'55.943	273,4	1'55.446	274,1
20	23	<b>22 F. FULIGNI</b>	ITA	Orelac Racing Verdnatura	Ducati Panigale V2	*	15	<b>36.050</b>	2.757	1'56.236	272,0	1'55.380	273,4
21	22	<b>73 M. KOFLER</b>	AUT	D34G Racing	Ducati Panigale V2	*	15	<b>43.431</b>	7.381	1'56.511	272,0	1'55.202	274,1
22	26	<b>68 L. POWER</b>	AUS	Motozoo ME AIR Racing	Kawasaki ZX-6R	*	15	<b>45.466</b>	2.035	1'56.486	268,0	1'55.698	266,7
23	30	<b>35 L. TACCINI</b>	ITA	Vince64 by Puccetti Racing	Kawasaki ZX-6R		15	<b>49.340</b>	3.874	1'56.702	275,5	1'56.962	273,4
24	27	<b>16 Y. OKAYA</b>	JPN	ProDina Kawasaki Racing	Kawasaki ZX-6R	*	15	<b>49.380</b>	0.040	1'56.568	271,4	1'55.759	272,7
25	29	<b>26 M. NORRODIN</b>	MAS	PETRONAS MIE Racing Honda Team	Honda CBR600RR		15	<b>49.451</b>	0.071	1'56.376	270,0	1'56.047	268,7
26	28	<b>95 T. MACKENZIE</b>	GBR	PETRONAS MIE Racing Honda Team	Honda CBR600RR		15	<b>50.157</b>	0.706	1'56.629	272,0	1'55.905	266,0
<b>-----Not Classified-----</b>													
RET	6	<b>99 A. HUERTAS</b>	ESP	MTM Kawasaki	Kawasaki ZX-6R		9	<b>6 Laps</b>		1'54.501	276,9	1'53.369	274,8
RET	15	<b>41 H. GARZO VICENT</b>	ESP	Yamaha Thailand Racing Team	Yamaha YZF R6		8	<b>7 Laps</b>		1'55.811	268,0	1'54.228	274,8
RET	13	<b>69 T. BOOTH-AMOS</b>	GBR	Motozoo ME AIR Racing	Kawasaki ZX-6R	*	6	<b>9 Laps</b>		1'54.903	273,4	1'53.933	273,4
RET	19	<b>17 J. MCPHEE</b>	GBR	D34G Racing	Ducati Panigale V2		1	<b>14 Laps</b>			268,7	1'54.659	278,4

AIR	Humidity:	32%	Temp:	26°C
TRACK	Condition:	Dry	Temp:	36°C

Records	Pole [SP]	2023	N.Bulega	1'52.306	162,745 Km/h
	Race [RC2]	2022	D.Aegerter	1'53.639	160,836 Km/h
	All Times [SP]	2023	N.Bulega	1'52.306	162,745 Km/h
Race Fastest Lap	[New Record]	Lap 2	N.Bulega	1'53.488	161,050 Km/h

LAP LEADERS				
No. Rider	From	To	Laps	Total
<b>11 N. BULEGA</b>	1	15	15	15

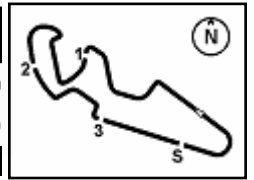
TOTAL LEADER LAPS	
No. Rider	Laps
<b>11 N. BULEGA</b>	218
<b>62 S. MANZI</b>	40
<b>61 C. ONCU</b>	28
<b>54 B. SOFUOGLU</b>	17
<b>95 T. MACKENZIE</b>	9
<b>64 F. CARICASULO</b>	8
<b>23 M. SCHROETTER</b>	1
<b>94 V. DEBISE</b>	1

\* WorldSSP Challenge

23/09/2023 15:15 15:49 The results are provisional until the end of the time limit for protests and appeals and the completion of the technical checks.

These data/results cannot be reproduced, stored and/or transmitted in whole or in part by any manner of electronic, mechanical, photocopying, recording, broadcasting or otherwise now known or herein after developed without the previous express consent by the copyright owner, except for reproduction in daily press and regular printed publications on sale to the public within 60 days of the event related to those data/results and always provided that copyright symbol appears together as follows below.

© DORNA WSBK ORGANIZATION Srl 2023



MotorLand Aragon 5.077 m

**Tissot Aragon Round, 22-24 September 2023**  
**Results Race 1**

**Race Highlights**

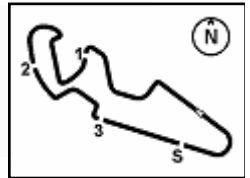
Time	No. Rider	Description
15.12.54		Warm-up Lap Started
15.15.39		Start
15.16.07	<b>71 T. EDWARDS</b>	Long Lap Penalty - Slow Online during FP2
15.17.10		No Jump Starts
15.18.12	<b>17 J. MCPHEE</b>	Crashed - Turn 3
15.18.33	<b>71 T. EDWARDS</b>	LLP Completed
15.18.59	<b>17 J. MCPHEE</b>	Not Actively Competing
15.26.31	<b>69 T. BOOTH-AMOS</b>	Technical Problem - Turn 7
15.30.22	<b>69 T. BOOTH-AMOS</b>	Not Actively Competing
15.32.08	<b>41 H. GARZO VICENT</b>	Crashed - Turn 7
15.34.29	<b>99 A. HUERTAS</b>	Technical Problem - Turn 15
15.34.40		2/3 of Race Distance Completed
15.35.41	<b>41 H. GARZO VICENT</b>	Not Actively Competing
15.36.04	<b>99 A. HUERTAS</b>	Not Actively Competing
15.44.06	<b>62 S. MANZI</b>	On the Gravel - Re-Joined - Turn 15
15.46.20		Podium Confirmed
15.49.04		End Of Session
16.04.13	<b>28 G. VAN STRAALEN</b>	Penalized to Drop 1 Position - Exceeded Track Limits (Final Lap) - Turn 7

Start      End      The results are provisional until the end of the time limit for protests and appeals and the completion of the technical checks.

23/09/2023      15:15      15:49

These data/results cannot be reproduced, stored and/or transmitted in whole or in part by any manner of electronic, mechanical, photocopying, recording, broadcasting or otherwise now known or herein after developed without the previous express consent by the copyright owner, except for reproduction in daily press and regular printed publications on sale to the public within 60 days of the event related to those data/results and always provided that copyright symbol appears together as follows below.

© DORNA WSBK ORGANIZATION Srl 2023



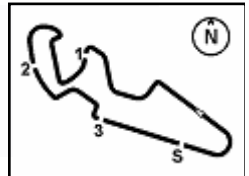
**Tissot Aragon Round, 22-24 September 2023**  
**Championship Standings**

MotorLand Aragon 5.077 m

Rank	Rider	Points	Points From First	Points From Previous	February 26 PHILLIP ISLAND		March 5 MANDALIKA		April 23 ASSEN		May 7 BARCELONA		June 4 MISANO		July 2 DONINGTON PARK		July 16 IMOLA		July 30 MOST		September 10 MAGNY-COURS		September 24 ARAGON		October 1 PORTIMAO		October 29 JEREZ				
					1	2	1	2	1	2	1	2	1	2	1	2	1	2	1	2	1	2	1	2	1	2	1	2	1	2	1
1	<b>BULEGA</b> Nicolo (ITA)	<b>383</b>			25	25	11	16	25	25	25	25	20	25	25	25	16	20	25	25	25	25	25								
2	<b>MANZI</b> Stefano (ITA)	<b>303</b>	80		10	20	9	20	11	20	10	16	20	25	20	11	25	25	20	16	5										
3	<b>SCHROETTER</b> Marcel (GER)	<b>256</b>	127	47	9	13	13	11	20	13	20	20	13	16	8	20	8	10	20	9	13	20									
4	<b>CARICASULO</b> Federico (ITA)	<b>194</b>	189	62	6		20	25	10	16	11	10	16	13	13	16			6	5	8	6	13								
5	<b>SOFUOGLU</b> Bahattin (TUR)	<b>146</b>	237	48			5	7	6	5	4	5	4	4	4	4	4	4	4	4	4	4	4								
6	<b>DEBISE</b> Valentin (FRA)	<b>140</b>	243	6	3	8	10		13	10	8	13			6	9		9	5	4	16	20	6								
7	<b>TUULI</b> Niki (FIN)	<b>138</b>	245	2	13	7	16	10	4	11	6	8	7	6	1	4			9	7	11	11	7								
8	<b>MONTELLA</b> Yari (ITA)	<b>121</b>	262	17					8		5		11		16	20	11	16			10	8	16								
9	<b>VAN STRAALEN</b> Glenn (NED)	<b>111</b>	272	10	2	11	5		16	5	13	11	9		11	6	3		8		3	8									
10	<b>HUERTAS</b> Adrian (ESP)	<b>111</b>	272	0					3	8	4	4	5	11	10	13	6	13	11	1	13	9									
11	<b>NAVARRO</b> Jorge (ESP)	<b>110</b>	273	1	7	10	4	8	6	9	9	7	8		4	5	10	7		7	9										
12	<b>DE ROSA</b> Raffaele (ITA)	<b>106</b>	277	4	9		9	7	7	1	6				9	7	10	11	13	6		11									
13	<b>SPINELLI</b> Nicholas (ITA)	<b>68</b>	315	38	20		7		2	7	9	4	8				9					2									
14	<b>ONCU</b> Can (TUR)	<b>65</b>	318	3	16	25	13	9			4	5	6	8	10	10	10	10	14	14	14	14	14								
15	<b>BOOTH-AMOS</b> Tom (GBR)	<b>50</b>	333	15					1	6	3	2		4	7	10	8		3	3	3										
16	<b>MCPHEE</b> John (GBR)	<b>47</b>	336	3	16	4	6	5			10	11	13	13	13	14	15	16	16	17	17	16	16								
17	<b>MACKENZIE</b> Tarran (GBR)	<b>40</b>	343	7	11		2	2			15	15	15	16	17	20	20	20	20	20	20	25									
18	<b>MAHIAS</b> Lucas (FRA)	<b>37</b>	346	3							3	6	7	5		7	7	2													
19	<b>BAYLISS</b> Oliver (AUS)	<b>26</b>	357	11	6	8	4						3	5				16	17	18	18	18	19	19	19	19					
20	<b>CORSI</b> Simone (ITA)	<b>23</b>	360	3					3		24	24	25	10	10			17	18	19	19	19	20	20	20	20					
21	<b>SARMOON</b> Anupab (THA)	<b>22</b>	361	1	8	2	3	1			16	16	17	17	18	21	21	22	22	22	23	21	21	21	21						
22	<b>VERDOIA</b> Andy (FRA)	<b>21</b>	362	1													3	2	6	4		5	1								
23	<b>NORRODIN</b> Adam (MAS)	<b>20</b>	363	1	4	1	1	3			17	17	17	18	20	20	21	23	23	23	25	25	22	22	23	23					
24	<b>DALLA PORTA</b> Lorenzo (ITA)	<b>16</b>	367	4																		6	10								
25	<b>EDWARDS</b> Tom (AUS)	<b>15</b>	368	1					1	2	5		3	2	2			20	20	20	23	24	25	25							

23/09/2023 First Line: Championship Standings - Second Line: Ranking Progression  
 These data/results cannot be reproduced, stored and/or transmitted in whole or in part by any manner of electronic, mechanical, photocopying, recording, broadcasting or otherwise now known or herein after developed without the previous express consent by the copyright owner, except for reproduction in daily press and regular printed publications on sale to the public within 60 days of the event related to those data/results and always provided that copyright symbol appears together as follows below.  
 © DORNA WSBK ORGANIZATION Srl 2023





**Tissot Aragon Round, 22-24 September 2023**  
**Championship Standings**

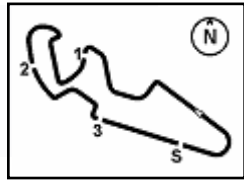
MotorLand Aragon 5.077 m

	Points	Points From First	Points From Previous	February 26 PHILLIP ISLAND	March 5 MANDALIKA	April 23 ASSEN	May 7 BARCELONA	June 4 MISANO	July 2 DONINGTON PARK	July 16 IMOLA	July 30 MOST	September 10 MAGNY-COURS	September 24 ARAGON	October 1 PORTIMAO	October 29 JEREZ				
26 <b>GRADINGER</b> Thomas (AUT)	10	373	5								10	25	26	26					
27 <b>FULIGNI</b> Federico (ITA)	10	373	0					1	27	28	28	29	31	33	33	25	25	26	26
28 <b>FULIGNI</b> Filippo (ITA)	10	373	0							5	5	25	24	24	25	25	26	26	
29 <b>GIMBERT</b> Johan (FRA)	9	374	1									4	5	31	29	29			
30 <b>MANTOVANI</b> Andrea (ITA)	9	374	0			2	4	2	1	23	23	23	25	25	28	28	29	29	
31 <b>JESPERSEN</b> Simon (DEN)	6	377	3									2	4	37	31	31			
32 <b>DIAZ</b> Alvaro (ESP)	6	377	0							3	31	31	33	35	36	31			
33 <b>TRUELOVE</b> Harry (GBR)	5	378	1	5	11	16	18	18	19	22	22	23	25	25	25	25	27	27	29
34 <b>RUIZ</b> Yeray (ESP)	4	379	1											4	34				
35 <b>KOFLER</b> Maximilian (AUT)	4	379	0							4	28	28	30	31	33	34			
36 <b>OTTAVIANI</b> Luca (ITA)	4	379	0							4	28	28	30	31	33	34			
37 <b>WONGTHANANON</b> Apiwath (THA)	4	379	0	1	3	15	19	19	19	19	20	23	23	24	26	26	26	26	28
38 <b>KOFLER</b> Andreas (AUT)	3	380	1									1	2	33	33	35	36	38	
39 <b>BUSSOLOTTI</b> Marco (ITA)	2	381	1					2	27	27	28	30	32	32	35	37	38	39	
40 <b>VOSTATEK</b> Ondrej (CZE)	1	382	1											1	40				
41 <b>POWER</b> Luke (AUS)	1	382	0							1	33	33	36	39	39	40			
42 <b>VALTULINI</b> Stefano (ITA)	1	382	0							1	31	33	33	36	39	39	40		
43 <b>IRWIN</b> Rhys (IRL)	1	382	0						1	29	31	33	33	36	39	39	40		
44 <b>FERNANDEZ GONZALEZ</b>	1	382	0				1	27	27	28	28	29	31	33	33	36	39	39	40

23/09/2023 First Line: Championship Standings - Second Line: Ranking Progression

These data/results cannot be reproduced, stored and/or transmitted in whole or in part by any manner of electronic, mechanical, photocopying, recording, broadcasting or otherwise now known or herein after developed without the previous express consent by the copyright owner, except for reproduction in daily press and regular printed publications on sale to the public within 60 days of the event related to those data/results and always provided that copyright symbol appears together as follows below.

© DORNA WSBK ORGANIZATION Srl 2023



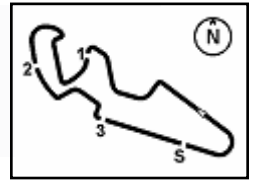
MotorLand Aragon 5.077 m

**Tissot Aragon Round, 22-24 September 2023  
Championship Standings**

Points	Points From First	Points From Previous	WorldSSP Challenge																
			April 23 ASSEN	May 7 BARCELONA	June 4 MISANO	July 2 DONINGTON PARK	July 16 IMOLA	July 30 MOST	September 10 MAGNY-COURS	September 24 ARAGON	October 1 PORTIMAO								
<b>1</b> <b>BOOTH-AMOS</b> Tom (GBR)	<b>50</b>		1 1	6 1	3 1	2 1	4 1	7 1	10 1	8 1	3 1	3 1	3 1	1					
<b>2</b> <b>EDWARDS</b> Tom (AUS)	<b>15</b> 35			1 2	2 2	5 2	3 2	2 2	2 2	2 2	2 2	2 2	2 2	2					
<b>3</b> <b>FULIGNI</b> Federico (ITA)	<b>10</b> 40 5					1 3	3 3	3 3	3 3	5 5	9 3	3 3	3 3	3					
<b>4</b> <b>DIAZ</b> Alvaro (ESP)	<b>6</b> 44 4									3 4	4 4	5 5	5 5	3 4					
<b>5</b> <b>KOFLER</b> Maximilian (AUT)	<b>4</b> 46 2									4 3	3 3	4 4	4 4	5					
<b>6</b> <b>POWER</b> Luke (AUS)	<b>1</b> 49 3									1 5	5 5	6 6	6 6	6					
<b>7</b> <b>VALTULINI</b> Stefano (ITA)	<b>1</b> 49 0									1 3	5 5	6 6	6 6	6					

23/09/2023 First Line: Championship Standings - Second Line: Ranking Progression  
 These data/results cannot be reproduced, stored and/or transmitted in whole or in part by any manner of electronic, mechanical, photocopying, recording, broadcasting or otherwise now known or herein after developed without the previous express consent by the copyright owner, except for reproduction in daily press and regular printed publications on sale to the public within 60 days of the event related to those data/results and always provided that copyright symbol appears together as follows below.  
 © DORNA WSBK ORGANIZATION Srl 2023





MotorLand Aragon 5.077 m

**Tissot Aragon Round, 22-24 September 2023**  
**Lap Chart Race 1**

		Lap														
	1	2	3	4	5	6	7	8	9	10	11	12	13	14	15	
1	11	11	11	11	11	11	11	11	11	11	11	11	11	11	11	
2	55	55	55	55	55	55	55	55	55	55	62	62	23	23	23	
3	62	62	62	62	62	62	62	62	62	62	23	23	62	62	55	
4	64	64	64	64	64	64	64	23	23	23	55	55	55	55	64	
5	99	99	99	99	23	23	23	64	64	64	64	64	54	64	3	
6	23	23	23	23	99	99	99	99	99	3	3	54	64	3	54	
7	3	3	3	3	3	3	3	3	3	54	54	3	3	54	28	
8	28	28	28	28	28	28	28	28	28	28	28	28	9	28	9	
9	9	9	9	9	9	9	54	54	54	9	9	9	28	9	66	
10	66	66	66	54	54	54	9	9	9	66	66	66	66	66	94	
11	94	54	54	66	66	66	66	66	94	94	94	94	94	94	62	
12	54	94	94	94	94	94	94	94	29	29	72	72	29	72	72	
13	27	27	27	27	27	27	27	27	27	27	27	27	29	72	27	
14	29	69	29	29	29	29	29	29	29	72	72	29	27	27	29	
15	69	29	69	72	72	72	72	72	72	50	50	50	50	50	50	
16	17	72	72	69	69	48	41	41	50	71	71	48	48	48	48	
17	72	48	48	48	48	41	48	50	71	48	48	61	61	61	61	
18	41	73	41	61	41	50	50	71	48	61	61	71	71	71	71	
19	73	41	61	41	61	61	61	48	61	51	51	51	51	51	51	
20	48	61	73	50	50	71	71	61	51	22	22	22	22	22	22	
21	71	50	50	51	51	51	51	51	22	73	73	73	73	73	73	
22	61	51	51	71	71	73	22	22	73	68	68	68	68	68	68	
23	51	71	71	73	73	22	73	73	68	16	16	35	35	16	35	
24	50	68	68	68	22	68	68	68	35	35	35	16	16	35	16	
25	22	22	22	22	68	16	16	35	95	26	26	26	26	26	26	
26	68	35	35	35	35	35	26	95	16	95	95	95	95	95	95	
27	35	16	16	16	26	26	35	16	26							
28	16	95	95	26	16	95	95	26								
29	26	26	26	95	95	69										
30	95															

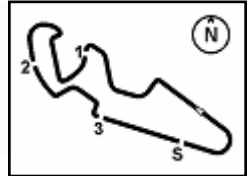
Final Result		
1	11 N. BULEGA	Laps 15
2	23 M. SCHROETTER	3.581
3	55 Y. MONTELLA	4.106
4	64 F. CARICASULO	4.306
5	3 R. DE ROSA	5.830
6	54 B. SOFIOGLU	6.763
7	9 J. NAVARRO	10.718
8	28 G. VAN STRAALLEN (P)	10.750
9	66 N. TUULI	10.786
10	94 V. DEBISE	11.751
11	62 S. MANZI	12.050
12	72 Y. RUIZ	22.001
13	27 A. DIAZ	22.045
14	29 N. SPINELLI	22.571
15	50 D. VOSTATEK	26.792
16	48 L. DALLA PORTA	28.460
17	61 C. ONCU	31.109
18	71 T. EDWARDS	31.166
19	51 A. SARMOON	33.293
20	22 F. FULIGNI	36.050
21	73 M. KOFLER	43.431
22	68 L. POWER	45.466
23	35 L. TACCINI	49.340
24	16 V. OKAYA	49.380
25	26 M. NORRODIN	49.451
26	95 T. MACKENZIE	50.157
RET	99 A. HUERTAS	6 Laps
RET	41 H. GARZO VICENT	7 Laps
RET	69 T. BOOTH-AMOS	9 Laps
RET	17 J. MCPHEE	14 Laps

23/09/2023

These data/results cannot be reproduced, stored and/or transmitted in whole or in part by any manner of electronic, mechanical, photocopying, recording, broadcasting or otherwise now known or herein after developed without the previous express consent by the copyright owner, except for reproduction in daily press and regular printed publications on sale to the public within 60 days of the event related to those data/results and always provided that copyright symbol appears together as follows below.

© DORNA WSBK ORGANIZATION Srl 2023





MotorLand Aragon 5.077 m

**Tissot Aragon Round, 22-24 September 2023**  
**Lap Chart Race 1**

2 / 4

**Lap 1**

1	11	N.Bulega	1'56.140
2	55	Y.Montella	0.732
3	62	S.Manzi	1.732
4	64	F.Caricasulo	2.020
5	99	A.Huertas	2.187
6	23	M.Schroetter	2.328
7	3	R.De Rosa	2.688
8	28	G.van Straalen	2.863
9	9	J.Navarro	3.118
10	66	N.Tuuli	3.584
11	94	V.Debise	3.638
12	54	B.Sofuoglu	4.041
13	27	A.Diaz	4.195
14	29	N.Spinelli	4.915
15	69	T.Booth-Amos	5.001
16	17	J.McPhee	5.525
17	72	Y.Ruiz	5.627
18	41	H.Garzo Vicent	5.777
19	73	M.Kofler	5.958
20	48	L.Dalla Porta	6.346
21	71	T.Edwards	6.421
22	61	C.Oncu	6.620
23	51	A.Sarmoon	6.780
24	50	O.Vostatek	6.869
25	22	F.Fuligni	7.608
26	68	L.Power	7.849
27	35	L.Taccini	7.930
28	16	Y.Okaya	8.161
29	26	M.Norrodin	8.466
30	95	T.Mackenzie	8.609

10	66	N.Tuuli	5.856
11	54	B.Sofuoglu	6.808
12	94	V.Debise	7.507
13	27	A.Diaz	8.032
14	29	N.Spinelli	8.201
15	69	T.Booth-Amos	8.750
16	72	Y.Ruiz	9.245
17	48	L.Dalla Porta	11.718
18	41	H.Garzo Vicent	12.639
19	61	C.Oncu	12.891
20	73	M.Kofler	12.922
21	50	O.Vostatek	13.028
22	51	A.Sarmoon	13.223
23	71	T.Edwards	13.332
24	68	L.Power	14.724
25	22	F.Fuligni	15.336
26	35	L.Taccini	15.705
27	16	Y.Okaya	15.887
28	95	T.Mackenzie	16.476
29	26	M.Norrodin	16.692

21	51	A.Sarmoon	17.724
22	71	T.Edwards	17.784
23	73	M.Kofler	18.955
24	22	F.Fuligni	19.780
25	68	L.Power	20.231
26	35	L.Taccini	21.588
27	26	M.Norrodin	21.690
28	16	Y.Okaya	21.746
29	95	T.Mackenzie	22.024

**Lap 6**

1	11	N.Bulega	11'25.719
2	55	Y.Montella	3.526
3	62	S.Manzi	4.955
4	64	F.Caricasulo	5.777
5	23	M.Schroetter	5.902
6	99	A.Huertas	6.403
7	3	R.De Rosa	6.707
8	28	G.van Straalen	7.029
9	9	J.Navarro	7.783
10	54	B.Sofuoglu	7.884
11	66	N.Tuuli	9.057
12	94	V.Debise	9.749
13	27	A.Diaz	11.591
14	29	N.Spinelli	12.052
15	72	Y.Ruiz	13.425
16	48	L.Dalla Porta	18.310
17	41	H.Garzo Vicent	18.446
18	50	O.Vostatek	19.056
19	61	C.Oncu	19.193
20	71	T.Edwards	19.454
21	51	A.Sarmoon	19.920
22	73	M.Kofler	21.678
23	22	F.Fuligni	21.739
24	68	L.Power	23.103
25	16	Y.Okaya	25.032
26	35	L.Taccini	25.135
27	26	M.Norrodin	25.227
28	95	T.Mackenzie	25.287
29	69	T.Booth-Amos	

**Lap 4**

1	11	N.Bulega	7'37.309
2	55	Y.Montella	2.607
3	62	S.Manzi	4.162
4	64	F.Caricasulo	4.725
5	99	A.Huertas	5.322
6	23	M.Schroetter	5.325
7	3	R.De Rosa	5.806
8	28	G.van Straalen	6.048
9	9	J.Navarro	6.618
10	54	B.Sofuoglu	7.281
11	66	N.Tuuli	7.642
12	94	V.Debise	8.171
13	27	A.Diaz	9.160
14	29	N.Spinelli	9.668
15	72	Y.Ruiz	10.893
16	69	T.Booth-Amos	11.203
17	48	L.Dalla Porta	13.754
18	61	C.Oncu	14.553
19	41	H.Garzo Vicent	14.651
20	50	O.Vostatek	14.904
21	51	A.Sarmoon	15.705
22	71	T.Edwards	15.861
23	73	M.Kofler	16.498
24	68	L.Power	17.489
25	22	F.Fuligni	17.639
26	35	L.Taccini	18.418
27	16	Y.Okaya	18.708
28	26	M.Norrodin	19.079
29	95	T.Mackenzie	19.246

**Lap 7**

1	11	N.Bulega	13'20.148
2	55	Y.Montella	3.737
3	62	S.Manzi	4.935
4	64	F.Caricasulo	5.945
5	23	M.Schroetter	6.102
6	99	A.Huertas	6.475
7	3	R.De Rosa	6.751
8	28	G.van Straalen	7.424
9	54	B.Sofuoglu	8.068
10	9	J.Navarro	8.521
11	66	N.Tuuli	9.341
12	94	V.Debise	10.014
13	27	A.Diaz	12.652
14	29	N.Spinelli	12.834
15	72	Y.Ruiz	14.592
16	41	H.Garzo Vicent	20.427
17	48	L.Dalla Porta	20.548
18	50	O.Vostatek	20.628
19	61	C.Oncu	21.014
20	71	T.Edwards	21.064
21	51	A.Sarmoon	21.434
22	22	F.Fuligni	23.672
23	73	M.Kofler	24.222
24	68	L.Power	25.669
25	16	Y.Okaya	27.881
26	26	M.Norrodin	27.889
27	35	L.Taccini	27.928
28	95	T.Mackenzie	27.986

**Lap 9**

1	11	N.Bulega	17'09.447
2	55	Y.Montella	4.154
3	62	S.Manzi	5.017
4	23	M.Schroetter	5.828
5	64	F.Caricasulo	6.398
6	99	A.Huertas	6.778
7	3	R.De Rosa	7.426
8	28	G.van Straalen	7.576
9	54	B.Sofuoglu	8.022
10	9	J.Navarro	8.914
11	66	N.Tuuli	10.230
12	94	V.Debise	10.656
13	27	A.Diaz	14.912
14	29	N.Spinelli	15.163
15	72	Y.Ruiz	16.228
16	50	O.Vostatek	23.116
17	71	T.Edwards	23.725
18	48	L.Dalla Porta	24.125
19	61	C.Oncu	24.486
20	51	A.Sarmoon	24.808
21	22	F.Fuligni	27.585
22	73	M.Kofler	28.442
23	68	L.Power	31.421
24	35	L.Taccini	34.753
25	95	T.Mackenzie	34.813
26	16	Y.Okaya	34.854
27	26	M.Norrodin	34.967

**Lap 5**

1	11	N.Bulega	9'31.442
2	55	Y.Montella	3.099
3	62	S.Manzi	4.600
4	64	F.Caricasulo	5.302
5	23	M.Schroetter	5.605
6	99	A.Huertas	6.039
7	3	R.De Rosa	6.261
8	28	G.van Straalen	6.633
9	9	J.Navarro	7.231
10	54	B.Sofuoglu	7.650
11	66	N.Tuuli	8.332
12	94	V.Debise	9.092
13	27	A.Diaz	10.517
14	29	N.Spinelli	10.744
15	72	Y.Ruiz	12.197
16	69	T.Booth-Amos	13.968
17	48	L.Dalla Porta	15.928
18	41	H.Garzo Vicent	16.592
19	61	C.Oncu	16.768
20	50	O.Vostatek	17.051

**Lap 8**

1	11	N.Bulega	15'14.751
---	----	----------	-----------

**Lap 10**

1	11	N.Bulega	19'04.707
2	55	Y.Montella	4.550
3	62	S.Manzi	4.725
4	23	M.Schroetter	4.937
5	64	F.Caricasulo	5.932
6	3	R.De Rosa	7.034
7	54	B.Sofuoglu	7.427
8	28	G.van Straalen	7.569
9	9	J.Navarro	8.773
10	66	N.Tuuli	10.105
11	94	V.Debise	10.596
12	29	N.Spinelli	15.733
13	27	A.Diaz	15.853
14	72	Y.Ruiz	16.634
15	50	O.Vostatek	23.673

**Lap 2**

1	11	N.Bulega	3'49.628
2	55	Y.Montella	1.435
3	62	S.Manzi	2.691
4	64	F.Caricasulo	3.308
5	99	A.Huertas	3.460
6	23	M.Schroetter	3.668
7	3	R.De Rosa	3.952
8	28	G.van Straalen	4.140
9	9	J.Navarro	4.373
10	66	N.Tuuli	4.768
11	54	B.Sofuoglu	5.215
12	94	V.Debise	5.345
13	27	A.Diaz	5.958
14	69	T.Booth-Amos	6.416
15	29	N.Spinelli	6.586
16	72	Y.Ruiz	7.474
17	48	L.Dalla Porta	9.568
18	73	M.Kofler	9.691
19	41	H.Garzo Vicent	9.949
20	61	C.Oncu	10.004
21	50	O.Vostatek	10.189
22	51	A.Sarmoon	10.274
23	71	T.Edwards	11.478
24	68	L.Power	11.930
25	22	F.Fuligni	12.034
26	35	L.Taccini	12.475
27	16	Y.Okaya	13.011
28	95	T.Mackenzie	13.539
29	26	M.Norrodin	13.840

**Lap 3**

1	11	N.Bulega	5'43.320
2	55	Y.Montella	2.139
3	62	S.Manzi	3.642
4	64	F.Caricasulo	4.224
5	99	A.Huertas	4.675
6	23	M.Schroetter	4.719
7	3	R.De Rosa	5.047
8	28	G.van Straalen	5.167
9	9	J.Navarro	5.811

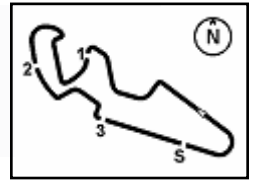
23/09/2023

These data/results cannot be reproduced, stored and/or transmitted in whole or in part by any manner of electronic, mechanical, photocopying, recording, broadcasting or otherwise now known or herein after developed without the previous express consent by the copyright owner, except for reproduction in daily press and regular printed publications on sale to the public within 60 days of the event related to those data/results and always provided that copyright symbol appears together as follows below.

© DORNA WSBK ORGANIZATION Srl 2023







## Tissot Aragon Round, 22-24 September 2023

### Lap Chart Race 1

16	<b>71</b>	T.Edwards	24.263	5	<b>54</b>	B.Sofuoglu	5.549	22	<b>68</b>	L.Power	45.466
17	<b>48</b>	L.Dalla Porta	24.654	6	<b>64</b>	F.Caricasulo	5.572	23	<b>35</b>	L.Taccini	49.340
18	<b>61</b>	C.Oncu	25.662	7	<b>3</b>	R.De Rosa	6.423	24	<b>16</b>	Y.Okaya	49.380
19	<b>51</b>	A.Sarmoon	26.004	8	<b>9</b>	J.Navarro	9.862	25	<b>26</b>	M.Norrodin	49.451
20	<b>22</b>	F.Fuligni	28.697	9	<b>28</b>	G.van Straalen	10.094	26	<b>95</b>	T.Mackenzie	50.157
21	<b>73</b>	M.Kofler	30.592	10	<b>66</b>	N.Tuuli	11.510				
22	<b>68</b>	L.Power	34.073	11	<b>94</b>	V.Debise	11.936				
23	<b>16</b>	Y.Okaya	37.439	12	<b>72</b>	Y.Ruiz	19.362				
24	<b>35</b>	L.Taccini	37.507	13	<b>29</b>	N.Spinelli	19.363				
25	<b>26</b>	M.Norrodin	37.579	14	<b>27</b>	A.Diaz	19.506				
26	<b>95</b>	T.Mackenzie	37.911	15	<b>50</b>	O.Vostatek	26.333				

#### Lap 11

1	<b>11</b>	N.Bulega	20'59.849	18	<b>71</b>	T.Edwards	28.996
2	<b>62</b>	S.Manzi	4.725	19	<b>51</b>	A.Sarmoon	30.145
3	<b>23</b>	M.Schroetter	4.845	20	<b>22</b>	F.Fuligni	33.060
4	<b>55</b>	Y.Montella	4.964	21	<b>73</b>	M.Kofler	38.270
5	<b>64</b>	F.Caricasulo	5.383	22	<b>68</b>	L.Power	41.664
6	<b>3</b>	R.De Rosa	6.421	23	<b>35</b>	L.Taccini	45.283
7	<b>54</b>	B.Sofuoglu	6.760	24	<b>16</b>	Y.Okaya	45.468
8	<b>28</b>	G.van Straalen	7.552	25	<b>26</b>	M.Norrodin	45.552
9	<b>9</b>	J.Navarro	8.958	26	<b>95</b>	T.Mackenzie	45.685
10	<b>66</b>	N.Tuuli	10.894				
11	<b>94</b>	V.Debise	11.024				
12	<b>29</b>	N.Spinelli	16.176				
13	<b>27</b>	A.Diaz	16.365				
14	<b>72</b>	Y.Ruiz	16.995				
15	<b>50</b>	O.Vostatek	24.705				
16	<b>71</b>	T.Edwards	24.912				
17	<b>48</b>	L.Dalla Porta	25.471				
18	<b>61</b>	C.Oncu	26.507				
19	<b>51</b>	A.Sarmoon	27.129				
20	<b>22</b>	F.Fuligni	29.990				
21	<b>73</b>	M.Kofler	32.624				
22	<b>68</b>	L.Power	36.873				
23	<b>16</b>	Y.Okaya	39.609				
24	<b>35</b>	L.Taccini	39.785				
25	<b>26</b>	M.Norrodin	39.902				
26	<b>95</b>	T.Mackenzie	40.056				

#### Lap 14

1	<b>11</b>	N.Bulega	26'45.663	18	<b>71</b>	T.Edwards	30.235
2	<b>23</b>	M.Schroetter	4.189	19	<b>51</b>	A.Sarmoon	31.719
3	<b>62</b>	S.Manzi	4.516	20	<b>22</b>	F.Fuligni	34.714
4	<b>55</b>	Y.Montella	4.927	21	<b>73</b>	M.Kofler	41.068
5	<b>64</b>	F.Caricasulo	5.134	22	<b>68</b>	L.Power	43.790
6	<b>3</b>	R.De Rosa	6.193	23	<b>16</b>	Y.Okaya	47.386
7	<b>54</b>	B.Sofuoglu	6.906	24	<b>35</b>	L.Taccini	47.503
8	<b>28</b>	G.van Straalen	10.415	25	<b>26</b>	M.Norrodin	47.583
9	<b>9</b>	J.Navarro	10.691	26	<b>95</b>	T.Mackenzie	47.647
10	<b>66</b>	N.Tuuli	11.228				
11	<b>94</b>	V.Debise	11.739				
12	<b>29</b>	N.Spinelli	20.632				
13	<b>72</b>	Y.Ruiz	20.681				
14	<b>27</b>	A.Diaz	20.880				
15	<b>50</b>	O.Vostatek	26.878				
16	<b>48</b>	L.Dalla Porta	27.943				
17	<b>61</b>	C.Oncu	30.192				

#### Lap 12

1	<b>11</b>	N.Bulega	22'54.936	18	<b>71</b>	T.Edwards	28.058
2	<b>62</b>	S.Manzi	4.765	19	<b>51</b>	A.Sarmoon	28.603
3	<b>23</b>	M.Schroetter	4.875	20	<b>22</b>	F.Fuligni	31.447
4	<b>55</b>	Y.Montella	5.151	21	<b>73</b>	M.Kofler	35.347
5	<b>64</b>	F.Caricasulo	5.289	22	<b>68</b>	L.Power	39.419
6	<b>54</b>	B.Sofuoglu	6.118	23	<b>35</b>	L.Taccini	42.578
7	<b>3</b>	R.De Rosa	6.320	24	<b>16</b>	Y.Okaya	42.796
8	<b>28</b>	G.van Straalen	7.872	25	<b>26</b>	M.Norrodin	42.857
9	<b>9</b>	J.Navarro	9.262	26	<b>95</b>	T.Mackenzie	42.913
10	<b>66</b>	N.Tuuli	11.217				
11	<b>94</b>	V.Debise	11.535				
12	<b>72</b>	Y.Ruiz	17.895				
13	<b>27</b>	A.Diaz	18.144				
14	<b>29</b>	N.Spinelli	18.147				
15	<b>50</b>	O.Vostatek	25.575				
16	<b>48</b>	L.Dalla Porta	26.548				
17	<b>61</b>	C.Oncu	27.185				

#### Lap 15

1	<b>11</b>	N.Bulega	28'41.508	18	<b>71</b>	T.Edwards	31.166
2	<b>23</b>	M.Schroetter	3.581	19	<b>51</b>	A.Sarmoon	33.293
3	<b>55</b>	Y.Montella	4.106	20	<b>22</b>	F.Fuligni	36.050
4	<b>64</b>	F.Caricasulo	4.306	21	<b>73</b>	M.Kofler	43.431
5	<b>3</b>	R.De Rosa	5.830				
6	<b>54</b>	B.Sofuoglu	6.763				
7	<b>28</b>	G.van Straalen	10.583				
8	<b>9</b>	J.Navarro	10.718				
9	<b>66</b>	N.Tuuli	10.786				
10	<b>94</b>	V.Debise	11.751				
11	<b>62</b>	S.Manzi	12.050				
12	<b>72</b>	Y.Ruiz	22.001				
13	<b>27</b>	A.Diaz	22.045				
14	<b>29</b>	N.Spinelli	22.571				
15	<b>50</b>	O.Vostatek	26.792				
16	<b>48</b>	L.Dalla Porta	28.460				
17	<b>61</b>	C.Oncu	31.109				

#### Lap 13

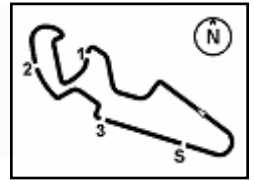
1	<b>11</b>	N.Bulega	24'50.241				
2	<b>23</b>	M.Schroetter	4.778				
3	<b>62</b>	S.Manzi	5.045				
4	<b>55</b>	Y.Montella	5.205				

23/09/2023

These data/results cannot be reproduced, stored and/or transmitted in whole or in part by any manner of electronic, mechanical, photocopying, recording, broadcasting or otherwise now known or herein after developed without the previous express consent by the copyright owner, except for reproduction in daily press and regular printed publications on sale to the public within 60 days of the event related to those data/results and always provided that copyright symbol appears together as follows below.

© DORNA WSBK ORGANIZATION Srl 2023





**Tissot Aragon Round, 22-24 September 2023**  
**Lap Chart Race 1**

**Race Pace Comparison**

	11 Bul	23 Sch	55 Mon	64 Car	3 DeR	54 Sof	9 Nav	28 vSt	66 Tuu	94 Deb	62 Man	72 Rui	27 Dia	29 Spi
1	1'56.140	1'58.468	1'56.872	1'58.160	1'58.828	2'00.181	1'59.258	1'59.003	1'59.724	1'59.778	1'57.872	2'01.767	2'00.335	2'01.055
2	<b>1'53.488</b>	1'54.828	<b>1'54.191</b>	1'54.776	1'54.752	1'54.662	1'54.743	1'54.765	<b>1'54.672</b>	1'55.195	1'54.447	1'55.335	1'55.251	<b>1'55.159</b>
3	1'53.692	1'54.743	1'54.396	1'54.608	1'54.787	1'55.285	1'55.130	1'54.719	1'54.780	1'55.854	1'54.643	1'55.463	1'55.766	1'55.307
4	1'53.989	1'54.595	1'54.457	<b>1'54.490</b>	1'54.748	1'54.462	1'54.796	1'54.870	1'55.775	<b>1'54.653</b>	1'54.509	1'55.637	<b>1'55.117</b>	1'55.456
5	1'54.133	1'54.413	1'54.625	1'54.710	1'54.588	1'54.502	1'54.746	1'54.718	1'54.823	1'55.054	1'54.571	1'55.437	1'55.490	1'55.209
6	1'54.277	1'54.574	1'54.704	1'54.752	1'54.723	1'54.511	1'54.829	<b>1'54.673</b>	1'55.002	1'54.934	1'54.632	1'55.505	1'55.351	1'55.585
7	1'54.429	1'54.629	1'54.640	1'54.597	<b>1'54.473</b>	1'54.613	1'55.167	1'54.824	1'54.713	1'54.694	<b>1'54.409</b>	1'55.596	1'55.490	1'55.211
8	1'54.603	1'54.443	1'54.635	1'54.999	1'55.108	1'54.587	<b>1'54.727</b>	1'54.683	1'54.929	1'54.813	1'54.704	<b>1'55.329</b>	1'55.536	1'55.615
9	1'54.696	1'54.582	1'55.081	1'54.753	1'54.866	1'54.666	1'54.965	1'54.768	1'55.259	1'55.128	1'54.677	1'55.606	1'56.023	1'56.013
10	1'55.260	<b>1'54.369</b>	1'55.656	1'54.794	1'54.868	1'54.665	1'55.119	1'55.253	1'55.135	1'55.200	1'54.968	1'55.666	1'56.201	1'55.830
11	1'55.142	1'55.050	1'55.556	1'54.593	1'54.529	1'54.475	1'55.327	1'55.125	1'55.931	1'55.570	1'55.142	1'55.503	1'55.654	1'55.585
12	1'55.087	1'55.117	1'55.274	1'54.993	1'54.986	<b>1'54.445</b>	1'55.391	1'55.407	1'55.410	1'55.598	1'55.127	1'55.987	1'56.866	1'57.058
13	1'55.305	1'55.208	1'55.359	1'55.588	1'55.408	1'54.736	1'55.905	1'57.527	1'55.598	1'55.706	1'55.585	1'56.772	1'56.667	1'56.521
14	1'55.422	1'54.833	1'55.144	1'54.984	1'55.192	1'56.779	1'56.251	1'55.743	1'55.140	1'55.225	1'54.893	1'56.741	1'56.796	1'56.691
15	1'55.845	1'55.237	1'55.024	1'55.017	1'55.482	1'55.702	1'55.872	1'56.013	1'55.403	1'55.857	2'03.379	1'57.165	1'57.010	1'57.784

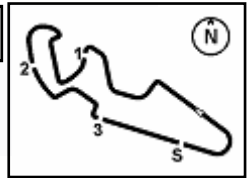
	50 Vos	48 DPo	61 Onc	71 Edw	51 Sar	22 Ful	73 Kof	68 Pow	35 Tac	16 Oka	26 NoM	95 Mac	99 Hue	41 Gar
1	2'03.009	2'02.486	2'02.760	2'02.561	2'02.920	2'03.748	2'02.098	2'03.989	2'04.070	2'04.301	2'04.606	2'04.749	1'58.327	2'01.917
2	1'56.808	1'56.710	1'56.872	1'58.545	1'56.982	1'57.914	1'57.221	1'57.569	1'58.033	1'58.338	1'58.862	1'58.418	1'54.761	1'57.660
3	1'56.531	1'55.842	1'56.579	<b>1'55.546</b>	1'56.641	1'56.994	1'56.923	<b>1'56.486</b>	1'56.922	<b>1'56.568</b>	1'56.544	<b>1'56.629</b>	1'54.907	1'56.382
4	1'55.865	1'56.025	<b>1'55.651</b>	1'56.518	1'56.471	1'56.292	1'57.565	1'56.754	<b>1'56.702</b>	1'56.810	<b>1'56.376</b>	1'56.759	1'54.636	1'56.001
5	1'56.280	1'56.307	1'56.348	1'56.056	1'56.152	1'56.274	1'56.590	1'56.875	1'57.303	1'57.171	1'56.744	1'56.911	1'54.850	1'56.074
6	1'56.282	1'56.659	1'56.702	1'55.947	1'56.473	<b>1'56.236</b>	1'57.000	1'57.149	1'57.824	1'57.563	1'57.814	1'57.540	1'54.641	1'56.131
7	1'56.001	1'56.667	1'56.250	1'56.039	<b>1'55.943</b>	1'56.362	1'56.973	1'56.995	1'57.222	1'57.278	1'57.091	1'57.128	<b>1'54.501</b>	1'56.410
8	<b>1'55.701</b>	1'56.599	1'56.345	1'55.663	1'56.233	1'56.341	<b>1'56.511</b>	1'57.496	1'57.896	1'58.200	1'58.368	1'58.009	1'54.872	<b>1'55.811</b>
9	1'56.086	1'56.277	1'56.426	1'56.297	1'56.440	1'56.871	1'57.008	1'57.555	1'58.228	1'58.072	1'58.009	1'58.117	1'54.730	
10	1'55.817	<b>1'55.789</b>	1'56.436	1'55.798	1'56.456	1'56.372	1'57.410	1'57.912	1'58.014	1'57.845	1'57.872	1'58.358		
11	1'56.174	1'55.959	1'55.987	1'55.791	1'56.267	1'56.435	1'57.174	1'57.942	1'57.420	1'57.312	1'57.465	1'57.287		
12	1'55.957	1'56.164	1'55.765	1'58.233	1'56.561	1'56.544	1'57.810	1'57.633	1'57.880	1'58.274	1'58.042	1'57.944		
13	1'56.063	1'56.045	1'56.216	1'56.243	1'56.847	1'56.918	1'58.228	1'57.550	1'58.010	1'57.977	1'58.000	1'58.077		
14	1'55.967	1'56.077	1'57.518	1'56.661	1'56.996	1'57.076	1'58.220	1'57.548	1'57.642	1'57.340	1'57.453	1'57.384		
15	1'55.759	1'56.362	1'56.762	1'56.776	1'57.419	1'57.181	1'58.208	1'57.521	1'57.682	1'57.839	1'57.713	1'58.355		

	69 Boo	17 McP
1	2'01.141	2'01.665
2	<b>1'54.903</b>	
3	1'56.026	
4	1'56.442	
5	1'56.898	
6	9'57.988	

23/09/2023

These data/results cannot be reproduced, stored and/or transmitted in whole or in part by any manner of electronic, mechanical, photocopying, recording, broadcasting or otherwise now known or herein after developed without the previous express consent by the copyright owner, except for reproduction in daily press and regular printed publications on sale to the public within 60 days of the event related to those data/results and always provided that copyright symbol appears together as follows below.

© DORNA WSBK ORGANIZATION Srl 2023



MotorLand Aragon 5.077 m

**Tissot Aragon Round, 22-24 September 2023**  
**Best Sectors & Speed Race 1**

RESULTS				
1	11	N. BULEGA	Ducati Panigale V2	Laps 15
2	23	M. SCHROETTER	MV Agusta F3 800 RR	3.581
3	55	Y. MONTELLA	Ducati Panigale V2	4.106
4	64	F. CARICASULO	Ducati Panigale V2	4.306
5	3	R. DE ROSA	Ducati Panigale V2	5.830
6	54	B. SOFUOGLU	MV Agusta F3 800 RR	6.763
7	9	J. NAVARRO	Yamaha YZF R6	10.718
8	28	G. VAN STRAALEN	Yamaha YZF R6	10.750
9	66	N. TUULI	Triumph Street Triple RS 765	10.786
10	94	V. DEBISE	Yamaha YZF R6	11.751
11	62	S. MANZI	Yamaha YZF R6	12.050
12	72	Y. RUIZ	Yamaha YZF R6	22.001
13	27	A. DIAZ	Yamaha YZF R6	22.045
14	29	N. SPINELLI	Yamaha YZF R6	22.571
15	50	D. VOSTATEK	Triumph Street Triple RS 765	26.792
16	48	L. DALLA PORTA	Yamaha YZF R6	28.460
17	61	C. ONCU	Kawasaki ZX-6R	31.109
18	71	T. EDWARDS	Yamaha YZF R6	31.166
19	51	A. SARMOON	Yamaha YZF R6	33.293
20	22	F. FULIGNI	Ducati Panigale V2	36.050
21	73	M. KOFLER	Ducati Panigale V2	43.431
22	68	L. POWER	Kawasaki ZX-6R	45.466
23	35	L. TACCINI	Kawasaki ZX-6R	49.340
24	16	Y. OKAYA	Kawasaki ZX-6R	49.380
25	26	M. NORRODIN	Honda CBR600RR	49.451
26	95	T. MACKENZIE	Honda CBR600RR	50.157
RET	99	A. HUERTAS	Kawasaki ZX-6R	6 Laps
RET	41	H. GARZO VICENT	Yamaha YZF R6	7 Laps
RET	69	T. BOOTH-AMOS	Kawasaki ZX-6R	9 Laps
RET	17	J. MCPHEE	Ducati Panigale V2	14 Laps

SPEED				
1	54	B. SOFUOGLU	MV Agusta F3 800 RR	280,5
2	71	T. EDWARDS	Yamaha YZF R6	279,1
3	23	M. SCHROETTER	MV Agusta F3 800 RR	277,6
4	9	J. NAVARRO	Yamaha YZF R6	276,9
5	50	D. VOSTATEK	Triumph Street Triple RS 765	276,9
6	99	A. HUERTAS	Kawasaki ZX-6R	276,9
7	61	C. ONCU	Kawasaki ZX-6R	276,2
8	28	G. VAN STRAALEN	Yamaha YZF R6	275,5
9	29	N. SPINELLI	Yamaha YZF R6	275,5
10	35	L. TACCINI	Kawasaki ZX-6R	275,5
11	48	L. DALLA PORTA	Yamaha YZF R6	275,5
12	64	F. CARICASULO	Ducati Panigale V2	275,5
13	66	N. TUULI	Triumph Street Triple RS 765	275,5
14	69	T. BOOTH-AMOS	Kawasaki ZX-6R	273,4
15	51	A. SARMOON	Yamaha YZF R6	273,4
16	11	N. BULEGA	Ducati Panigale V2	272,7
17	3	R. DE ROSA	Ducati Panigale V2	272,7
18	22	F. FULIGNI	Ducati Panigale V2	272,0
19	27	A. DIAZ	Yamaha YZF R6	272,0
20	73	M. KOFLER	Ducati Panigale V2	272,0
21	94	V. DEBISE	Yamaha YZF R6	272,0
22	95	T. MACKENZIE	Honda CBR600RR	272,0
23	16	Y. OKAYA	Kawasaki ZX-6R	271,4
24	55	Y. MONTELLA	Ducati Panigale V2	271,4
25	26	M. NORRODIN	Honda CBR600RR	270,0
26	62	S. MANZI	Yamaha YZF R6	270,0
27	17	J. MCPHEE	Ducati Panigale V2	268,7
28	72	Y. RUIZ	Yamaha YZF R6	268,0
29	41	H. GARZO VICENT	Yamaha YZF R6	268,0
30	68	L. POWER	Kawasaki ZX-6R	268,0

SEG. 1			
1	11	N. BULEGA	32.143
2	55	Y. MONTELLA	32.358
3	62	S. MANZI	32.365
4	69	T. BOOTH-AMOS	32.376
5	3	R. DE ROSA	32.388
6	99	A. HUERTAS	32.406
7	28	G. VAN STRAALEN	32.446
8	29	N. SPINELLI	32.451
9	94	V. DEBISE	32.454
10	27	A. DIAZ	32.462
11	23	M. SCHROETTER	32.506
12	54	B. SOFUOGLU	32.525
13	41	H. GARZO VICENT	32.527
14	66	N. TUULI	32.530
15	64	F. CARICASULO	32.534
16	72	Y. RUIZ	32.560
17	9	J. NAVARRO	32.561
18	71	T. EDWARDS	32.603
19	61	C. ONCU	32.742
20	50	D. VOSTATEK	32.773
21	48	L. DALLA PORTA	32.814
22	26	M. NORRODIN	32.843
23	51	A. SARMOON	32.864
24	68	L. POWER	32.922
25	95	T. MACKENZIE	32.946
26	22	F. FULIGNI	32.968
27	73	M. KOFLER	33.030
28	35	L. TACCINI	33.044
29	16	Y. OKAYA	33.062
30	17	J. MCPHEE	38.149

SEG. 2			
1	11	N. BULEGA	31.723
2	23	M. SCHROETTER	31.959
3	62	S. MANZI	31.997
4	55	Y. MONTELLA	32.016
5	54	B. SOFUOGLU	32.042
6	3	R. DE ROSA	32.051
7	94	V. DEBISE	32.052
8	64	F. CARICASULO	32.056
9	66	N. TUULI	32.062
10	69	T. BOOTH-AMOS	32.062
11	99	A. HUERTAS	32.110
12	28	G. VAN STRAALEN	32.117
13	9	J. NAVARRO	32.141
14	72	Y. RUIZ	32.180
15	29	N. SPINELLI	32.198
16	41	H. GARZO VICENT	32.205
17	48	L. DALLA PORTA	32.310
18	27	A. DIAZ	32.313
19	71	T. EDWARDS	32.314
20	61	C. ONCU	32.321
21	50	D. VOSTATEK	32.443
22	51	A. SARMOON	32.444
23	26	M. NORRODIN	32.495
24	95	T. MACKENZIE	32.544
25	68	L. POWER	32.608
26	22	F. FULIGNI	32.612
27	16	Y. OKAYA	32.615
28	73	M. KOFLER	32.650
29	35	L. TACCINI	32.677
30	17	J. MCPHEE	32.983

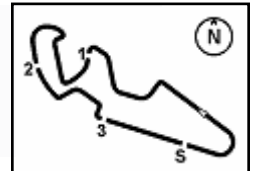
SEG. 3			
1	11	N. BULEGA	21.706
2	62	S. MANZI	21.711
3	55	Y. MONTELLA	21.738
4	94	V. DEBISE	21.794
5	27	A. DIAZ	21.803
6	9	J. NAVARRO	21.824
7	3	R. DE ROSA	21.829
8	64	F. CARICASULO	21.837
9	66	N. TUULI	21.862
10	28	G. VAN STRAALEN	21.867
11	23	M. SCHROETTER	21.889
12	99	A. HUERTAS	21.893
13	72	Y. RUIZ	21.899
14	54	B. SOFUOGLU	21.947
15	29	N. SPINELLI	21.955
16	50	D. VOSTATEK	21.990
17	41	H. GARZO VICENT	21.999
18	61	C. ONCU	22.008
19	26	M. NORRODIN	22.082
20	69	T. BOOTH-AMOS	22.092
21	51	A. SARMOON	22.094
22	71	T. EDWARDS	22.151
23	48	L. DALLA PORTA	22.162
24	35	L. TACCINI	22.208
25	95	T. MACKENZIE	22.213
26	68	L. POWER	22.227
27	22	F. FULIGNI	22.325
28	16	Y. OKAYA	22.349
29	73	M. KOFLER	22.377
30	17	J. MCPHEE	22.658

SEG. 4			
1	11	N. BULEGA	27.726
2	23	M. SCHROETTER	27.771
3	54	B. SOFUOGLU	27.780
4	64	F. CARICASULO	27.817
5	99	A. HUERTAS	27.850
6	17	J. MCPHEE	27.875
7	3	R. DE ROSA	27.901
8	55	Y. MONTELLA	27.908
9	66	N. TUULI	27.918
10	28	G. VAN STRAALEN	27.929
11	9	J. NAVARRO	28.012
12	71	T. EDWARDS	28.073
13	50	D. VOSTATEK	28.090
14	61	C. ONCU	28.110
15	73	M. KOFLER	28.139
16	62	S. MANZI	28.143
17	29	N. SPINELLI	28.151
18	69	T. BOOTH-AMOS	28.170
19	48	L. DALLA PORTA	28.180
20	22	F. FULIGNI	28.182
21	94	V. DEBISE	28.197
22	51	A. SARMOON	28.213
23	72	Y. RUIZ	28.255
24	27	A. DIAZ	28.264
25	16	Y. OKAYA	28.265
26	95	T. MACKENZIE	28.286
27	35	L. TACCINI	28.345
28	41	H. GARZO VICENT	28.414
29	26	M. NORRODIN	28.491
30	68	L. POWER	28.508

23/09/2023

These data/results cannot be reproduced, stored and/or transmitted in whole or in part by any manner of electronic, mechanical, photocopying, recording, broadcasting or otherwise now known or herein after developed without the previous express consent by the copyright owner, except for reproduction in daily press and regular printed publications on sale to the public within 60 days of the event related to those data/results and always provided that copyright symbol appears together as follows below.

© DORNA WSBK ORGANIZATION Srl 2023



MotorLand Aragon 5.077 m

**Tissot Aragon Round, 22-24 September 2023**  
**Chronological Analysis Race 1**

Start at 15:15'33.077

**1 / 5**

<b>1° 11 N. BULEGA [1'53.488]</b>							
Lap	Seg1	Seg2	Seg3	Seg4	Lap Time	km/h	Local Time
1		31.767	<b>21.706</b>	27.813	1'56.140	269,3	15:17'29.217
2	<b>32.143</b>	31.729	21.870	27.746	<b>1'53.488</b>	270,0	15:19'22.705
3	32.375	<b>31.723</b>	21.806	27.788	1'53.692	269,3	15:21'16.397
4	32.440	31.894	21.897	27.758	1'53.989	270,0	15:23'10.386
5	32.411	31.913	22.022	27.787	1'54.133	272,0	15:25'04.519
6	32.557	31.910	21.959	27.851	1'54.277	271,4	15:26'58.796
7	32.551	32.139	22.013	<b>27.726</b>	1'54.429	<b>272,7</b>	15:28'53.225
8	32.523	32.157	22.101	27.822	1'54.603	<b>272,7</b>	15:30'47.828
9	32.725	32.090	22.047	27.834	1'54.696	<b>272,7</b>	15:32'42.524
10	32.846	32.218	22.279	27.917	1'55.260	<b>272,7</b>	15:34'37.784
11	32.782	32.185	22.266	27.909	1'55.142	271,4	15:36'32.926
12	32.707	32.181	22.302	27.897	1'55.087	271,4	15:38'28.013
13	32.839	32.208	22.272	27.986	1'55.305	270,0	15:40'23.318
14	32.954	32.283	22.270	27.915	1'55.422	<b>272,7</b>	15:42'18.740
15	32.881	32.473	22.401	28.090	1'55.845	272,0	15:44'14.585

Race Time 28'41.508

<b>2° 23 M. SCHROETTER [1'54.369]</b>							
Lap	Seg1	Seg2	Seg3	Seg4	Lap Time	km/h	Local Time
1		32.478	22.010	27.856	1'58.468	<b>277,6</b>	15:17'31.545
2	32.740	32.114	22.072	27.902	1'54.828	276,2	15:19'26.373
3	32.641	32.054	22.237	27.811	1'54.743	274,8	15:21'21.116
4	32.847	<b>31.959</b>	22.017	27.772	1'54.595	276,9	15:23'15.711
5	32.623	32.010	21.942	27.838	1'54.413	274,1	15:25'10.124
6	32.621	32.092	22.008	27.853	1'54.574	274,1	15:27'04.698
7	32.674	32.135	22.049	<b>27.771</b>	1'54.629	276,2	15:28'59.327
8	32.743	32.012	<b>21.889</b>	27.799	1'54.443	273,4	15:30'53.770
9	<b>32.506</b>	32.097	22.062	27.917	1'54.582	272,7	15:32'48.352
10	32.541	32.047	22.005	27.776	1'54.369	273,4	15:34'42.721
11	32.575	32.208	22.264	28.003	1'55.050	272,7	15:36'37.771
12	32.668	32.137	22.057	28.255	1'55.117	271,4	15:38'32.888
13	32.780	32.159	22.224	28.045	1'55.208	268,7	15:40'28.096
14	32.598	32.109	22.087	28.039	1'54.833	269,3	15:42'22.929
15	32.654	32.181	21.988	28.414	1'55.237	268,7	15:44'18.166

Race Time 28'45.089

<b>3° 55 Y. MONTELLA [1'54.191]</b>							
Lap	Seg1	Seg2	Seg3	Seg4	Lap Time	km/h	Local Time
1		<b>32.016</b>	21.759	28.041	1'56.872	266,0	15:17'29.949
2	<b>32.358</b>	32.032	<b>21.738</b>	28.063	<b>1'54.191</b>	266,0	15:19'24.140
3	32.494	32.100	21.820	27.982	1'54.396	266,0	15:21'18.536
4	32.448	32.161	21.904	27.944	1'54.457	266,7	15:23'12.993
5	32.511	32.273	21.895	27.946	1'54.625	268,0	15:25'07.618
6	32.563	32.143	21.965	28.033	1'54.704	267,3	15:27'02.322
7	32.567	32.183	21.982	<b>27.908</b>	1'54.640	268,7	15:28'56.962
8	32.496	32.243	21.920	27.976	1'54.635	270,0	15:30'51.597
9	32.584	32.425	22.049	28.023	1'55.081	269,3	15:32'46.678
10	32.634	32.396	22.432	28.194	1'55.656	269,3	15:34'42.334
11	32.638	32.272	22.308	28.338	1'55.556	267,3	15:36'37.890
12	32.757	32.458	22.005	28.054	1'55.274	270,7	15:38'33.164
13	32.812	32.382	22.082	28.083	1'55.359	270,7	15:40'28.523
14	32.779	32.392	22.004	27.969	1'55.144	<b>271,4</b>	15:42'23.667
15	32.626	32.296	22.003	28.099	1'55.024	270,0	15:44'18.691

Race Time 28'45.614

<b>4° 64 F. CARICASULO [1'54.490]</b>							
Lap	Seg1	Seg2	Seg3	Seg4	Lap Time	km/h	Local Time
1		32.444	22.151	28.075	1'58.160	268,7	15:17'31.237
2	32.732	<b>32.056</b>	21.956	28.032	1'54.776	269,3	15:19'26.013
3	<b>32.534</b>	32.172	21.994	27.908	1'54.608	268,0	15:21'20.621
4	32.564	32.106	<b>21.837</b>	27.983	<b>1'54.490</b>	268,7	15:23'15.111
5	32.584	32.185	21.948	27.993	1'54.710	270,0	15:25'09.821
6	32.646	32.146	21.916	28.044	1'54.752	268,0	15:27'04.573

7	32.561	32.240	21.879	27.917	1'54.597	270,7	15:28'59.170
8	33.133	32.117	21.932	<b>27.817</b>	1'54.999	<b>275,5</b>	15:30'54.169
9	32.651	32.085	21.997	28.020	1'54.753	272,0	15:32'48.922
10	32.698	32.157	21.993	27.946	1'54.794	272,7	15:34'43.716
11	32.576	32.151	21.954	27.912	1'54.593	273,4	15:36'38.309
12	32.807	32.241	22.049	27.896	1'54.993	274,8	15:38'33.302
13	32.948	32.296	22.171	28.173	1'55.588	272,0	15:40'28.890
14	32.895	32.276	21.968	27.845	1'54.984	272,7	15:42'23.874
15	32.827	32.157	22.022	28.011	1'55.017	273,4	15:44'18.891

Race Time 28'45.814

<b>5° 3 R. DE ROSA [1'54.473]</b>								
Lap	Seg1	Seg2	Seg3	Seg4	Lap Time	km/h	Local Time	
1			32.525	21.932	28.002	1'58.828	270,7	15:17'31.905
2	32.609	32.177	21.938	28.028	1'54.752	<b>272,7</b>	15:19'26.657	
3	32.591	32.130	22.147	27.919	1'54.787	270,7	15:21'21.444	
4	32.707	<b>32.051</b>	22.030	27.960	1'54.748	270,0	15:23'16.192	
5	32.531	32.145	21.955	27.957	1'54.588	272,0	15:25'10.780	
6	32.548	32.208	21.920	28.047	1'54.723	269,3	15:27'05.503	
7	32.471	32.108	21.993	<b>27.901</b>	<b>1'54.473</b>	272,0	15:28'59.976	
8	32.618	32.477	22.048	27.965	1'55.108	<b>272,7</b>	15:30'55.084	
9	32.502	32.282	22.000	28.082	1'54.866	270,7	15:32'49.950	
10	32.586	32.176	22.087	28.019	1'54.868	270,7	15:34'44.818	
11	<b>32.388</b>	32.143	21.850	28.148	1'54.529	270,7	15:36'39.347	
12	32.504	32.242	<b>21.829</b>	28.411	1'54.986	270,7	15:38'34.333	
13	32.768	32.318	22.053	28.269	1'55.408	270,0	15:40'29.741	
14	32.559	32.340	22.042	28.251	1'55.192	268,7	15:42'24.933	
15	32.684	32.373	22.136	28.289	1'55.482	268,0	15:44'20.415	

Race Time 28'47.338

<b>6° 54 B. SOFUOGLU [1'54.445]</b>								
Lap	Seg1	Seg2	Seg3	Seg4	Lap Time	km/h	Local Time	
1			33.105	22.276	27.838	2'00.181	275,5	15:17'33.258
2	32.700	32.138	22.017	27.807	1'54.662	277,6	15:19'27.920	
3	33.148	32.176	22.077	27.884	1'55.285	274,1	15:21'23.205	
4	32.531	32.152	21.967	27.812	1'54.462	275,5	15:23'17.667	
5	<b>32.525</b>	32.078	22.036	27.863	1'54.502	277,6	15:25'12.169	
6	32.575	32.054	22.092	27.790	1'54.511	276,9	15:27'06.680	
7	32.655	32.099	21.980	27.879	1'54.613	276,9	15:29'01.293	
8	32.616	32.075	22.073	27.823	1'54.587	278,4	15:30'55.880	
9	32.577	32.141	21.948	28.000	1'54.666	279,1	15:32'50.546	
10	32.744	32.088	22.053	<b>27.780</b>	1'54.665	275,5	15:34'45.211	
11	32.535	32.168	<b>21.947</b>	27.825	1'54.475	277,6	15:36'39.686	
12	32.534	<b>32.042</b>	22.041	27.828	<b>1'54.445</b>	<b>280,5</b>	15:38'34.131	
13	32.750	32.086	22.061	27.839	1'54.736	279,1	15:40'28.867	
14	32.598	34.025	21.953	28.203	1'56.779	268,7	15:42'25.646	
15	32.744	32.247	22.369	28.342	1'55.702	272,0	15:44'21.348	

Race Time 28'48.271

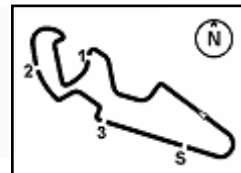
<b>7° 9 J. NAVARRO [1'54.727]</b>								
Lap	Seg1	Seg2	Seg3	Seg4	Lap Time	km/h	Local Time	
1			32.633	21.977	<b>28.012</b>	1'59.258	274,8	15:17'32.335
2	<b>32.561</b>	32.300	<b>21.824</b>	28.058	1'54.743	<b>276,9</b>	15:19'27.078	
3	32.836	32.148	21.996	28.150	1'55.130	272,7	15:21'22.208	
4	32.767	<b>32.141</b>	21.833	28.055	1'54.796	272,0	15:23'17.004	
5	32.644	32.142	21.842	28.118	1'54.746	274,8	15:25'11.750	
6	32.577	32.204	21.904	28.144	1'54.829	272,0	15:27'06.579	
7	32.979	32.220	21.902	28.066	1'55.167	274,8	15:29'01.746	
8	32.645	32.149	21.906	28.027	<b>1'54.727</b>	276,2	15:30'56.473	
9	32.585	32.192	21.912	28.276	1'54.965	273,4	15:32'51.438	
10	32.749	32.235	21.983	28.152	1'55.119	273,4	15:34'46.557	
11	32.773	32.275	22.086	28.193	1'55.327	271,4	15:36'41.884	
12	32.678	32.294	22.096	28.323	1'55.391	266,7	15:38'37.275	
13	32.832	32.504	22.157	28.412	1'55.905	267,3	15:40'33.180	
14	33.090	32.512	22.190	28.459	1'56.251	273,4	15:42'29.431	
15	32.916	32.450	22.137	28.369	1'55.872	270,0	15:44'25.303	

23/09/2023

P = Pits In/Dut - C = Lap Time Cancelled

These data/results cannot be reproduced, stored and/or transmitted in whole or in part by any manner of electronic, mechanical, photocopying, recording, broadcasting or otherwise now known or herein after developed without the previous express consent by the copyright owner, except for reproduction in daily press and regular printed publications on sale to the public within 60 days of the event related to those data/results and always provided that copyright symbol appears together as follows below.

© DORNA WSBK ORGANIZATION Srl 2023



**Tissot Aragon Round, 22-24 September 2023**  
**Chronological Analysis Race 1**

Start at 15:15'33.077

MotorLand Aragon 5.077 m

2 / 5

8° 28 G. VAN STRAALEN [1'54.673]							
Lap	Seg1	Seg2	Seg3	Seg4	Lap Time	km/h	Local Time
1		32.546	21.990	27.949	1'59.003	272,0	15:17'32.080
2	32.540	32.263	21.978	27.984	1'54.765	272,7	15:19'26.845
3	32.571	32.122	22.097	<b>27.929</b>	1'54.719	274,1	15:21'21.564
4	32.710	32.161	21.947	28.052	1'54.870	274,1	15:23'16.434
5	32.597	32.247	<b>21.867</b>	28.007	1'54.718	272,0	15:25'11.152
6	32.515	<b>32.117</b>	21.925	28.116	<b>1'54.673</b>	271,4	15:27'05.825
7	<b>32.446</b>	32.189	22.035	28.154	1'54.824	272,0	15:29'00.649
8	32.528	32.290	21.898	27.967	1'54.683	<b>275,5</b>	15:30'55.332
9	32.513	32.237	21.956	28.062	1'54.768	<b>275,5</b>	15:32'50.100
10	32.688	32.307	22.053	28.205	1'55.253	272,7	15:34'45.353
11	32.633	32.309	22.009	28.174	1'55.125	271,4	15:36'40.478
12	32.638	32.311	22.076	28.382	1'55.407	267,3	15:38'35.885
13	32.805	34.010	22.301	28.411	1'57.527	266,7	15:40'33.412
14	32.683	32.457	22.188	28.415	1'55.743	265,4	15:42'29.155
15	32.821	32.568	22.149	28.475	1'56.013	265,4	15:44'25.168

Race Time 28'52.226

9° 66 N. TUULI [1'54.672]							
Lap	Seg1	Seg2	Seg3	Seg4	Lap Time	km/h	Local Time
1		32.623	22.359	28.005	1'59.724	272,0	15:17'32.801
2	32.666	32.139	<b>21.862</b>	28.005	<b>1'54.672</b>	272,7	15:19'27.473
3	32.587	32.143	22.117	27.933	1'54.780	<b>275,5</b>	15:21'22.253
4	33.770	<b>32.062</b>	22.025	<b>27.918</b>	1'55.775	274,1	15:23'18.028
5	32.643	32.180	21.968	28.032	1'54.823	273,4	15:25'12.851
6	<b>32.530</b>	32.203	22.056	28.213	1'55.002	270,0	15:27'07.853
7	32.577	32.198	21.980	27.958	1'54.713	272,7	15:29'02.566
8	32.619	32.249	21.986	28.075	1'54.929	274,1	15:30'57.495
9	32.754	32.339	21.997	28.169	1'55.259	270,7	15:32'52.754
10	32.750	32.278	22.033	28.074	1'55.135	272,0	15:34'47.889
11	32.765	32.860	22.155	28.151	1'55.931	269,3	15:36'43.820
12	32.750	32.365	22.055	28.240	1'55.410	268,0	15:38'39.230
13	32.797	32.462	22.050	28.289	1'55.598	267,3	15:40'34.828
14	32.684	32.332	22.005	28.119	1'55.140	270,7	15:42'29.968
15	32.609	32.310	22.254	28.230	1'55.403	268,7	15:44'25.371

Race Time 28'52.294

10° 94 V. DEBISE [1'54.653]							
Lap	Seg1	Seg2	Seg3	Seg4	Lap Time	km/h	Local Time
1		32.582	21.898	<b>28.197</b>	1'59.778	<b>272,0</b>	15:17'32.855
2	32.929	32.089	21.839	28.338	1'55.195	268,7	15:19'28.050
3	33.428	32.283	21.897	28.246	1'55.854	265,4	15:21'23.904
4	32.469	<b>32.052</b>	21.892	28.240	<b>1'54.653</b>	268,7	15:23'18.557
5	32.492	32.187	21.982	28.393	1'55.054	268,7	15:25'13.611
6	32.584	32.096	21.898	28.356	1'54.934	265,4	15:27'08.545
7	<b>32.454</b>	32.166	<b>21.794</b>	28.280	1'54.694	270,7	15:29'03.239
8	32.455	32.189	21.916	28.253	1'54.813	271,4	15:30'58.052
9	32.558	32.259	21.976	28.335	1'55.128	268,7	15:32'53.180
10	32.533	32.280	21.989	28.398	1'55.200	270,0	15:34'48.380
11	32.541	32.522	21.948	28.559	1'55.570	266,7	15:36'43.950
12	32.784	32.374	22.049	28.391	1'55.598	267,3	15:38'39.548
13	32.651	32.582	21.996	28.477	1'55.706	266,7	15:40'35.254
14	32.669	32.287	21.909	28.360	1'55.225	269,3	15:42'30.479
15	32.717	32.432	22.127	28.581	1'55.857	268,0	15:44'26.336

Race Time 28'53.259

11° 62 S. MANZI [1'54.409]							
Lap	Seg1	Seg2	Seg3	Seg4	Lap Time	km/h	Local Time
1		32.234	21.738	28.286	1'57.872	263,4	15:17'30.949
2	32.489	<b>31.997</b>	21.750	28.211	1'54.447	265,4	15:19'25.396
3	32.556	32.077	21.847	28.163	1'54.643	265,4	15:21'20.039
4	<b>32.365</b>	32.041	21.779	28.324	1'54.509	265,4	15:23'14.548
5	32.459	32.043	21.833	28.236	1'54.571	268,0	15:25'09.119

23/09/2023 P = Pits In/Dut - C = Lap Time Cancelled

These data/results cannot be reproduced, stored and/or transmitted in whole or in part by any manner of electronic, mechanical, photocopying, recording, broadcasting or otherwise now known or herein after developed without the previous express consent by the copyright owner, except for reproduction in daily press and regular printed publications on sale to the public within 60 days of the event related to those data/results and always provided that copyright symbol appears together as follows below.

© DORNA WSBK ORGANIZATION Srl 2023

6	32.548	32.048	<b>21.711</b>	28.325	1'54.632	265,4	15:27'03.751
7	32.478	32.014	21.774	<b>28.143</b>	<b>1'54.409</b>	268,7	15:28'58.160
8	32.445	32.091	22.008	28.160	1'54.704	<b>270,0</b>	15:30'52.864
9	32.469	32.261	21.737	28.210	1'54.677	268,7	15:32'47.541
10	32.509	32.192	21.808	28.459	1'54.968	268,0	15:34'42.509
11	32.631	32.291	21.861	28.359	1'55.142	265,4	15:36'37.651
12	32.572	32.172	21.911	28.472	1'55.127	264,1	15:38'32.778
13	33.033	32.365	21.732	28.455	1'55.585	263,4	15:40'28.363
14	32.560	32.261	21.835	28.237	1'54.893	269,3	15:42'23.256
15	32.524	32.277	21.967	36.611	2'03.379	254,7	15:44'26.635

Race Time 28'53.558

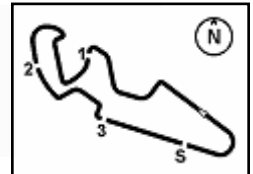
12° 72 Y. RUIZ [1'55.329]							
Lap	Seg1	Seg2	Seg3	Seg4	Lap Time	km/h	Local Time
1		33.056	22.380	28.403	2'01.767	<b>268,0</b>	15:17'34.844
2	32.634	<b>32.180</b>	22.089	28.432	1'55.335	266,7	15:19'30.179
3	32.781	32.318	21.987	28.377	1'55.463	266,7	15:21'25.642
4	<b>32.560</b>	32.210	22.428	28.439	1'55.637	266,0	15:23'21.279
5	32.708	32.307	21.945	28.477	1'55.437	266,7	15:25'16.716
6	32.739	32.291	<b>21.899</b>	28.576	1'55.505	262,8	15:27'12.221
7	32.830	32.402	22.028	28.336	1'55.596	266,7	15:29'07.817
8	32.742	32.314	22.018	<b>28.255</b>	<b>1'55.329</b>	<b>268,0</b>	15:31'03.146
9	32.804	32.374	21.927	28.501	1'55.606	264,7	15:32'58.752
10	32.817	32.354	22.064	28.431	1'55.666	266,7	15:34'54.418
11	32.754	32.363	21.949	28.437	1'55.503	266,7	15:36'49.921
12	32.867	32.330	22.109	28.681	1'55.987	266,0	15:38'45.908
13	33.025	32.945	22.226	28.576	1'56.772	267,3	15:40'42.680
14	32.974	33.016	22.332	28.419	1'56.741	<b>268,0</b>	15:42'39.421
15	33.566	32.414	22.555	28.630	1'57.165	264,1	15:44'36.586

Race Time 29'03.509

13° 27 A. DIAZ [1'55.117]							
Lap	Seg1	Seg2	Seg3	Seg4	Lap Time	km/h	Local Time
1		32.959	22.138	28.356	2'00.335	268,7	15:17'33.412
2	32.707	<b>32.313</b>	21.967	<b>28.264</b>	1'55.251	267,3	15:19'28.663
3	32.752	32.545	22.200	28.269	1'55.766	265,4	15:21'24.429
4	<b>32.462</b>	32.383	21.863	28.409	<b>1'55.117</b>	265,4	15:23'19.546
5	32.722	32.398	21.888	28.482	1'55.490	266,0	15:25'15.036
6	32.557	32.397	<b>21.803</b>	28.594	1'55.351	260,9	15:27'10.387
7	32.636	32.477	21.916	28.461	1'55.490	263,4	15:29'05.877
8	32.633	32.475	21.942	28.486	1'55.536	266,7	15:31'01.413
9	32.908	32.556	21.892	28.667	1'56.023	262,1	15:32'57.436
10	32.806	32.563	22.129	28.703	1'56.201	261,5	15:34'53.637
11	32.852	32.388	22.007	28.407	1'55.654	268,7	15:36'49.291
12	32.852	32.670	22.198	29.146	1'56.866	258,4	15:38'46.157
13	33.139	32.799	22.169	28.560	1'56.667	268,7	15:40'42.824
14	33.169	32.948	22.323	28.356	1'56.796	268,7	15:42'39.620
15	33.504	32.668	22.315	28.523	1'57.010	<b>272,0</b>	15:44'36.630

Race Time 29'03.553

14° 29 N. SPINELLI [1'55.159]							
Lap	Seg1	Seg2	Seg3	Seg4	Lap Time	km/h	Local Time
1		32.911	22.448	28.363	2'01.055	267,3	15:17'34.132
2	<b>32.451</b>	<b>32.198</b>	22.306	28.204	<b>1'55.159</b>	<b>275,5</b>	15:19'29.291
3	32.643	32.484	22.029	<b>28.151</b>	1'55.307	272,0	15:21'24.598
4	32.558	32.402	22.081	28.415	1'55.456	268,7	15:23'20.054
5	32.656	32.304	21.963	28.286	1'55.209	270,7	15:25'15.263
6	32.636	32.391	22.125	28.433	1'55.585	266,7	15:27'10.848
7	32.655	32.406	<b>21.955</b>	28.195	1'55.211	270,7	15:29'06.059
8	32.687	32.539	22.085	28.304	1'55.615	270,7	15:31'01.674
9	32.859	32.629	22.128	28.397	1'56.013	268,7	15:32'57.687
10	32.823	32.455	22.212	28.340	1'55.830	269,3	15:34'53.517
11	32.782	32.376	22.008	28.419	1'55.585	264,7	15:36'49.102
12	32.904	32.499	22.238	29.417	1'57.058	260,9	15:38'46.160
13	32.939	32.731	22.143	28.708	1'56.521	262,1	15:40'42.681
14	33.134	32.788	22.237	28.532	1'56.691	264,1	15:42'39.372



**Tissot Aragon Round, 22-24 September 2023**  
**Chronological Analysis Race 1**

MotorLand Aragon 5.077 m

Start at 15:15'33.077

3 / 5

15 33.442 32.538 23.133 28.671 1'57.784 268,7 15:44'37.156  
Race Time 29'04.079

5 32.987 32.556 22.431 28.082 1'56.056 270,7 15:25'22.303  
6 32.824 32.491 22.372 28.260 1'55.947 274,8 15:27'18.250  
7 32.972 32.469 22.525 **28.073** 1'56.039 **279,1** 15:29'14.289  
8 32.804 32.540 22.203 28.116 1'55.663 274,8 15:31'09.952  
9 32.895 32.779 22.277 28.346 1'56.297 266,7 15:33'06.249  
10 **32.603** 32.602 **22.151** 28.442 1'55.798 269,3 15:35'02.047  
11 32.617 32.638 22.345 28.191 1'55.791 270,0 15:36'57.838  
12 32.808 34.834 22.377 28.214 1'58.233 265,4 15:38'56.071  
13 32.674 32.736 22.413 28.420 1'56.243 266,7 15:40'52.314  
14 32.941 32.893 22.523 28.304 1'56.661 269,3 15:42'48.975  
15 32.913 32.977 22.455 28.431 1'56.776 266,0 15:44'45.751  
Race Time 29'12.674

15° 50 D. VOSTATEK (1'55.701)							
Lap	Seg1	Seg2	Seg3	Seg4	Lap Time	km/h	Local Time
1		33.859	22.352	28.162	2'03.009	276,2	15:17'36.086
2	33.301	32.701	22.547	28.259	1'56.808	271,4	15:19'32.894
3	33.159	32.639	22.427	28.306	1'56.531	272,7	15:21'29.425
4	32.865	32.507	22.154	28.339	1'55.865	274,1	15:23'25.290
5	32.982	32.751	22.338	28.209	1'56.280	272,7	15:25'21.570
6	33.005	<b>32.443</b>	22.438	28.396	1'56.282	268,0	15:27'17.852
7	32.806	32.570	22.499	28.126	1'56.001	<b>276,9</b>	15:29'13.853
8	32.856	32.587	22.168	<b>28.090</b>	1'55.701	275,5	15:31'09.554
9	32.964	32.639	22.134	28.349	1'56.086	268,0	15:33'05.640
10	32.821	32.529	22.117	28.350	1'55.817	267,3	15:35'01.457
11	32.982	32.604	22.147	28.441	1'56.174	268,0	15:36'57.631
12	32.895	32.565	22.067	28.430	1'55.957	266,7	15:38'53.588
13	32.871	32.617	<b>21.990</b>	28.585	1'56.063	264,7	15:40'49.651
14	32.789	32.629	22.139	28.410	1'55.967	265,4	15:42'45.618
15	<b>32.773</b>	32.461	22.108	28.417	1'55.759	268,7	15:44'41.377

19° 51 A. SARMOON (1'55.943)							
Lap	Seg1	Seg2	Seg3	Seg4	Lap Time	km/h	Local Time
1		33.321	22.660	28.597	2'02.920	<b>273,4</b>	15:17'35.997
2	33.184	32.611	22.629	28.558	1'56.982	270,7	15:19'32.979
3	33.205	32.640	22.530	28.266	1'56.641	268,7	15:21'29.620
4	33.243	32.652	<b>22.094</b>	28.482	1'56.471	265,4	15:23'26.091
5	<b>32.864</b>	32.675	22.175	28.438	1'56.152	268,0	15:25'22.243
6	33.188	32.556	22.319	28.410	1'56.473	266,7	15:27'18.716
7	32.957	<b>32.444</b>	22.309	<b>28.233</b>	<b>1'55.943</b>	272,0	15:29'14.659
8	32.985	32.705	22.330	<b>28.213</b>	1'56.233	<b>273,4</b>	15:31'10.892
9	33.026	32.643	22.291	28.480	1'56.440	268,0	15:33'07.332
10	33.027	32.729	22.263	28.437	1'56.456	267,3	15:35'03.788
11	32.916	32.656	22.172	28.523	1'56.267	267,3	15:37'00.055
12	33.116	32.624	22.322	28.499	1'56.561	267,3	15:38'56.616
13	33.050	32.795	22.200	28.802	1'56.847	262,1	15:40'53.463
14	33.100	32.893	22.285	28.718	1'56.996	265,4	15:42'50.459
15	33.388	32.890	22.468	28.673	1'57.419	265,4	15:44'47.878

16° 48 L. DALLA PORTA (1'55.789)							
Lap	Seg1	Seg2	Seg3	Seg4	Lap Time	km/h	Local Time
1		33.002	22.635	28.308	2'02.486	271,4	15:17'35.563
2	32.961	32.605	22.899	28.245	1'56.710	272,0	15:19'32.273
3	32.899	<b>32.310</b>	22.222	28.411	1'55.842	268,0	15:21'28.115
4	33.052	32.395	<b>22.162</b>	28.416	1'56.025	269,3	15:23'24.140
5	33.014	32.559	22.383	28.351	1'56.307	270,7	15:25'20.447
6	33.124	32.570	22.575	28.390	1'56.659	272,0	15:27'17.106
7	33.159	32.572	22.739	28.197	1'56.667	274,8	15:29'13.772
8	33.196	32.612	22.611	<b>28.180</b>	1'56.599	<b>275,5</b>	15:31'10.373
9	33.037	32.580	22.370	28.290	1'56.277	270,7	15:33'06.649
10	<b>32.814</b>	32.429	22.290	28.256	<b>1'55.789</b>	272,7	15:35'02.438
11	32.856	32.403	22.324	28.376	1'55.959	268,0	15:36'58.397
12	32.961	32.483	22.272	28.448	1'56.164	267,3	15:38'54.561
13	33.004	32.412	22.215	28.414	1'56.045	267,3	15:40'50.606
14	32.922	32.557	22.321	28.277	1'56.077	268,0	15:42'46.683
15	32.958	32.525	22.483	28.396	1'56.362	269,3	15:44'43.045

20° 22 F. FULIGNI (1'56.236)							
Lap	Seg1	Seg2	Seg3	Seg4	Lap Time	km/h	Local Time
1		33.436	22.792	28.487	2'03.748	270,7	15:17'36.825
2	34.163	33.004	22.425	28.322	1'57.914	<b>272,0</b>	15:19'34.739
3	33.665	32.726	22.350	28.253	1'56.994	267,3	15:21'31.733
4	33.047	32.707	22.330	28.208	1'56.292	270,7	15:23'28.025
5	32.971	32.614	<b>22.325</b>	28.364	1'56.274	270,0	15:25'24.299
6	<b>32.968</b>	<b>32.612</b>	22.333	28.323	<b>1'56.236</b>	270,0	15:27'20.535
7	33.081	32.702	22.357	28.222	1'56.362	269,3	15:29'16.897
8	33.084	32.714	22.361	<b>28.182</b>	1'56.341	270,0	15:31'13.238
9	33.202	32.944	22.377	28.348	1'56.871	266,0	15:33'10.109
10	33.067	32.621	22.369	28.315	1'56.372	266,7	15:35'06.481
11	33.026	32.665	22.434	28.310	1'56.435	267,3	15:37'02.916
12	33.014	32.771	22.392	28.367	1'56.544	264,1	15:38'59.460
13	33.027	32.830	22.639	28.422	1'56.918	263,4	15:40'56.378
14	33.139	32.849	22.589	28.499	1'57.076	265,4	15:42'53.454
15	33.242	32.853	22.606	28.480	1'57.181	266,7	15:44'50.635

17° 61 C. ONCU (1'55.651)							
Lap	Seg1	Seg2	Seg3	Seg4	Lap Time	km/h	Local Time
1		33.832	22.496	28.192	2'02.760	275,5	15:17'35.837
2	33.223	32.544	22.636	28.469	1'56.872	273,4	15:19'32.709
3	33.269	32.610	22.313	28.387	1'56.579	272,7	15:21'29.288
4	32.885	<b>32.321</b>	22.088	28.357	<b>1'55.651</b>	268,0	15:23'24.939
5	33.226	32.784	<b>22.008</b>	28.330	1'56.348	273,4	15:25'21.287
6	32.982	32.543	22.506	28.671	1'56.702	268,0	15:27'17.989
7	33.058	32.529	22.430	28.233	1'56.250	274,8	15:29'14.239
8	33.208	32.680	22.347	<b>28.110</b>	1'56.345	<b>276,2</b>	15:31'10.584
9	32.988	32.784	22.286	28.368	1'56.426	270,0	15:33'07.010
10	33.086	32.637	22.298	28.415	1'56.436	268,0	15:35'03.446
11	32.859	32.536	22.271	28.321	1'55.987	269,3	15:36'59.433
12	32.759	32.500	22.113	28.393	1'55.765	266,7	15:38'55.198
13	<b>32.742</b>	32.636	22.227	28.611	1'56.216	265,4	15:40'51.414
14	33.199	33.061	22.479	28.779	1'57.518	266,7	15:42'48.932
15	33.432	32.748	22.392	28.190	1'56.762	274,1	15:44'45.694

21° 73 M. KOFLER (1'56.511)							
Lap	Seg1	Seg2	Seg3	Seg4	Lap Time	km/h	Local Time
1		33.225	22.659	28.540	2'02.098	268,7	15:17'35.175
2	<b>33.030</b>	32.768	22.907	28.516	1'57.221	266,0	15:19'32.396
3	33.182	32.670	22.447	28.624	1'56.923	266,7	15:21'29.319
4	33.441	33.094	22.706	28.324	1'57.565	270,0	15:23'26.884
5	33.232	32.656	<b>22.377</b>	28.325	1'56.590	269,3	15:25'23.474
6	33.355	32.700	22.414	28.531	1'57.000	266,7	15:27'20.474
7	33.596	32.766	22.379	28.232	1'56.973	270,7	15:29'17.447
8	33.239	<b>32.650</b>	22.483	<b>28.139</b>	<b>1'56.511</b>	<b>272,0</b>	15:31'13.958
9	33.351	32.879	22.407	28.371	1'57.008	266,7	15:33'10.966
10	33.476	32.855	22.545	28.534	1'57.410	266,0	15:35'08.376
11	33.174	32.928	22.483	28.589	1'57.174	266,7	15:37'05.550
12	33.490	33.015	22.527	28.778	1'57.810	262,1	15:39'03.360
13	33.663	33.131	22.623	28.811	1'58.228	262,1	15:41'01.588

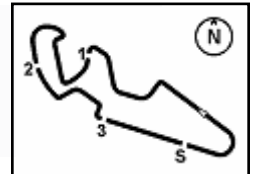
23/09/2023 P = Pits In/Out - C = Lap Time Cancelled

These data/results cannot be reproduced, stored and/or transmitted in whole or in part by any manner of electronic, mechanical, photocopying, recording, broadcasting or otherwise now known or herein after developed without the previous express consent by the copyright owner, except for reproduction in daily press and regular printed publications on sale to the public within 60 days of the event related to those data/results and always provided that copyright symbol appears together as follows below.

© DORNA WSBK ORGANIZATION Srl 2023







**Tissot Aragon Round, 22-24 September 2023**  
**Chronological Analysis Race 1**

MotorLand Aragon 5.077 m

Start at 15:15'33.077

4 / 5

14	33.754	33.011	22.782	28.673	1'58.220	264,7	15:42'59.808
15	33.693	33.087	22.754	28.674	1'58.208	265,4	15:44'58.016
Race Time 29'24.939							

4	32.942	32.662	22.269	28.503	<b>1'56.376</b>	266,7	15:23'29.465
5	<b>32.843</b>	32.786	22.396	28.719	1'56.744	267,3	15:25'26.209
6	33.703	32.776	22.663	28.672	1'57.814	267,3	15:27'24.023
7	33.370	32.775	22.419	28.527	1'57.091	269,3	15:29'21.114
8	33.810	33.471	22.407	28.680	1'58.368	269,3	15:31'19.482
9	33.501	33.043	22.519	28.946	1'58.009	<b>270,0</b>	15:33'17.491
10	33.587	33.289	22.467	28.529	1'57.872	267,3	15:35'15.363
11	33.455	32.892	22.578	28.540	1'57.465	<b>270,0</b>	15:37'12.828
12	33.319	33.096	22.581	29.046	1'58.042	262,8	15:39'10.870
13	33.455	33.105	22.646	28.794	1'58.000	265,4	15:41'08.870
14	33.432	32.830	22.621	28.570	1'57.453	266,7	15:43'06.323
15	33.340	33.040	22.688	28.645	1'57.713	266,7	15:45'04.036
Race Time 29'30.959							

22° 68 L. POWER [1'56.486]							
Lap	Seg1	Seg2	Seg3	Seg4	Lap Time	km/h	Local Time
1		33.406	22.855	<b>28.508</b>	2'03.989	267,3	15:17'37.066
2	33.692	32.709	22.591	28.577	1'57.569	266,7	15:19'34.635
3	33.060	<b>32.608</b>	<b>22.227</b>	28.591	<b>1'56.486</b>	262,1	15:21'31.121
4	32.951	32.787	22.346	28.670	1'56.754	264,1	15:23'27.875
5	33.306	32.674	22.314	28.581	1'56.875	<b>268,0</b>	15:25'24.750
6	<b>32.922</b>	33.047	22.506	28.674	1'57.149	264,1	15:27'21.899
7	33.278	32.767	22.434	28.516	1'56.995	265,4	15:29'18.894
8	33.129	33.434	22.411	28.522	1'57.496	266,0	15:31'16.390
9	33.163	33.043	22.579	28.770	1'57.555	261,5	15:33'13.945
10	33.184	33.099	22.748	28.881	1'57.912	260,9	15:35'11.857
11	33.364	33.206	22.581	28.791	1'57.942	262,8	15:37'09.799
12	33.317	32.968	22.467	28.881	1'57.633	260,2	15:39'07.432
13	33.174	32.999	22.454	28.923	1'57.550	259,6	15:41'04.982
14	33.210	32.968	22.550	28.820	1'57.548	260,9	15:43'02.530
15	33.191	32.919	22.654	28.757	1'57.521	262,8	15:45'00.051
Race Time 29'26.974							

26° 95 T. MACKENZIE [1'56.629]							
Lap	Seg1	Seg2	Seg3	Seg4	Lap Time	km/h	Local Time
1		33.807	23.414	28.417	2'04.749	269,3	15:17'37.826
2	35.014	<b>32.544</b>	<b>22.213</b>	28.647	1'58.418	265,4	15:19'36.244
3	33.129	32.645	22.277	28.578	<b>1'56.629</b>	264,7	15:21'32.873
4	<b>32.946</b>	32.623	22.767	28.423	1'56.759	269,3	15:23'29.632
5	33.011	32.787	22.543	28.570	1'56.911	268,7	15:25'26.543
6	33.427	32.906	22.569	28.638	1'57.540	268,0	15:27'24.083
7	33.438	32.796	22.608	<b>28.286</b>	1'57.128	<b>272,0</b>	15:29'21.211
8	33.816	32.931	22.528	28.734	1'58.009	266,7	15:31'19.220
9	33.411	33.099	22.450	29.157	1'58.117	260,2	15:33'17.337
10	33.834	33.435	22.613	28.476	1'58.358	268,0	15:35'15.695
11	33.300	32.851	22.599	28.537	1'57.287	270,7	15:37'12.982
12	33.298	33.287	22.724	28.635	1'57.944	267,3	15:39'10.926
13	33.482	33.161	22.691	28.743	1'58.077	265,4	15:41'09.003
14	33.444	32.961	22.501	28.478	1'57.384	269,3	15:43'06.387
15	33.506	33.044	22.692	29.113	1'58.355	260,9	15:45'04.742
Race Time 29'31.665							

23° 35 L. TACCINI [1'56.702]							
Lap	Seg1	Seg2	Seg3	Seg4	Lap Time	km/h	Local Time
1		33.421	22.996	28.358	2'04.070	<b>275,5</b>	15:17'37.147
2	34.352	32.978	<b>22.208</b>	28.495	1'58.033	272,0	15:19'35.180
3	33.417	<b>32.677</b>	22.434	28.394	1'56.922	270,7	15:21'32.102
4	33.088	32.684	22.385	28.545	<b>1'56.702</b>	270,7	15:23'28.804
5	<b>33.044</b>	32.903	22.617	28.739	1'57.303	268,7	15:25'26.107
6	33.316	32.972	22.591	28.945	1'57.824	266,7	15:27'23.931
7	33.343	32.829	22.705	<b>28.345</b>	1'57.222	274,8	15:29'21.153
8	33.474	33.153	22.497	28.772	1'57.896	270,0	15:31'19.049
9	33.390	33.219	22.788	28.831	1'58.228	266,7	15:33'17.277
10	33.561	33.219	22.427	28.807	1'58.014	264,1	15:35'15.291
11	33.351	32.897	22.619	28.553	1'57.420	271,4	15:37'12.711
12	33.336	33.135	22.423	28.986	1'57.880	262,8	15:39'10.591
13	33.381	33.181	22.534	28.914	1'58.010	262,8	15:41'08.601
14	33.275	33.076	22.394	28.897	1'57.642	264,1	15:43'06.243
15	33.311	33.026	22.671	28.674	1'57.682	270,7	15:45'03.925
Race Time 29'30.848							

RET 99 A. HUERTAS [1'54.501]							
Lap	Seg1	Seg2	Seg3	Seg4	Lap Time	km/h	Local Time
1		32.209	21.917	27.985	1'58.327	272,7	15:17'31.404
2	32.634	32.232	<b>21.893</b>	28.002	1'54.761	274,8	15:19'26.165
3	32.618	32.197	21.999	28.093	1'54.907	270,7	15:21'21.072
4	32.570	<b>32.110</b>	21.979	27.977	1'54.636	271,4	15:23'15.708
5	32.825	32.148	21.936	27.941	1'54.850	272,7	15:25'10.558
6	32.511	32.135	21.928	28.067	1'54.641	270,7	15:27'05.199
7	<b>32.406</b>	32.218	21.960	27.917	<b>1'54.501</b>	274,1	15:28'59.700
8	32.699	32.316	22.007	<b>27.850</b>	1'54.872	<b>276,9</b>	15:30'54.572
9	32.491	32.242	22.008	27.989	1'54.730	274,1	15:32'49.302
Race Time 17'16.225							

24° 16 Y. OKAYA [1'56.568]							
Lap	Seg1	Seg2	Seg3	Seg4	Lap Time	km/h	Local Time
1		33.720	22.896	28.346	2'04.301	270,0	15:17'37.378
2	34.494	33.057	22.395	28.392	1'58.338	270,0	15:19'35.716
3	33.210	32.744	<b>22.349</b>	<b>28.265</b>	<b>1'56.568</b>	270,0	15:21'32.284
4	33.346	<b>32.615</b>	22.479	28.370	1'56.810	270,7	15:23'29.094
5	<b>33.062</b>	32.857	22.815	28.437	1'57.171	268,7	15:25'26.265
6	33.405	32.893	22.627	28.638	1'57.563	<b>271,4</b>	15:27'23.828
7	33.278	32.877	22.460	28.663	1'57.278	269,3	15:29'21.106
8	33.674	33.103	22.724	28.699	1'58.200	268,7	15:31'19.306
9	33.525	33.034	22.933	28.580	1'58.072	270,7	15:33'17.378
10	33.589	33.146	22.545	28.565	1'57.845	266,7	15:35'15.223
11	33.231	33.016	22.438	28.627	1'57.312	267,3	15:37'12.535
12	33.288	33.703	22.625	28.658	1'58.274	269,3	15:39'10.809
13	33.390	33.061	22.703	28.823	1'57.977	268,0	15:41'08.786
14	33.329	32.931	22.537	28.543	1'57.340	267,3	15:43'06.126
15	33.255	33.088	22.601	28.895	1'57.839	265,4	15:45'03.965
Race Time 29'30.888							

RET 41 H. GARZO VICENT [1'55.811]							
Lap	Seg1	Seg2	Seg3	Seg4	Lap Time	km/h	Local Time
1		33.124	22.566	28.668	2'01.917	264,7	15:17'34.994
2	32.727	33.519	22.621	28.793	1'57.660	264,1	15:19'32.654
3	33.088	32.582	22.160	28.552	1'56.382	261,5	15:21'29.036
4	<b>32.527</b>	<b>32.205</b>	22.500	28.769	1'56.001	<b>268,0</b>	15:23'25.037
5	33.032	32.540	<b>21.999</b>	28.503	1'56.074	264,1	15:25'21.111
6	32.698	32.429	22.204	28.800	1'56.131	261,5	15:27'17.242
7	33.151	32.516	22.329	<b>28.414</b>	1'56.410	265,4	15:29'13.652
8	32.798	32.457	22.081	28.475	<b>1'55.811</b>	265,4	15:31'09.463
Race Time 15'36.386							

25° 26 M. NORRODIN [1'56.376]							
Lap	Seg1	Seg2	Seg3	Seg4	Lap Time	km/h	Local Time
1		33.702	22.909	<b>28.491</b>	2'04.606	268,0	15:17'37.683
2	35.193	32.924	<b>22.082</b>	28.663	1'58.862	266,7	15:19'36.545
3	33.092	<b>32.495</b>	22.389	28.568	1'56.544	267,3	15:21'33.089

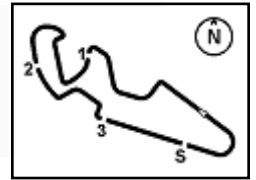
RET 69 T. BOOTH-AMOS [1'54.903]							
Lap	Seg1	Seg2	Seg3	Seg4	Lap Time	km/h	Local Time
1		33.043	22.682	28.204	2'01.141	270,7	15:17'34.218
2	32.578	<b>32.062</b>	22.093	<b>28.170</b>	<b>1'54.903</b>	269,3	15:19'29.121
3	32.536	32.357	22.844	28.289	1'56.026	266,0	15:21'25.147
4	<b>32.376</b>	32.202	<b>22.092</b>	29.772	1'56.442	<b>273,4</b>	15:23'21.589
5	32.578	32.305	22.204	29.811	1'56.898	264,1	15:25'18.487
6	43.002				9'57.988P		15:35'16.475

23/09/2023 P = Pits In/Out - C = Lap Time Cancelled

These data/results cannot be reproduced, stored and/or transmitted in whole or in part by any manner of electronic, mechanical, photocopying, recording, broadcasting or otherwise now known or herein after developed without the previous express consent by the copyright owner, except for reproduction in daily press and regular printed publications on sale to the public within 60 days of the event related to those data/results and always provided that copyright symbol appears together as follows below.

© DORNA WSBK ORGANIZATION Srl 2023





**Tissot Aragon Round, 22-24 September 2023  
Chronological Analysis Race 1**

Start at 15:15'33.077

Race Time 19'43.398

RET		17 J. MCPHEE					
Lap	Seg.1	Seg.2	Seg.3	Seg.4	Lap Time	km/h	Local Time
1		32.983	22.658	27.875	2'01.665	268,7	15:17'34.742
					Race Time 2'01.665		

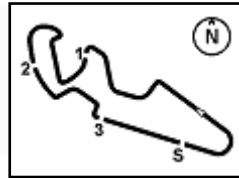
23/09/2023

P = Pits In/Dut - C = Lap Time Cancelled

These data/results cannot be reproduced, stored and/or transmitted in whole or in part by any manner of electronic, mechanical, photocopying, recording, broadcasting or otherwise now known or herein after developed without the previous express consent by the copyright owner, except for reproduction in daily press and regular printed publications on sale to the public within 60 days of the event related to those data/results and always provided that copyright symbol appears together as follows below.

© DORNA WSBK ORGANIZATION Srl 2023

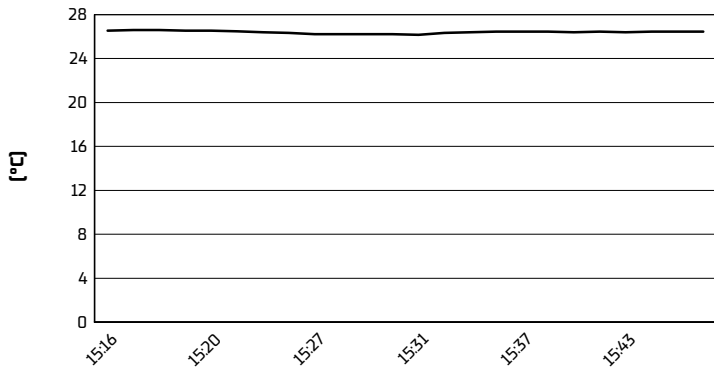




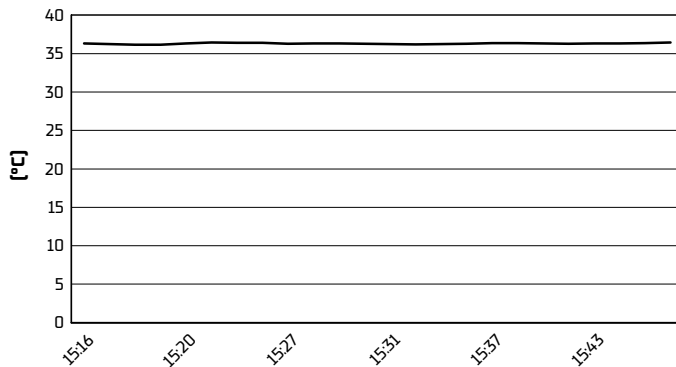
**Tissot Aragon Round, 22-24 September 2023**  
**Weather Report Race 1**

Session started 15:16 - Session ended 15:49

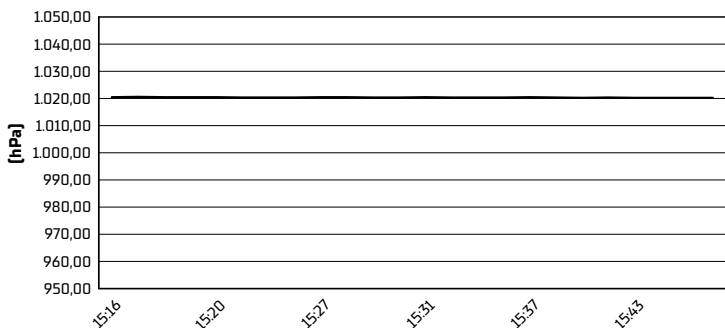
**Air Temperature**



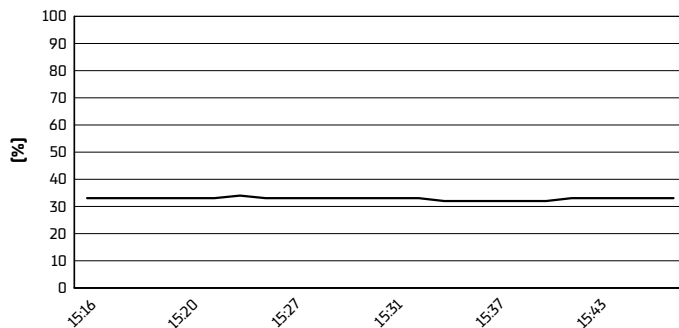
**Track Temperature**



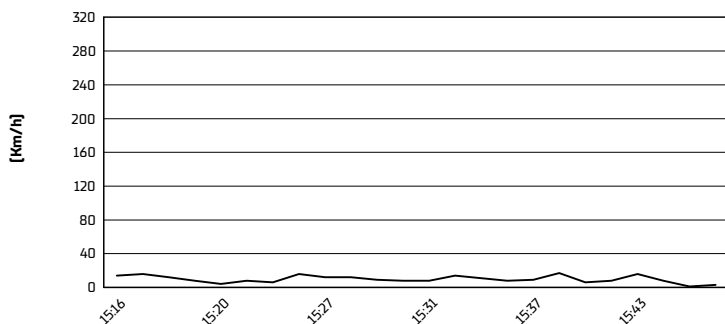
**Air Pressure**



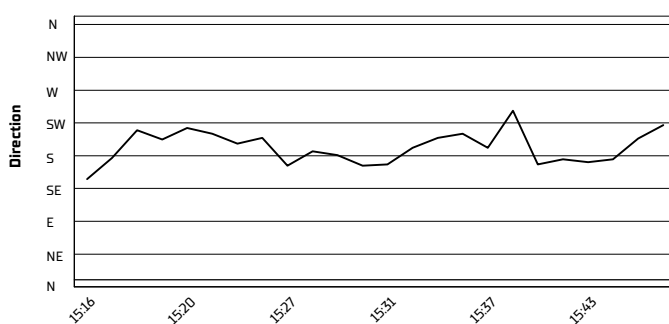
**Humidity**



**Wind Speed**



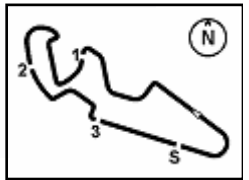
**Wind Direction**



23/09/2023

These data/results cannot be reproduced, stored and/or transmitted in whole or in part by any manner of electronic, mechanical, photocopying, recording, broadcasting or otherwise now known or herein after developed without the previous express consent by the copyright owner, except for reproduction in daily press and regular printed publications on sale to the public within 60 days of the event related to those data/results and always provided that copyright symbol appears together as follows below.

© DORNA WSBK ORGANIZATION Srl 2023



MotorLand Aragon 5.077 m

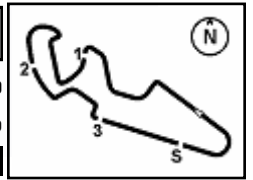
**Tissot Aragon Round, 22-24 September 2023**  
**Manufacturers Standings**

Points	Points From First	Points From Previous	February 26 PHILLIP ISLAND		March 5 MANDALIKA		April 23 ASSEN		May 7 BARCELONA		June 4 MISANO		July 2 DONINGTON PARK		July 16 IMOLA		July 30 MOST		September 10 MAGNY-COURS		September 24 ARAGON		October 1 PORTIMAO		October 29 JEREZ		
			1	2	1	2	1	2	1	2	1	2	1	2	1	2	1	2	1	2	1	2	1	2	1	2	1
1	<b>420</b>		25	25	20	25	25	25	25	10	25	20	25	25	16	20	25	9	25	25	25						
			1	1	1	1	1	1	1	1	1	1	1	1	1	1	1	1	1	1	1						
2	<b>340</b>	80	20	20	10	20	16	20	13	16	20	25	20	20	11	25	25	20	10	20	20	9					
			2	2	3	2	2	2	2	2	2	2	2	2	2	2	2	2	2	2	2	2					
3	<b>275</b>	145	65	9	13	13	11	20	13	20	25	13	16	8	8	20	8	16	20	9	13	20					
				6	4	5	4	4	4	3	3	3	3	3	3	3	3	3	3	3	3	3					
4	<b>202</b>	218	73	16	16	25	13	9	8	4	4	6	11	10	13	8	13	11	13	13	9						
				3	3	2	2	3	3	4	4	4	4	4	4	4	4	4	4	4	4	4					
5	<b>138</b>	282	64	13	7	16	10	4	11	6	8	7	6	1	4			9	7	11	11	7					
				4	5	4	4	5	5	5	5	5	5	5	5	5	5	5	5	5	5	5					
6	<b>42</b>	378	96	11	1	2	3											25									
				5	6	6	6	6	6	6	6	6	6	6	6	6	6	6	6	6	6	6					
7	<b>1</b>	419	41											1													
														7													

23/09/2023 First Line: Championship Standings - Second Line: Ranking Progression

These data/results cannot be reproduced, stored and/or transmitted in whole or in part by any manner of electronic, mechanical, photocopying, recording, broadcasting or otherwise now known or herein after developed without the previous express consent by the copyright owner, except for reproduction in daily press and regular printed publications on sale to the public within 60 days of the event related to those data/results and always provided that copyright symbol appears together as follows below.

© DORNA WSBK ORGANIZATION Srl 2023



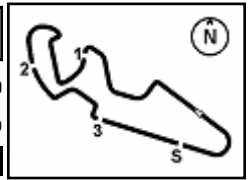
**Tissot Aragon Round, 22-24 September 2023**  
**Best Lap & Speed**

No.	Rider Bike	Nat	Best Lap		FP1		FP2		SP		RC1	
			LL	SPD	LL	SPD	LL	SPD	LL	SPD	LL	SPD
1	<b>11 N. BULEGA</b> Ducati Panigale V2	ITA	<b>1'52.306</b>	57 276,9	1'54.043	16 <b>276,9</b>	1'53.671	19 272,0	<b>1'52.306</b>	7 275,5	1'53.488	15 272,7
2	<b>55 Y. MONTELLA</b> Ducati Panigale V2	ITA	<b>1'53.030</b>	55 274,8	1'54.998	16 274,1	1'54.993	16 271,3	<b>1'53.030</b>	8 <b>274,8</b>	1'54.191	15 271,3
3	<b>64 F. CARICASULO</b> Ducati Panigale V2	ITA	<b>1'53.170</b>	57 279,7	1'54.555	16 278,3	1'53.858	18 275,5	<b>1'53.170</b>	8 <b>279,7</b>	1'54.490	15 275,5
4	<b>23 M. SCHROETTER</b> MV Agusta F3 800 RR	GER	<b>1'53.220</b>	52 277,6	1'55.072	13 273,4	1'54.501	18 275,5	<b>1'53.220</b>	6 274,8	1'54.369	15 <b>277,6</b>
5	<b>62 S. MANZI</b> Yamaha YZF R6	ITA	<b>1'53.337</b>	60 274,1	1'54.557	17 273,4	1'53.966	18 270,0	<b>1'53.337</b>	10 <b>274,1</b>	1'54.409	15 270,0
6	<b>3 R. DE ROSA</b> Ducati Panigale V2	ITA	<b>1'53.363</b>	55 274,1	1'55.077	16 273,4	1'54.878	15 269,3	<b>1'53.363</b>	9 <b>274,1</b>	1'54.473	15 272,7
7	<b>99 A. HUERTAS</b> Kawasaki ZX-6R	ESP	<b>1'53.369</b>	51 280,5	1'54.419	15 <b>280,5</b>	1'54.538	19 273,4	<b>1'53.369</b>	8 274,8	1'54.501	9 276,9
8	<b>9 J. NAVARRO</b> Yamaha YZF R6	ESP	<b>1'53.619</b>	51 278,3	1'55.135	10 276,2	1'54.137	17 <b>278,3</b>	<b>1'53.619</b>	9 274,8	1'54.727	15 276,9
9	<b>28 G. VAN STRAALEN</b> Yamaha YZF R6	NED	<b>1'53.650</b>	56 275,5	1'55.192	16 272,0	1'54.954	16 272,0	<b>1'53.650</b>	9 <b>275,5</b>	1'54.673	15 <b>275,5</b>
10	<b>54 B. SOFUOGLU</b> MV Agusta F3 800 RR	TUR	<b>1'53.724</b>	63 280,5	1'54.978	18 277,6	1'54.859	20 274,1	<b>1'53.724</b>	10 277,6	1'54.445	15 <b>280,5</b>
11	<b>29 N. SPINELLI</b> Yamaha YZF R6	ITA	<b>1'53.873</b>	55 275,5	1'56.797	14 273,4	1'55.392	17 266,6	<b>1'53.873</b>	9 274,1	1'55.159	15 <b>275,5</b>
12	<b>66 N. TUULI</b> Triumph Street Triple RS 765	FIN	<b>1'53.879</b>	53 277,6	1'55.268	15 <b>277,6</b>	1'54.506	14 274,1	<b>1'53.879</b>	9 276,2	1'54.672	15 275,5
13	<b>69 T. BOOTH-AMOS</b> Kawasaki ZX-6R	GBR	<b>1'53.933</b>	40 273,4	1'55.390	13 270,0	1'55.551	13 267,9	<b>1'53.933</b>	8 <b>273,4</b>	1'54.903	6 <b>273,4</b>
14	<b>94 V. DEBISE</b> Yamaha YZF R6	FRA	<b>1'54.067</b>	56 274,8	1'55.273	17 <b>274,8</b>	1'54.673	14 268,6	<b>1'54.067</b>	10 272,7	1'54.653	15 272,0
15	<b>41 H. GARZO VICENT</b> Yamaha YZF R6	ESP	<b>1'54.228</b>	49 274,8	1'56.702	16 271,3	1'55.654	15 270,6	<b>1'54.228</b>	10 <b>274,8</b>	1'55.811	8 267,9
16	<b>27 A. DIAZ</b> Yamaha YZF R6	ESP	<b>1'54.493</b>	58 277,6	1'57.250	16 267,3	1'55.208	17 269,3	<b>1'54.493</b>	10 <b>277,6</b>	1'55.117	15 272,0
17	<b>72 Y. RUIZ</b> Yamaha YZF R6	ESP	<b>1'54.584</b>	60 270,6	1'56.654	19 <b>270,6</b>	1'55.549	18 265,3	<b>1'54.584</b>	8 <b>270,6</b>	1'55.329	15 267,9
18	<b>71 T. EDWARDS</b> Yamaha YZF R6	AUS	<b>1'54.588</b>	57 279,0	1'56.899	14 274,8	1'56.188	18 272,0	<b>1'54.588</b>	10 274,8	1'55.546	15 <b>279,0</b>
19	<b>17 J. MCPHEE</b> Ducati Panigale V2	GBR	<b>1'54.659</b>	41 278,3	1'56.267	15 276,9	1'55.578	17 274,8	<b>1'54.659</b>	9 <b>278,3</b>		
20	<b>61 C. ONCU</b> Kawasaki ZX-6R	TUR	<b>1'54.699</b>	56 278,3	1'56.963	15 274,1	1'55.960	16 268,6	<b>1'54.699</b>	10 <b>278,3</b>	1'55.651	15 276,2
21	<b>48 L. DALLA PORTA</b> Yamaha YZF R6	ITA	<b>1'54.900</b>	55 277,6	1'56.549	16 <b>277,6</b>	1'54.943	16 272,7	<b>1'54.900</b>	8 <b>277,6</b>	1'55.789	15 275,5
22	<b>73 M. KOFLER</b> Ducati Panigale V2	AUT	<b>1'55.202</b>	59 274,8	1'56.963	17 272,0	1'56.278	17 <b>274,8</b>	<b>1'55.202</b>	10 274,1	1'56.511	15 272,0
23	<b>22 F. FULIGNI</b> Ducati Panigale V2	ITA	<b>1'55.380</b>	57 275,5	1'57.198	16 <b>275,5</b>	1'56.159	16 269,3	<b>1'55.380</b>	10 273,4	1'56.236	15 272,0
24	<b>50 D. VOSTATEK</b> Triumph Street Triple RS 765	CZE	<b>1'55.396</b>	50 276,9	1'55.968	17 276,2	1'55.896	16 272,0	<b>1'55.396</b>	2 272,0	1'55.701	15 <b>276,9</b>
25	<b>51 A. SARMOON</b> Yamaha YZF R6	THA	<b>1'55.446</b>	58 274,1	1'57.956	17 269,3	1'56.580	16 267,9	<b>1'55.446</b>	10 <b>274,1</b>	1'55.943	15 273,4

23/09/2023

These data/results cannot be reproduced, stored and/or transmitted in whole or in part by any manner of electronic, mechanical, photocopying, recording, broadcasting or otherwise now known or herein after developed without the previous express consent by the copyright owner, except for reproduction in daily press and regular printed publications on sale to the public within 60 days of the event related to those data/results and always provided that copyright symbol appears together as follows below.

© DORNA WSBK ORGANIZATION Srl 2023

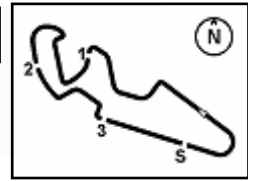

**Tissot Aragon Round, 22-24 September 2023**  
**Best Lap & Speed**

No.	Rider	Nat	Best Lap		FP1		FP2		SP		RC1						
			LL	SPD	LL	SPD	LL	SPD	LL	SPD	LL	SPD					
26	<b>76 J. GIRAL</b> Ducati Panigale V2	ESP	<b>1'55.541</b> 21 272,7		1'56.746 15 <b>272,7</b>		1'55.541 6 267,3										
27	<b>68 L. POWER</b> Kawasaki ZX-6R	AUS	<b>1'55.698</b> 50 268,6		1'57.338 13 <b>268,6</b>		1'57.164 13 263,4		<b>1'55.698</b> 9 266,6		1'56.486 15 267,9						
28	<b>16 Y. OKAYA</b> Kawasaki ZX-6R	JPN	<b>1'55.759</b> 61 274,8		1'57.988 18 <b>274,8</b>		1'57.197 18 271,3		<b>1'55.759</b> 10 272,7		1'56.568 15 271,3						
29	<b>95 T. MACKENZIE</b> Honda CBR600RR	GBR	<b>1'55.905</b> 50 272,0		1'56.763 14 269,3		1'56.228 12 263,4		<b>1'55.905</b> 9 266,0		1'56.629 15 <b>272,0</b>						
30	<b>26 M. NORRODIN</b> Honda CBR600RR	MAS	<b>1'56.047</b> 53 270,0		1'59.046 15 266,0		1'57.907 14 262,1		<b>1'56.047</b> 9 268,6		1'56.376 15 <b>270,0</b>						
31	<b>35 L. TACCINI</b> Kawasaki ZX-6R	ITA	<b>1'56.702</b> 50 275,5		1'57.932 13 271,3		1'59.180 12 266,6		1'56.962 10 273,4		<b>1'56.702</b> 15 <b>275,5</b>						
32	<b>98 M. ABE</b> Yamaha YZF R6	JPN	<b>2'00.841</b> 11 267,3		2'07.036 1 266,6		<b>2'00.841</b> 10 <b>267,3</b>										

23/09/2023

These data/results cannot be reproduced, stored and/or transmitted in whole or in part by any manner of electronic, mechanical, photocopying, recording, broadcasting or otherwise now known or herein after developed without the previous express consent by the copyright owner, except for reproduction in daily press and regular printed publications on sale to the public within 60 days of the event related to those data/results and always provided that copyright symbol appears together as follows below.

© DORNA WSBK ORGANIZATION Srl 2023



MotorLand Aragon 5.077 m

**Tissot Aragon Round, 22-24 September 2023**  
**Pirelli Best Lap Award**

	Points	Points From First	Points From Previous	February 26 PHILLIP ISLAND	March 5 MANDALIKA	April 23 ASSEN	May 7 BARCELONA	June 4 MISANO	July 2 DONINGTON PARK	July 16 IMOLA	July 30 MOST	September 10 MAGNY-COURS	September 24 ARAGON	October 1 PORTIMAO	October 29 JEREZ			
1 <b>BULEGA</b> Nicolo (ITA)	9			1		1 1	1		1 1		1 1		1					
2 <b>MANZI</b> Stefano (ITA)	4	5		1	1					1 1								
3 <b>DEBISE</b> Valentin (FRA)	2	7	2									1 1						
4 <b>CARICASULO</b> Federico (ITA)	2	7	0					1 1										
5 <b>SOFUOGLU</b> Bahattin (TUR)	1	8	1				1											
6 <b>ONCU</b> Can (TUR)	1	8	0		1													