

MotorLand Aragon 5.077 m

## Tissot Aragon Round, 22-24 September 2023 Results Race 2

Laps 14 = 72,508 Km - Time of Race 27'12.887 - Avg. 159,857 km/h

Pos	Grid	No. Rider	Nat	Team	Bike	Class	LL	Int.	Gap	Rel.	Fastest Lap	Speed	Qualifying	Speed
1	1	<b>11 N. BULEGA</b>	ITA	Aruba.it Racing WorldSSP Team	Ducati Panigale V2		14	I1			1'53.191	268,0	1'52.306	275,5
2	5	<b>62 S. MANZI</b>	ITA	Ten Kate Racing Yamaha	Yamaha YZF R6		14	I1	<b>2.160</b>	2.160	1'53.856	266,7	1'53.337	274,1
3	3	<b>64 F. CARICASULO</b>	ITA	Althea Racing Team	Ducati Panigale V2		14	I1	<b>2.913</b>	0.753	1'54.073	267,3	1'53.170	279,8
4	10	<b>54 B. SOFUOGLU</b>	TUR	MV Agusta Reparto Corse	MV Agusta F3 800 RR		14	I1	<b>3.906</b>	0.993	1'54.021	277,6	1'53.724	277,6
5	4	<b>23 M. SCHROETTER</b>	GER	MV Agusta Reparto Corse	MV Agusta F3 800 RR		14	I1	<b>4.378</b>	0.472	1'54.060	274,1	1'53.220	274,8
6	8	<b>9 J. NAVARRO</b>	ESP	Ten Kate Racing Yamaha	Yamaha YZF R6		14	I1	<b>7.688</b>	3.310	1'54.220	274,1	1'53.619	274,8
7	14	<b>94 V. DEBISE</b>	FRA	GMT94 Yamaha	Yamaha YZF R6		14	FL.1	<b>1 Sector</b>	1 Sector	1'54.148	272,7	1'54.067	272,7
8	2	<b>55 Y. MONTELLA</b>	ITA	Barni Spark Racing Team	Ducati Panigale V2		14	FL.1	<b>1 Sector</b>	1.728	1'54.287	273,4	1'53.030	274,8
9	6	<b>3 R. DE ROSA</b>	ITA	Orelac Racing Verdnatura	Ducati Panigale V2		14	FL.1	<b>1 Sector</b>	0.484	1'54.418	270,7	1'53.363	274,1
10	11	<b>29 N. SPINELLI</b>	ITA	VFT Racing WEBIKE Yamaha	Yamaha YZF R6		14	FL.1	<b>1 Sector</b>	0.304	1'54.387	272,0	1'53.873	274,1
11	13	<b>69 T. BOOTH-AMOS</b>	GBR	Motozoo ME AIR Racing	Kawasaki ZX-6R	*	14	FL.1	<b>1 Sector</b>	0.948	1'54.215	270,7	1'53.933	273,4
12	23	<b>50 O. VOSTATEK</b>	CZE	PTR Triumph	Triumph Street Triple RS 765		14	FL.1	<b>1 Sector</b>	5.963	1'54.688	276,2	1'55.396	272,0
13	18	<b>17 J. MCPHEE</b>	GBR	D34G Racing	Ducati Panigale V2		14	FL.1	<b>1 Sector</b>	0.062	1'54.785	276,9	1'54.659	278,4
14	17	<b>71 T. EDWARDS</b>	AUS	Yart-Yamaha WorldSSP Team	Yamaha YZF R6	*	14	FL.1	<b>1 Sector</b>	0.392	1'54.740	273,4	1'54.588	274,8
15	16	<b>72 Y. RUIZ</b>	ESP	MDR Offitec Yamaha	Yamaha YZF R6		14	FL.1	<b>1 Sector</b>	0.606	1'54.703	267,3	1'54.584	270,7
16	15	<b>27 A. DIAZ</b>	ESP	Arco Yart Yamaha WorldSSP	Yamaha YZF R6	*	14	FL	<b>2 Sectors</b>	1 Sector	1'55.232	267,3	1'54.493	277,6
17	19	<b>61 C. ONCU</b>	TUR	Kawasaki Puccetti Racing	Kawasaki ZX-6R		14	FL	<b>2 Sectors</b>	12.127	1'55.506	270,7	1'54.699	278,4
18	24	<b>51 A. SARMOON</b>	THA	Yamaha Thailand Racing Team	Yamaha YZF R6		14	FL	<b>2 Sectors</b>	0.104	1'55.837	268,7	1'55.446	274,1
19	22	<b>22 F. FULIGNI</b>	ITA	Orelac Racing Verdnatura	Ducati Panigale V2	*	14	FL	<b>2 Sectors</b>	0.112	1'55.835	272,0	1'55.380	273,4
20	21	<b>73 M. KOFLER</b>	AUT	D34G Racing	Ducati Panigale V2	*	14	FL	<b>2 Sectors</b>	0.203	1'55.802	268,0	1'55.202	274,1
21	25	<b>68 L. POWER</b>	AUS	Motozoo ME AIR Racing	Kawasaki ZX-6R	*	14	FL	<b>2 Sectors</b>	0.575	1'56.047	267,3	1'55.698	266,7
22	27	<b>95 T. MACKENZIE</b>	GBR	PETRONAS MIE Racing Honda Team	Honda CBR600RR		14	FL	<b>2 Sectors</b>	0.075	1'55.748	268,0	1'55.905	266,0
23	28	<b>26 M. NORRODIN</b>	MAS	PETRONAS MIE Racing Honda Team	Honda CBR600RR		13	SPD	<b>1 Lap</b>	1 Lap	1'56.757	265,4	1'56.047	268,7
24	26	<b>16 Y. OKAYA</b>	JPN	ProDina Kawasaki Racing	Kawasaki ZX-6R	*	13	SPD	<b>1 Lap</b>	5.336	1'56.961	268,7	1'55.759	272,7
25	29	<b>35 L. TACCINI</b>	ITA	Vince64 by Puccetti Racing	Kawasaki ZX-6R		13	SPD	<b>1 Lap</b>	0.110	1'56.936	271,4	1'56.962	273,4
<b>Not Classified</b>														
RET	12	<b>66 N. TUULI</b>	FIN	PTR Triumph	Triumph Street Triple RS 765		14				1'53.805	274,8	1'53.879	276,2
RET	20	<b>48 L. DALLA PORTA</b>	ITA	Evan Bros. WorldSSP Yamaha Team	Yamaha YZF R6		12				1'55.020	272,0	1'54.900	277,6
RET	7	<b>99 A. HUERTAS</b>	ESP	MTM Kawasaki	Kawasaki ZX-6R		10				1'53.915	271,4	1'53.369	274,8
RET	9	<b>28 G. VAN STRAALLEN</b>	NED	EAB Racing Team	Yamaha YZF R6		0						1'53.650	275,5

AIR	Humidity:	41%	Temp:	24°C
TRACK	Condition:	Dry	Temp:	34°C

Records	Pole [SP]	2023	N.Bulega	1'52.306	162,745 Km/h
	Race [RC1]	2023	N.Bulega	1'53.488	161,050 Km/h
	All Times [SP]	2023	N.Bulega	1'52.306	162,745 Km/h
	Race Fastest Lap [New Record]	Lap 2	N.Bulega	1'53.191	161,472 Km/h

LAP LEADERS				
No. Rider	From	To	Laps	Total
<b>11 N. BULEGA</b>	1	14	14	14

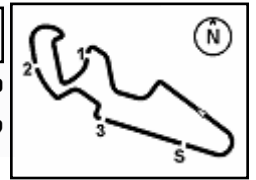
TOTAL LEADER LAPS	
No. Rider	Laps
<b>11 N. BULEGA</b>	232
<b>62 S. MANZI</b>	40
<b>61 C. ONCU</b>	28
<b>54 B. SOFUOGLU</b>	17
<b>95 T. MACKENZIE</b>	9
<b>64 F. CARICASULO</b>	8
<b>23 M. SCHROETTER</b>	1
<b>94 V. DEBISE</b>	1

\* WorldSSP Challenge

Start 12:30 End 13:03 The results are provisional until the end of the time limit for protests and appeals and the completion of the technical checks.

24/09/2023  
These data/results cannot be reproduced, stored and/or transmitted in whole or in part by any manner of electronic, mechanical, photocopying, recording, broadcasting or otherwise now known or herein after developed without the previous express consent by the copyright owner, except for reproduction in daily press and regular printed publications on sale to the public within 60 days of the event related to those data/results and always provided that copyright symbol appears together as follows below.

© DORNA WSBK ORGANIZATION Srl 2023



**Tissot Aragon Round, 22-24 September 2023**  
**Results Race 2**

**Race Highlights**

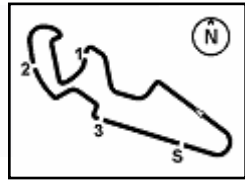
Time	No. Rider	Description
12.15.00		Sighting Lap Started
12.24.51	<b>55 Y. MONTELLA</b>	Will start the race from the back of the grid (tyre pressure)
12.27.49		Warm Up Lap Started
12.30.34		Start
12.30.50	<b>28 G. VAN STRAALEN</b>	Crashed - Turn 1
12.31.51		No Jump Starts
12.32.24	<b>28 G. VAN STRAALEN</b>	Not Actively Competing
12.34.41		New Best Race Lap
12.47.48	<b>54 B. SOFUOGLU</b>	Track Limits Warning
12.49.20	<b>99 A. HUERTAS</b>	Crashed - Turn 14
12.49.33	<b>99 A. HUERTAS</b>	Not Actively Competing
12.49.47		2/3 of Race Distance Completed
12.55.17	<b>48 L. DALLA PORTA</b>	Crashed - Turn 14
12.56.33	<b>48 L. DALLA PORTA</b>	Not Actively Competing
12.57.52		RED FLAG
12.58.13	<b>66 N. TUULI</b>	Crashed - Turn 4
13.00.02		Podium Confirmed
13.01.11		2023 WorldSSP Pirelli Best Lap Award Winner: Bulega N.
13.01.44	<b>66 N. TUULI</b>	Medical Centre
13.02.52	<b>66 N. TUULI</b>	Not entered pit lane within 5 minutes
13.03.01		End Of Session

Start End The results are provisional until the end of the time limit for protests and appeals and the completion of the technical checks.

24/09/2023 12:30 13:03

These data/results cannot be reproduced, stored and/or transmitted in whole or in part by any manner of electronic, mechanical, photocopying, recording, broadcasting or otherwise now known or herein after developed without the previous express consent by the copyright owner, except for reproduction in daily press and regular printed publications on sale to the public within 60 days of the event related to those data/results and always provided that copyright symbol appears together as follows below.

© DORNA WSBK ORGANIZATION Srl 2023



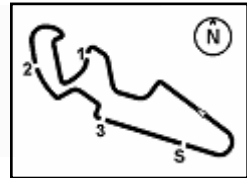
**Tissot Aragon Round, 22-24 September 2023**  
**Championship Standings**

MotorLand Aragon 5.077 m

Rank	Rider	Points	Points From First	Points From Previous	February 26 PHILLIP ISLAND		March 5 MANDALIKA		April 23 ASSEN		May 7 BARCELONA		June 4 MISANO		July 2 DONINGTON PARK		July 16 IMOLA		July 30 MOST		September 10 MAGNY-COURS		September 24 ARAGON		October 1 PORTIMAO		October 29 JEREZ				
					1	2	1	2	1	2	1	2	1	2	1	2	1	2	1	2	1	2	1	2	1	2	1	2	1	2	1
1	<b>BULEGA</b> Nicolo [ITA]	<b>408</b>			25	25	11	16	25	25	25	25	25	20	25	25	16	20	25		25	25	25	25							
2	<b>MANZI</b> Stefano [ITA]	<b>323</b>	85		10	20	9	20	11	20	10	16	20	25	20	11	25	25	20		20	16	5	20							
3	<b>SCHROETTER</b> Marcel [GER]	<b>267</b>	141	56	9	13	13	11	20	13	20	20	13	16	8		20	8	10	20	9	13	20	11							
4	<b>CARICASULO</b> Federico [ITA]	<b>210</b>	198	57	6		20	25	10	16	11	10	16	13	13	16			6	5	8	6	13	16							
5	<b>SOFUOGLU</b> Bahattin [TUR]	<b>159</b>	249	51			5	7	6	5	16	25	9	3	8	13			16	16	7		10	13							
6	<b>DEBISE</b> Valentin [FRA]	<b>149</b>	259	10	3	8	10		13	10	8	13			6	9			9	5	4	16	20	6	9						
7	<b>TUULI</b> Niki [FIN]	<b>138</b>	270	11	13	7	16	10	4	11	6	8	7	6	1	4			9	7	11	11	7								
8	<b>MONTELLA</b> Yari [ITA]	<b>129</b>	279	9					6	5	11		16	20	11	16			10	8	16	8									
9	<b>NAVARRO</b> Jorge [ESP]	<b>120</b>	288	9	7	10	4	8	6	9	9	7	8		4	5			10	7		7	9	10							
10	<b>DE ROSA</b> Raffaele [ITA]	<b>113</b>	295	7	9		9	7	7	7	1	6			9	7	10	11	13	6			11	7							
11	<b>VAN STRAALEN</b> Glenn [NED]	<b>111</b>	297	2	2	11	5		16	5	13	11	9		11	6	3		8		3	8									
12	<b>HUERTAS</b> Adrian [ESP]	<b>111</b>	297	0					3	8	4	4	5	11	10	13	6	13	11	1	13	9									
13	<b>SPINELLI</b> Nicholas [ITA]	<b>74</b>	334	37	20		7		2	7	9	4	8					9				2	6								
14	<b>ONCU</b> Can [TUR]	<b>65</b>	343	9	16	25	13	9													2										
15	<b>BOOTH-AMOS</b> Tom [GBR]	<b>55</b>	353	10					1	6	3	2	4	7	10	8			3	3	3		5								
16	<b>MCPHEE</b> John [GBR]	<b>50</b>	358	5	16	4	6	5	3	4	6	7	10	11	13	13			2		13	1	3								
17	<b>MACKENZIE</b> Tarran [GBR]	<b>40</b>	368	10	11		2	2													25										
18	<b>MAHIAS</b> Lucas [FRA]	<b>37</b>	371	3							3	6	7	5		7	7			2											
19	<b>BAYLISS</b> Oliver [AUS]	<b>26</b>	382	11	6	8	4					3	5																		
20	<b>CORSI</b> Simone [ITA]	<b>23</b>	385	3					3			10	10																		
21	<b>SARMOON</b> Anupab [THA]	<b>22</b>	386	1	8	2	3	1													8										
22	<b>VERDOIA</b> Andy [FRA]	<b>21</b>	387	1											3	2	6	4			5	1									
23	<b>NORRODIN</b> Adam [MAS]	<b>20</b>	388	1	4	1	1	3													11										
24	<b>EDWARDS</b> Tom [AUS]	<b>17</b>	391	3					1	2	5		3	2	2								2								
25	<b>DALLA PORTA</b> Lorenzo [ITA]	<b>16</b>	392	1																	6	10									

24/09/2023 First Line: Championship Standings - Second Line: Ranking Progression  
 These data/results cannot be reproduced, stored and/or transmitted in whole or in part by any manner of electronic, mechanical, photocopying, recording, broadcasting or otherwise now known or herein after developed without the previous express consent by the copyright owner, except for reproduction in daily press and regular printed publications on sale to the public within 60 days of the event related to those data/results and always provided that copyright symbol appears together as follows below.  
 © DORNA WSBK ORGANIZATION Srl 2023





**Tissot Aragon Round, 22-24 September 2023**  
**Championship Standings**

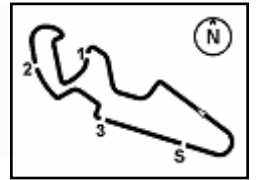
MotorLand Aragon 5.077 m

Points	Points From First	Points From Previous	February 26		March 5		April 23		May 7		June 4		July 2		July 16		July 30		September 10		September 24		October 1		October 29				
			PHILLIP ISLAND	MANDALIKA	ASSEN	BARCELONA	MISANO	DONINGTON PARK	IMOLA	MOST	MAGNY-COURS	ARAGON	PORTIMAO	JEREZ															
26	<b>GRADINGER</b> Thomas (AUT)	10	398	6															10	25	26	26	26						
27	<b>FULIGNI</b> Federico (ITA)	10	398	0							1	27	28	28	29	31	33	33	25	9	25	26	26	26					
28	<b>FULIGNI</b> Filippo (ITA)	10	398	0											5	5	25	24	24	25	25	26	26	26					
29	<b>GIMBERT</b> Johan (FRA)	9	399	1																4	5	31	29	29	29				
30	<b>MANTOVANI</b> Andrea (ITA)	9	399	0				2	4		2	1	23	23	23	23	23	25	25	28	28	29	29	29					
31	<b>JESPERSEN</b> Simon (DEN)	6	402	3																2	4	37	31	31	31				
32	<b>DIAZ</b> Alvaro (ESP)	6	402	0												3	31	31	33	35	36	31	31						
33	<b>TRUELOVE</b> Harry (GBR)	5	403	1	5	11	16	18	18	19	22	22	23	25	25	25	25	27	27	29	30	32	33	33					
34	<b>VOSTATEK</b> Ondrej (CZE)	5	403	0																		1	4	40	33				
35	<b>RUIZ</b> Yeray (ESP)	5	403	0																		4	1	34	33				
36	<b>KOFLER</b> Maximilian (AUT)	4	404	1												4	28	28	30	31	33	34	36						
37	<b>OTTAVIANI</b> Luca (ITA)	4	404	0												4	28	28	28	30	31	33	34	36					
38	<b>WONGTHANANON</b> Apiwath (THA)	4	404	0	1	3	15	19	19	20	23	23	24	26	26	26	26	26	26	28	28	28	30	31	33	34	36		
39	<b>KOFLER</b> Andreas (AUT)	3	405	1																1	2	33	33	35	36	38	39		
40	<b>BUSSOLOTTI</b> Marco (ITA)	2	406	1								2	27	27	28	30	32	32	35	37	38	39	40						
41	<b>POWER</b> Luke (AUS)	1	407	1												1	33	33	36	39	39	40	41						
42	<b>VALTULINI</b> Stefano (ITA)	1	407	0												1	31	33	33	36	39	39	40	41					
43	<b>IRWIN</b> Rhys (IRL)	1	407	0										1	29	31	33	33	36	39	39	40	41						
44	<b>FERNANDEZ GONZALEZ</b>	1	407	0						1	27	27	28	28	29	31	33	33	36	39	39	40	41						

24/09/2023 First Line: Championship Standings - Second Line: Ranking Progression  
 These data/results cannot be reproduced, stored and/or transmitted in whole or in part by any manner of electronic, mechanical, photocopying, recording, broadcasting or otherwise now known or herein after developed without the previous express consent by the copyright owner, except for reproduction in daily press and regular printed publications on sale to the public within 60 days of the event related to those data/results and always provided that copyright symbol appears together as follows below.  
 © DORNA WSBK ORGANIZATION Srl 2023







MotorLand Aragon 5.077 m

**Tissot Aragon Round, 22-24 September 2023**  
**Lap Chart Race 2**

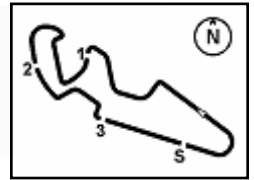
		Lap													
	1	2	3	4	5	6	7	8	9	10	11	12	13	14	
1	11	11	11	11	11	11	11	11	11	11	11	11	11	11	
2	64	62	62	62	62	62	62	62	62	62	62	62	62	62	
3	62	64	64	64	64	64	64	64	64	64	64	64	64	64	
4	23	23	23	99	99	99	99	54	54	54	54	54	54	54	
5	3	99	99	23	23	23	54	99	23	23	23	23	23	23	
6	99	3	54	54	54	54	23	23	99	9	9	9	66	9	
7	9	9	3	3	9	9	9	9	9	66	66	66	9	66	
8	54	54	9	9	66	66	66	66	66	94	94	94	94	94	
9	69	69	69	66	3	3	3	94	94	3	3	3	55	55	
10	66	66	66	69	94	94	94	3	29	29	29	29	3	3	
11	29	29	94	94	69	69	69	29	3	55	55	55	29	29	
12	72	94	29	29	29	29	29	55	55	69	69	69	69	69	
13	94	72	55	55	55	55	55	69	69	50	50	50	50	17	
14	27	55	72	72	72	72	72	72	72	72	72	17	17	50	
15	55	27	71	17	17	17	17	71	50	71	17	72	71	71	
16	71	71	27	71	71	71	71	50	71	17	71	71	72	72	
17	17	17	17	27	50	50	50	17	17	48	48	48	27	27	
18	48	48	48	48	48	48	48	48	48	27	27	27	61	61	
19	51	50	50	50	27	27	27	27	27	51	61	61	51	51	
20	50	51	61	61	61	61	61	61	51	61	51	51	73	22	
21	73	73	51	51	51	51	51	51	61	73	73	73	22	73	
22	61	61	73	73	73	73	73	73	73	95	22	22	95	68	
23	95	95	95	95	95	95	95	95	95	22	95	95	68	95	
24	22	22	22	68	68	68	68	22	68	68	68	68	26		
25	16	68	68	22	22	22	22	68	22	26	26	26	16		
26	68	16	16	16	16	26	26	26	26	16	16	16	35		
27	35	35	26	26	26	16	16	16	16	35	35	35			
28	26	26	35	35	35	35	35	35	35	99					

24/09/2023

These data/results cannot be reproduced, stored and/or transmitted in whole or in part by any manner of electronic, mechanical, photocopying, recording, broadcasting or otherwise now known or herein after developed without the previous express consent by the copyright owner, except for reproduction in daily press and regular printed publications on sale to the public within 60 days of the event related to those data/results and always provided that copyright symbol appears together as follows below.

© DORNA WSBK ORGANIZATION Srl 2023





**Tissot Aragon Round, 22-24 September 2023**  
**Lap Chart Race 2**

Lap 1		
1	11 N.Bulega	1'54.966
2	64 F.Caricasulo	1.374
3	62 S.Manzi	1.618
4	23 M.Schroetter	1.762
5	3 R.De Rosa	1.916
6	99 A.Huertas	2.045
7	9 J.Navarro	2.427
8	54 B.Sofuoglu	2.553
9	69 T.Booth-Amos	2.899
10	66 N.Tuuli	3.484
11	29 N.Spinelli	3.539
12	72 Y.Ruiz	3.680
13	94 V.Debise	3.810
14	27 A.Diaz	4.061
15	55 Y.Montella	4.222
16	71 T.Edwards	4.577
17	17 J.McPhee	4.757
18	48 L.Dalla Porta	5.241
19	51 A.Sarmoon	5.361
20	50 Q.Vostatek	5.493
21	73 M.Kofler	5.934
22	61 C.Oncu	6.180
23	95 T.Mackenzie	6.840
24	22 F.Fulgini	6.997
25	16 Y.Okaya	7.438
26	68 L.Power	7.599
27	35 L.Taccini	7.961
28	26 M.Norrodin	8.106

13	55 Y.Montella	6.346
14	72 Y.Ruiz	6.455
15	71 T.Edwards	7.936
16	27 A.Diaz	8.239
17	17 J.McPhee	8.357
18	48 L.Dalla Porta	8.783
19	50 Q.Vostatek	8.938
20	61 C.Oncu	10.689
21	51 A.Sarmoon	10.766
22	73 M.Kofler	11.414
23	95 T.Mackenzie	11.776
24	22 F.Fulgini	12.311
25	68 L.Power	13.822
26	16 Y.Okaya	14.871
27	26 M.Norrodin	15.047
28	35 L.Taccini	15.367

Lap 4		
1	11 N.Bulega	7'35.818
2	62 S.Manzi	2.784
3	64 F.Caricasulo	3.259
4	99 A.Huertas	3.604
5	23 M.Schroetter	3.788
6	54 B.Sofuoglu	4.285
7	3 R.De Rosa	4.833
8	9 J.Navarro	4.975
9	66 N.Tuuli	5.217
10	69 T.Booth-Amos	5.759
11	94 V.Debise	5.985
12	29 N.Spinelli	6.444
13	55 Y.Montella	6.680
14	72 Y.Ruiz	7.382
15	17 J.McPhee	9.189
16	71 T.Edwards	9.273
17	27 A.Diaz	9.809
18	48 L.Dalla Porta	10.211
19	50 Q.Vostatek	10.289
20	61 C.Oncu	12.242
21	51 A.Sarmoon	12.650
22	73 M.Kofler	13.338
23	95 T.Mackenzie	13.987
24	68 L.Power	16.324
25	22 F.Fulgini	16.956
26	16 Y.Okaya	18.385
27	26 M.Norrodin	18.457
28	35 L.Taccini	18.635

Lap 2		
1	11 N.Bulega	3'48.157
2	62 S.Manzi	2.283
3	64 F.Caricasulo	2.632
4	23 M.Schroetter	2.938
5	99 A.Huertas	3.179
6	3 R.De Rosa	3.477
7	9 J.Navarro	3.695
8	54 B.Sofuoglu	3.757
9	69 T.Booth-Amos	4.113
10	66 N.Tuuli	4.678
11	29 N.Spinelli	4.984
12	94 V.Debise	5.062
13	72 Y.Ruiz	5.460
14	55 Y.Montella	5.628
15	27 A.Diaz	6.205
16	71 T.Edwards	6.342
17	17 J.McPhee	6.598
18	48 L.Dalla Porta	7.070
19	50 Q.Vostatek	7.278
20	51 A.Sarmoon	8.110
21	73 M.Kofler	8.545
22	61 C.Oncu	8.651
23	95 T.Mackenzie	9.736
24	22 F.Fulgini	9.959
25	68 L.Power	11.313
26	16 Y.Okaya	11.618
27	35 L.Taccini	11.706
28	26 M.Norrodin	11.998

Lap 5		
1	11 N.Bulega	9'29.884
2	62 S.Manzi	2.870
3	64 F.Caricasulo	3.318
4	99 A.Huertas	3.674
5	23 M.Schroetter	4.120
6	54 B.Sofuoglu	4.331
7	9 J.Navarro	5.515
8	66 N.Tuuli	5.755
9	3 R.De Rosa	5.818
10	94 V.Debise	6.321
11	69 T.Booth-Amos	6.580
12	29 N.Spinelli	7.062
13	55 Y.Montella	7.214
14	72 Y.Ruiz	8.529
15	17 J.McPhee	10.324
16	71 T.Edwards	10.638
17	50 Q.Vostatek	10.911
18	48 L.Dalla Porta	11.605
19	27 A.Diaz	11.928
20	61 C.Oncu	14.197
21	51 A.Sarmoon	14.790
22	73 M.Kofler	15.145
23	95 T.Mackenzie	15.796
24	68 L.Power	18.552
25	22 F.Fulgini	18.725

Lap 3		
1	11 N.Bulega	5'41.865
2	62 S.Manzi	2.521
3	64 F.Caricasulo	3.139
4	23 M.Schroetter	3.307
5	99 A.Huertas	3.642
6	54 B.Sofuoglu	4.070
7	3 R.De Rosa	4.187
8	9 J.Navarro	4.553
9	69 T.Booth-Amos	4.620
10	66 N.Tuuli	4.775
11	94 V.Debise	5.502
12	29 N.Spinelli	5.996

Lap 6		
1	11 N.Bulega	11'23.802
2	62 S.Manzi	2.918
3	64 F.Caricasulo	3.617
4	99 A.Huertas	4.144
5	23 M.Schroetter	4.262
6	54 B.Sofuoglu	4.434
7	9 J.Navarro	5.973
8	66 N.Tuuli	6.115
9	3 R.De Rosa	6.896
10	94 V.Debise	6.938
11	69 T.Booth-Amos	7.272
12	29 N.Spinelli	7.603
13	55 Y.Montella	7.889
14	72 Y.Ruiz	10.079
15	17 J.McPhee	11.555
16	71 T.Edwards	11.937
17	50 Q.Vostatek	12.216
18	48 L.Dalla Porta	13.044
19	27 A.Diaz	13.242
20	61 C.Oncu	16.430
21	51 A.Sarmoon	16.989
22	73 M.Kofler	17.391
23	95 T.Mackenzie	17.947
24	68 L.Power	20.681
25	22 F.Fulgini	20.863
26	26 M.Norrodin	26.260
27	16 Y.Okaya	26.630
28	35 L.Taccini	26.800

Lap 7		
1	11 N.Bulega	13'17.872
2	62 S.Manzi	2.889
3	64 F.Caricasulo	3.945
4	99 A.Huertas	4.342
5	54 B.Sofuoglu	4.522
6	23 M.Schroetter	4.683
7	9 J.Navarro	6.123
8	66 N.Tuuli	6.422
9	3 R.De Rosa	7.522
10	94 V.Debise	7.653
11	69 T.Booth-Amos	8.017
12	29 N.Spinelli	8.386
13	55 Y.Montella	8.921
14	72 Y.Ruiz	11.684
15	17 J.McPhee	12.379
16	71 T.Edwards	12.607
17	50 Q.Vostatek	12.939
18	48 L.Dalla Porta	14.451
19	27 A.Diaz	14.663
20	61 C.Oncu	19.514
21	51 A.Sarmoon	19.601
22	73 M.Kofler	19.889
23	95 T.Mackenzie	20.202
24	68 L.Power	22.737
25	22 F.Fulgini	22.771
26	26 M.Norrodin	29.379
27	16 Y.Okaya	30.212
28	35 L.Taccini	30.267

Lap 8		
1	11 N.Bulega	15'12.069
2	62 S.Manzi	2.965
3	64 F.Caricasulo	4.138
4	54 B.Sofuoglu	4.666
5	99 A.Huertas	4.836
6	23 M.Schroetter	5.142
7	9 J.Navarro	6.519
8	66 N.Tuuli	6.880

9	94 V.Debise	7.903
10	3 R.De Rosa	8.264
11	29 N.Spinelli	8.576
12	55 Y.Montella	9.434
13	69 T.Booth-Amos	9.565
14	72 Y.Ruiz	13.147
15	71 T.Edwards	14.079
16	50 Q.Vostatek	14.318
17	17 J.McPhee	14.635
18	48 L.Dalla Porta	15.410
19	27 A.Diaz	16.055
20	61 C.Oncu	22.622
21	51 A.Sarmoon	22.733
22	73 M.Kofler	22.878
23	95 T.Mackenzie	23.682
24	22 F.Fulgini	24.470
25	68 L.Power	24.828
26	26 M.Norrodin	32.231
27	16 Y.Okaya	33.994
28	35 L.Taccini	34.078

Lap 9		
1	11 N.Bulega	17'06.320
2	62 S.Manzi	3.160
3	64 F.Caricasulo	4.452
4	54 B.Sofuoglu	5.289
5	23 M.Schroetter	5.471
6	99 A.Huertas	5.677
7	9 J.Navarro	6.845
8	66 N.Tuuli	7.229
9	94 V.Debise	8.302
10	29 N.Spinelli	9.009
11	3 R.De Rosa	9.092
12	55 Y.Montella	9.986
13	69 T.Booth-Amos	10.568
14	72 Y.Ruiz	14.601
15	50 Q.Vostatek	15.177
16	71 T.Edwards	15.267
17	17 J.McPhee	15.797
18	48 L.Dalla Porta	16.440
19	27 A.Diaz	17.560
20	51 A.Sarmoon	25.653
21	61 C.Oncu	25.838
22	73 M.Kofler	26.527
23	95 T.Mackenzie	26.739
24	68 L.Power	27.020
25	22 F.Fulgini	27.073
26	26 M.Norrodin	35.046
27	16 Y.Okaya	37.768
28	35 L.Taccini	37.840

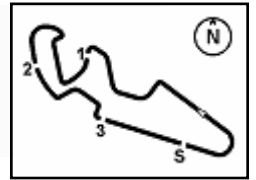
Lap 10		
1	11 N.Bulega	19'00.803
2	62 S.Manzi	3.233
3	64 F.Caricasulo	4.571
4	54 B.Sofuoglu	5.251
5	23 M.Schroetter	5.511
6	9 J.Navarro	7.024
7	66 N.Tuuli	7.293
8	94 V.Debise	8.516
9	3 R.De Rosa	9.485
10	29 N.Spinelli	9.629
11	55 Y.Montella	10.328
12	69 T.Booth-Amos	11.300
13	50 Q.Vostatek	15.943
14	72 Y.Ruiz	16.058
15	71 T.Edwards	16.374
16	17 J.McPhee	16.553
17	48 L.Dalla Porta	17.145
18	27 A.Diaz	19.040
19	51 A.Sarmoon	28.503
20	61 C.Oncu	28.728
21	73 M.Kofler	29.100

24/09/2023

These data/results cannot be reproduced, stored and/or transmitted in whole or in part by any manner of electronic, mechanical, photocopying, recording, broadcasting or otherwise now known or herein after developed without the previous express consent by the copyright owner, except for reproduction in daily press and regular printed publications on sale to the public within 60 days of the event related to those data/results and always provided that copyright symbol appears together as follows below.

© DORNA WSBK ORGANIZATION Srl 2023





**Tissot Aragon Round, 22-24 September 2023**  
**Lap Chart Race 2**

22	<b>95</b> T.Mackenzie	29.325	7	<b>9</b> J.Navarro	7.431
23	<b>22</b> F.Fuligni	29.427	8	<b>94</b> V.Debise	9.347
24	<b>68</b> L.Power	29.850	9	<b>55</b> Y.Montella	11.132
25	<b>26</b> M.Norrodin	38.021	10	<b>3</b> R.De Rosa	11.281
26	<b>16</b> Y.Okaya	41.471	11	<b>29</b> N.Spinelli	11.438
27	<b>35</b> L.Taccini	41.539	12	<b>69</b> T.Booth-Amos	12.408
28	<b>99</b> A.Huertas		13	<b>50</b> O.Vostatek	18.200
			14	<b>17</b> J.McPhee	18.389
			15	<b>71</b> T.Edwards	18.719
			16	<b>72</b> Y.Ruiz	18.927
			17	<b>27</b> A.Diaz	23.601
			18	<b>61</b> C.Oncu	34.746
			19	<b>51</b> A.Sarmoon	34.884
			20	<b>73</b> M.Kofler	35.187
			21	<b>22</b> F.Fuligni	35.292
			22	<b>95</b> T.Mackenzie	35.940
			23	<b>68</b> L.Power	36.152
			24	<b>26</b> M.Norrodin	45.590
			25	<b>16</b> Y.Okaya	51.259
			26	<b>35</b> L.Taccini	51.351

**Lap 11**

1	<b>11</b> N.Bulega	20'55.261	1	<b>11</b> N.Bulega	26'40.217
2	<b>62</b> S.Manzi	3.379	2	<b>62</b> S.Manzi	2.264
3	<b>64</b> F.Caricasulo	4.427	3	<b>64</b> F.Caricasulo	3.086
4	<b>54</b> B.Sofuoglu	5.263	4	<b>54</b> B.Sofuoglu	3.949
5	<b>23</b> M.Schroetter	5.701	5	<b>23</b> M.Schroetter	4.415
6	<b>9</b> J.Navarro	7.273	6	<b>9</b> J.Navarro	7.670
7	<b>66</b> N.Tuuli	7.450	7	<b>66</b> N.Tuuli	7.744
8	<b>94</b> V.Debise	8.865	8	<b>94</b> V.Debise	9.506
9	<b>3</b> R.De Rosa	10.360	9	<b>55</b> Y.Montella	11.319
10	<b>29</b> N.Spinelli	10.439	10	<b>3</b> R.De Rosa	11.670
11	<b>55</b> Y.Montella	11.155	11	<b>29</b> N.Spinelli	11.939
12	<b>69</b> T.Booth-Amos	11.863	12	<b>69</b> T.Booth-Amos	12.897
13	<b>50</b> O.Vostatek	16.871	13	<b>17</b> J.McPhee	18.748
14	<b>72</b> Y.Ruiz	17.315	14	<b>50</b> O.Vostatek	18.749
15	<b>17</b> J.McPhee	17.387	15	<b>71</b> T.Edwards	19.231
16	<b>71</b> T.Edwards	17.554	16	<b>72</b> Y.Ruiz	19.808
17	<b>48</b> L.Dalla Porta	17.966	17	<b>27</b> A.Diaz	24.827
18	<b>27</b> A.Diaz	20.766	18	<b>61</b> C.Oncu	36.954
19	<b>61</b> C.Oncu	31.170	19	<b>51</b> A.Sarmoon	37.058
20	<b>51</b> A.Sarmoon	31.317	20	<b>22</b> F.Fuligni	37.170
21	<b>73</b> M.Kofler	31.492	21	<b>73</b> M.Kofler	37.373
22	<b>22</b> F.Fuligni	31.600	22	<b>68</b> L.Power	37.948
23	<b>95</b> T.Mackenzie	31.916	23	<b>95</b> T.Mackenzie	38.023
24	<b>68</b> L.Power	32.229			
25	<b>26</b> M.Norrodin	40.793			
26	<b>16</b> Y.Okaya	44.967			
27	<b>35</b> L.Taccini	45.043			

**Lap 14**

**Lap 12**

1	<b>11</b> N.Bulega	22'50.090	1	<b>11</b> N.Bulega	24'45.203
2	<b>62</b> S.Manzi	3.014	2	<b>62</b> S.Manzi	2.686
3	<b>64</b> F.Caricasulo	4.141	3	<b>64</b> F.Caricasulo	3.712
4	<b>54</b> B.Sofuoglu	4.805	4	<b>54</b> B.Sofuoglu	4.326
5	<b>23</b> M.Schroetter	5.267	5	<b>23</b> M.Schroetter	4.743
6	<b>9</b> J.Navarro	7.245	6	<b>66</b> N.Tuuli	7.338
7	<b>66</b> N.Tuuli	7.334			
8	<b>94</b> V.Debise	9.255			
9	<b>3</b> R.De Rosa	10.793			
10	<b>29</b> N.Spinelli	10.887			
11	<b>55</b> Y.Montella	11.243			
12	<b>69</b> T.Booth-Amos	12.255			
13	<b>50</b> O.Vostatek	17.505			
14	<b>17</b> J.McPhee	17.807			
15	<b>72</b> Y.Ruiz	18.267			
16	<b>71</b> T.Edwards	18.457			
17	<b>48</b> L.Dalla Porta	18.880			
18	<b>27</b> A.Diaz	22.233			
19	<b>61</b> C.Oncu	32.921			
20	<b>51</b> A.Sarmoon	33.093			
21	<b>73</b> M.Kofler	33.627			
22	<b>22</b> F.Fuligni	33.791			
23	<b>95</b> T.Mackenzie	34.137			
24	<b>68</b> L.Power	34.235			
25	<b>26</b> M.Norrodin	43.458			
26	<b>16</b> Y.Okaya	48.355			
27	<b>35</b> L.Taccini	48.427			

**Lap 13**

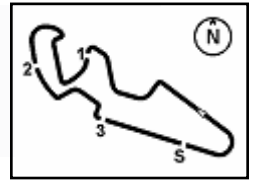
1	<b>11</b> N.Bulega	24'45.203
2	<b>62</b> S.Manzi	2.686
3	<b>64</b> F.Caricasulo	3.712
4	<b>54</b> B.Sofuoglu	4.326
5	<b>23</b> M.Schroetter	4.743
6	<b>66</b> N.Tuuli	7.338

24/09/2023

These data/results cannot be reproduced, stored and/or transmitted in whole or in part by any manner of electronic, mechanical, photocopying, recording, broadcasting or otherwise now known or herein after developed without the previous express consent by the copyright owner, except for reproduction in daily press and regular printed publications on sale to the public within 60 days of the event related to those data/results and always provided that copyright symbol appears together as follows below.

© DORNA WSBK ORGANIZATION Srl 2023





**Tissot Aragon Round, 22-24 September 2023**  
**Lap Chart Race 2**

**Race Pace Comparison**

	11 Bul	62 Man	64 Car	54 Sof	94 Deb	55 Mon	3 DeR	29 Spi	69 Boo	50 Vos	17 McP	71 Edw	72 Rui	27 Dia
1	1'54.966	1'56.584	1'56.340	1'57.519	1'58.776	1'59.188	1'56.882	1'58.505	1'57.865	2'00.459	1'59.723	1'59.543	1'58.646	1'59.027
2	<b>1'53.191</b>	<b>1'53.856</b>	1'54.449	1'54.395	1'54.443	1'54.597	1'54.752	1'54.636	1'54.405	1'54.976	1'55.032	1'54.956	1'54.971	1'55.335
3	1'53.708	1'53.946	1'54.215	<b>1'54.021</b>	<b>1'54.148</b>	1'54.426	<b>1'54.418</b>	1'54.720	<b>1'54.215</b>	1'55.368	1'55.467	1'55.302	<b>1'54.703</b>	1'55.742
4	1'53.953	1'54.216	<b>1'54.073</b>	1'54.168	1'54.436	<b>1'54.287</b>	1'54.599	1'54.401	1'55.092	1'55.304	<b>1'54.785</b>	1'55.290	1'54.880	1'55.523
5	1'54.066	1'54.152	1'54.125	1'54.112	1'54.402	1'54.600	1'55.051	1'54.684	1'54.887	<b>1'54.688</b>	1'55.201	1'55.431	1'55.213	1'56.185
6	1'53.918	1'53.966	1'54.217	<b>1'54.021</b>	1'54.535	1'54.593	1'54.996	1'54.459	1'54.610	1'55.223	1'55.149	1'55.217	1'55.468	<b>1'55.232</b>
7	1'54.070	1'54.041	1'54.398	1'54.158	1'54.785	1'55.102	1'54.696	1'54.853	1'54.815	1'54.793	1'54.894	<b>1'54.740</b>	1'55.675	1'55.491
8	1'54.197	1'54.273	1'54.390	1'54.341	1'54.447	1'54.710	1'54.939	<b>1'54.387</b>	1'55.745	1'55.576	1'56.453	1'55.669	1'55.660	1'55.589
9	1'54.251	1'54.446	1'54.565	1'54.874	1'54.650	1'54.803	1'55.079	1'54.684	1'55.254	1'55.110	1'55.413	1'55.439	1'55.705	1'55.756
10	1'54.483	1'54.556	1'54.602	1'54.445	1'54.697	1'54.825	1'54.876	1'55.103	1'55.215	1'55.249	1'55.239	1'55.590	1'55.940	1'55.963
11	1'54.458	1'54.604	1'54.314	1'54.470	1'54.807	1'55.285	1'55.333	1'55.268	1'55.021	1'55.386	1'55.292	1'55.638	1'55.715	1'56.184
12	1'54.829	1'54.464	1'54.543	1'54.371	1'55.219	1'54.917	1'55.262	1'55.277	1'55.221	1'55.463	1'55.249	1'55.732	1'55.781	1'56.296
13	1'55.113	1'54.785	1'54.684	1'54.634	1'55.205	1'55.002	1'55.601	1'55.664	1'55.266	1'55.808	1'55.695	1'55.375	1'55.773	1'56.481
14	1'55.014	1'54.592	1'54.388	1'54.637	1'55.173	1'55.201	1'55.403	1'55.515	1'55.503	1'55.563	1'55.373	1'55.526	1'55.895	1'56.240

	23 Sch	9 Nav	66 Tuu	61 Onc	51 Sar	22 Ful	73 Kof	68 Pow	95 Mac	26 NoM	16 Oka	35 Tac	48 DPo	99 Hue
1	1'56.728	1'57.393	1'58.450	2'01.146	2'00.327	2'01.963	2'00.900	2'02.565	2'01.806	2'03.072	2'02.404	2'02.927	2'00.207	1'57.011
2	1'54.367	1'54.459	1'54.385	1'55.662	1'55.940	1'56.153	<b>1'55.802</b>	1'56.905	1'56.087	1'57.083	1'57.371	<b>1'56.936</b>	<b>1'55.020</b>	1'54.325
3	1'54.077	1'54.566	<b>1'53.805</b>	1'55.746	1'56.364	1'56.060	1'56.577	1'56.217	<b>1'55.748</b>	<b>1'56.757</b>	<b>1'56.961</b>	1'57.369	1'55.421	1'54.171
4	1'54.434	1'54.375	1'54.395	<b>1'55.506</b>	<b>1'55.837</b>	1'58.598	1'55.877	1'56.455	1'56.164	1'57.363	1'57.467	1'57.221	1'55.381	<b>1'53.915</b>
5	1'54.398	1'54.606	1'54.604	1'56.021	1'56.206	<b>1'55.835</b>	1'55.873	1'56.294	1'55.875	1'57.854	1'57.845	1'57.872	1'55.460	1'54.136
6	<b>1'54.060</b>	1'54.376	1'54.278	1'56.151	1'56.117	1'56.056	1'56.164	<b>1'56.047</b>	1'56.069	1'57.933	1'58.384	1'58.277	1'55.357	1'54.388
7	1'54.491	<b>1'54.220</b>	1'54.377	1'57.154	1'56.682	1'55.978	1'56.568	1'56.126	1'56.325	1'57.189	1'57.652	1'57.537	1'55.477	1'54.268
8	1'54.656	1'54.593	1'54.655	1'57.305	1'57.329	1'55.896	1'57.186	1'56.288	1'57.677	1'57.049	1'57.979	1'58.008	1'55.156	1'54.691
9	1'54.580	1'54.577	1'54.600	1'57.467	1'57.171	1'56.854	1'57.900	1'56.443	1'57.308	1'57.066	1'58.025	1'58.013	1'55.281	1'55.092
10	1'54.523	1'54.662	1'54.547	1'57.373	1'57.333	1'56.837	1'57.056	1'57.313	1'57.069	1'57.458	1'58.186	1'58.182	1'55.188	9'53.956
11	1'54.648	1'54.707	1'54.615	1'56.900	1'57.272	1'56.631	1'56.850	1'56.837	1'57.049	1'57.230	1'57.954	1'57.962	1'55.279	
12	1'54.395	1'54.801	1'54.713	1'56.580	1'56.605	1'57.020	1'56.964	1'56.835	1'57.050	1'57.494	1'58.217	1'58.213	1'55.743	
13	1'54.589	1'55.299	1'55.117	1'56.938	1'56.904	1'56.614	1'56.673	1'57.030	1'56.916	1'57.245	1'58.017	1'58.037		
14	1'54.686	1'55.253	1'55.420	1'57.222	1'57.188	1'56.892	1'57.200	1'56.810	1'57.097					

24/09/2023

These data/results cannot be reproduced, stored and/or transmitted in whole or in part by any manner of electronic, mechanical, photocopying, recording, broadcasting or otherwise now known or herein after developed without the previous express consent by the copyright owner, except for reproduction in daily press and regular printed publications on sale to the public within 60 days of the event related to those data/results and always provided that copyright symbol appears together as follows below.

© DORNA WSBK ORGANIZATION Srl 2023

**Tissot Aragon Round, 22-24 September 2023**  
**Best Sector & Speed Race 2**

RESULTS			LL	Int.	
1	27	A. DIAZ	Yamaha YZF R6	14	FL
2	61	C. ONCU	Kawasaki ZX-6R	14	FL
3	51	A. SARMOON	Yamaha YZF R6	14	FL
4	22	F. FULIGNI	Ducati Panigale V2	14	FL
5	73	M. KOFLER	Ducati Panigale V2	14	FL
6	68	L. POWER	Kawasaki ZX-6R	14	FL
7	95	T. MACKENZIE	Honda CBR600RR	14	FL
8	11	N. BULEGA	Ducati Panigale V2	14	II
9	62	S. MANZI	Yamaha YZF R6	14	II
10	64	F. CARICASULO	Ducati Panigale V2	14	II
11	54	B. SOFUOGLU	MV Agusta F3 800 RR	14	II
12	23	M. SCHROETTER	MV Agusta F3 800 RR	14	II
13	9	J. NAVARRO	Yamaha YZF R6	14	II
14	94	V. DEBISE	Yamaha YZF R6	14	FL.1
15	55	Y. MONTELLA	Ducati Panigale V2	14	FL.1
16	3	R. DE ROSA	Ducati Panigale V2	14	FL.1
17	29	N. SPINELLI	Yamaha YZF R6	14	FL.1
18	69	T. BOOTH-AMOS	Kawasaki ZX-6R	14	FL.1
19	50	D. VOSTATEK	Triumph Street Triple RS 765	14	FL.1
20	17	J. MCPHEE	Ducati Panigale V2	14	FL.1
21	71	T. EDWARDS	Yamaha YZF R6	14	FL.1
22	72	Y. RUIZ	Yamaha YZF R6	14	FL.1
23	26	M. NORRODIN	Honda CBR600RR	13	SPD
24	16	Y. OKAYA	Kawasaki ZX-6R	13	SPD
25	35	L. TACCINI	Kawasaki ZX-6R	13	SPD
RET	66	N. TUULI	Triumph Street Triple RS 765	14	
RET	48	L. DALLA PORTA	Yamaha YZF R6	12	
RET	99	A. HUERTAS	Kawasaki ZX-6R	10	
RET	28	G. VAN STRAALLEN	Yamaha YZF R6		

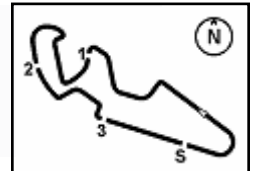
SPEED				
1	54	B. SOFUOGLU	MV Agusta F3 800 RR	277.6
2	17	J. MCPHEE	Ducati Panigale V2	276.9
3	50	D. VOSTATEK	Triumph Street Triple RS 765	276.2
4	66	N. TUULI	Triumph Street Triple RS 765	274.8
5	23	M. SCHROETTER	MV Agusta F3 800 RR	274.1
6	9	J. NAVARRO	Yamaha YZF R6	274.1
7	55	Y. MONTELLA	Ducati Panigale V2	273.4
8	71	T. EDWARDS	Yamaha YZF R6	273.4
9	94	V. DEBISE	Yamaha YZF R6	272.7
10	48	L. DALLA PORTA	Yamaha YZF R6	272.0
11	29	N. SPINELLI	Yamaha YZF R6	272.0
12	22	F. FULIGNI	Ducati Panigale V2	272.0
13	35	L. TACCINI	Kawasaki ZX-6R	271.4
14	99	A. HUERTAS	Kawasaki ZX-6R	271.4
15	69	T. BOOTH-AMOS	Kawasaki ZX-6R	270.7
16	3	R. DE ROSA	Ducati Panigale V2	270.7
17	61	C. ONCU	Kawasaki ZX-6R	270.7
18	51	A. SARMOON	Yamaha YZF R6	268.7
19	16	Y. OKAYA	Kawasaki ZX-6R	268.7
20	73	M. KOFLER	Ducati Panigale V2	268.0
21	11	N. BULEGA	Ducati Panigale V2	268.0
22	95	T. MACKENZIE	Honda CBR600RR	268.0
23	72	Y. RUIZ	Yamaha YZF R6	267.3
24	64	F. CARICASULO	Ducati Panigale V2	267.3
25	27	A. DIAZ	Yamaha YZF R6	267.3
26	68	L. POWER	Kawasaki ZX-6R	267.3
27	62	S. MANZI	Yamaha YZF R6	266.7
28	26	M. NORRODIN	Honda CBR600RR	265.4

SEG. 1			SEG. 2			SEG. 3			SEG. 4						
1	11	N. BULEGA	32.060	1	11	N. BULEGA	31.631	1	62	S. MANZI	21.601	1	54	B. SOFUOGLU	27.577
2	62	S. MANZI	32.132	2	62	S. MANZI	31.810	2	94	V. DEBISE	21.665	2	17	J. MCPHEE	27.683
3	99	A. HUERTAS	32.265	3	64	F. CARICASULO	31.845	3	11	N. BULEGA	21.709	3	99	A. HUERTAS	27.702
4	94	V. DEBISE	32.277	4	94	V. DEBISE	31.931	4	9	J. NAVARRO	21.727	4	23	M. SCHROETTER	27.712
5	66	N. TUULI	32.319	5	54	B. SOFUOGLU	31.936	5	99	A. HUERTAS	21.730	5	66	N. TUULI	27.718
6	69	T. BOOTH-AMOS	32.337	6	9	J. NAVARRO	31.937	6	64	F. CARICASULO	21.735	6	11	N. BULEGA	27.719
7	23	M. SCHROETTER	32.340	7	66	N. TUULI	31.951	7	3	R. DE ROSA	21.768	7	55	Y. MONTELLA	27.841
8	55	Y. MONTELLA	32.369	8	99	A. HUERTAS	32.003	8	29	N. SPINELLI	21.780	8	69	T. BOOTH-AMOS	27.869
9	72	Y. RUIZ	32.377	9	23	M. SCHROETTER	32.006	9	27	A. DIAZ	21.793	9	50	D. VOSTATEK	27.872
10	71	T. EDWARDS	32.381	10	29	N. SPINELLI	32.033	10	69	T. BOOTH-AMOS	21.808	10	71	T. EDWARDS	27.909
11	29	N. SPINELLI	32.386	11	69	T. BOOTH-AMOS	32.059	11	66	N. TUULI	21.817	11	64	F. CARICASULO	27.929
12	9	J. NAVARRO	32.388	12	72	Y. RUIZ	32.060	12	54	B. SOFUOGLU	21.834	12	9	J. NAVARRO	27.957
13	64	F. CARICASULO	32.393	13	55	Y. MONTELLA	32.097	13	23	M. SCHROETTER	21.842	13	48	L. DALLA PORTA	27.976
14	3	R. DE ROSA	32.407	14	17	J. MCPHEE	32.145	14	55	Y. MONTELLA	21.887	14	94	V. DEBISE	28.008
15	54	B. SOFUOGLU	32.416	15	3	R. DE ROSA	32.162	15	72	Y. RUIZ	21.914	15	3	R. DE ROSA	28.009
16	50	D. VOSTATEK	32.440	16	50	D. VOSTATEK	32.203	16	51	A. SARMOON	21.917	16	29	N. SPINELLI	28.010
17	48	L. DALLA PORTA	32.585	17	48	L. DALLA PORTA	32.203	17	50	D. VOSTATEK	21.923	17	61	C. ONCU	28.112
18	27	A. DIAZ	32.594	18	61	C. ONCU	32.258	18	17	J. MCPHEE	22.021	18	73	M. KOFLER	28.115
19	51	A. SARMOON	32.597	19	71	T. EDWARDS	32.351	19	71	T. EDWARDS	22.030	19	51	A. SARMOON	28.126
20	17	J. MCPHEE	32.608	20	95	T. MACKENZIE	32.378	20	48	L. DALLA PORTA	22.030	20	22	F. FULIGNI	28.127
21	61	C. ONCU	32.680	21	27	A. DIAZ	32.447	21	26	M. NORRODIN	22.042	21	62	S. MANZI	28.133
22	68	L. POWER	32.800	22	73	M. KOFLER	32.477	22	95	T. MACKENZIE	22.093	22	27	A. DIAZ	28.142
23	73	M. KOFLER	32.806	23	51	A. SARMOON	32.491	23	68	L. POWER	22.102	23	72	Y. RUIZ	28.190
24	95	T. MACKENZIE	32.813	24	68	L. POWER	32.502	24	22	F. FULIGNI	22.108	24	68	L. POWER	28.328
25	22	F. FULIGNI	32.822	25	22	F. FULIGNI	32.504	25	61	C. ONCU	22.174	25	95	T. MACKENZIE	28.362
26	35	L. TACCINI	32.927	26	26	M. NORRODIN	32.584	26	73	M. KOFLER	22.234	26	16	Y. OKAYA	28.394
27	26	M. NORRODIN	32.981	27	35	L. TACCINI	32.761	27	16	Y. OKAYA	22.325	27	35	L. TACCINI	28.484
28	16	Y. OKAYA	33.114	28	16	Y. OKAYA	32.880	28	35	L. TACCINI	22.449	28	26	M. NORRODIN	28.528

24/09/2023

These data/results cannot be reproduced, stored and/or transmitted in whole or in part by any manner of electronic, mechanical, photocopying, recording, broadcasting or otherwise now known or herein after developed without the previous express consent by the copyright owner, except for reproduction in daily press and regular printed publications on sale to the public within 60 days of the event related to those data/results and always provided that copyright symbol appears together as follows below.

© DORNA WSBK ORGANIZATION Srl 2023



MotorLand Aragon 5.077 m

**Tissot Aragon Round, 22-24 September 2023**  
**Chronological Analysis Race 2**

Start at 12:30'30.767

1 / 4

1° 11 N. BULEGA [1'53.191]							
Lap	Seg1	Seg2	Seg3	Seg4	Lap Time	km/h	Local Time
1		31.662	<b>21.709</b>	27.840	1'54.966	265,4	12:32'25.733
2	<b>32.060</b>	<b>31.631</b>	21.781	<b>27.719</b>	<b>1'53.191</b>	266,0	12:34'18.924
3	32.220	31.828	21.852	27.808	1'53.708	266,7	12:36'12.632
4	32.272	31.965	21.910	27.806	1'53.953	265,4	12:38'06.585
5	32.446	31.890	21.887	27.843	1'54.066	267,3	12:40'00.651
6	32.287	31.881	21.949	27.801	1'53.918	<b>268,0</b>	12:41'54.569
7	32.322	31.998	21.966	27.784	1'54.070	267,3	12:43'48.639
8	32.449	32.017	21.929	27.802	1'54.197	266,0	12:45'42.836
9	32.503	31.975	21.940	27.833	1'54.251	266,0	12:47'37.087
10	32.590	32.068	21.942	27.883	1'54.483	264,7	12:49'31.570
11	32.565	32.064	21.966	27.863	1'54.458	266,0	12:51'26.028
12	32.627	32.153	22.083	27.966	1'54.829	266,0	12:53'20.857
13	32.794	32.301	22.092	27.926	1'55.113	265,4	12:55'15.970
14	32.592	32.285	22.157	27.980	1'55.014	266,7	12:57'10.984

Last Passing Point I1 at 12:57'43.654

10	32.570	31.999	21.891	27.985	1'54.445	268,7	12:49'36.821
11	32.496	32.085	21.975	27.914	1'54.470	268,7	12:51'31.291
12	32.614	32.025	<b>21.834</b>	27.898	1'54.371	268,0	12:53'25.662
13	32.590	32.143	21.911	27.990	1'54.634	270,0	12:55'20.296
14	32.605	32.079	21.923	28.030	1'54.637	268,7	12:57'14.933

Last Passing Point I1 at 12:57'47.560

2° 62 S. MANZI [1'53.856]							
Lap	Seg1	Seg2	Seg3	Seg4	Lap Time	km/h	Local Time
1		32.108	21.715	28.305	1'56.584	<b>266,7</b>	12:32'27.351
2	<b>32.132</b>	31.858	21.642	28.224	<b>1'53.856</b>	261,5	12:34'21.207
3	32.262	<b>31.810</b>	21.658	28.216	1'53.946	261,5	12:36'15.153
4	32.315	31.922	21.656	28.323	1'54.216	261,5	12:38'09.369
5	32.304	32.011	21.704	<b>28.133</b>	1'54.152	262,8	12:40'03.521
6	32.239	31.958	<b>21.601</b>	28.168	1'53.966	262,8	12:41'57.487
7	32.268	31.957	21.653	28.163	1'54.041	262,8	12:43'51.528
8	32.307	32.035	21.744	28.187	1'54.273	261,5	12:45'45.801
9	32.385	31.964	21.794	28.303	1'54.446	260,9	12:47'40.247
10	32.421	32.049	21.786	28.300	1'54.556	260,9	12:49'34.803
11	32.435	32.047	21.846	28.276	1'54.604	261,5	12:51'29.407
12	32.376	32.056	21.728	28.304	1'54.464	261,5	12:53'23.871
13	32.552	32.093	21.817	28.323	1'54.785	261,5	12:55'18.656
14	32.431	32.083	21.835	28.243	1'54.592	261,5	12:57'13.248

Last Passing Point I1 at 12:57'45.814

5° 23 M. SCHROETTER [1'54.060]								
Lap	Seg1	Seg2	Seg3	Seg4	Lap Time	km/h	Local Time	
1			32.199	21.940	27.716	1'56.728	<b>274,1</b>	12:32'27.495
2	32.496	32.095	21.998	27.778	1'54.367	269,3	12:34'21.862	
3	<b>32.340</b>	32.009	21.979	27.749	1'54.077	270,7	12:36'15.939	
4	32.662	32.113	<b>21.842</b>	27.817	1'54.434	272,0	12:38'10.373	
5	32.589	<b>32.006</b>	21.923	27.880	1'54.398	271,4	12:40'04.771	
6	32.449	32.039	21.860	<b>27.712</b>	<b>1'54.060</b>	272,0	12:41'58.831	
7	32.413	32.073	22.060	27.945	1'54.491	271,4	12:43'53.322	
8	32.785	32.043	22.033	27.795	1'54.656	271,4	12:45'47.978	
9	32.517	32.302	21.992	27.769	1'54.580	270,7	12:47'42.558	
10	32.710	32.043	21.868	27.902	1'54.523	267,3	12:49'37.081	
11	32.592	32.187	21.975	27.894	1'54.648	267,3	12:51'31.729	
12	32.478	32.047	21.974	27.896	1'54.395	266,0	12:53'26.124	
13	32.588	32.121	22.026	27.854	1'54.589	266,7	12:55'20.713	
14	32.577	32.280	21.971	27.858	1'54.686	266,7	12:57'15.399	

Last Passing Point I1 at 12:57'48.032

3° 64 F. CARICASULO [1'54.073]							
Lap	Seg1	Seg2	Seg3	Seg4	Lap Time	km/h	Local Time
1		<b>31.845</b>	22.227	27.934	1'56.340	264,7	12:32'27.107
2	32.690	31.957	21.827	27.975	1'54.449	266,7	12:34'21.556
3	32.433	31.927	21.926	<b>27.929</b>	1'54.215	265,4	12:36'15.771
4	<b>32.393</b>	31.954	<b>21.735</b>	27.991	<b>1'54.073</b>	266,0	12:38'09.844
5	32.436	32.002	21.738	27.949	1'54.125	<b>267,3</b>	12:40'03.969
6	32.471	32.050	21.758	27.938	1'54.217	266,7	12:41'58.186
7	32.440	32.132	21.783	28.043	1'54.398	264,7	12:43'52.584
8	32.513	32.039	21.778	28.060	1'54.390	264,1	12:45'46.974
9	32.532	32.120	21.793	28.120	1'54.565	264,7	12:47'41.539
10	32.602	32.123	21.794	28.083	1'54.602	263,4	12:49'36.141
11	32.542	32.036	21.746	27.990	1'54.314	263,4	12:51'30.455
12	32.584	32.070	21.803	28.086	1'54.543	264,1	12:53'24.998
13	32.593	32.114	21.926	28.051	1'54.684	264,1	12:55'19.682
14	32.438	32.082	21.858	28.010	1'54.388	264,7	12:57'14.070

Last Passing Point I1 at 12:57'46.567

6° 9 J. NAVARRO [1'54.220]								
Lap	Seg1	Seg2	Seg3	Seg4	Lap Time	km/h	Local Time	
1			32.532	21.796	27.973	1'57.393	270,0	12:32'28.160
2	32.448	32.127	21.858	28.026	1'54.459	272,7	12:34'22.619	
3	32.605	32.123	21.874	27.964	1'54.566	269,3	12:36'17.185	
4	<b>32.388</b>	32.181	21.849	<b>27.957</b>	1'54.375	<b>274,1</b>	12:38'11.560	
5	32.615	32.174	21.808	28.009	1'54.606	268,7	12:40'06.166	
6	32.545	32.004	<b>21.727</b>	28.100	1'54.376	267,3	12:42'00.542	
7	32.397	<b>31.937</b>	21.797	28.089	<b>1'54.220</b>	267,3	12:43'54.762	
8	32.483	32.096	21.899	28.115	1'54.593	266,7	12:45'49.355	
9	32.435	32.153	21.860	28.129	1'54.577	266,0	12:47'43.932	
10	32.511	32.111	21.830	28.210	1'54.662	264,1	12:49'38.594	
11	32.543	32.071	21.936	28.157	1'54.707	264,7	12:51'33.301	
12	32.520	32.101	21.977	28.203	1'54.801	264,1	12:53'28.102	
13	32.634	32.259	21.992	28.414	1'55.299	264,1	12:55'23.401	
14	32.621	32.212	22.073	28.347	1'55.253	263,4	12:57'18.654	

Last Passing Point I1 at 12:57'51.342

4° 54 B. SOFUOGLU [1'54.021]							
Lap	Seg1	Seg2	Seg3	Seg4	Lap Time	km/h	Local Time
1		32.419	22.028	27.728	1'57.519	275,5	12:32'28.286
2	32.533	32.083	22.093	27.686	1'54.395	<b>277,6</b>	12:34'22.681
3	<b>32.416</b>	<b>31.936</b>	22.004	27.665	<b>1'54.021</b>	272,7	12:36'16.702
4	32.514	31.980	21.902	27.772	1'54.168	272,7	12:38'10.870
5	32.520	31.964	21.950	27.678	1'54.112	274,8	12:40'04.982
6	32.450	32.056	21.876	27.639	<b>1'54.021</b>	<b>277,6</b>	12:41'59.003
7	32.539	32.083	21.959	<b>27.577</b>	1'54.158	275,5	12:43'53.161
8	32.454	32.054	21.981	27.852	1'54.341	266,7	12:45'47.502
9	32.712	32.146	21.975	28.041	1'54.874	268,7	12:47'42.376

7° 94 V. DEBISE [1'54.148]								
Lap	Seg1	Seg2	Seg3	Seg4	Lap Time	km/h	Local Time	
1			32.258	22.031	28.086	1'58.776	270,7	12:32'29.543
2	32.414	32.216	21.805	<b>28.008</b>	1'54.443	<b>272,7</b>	12:34'23.986	
3	<b>32.277</b>	<b>31.931</b>	21.733	28.207	<b>1'54.148</b>	264,1	12:36'18.134	
4	<b>32.304</b>	31.996	21.892	28.244	1'54.436	266,7	12:38'12.570	
5	32.444	32.091	21.801	28.066	1'54.402	268,0	12:40'06.972	
6	32.352	32.159	21.891	28.133	1'54.535	271,4	12:42'01.507	
7	32.767	32.195	21.796	28.027	1'54.785	269,3	12:43'56.292	
8	32.486	32.079	<b>21.665</b>	28.217	1'54.447	263,4	12:45'50.739	
9	32.447	32.124	21.768	28.311	1'54.650	262,8	12:47'45.389	
10	32.436	32.091	21.828	28.342	1'54.697	261,5	12:49'40.086	
11	32.537	32.111	21.749	28.410	1'54.807	262,1	12:51'34.893	
12	32.582	32.275	21.848	28.514	1'55.219	261,5	12:53'30.112	
13	32.611	32.374	21.813	28.407	1'55.205	262,1	12:55'25.317	
14	32.525	32.253	21.952	28.443	1'55.173	262,8	12:57'20.490	

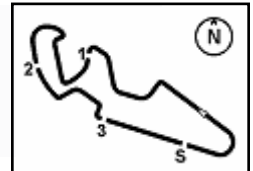
Last Passing Point FL1 at 12:57'36.552

8° 55 Y. MONTELLA [1'54.287]								
Lap	Seg1	Seg2	Seg3	Seg4	Lap Time	km/h	Local Time	
1			32.585	22.006	27.966	1'59.188	<b>273,4</b>	12:32'29.955
2	32.494	32.229	21.950	27.924	1'54.597	270,0	12:34'24.552	
3	32.426	<b>32.097</b>	22.037	27.866	1'54.426	<b>273,4</b>	12:36'18.978	

24/09/2023 P = Pits In/Out - C = Lap Time Cancelled

These data/results cannot be reproduced, stored and/or transmitted in whole or in part by any manner of electronic, mechanical, photocopying, recording, broadcasting or otherwise now known or herein after developed without the previous express consent by the copyright owner, except for reproduction in daily press and regular printed publications on sale to the public within 60 days of the event related to those data/results and always provided that copyright symbol appears together as follows below.

© DORNA WSBK ORGANIZATION Srl 2023



**Tissot Aragon Round, 22-24 September 2023**  
**Chronological Analysis Race 2**

Start at 12:30'30.767

Lap	Seg1	Seg2	Seg3	Seg4	Lap Time	km/h	Local Time
4	32.382	32.177	<b>21.887</b>	<b>27.841</b>	<b>1'54.287</b>	269,3	12:38'13.265
5	32.464	32.321	21.957	27.858	1'54.600	272,7	12:40'07.865
6	32.469	32.275	21.951	27.898	1'54.593	271,4	12:42'02.458
7	32.520	32.392	22.144	28.046	1'55.102	268,7	12:43'57.560
8	32.474	32.321	21.990	27.925	1'54.710	271,4	12:45'52.270
9	<b>32.369</b>	32.355	21.987	28.092	1'54.803	265,4	12:47'47.073
10	32.485	32.365	21.909	28.066	1'54.825	264,7	12:49'41.898
11	32.552	32.404	22.195	28.134	1'55.285	265,4	12:51'37.183
12	32.552	32.449	21.968	27.948	1'54.917	268,7	12:53'32.100
13	32.504	32.485	22.146	27.867	1'55.002	269,3	12:55'27.102
14	32.435	32.472	22.166	28.128	1'55.201	265,4	12:57'22.303

Last Passing Point FL1 at 12:57'38.280

9° 3 R. DE ROSA (1'54.418)							
Lap	Seg1	Seg2	Seg3	Seg4	Lap Time	km/h	Local Time
1		32.232	21.880	28.167	1'56.882	266,0	12:32'27.649
2	32.520	32.199	21.927	28.106	1'54.752	268,0	12:34'22.401
3	<b>32.407</b>	32.165	21.837	<b>28.009</b>	<b>1'54.418</b>	269,3	12:36'16.819
4	32.591	32.222	<b>21.768</b>	28.018	1'54.599	266,7	12:38'11.418
5	32.911	<b>32.162</b>	21.903	28.075	1'55.051	<b>270,7</b>	12:40'06.469
6	32.612	32.225	21.901	28.258	1'54.996	266,7	12:42'01.465
7	32.564	32.183	21.870	28.079	1'54.696	265,4	12:43'56.161
8	32.755	32.217	21.876	28.091	1'54.939	266,7	12:45'51.100
9	32.531	32.393	21.856	28.299	1'55.079	264,7	12:47'46.179
10	32.540	32.221	21.934	28.181	1'54.876	262,1	12:49'41.055
11	32.516	32.235	22.167	28.415	1'55.333	260,9	12:51'36.388
12	32.586	32.452	22.061	28.163	1'55.262	263,4	12:53'31.650
13	32.632	32.724	22.034	28.211	1'55.601	264,7	12:55'27.251
14	32.683	32.465	22.113	28.142	1'55.403	267,3	12:57'22.654

Last Passing Point FL1 at 12:57'38.764

10° 29 N. SPINELLI (1'54.387)							
Lap	Seg1	Seg2	Seg3	Seg4	Lap Time	km/h	Local Time
1		32.368	22.352	28.181	1'58.505	268,0	12:32'29.272
2	<b>32.386</b>	32.153	22.049	28.048	1'54.636	268,0	12:34'23.908
3	32.503	32.074	21.932	28.211	1'54.720	264,7	12:36'18.628
4	32.397	<b>32.033</b>	21.821	28.150	1'54.401	268,0	12:38'13.029
5	32.439	32.247	21.944	28.054	1'54.684	270,7	12:40'07.713
6	32.450	32.154	21.845	<b>28.010</b>	1'54.459	269,3	12:42'02.172
7	32.472	32.334	21.908	28.139	1'54.853	268,7	12:43'57.025
8	32.464	32.079	<b>21.780</b>	28.064	1'54.387	267,3	12:45'51.412
9	32.432	32.401	21.835	28.016	1'54.684	<b>272,0</b>	12:47'46.096
10	32.879	32.166	21.936	28.122	1'55.103	268,0	12:49'41.199
11	32.596	32.259	22.081	28.332	1'55.268	270,7	12:51'36.467
12	32.640	32.531	22.019	28.087	1'55.277	270,7	12:53'31.744
13	32.662	32.339	21.992	28.671	1'55.664	261,5	12:55'27.408
14	32.710	32.386	22.229	28.190	1'55.515	268,0	12:57'22.923

Last Passing Point FL1 at 12:57'39.068

11° 69 T. BOOTH-AMOS (1'54.215)							
Lap	Seg1	Seg2	Seg3	Seg4	Lap Time	km/h	Local Time
1		32.513	22.007	27.877	1'57.865	265,4	12:32'28.632
2	<b>32.337</b>	32.128	22.021	27.919	1'54.405	265,4	12:34'23.037
3	32.387	<b>32.059</b>	21.900	<b>27.869</b>	<b>1'54.215</b>	269,3	12:36'17.252
4	32.590	32.664	21.947	27.891	1'55.092	<b>270,7</b>	12:38'12.344
5	32.819	32.213	21.867	27.988	1'54.887	268,7	12:40'07.231
6	32.475	32.247	<b>21.808</b>	28.080	1'54.610	268,0	12:42'01.841
7	32.568	32.171	22.001	28.075	1'54.815	266,0	12:43'56.656
8	33.158	32.331	21.903	28.353	1'55.745	263,4	12:45'52.401
9	32.632	32.385	21.924	28.313	1'55.254	262,1	12:47'47.655
10	32.524	32.330	22.075	28.286	1'55.215	260,9	12:49'42.870
11	32.527	32.344	21.947	28.203	1'55.021	262,8	12:51'37.891
12	32.542	32.349	22.048	28.282	1'55.221	261,5	12:53'33.112
13	32.644	32.336	22.030	28.256	1'55.266	262,8	12:55'28.378
14	32.714	32.429	22.002	28.358	1'55.503	262,8	12:57'23.881

Last Passing Point FL1 at 12:57'40.016

12° 50 O. VOSTATEK (1'54.688)								
Lap	Seg1	Seg2	Seg3	Seg4	Lap Time	km/h	Local Time	
1			32.871	22.118	28.017	2'00.459	271,4	12:32'31.226
2	32.608	32.505	21.991	<b>27.872</b>	1'54.976	270,0	12:34'26.202	
3	32.474	32.730	22.133	28.031	1'55.368	274,8	12:36'21.570	
4	32.660	32.321	22.321	28.002	1'55.304	<b>276,2</b>	12:38'16.874	
5	32.499	<b>32.203</b>	22.015	27.971	<b>1'54.688</b>	<b>276,2</b>	12:40'11.562	
6	32.655	32.525	22.030	28.013	1'55.223	274,1	12:42'06.785	
7	<b>32.440</b>	32.373	<b>21.923</b>	28.057	1'54.793	270,7	12:44'01.578	
8	32.564	32.802	22.132	28.078	1'55.576	270,0	12:45'57.154	
9	32.612	32.412	22.143	27.943	1'55.110	269,3	12:47'52.264	
10	32.659	32.348	22.088	28.154	1'55.249	268,0	12:49'47.513	
11	32.639	32.410	21.978	28.359	1'55.386	262,8	12:51'42.899	
12	32.645	32.478	21.964	28.376	1'55.463	262,1	12:53'38.362	
13	32.609	32.458	22.063	28.678	1'55.808	262,1	12:55'34.170	
14	32.698	32.432	22.134	28.299	1'55.563	262,8	12:57'29.733	

Last Passing Point FL1 at 12:57'45.979

13° 17 J. MCPHEE (1'54.785)							
Lap	Seg1	Seg2	Seg3	Seg4	Lap Time	km/h	Local Time
1		32.594	22.498	27.853	1'59.723	<b>276,9</b>	12:32'30.490
2	32.693	32.304	22.352	<b>27.683</b>	1'55.032	272,0	12:34'25.522
3	32.665	32.876	22.067	27.859	1'55.467	272,0	12:36'20.989
4	32.629	<b>32.145</b>	22.162	27.849	<b>1'54.785</b>	274,1	12:38'15.774
5	32.763	32.430	22.048	27.960	1'55.201	270,0	12:40'10.975
6	<b>33.024</b>	32.269	<b>22.021</b>	27.835	1'55.149	270,0	12:42'06.124
7	<b>32.608</b>	32.266	22.094	27.926	1'54.894	269,3	12:44'01.018
8	32.821	33.005	22.581	28.046	1'56.453	270,0	12:45'57.471
9	32.803	32.567	22.070	27.973	1'55.413	269,3	12:47'52.884
10	32.703	32.412	22.146	27.978	1'55.239	270,7	12:49'48.123
11	32.811	32.522	22.207	27.752	1'55.292	275,5	12:51'43.415
12	32.730	32.420	22.122	27.977	1'55.249	268,0	12:53'38.664
13	32.940	32.595	22.212	27.948	1'55.695	269,3	12:55'34.359
14	32.775	32.569	22.167	27.862	1'55.373	270,7	12:57'29.732

Last Passing Point FL1 at 12:57'46.041

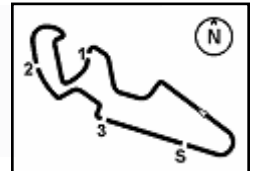
14° 71 T. EDWARDS (1'54.740)							
Lap	Seg1	Seg2	Seg3	Seg4	Lap Time	km/h	Local Time
1		32.573	22.440	27.982	1'59.543	268,0	12:32'30.310
2	32.413	32.461	22.130	27.952	1'54.956	270,7	12:34'25.266
3	32.622	32.490	22.089	28.101	1'55.302	265,4	12:36'20.568
4	32.546	<b>32.351</b>	22.163	28.230	1'55.290	264,7	12:38'15.858
5	32.853	32.569	22.100	<b>27.909</b>	1'55.431	<b>273,4</b>	12:40'11.289
6	32.824	32.369	22.058	27.966	1'55.217	271,4	12:42'06.506
7	<b>32.381</b>	32.382	<b>22.030</b>	27.947	<b>1'54.740</b>	272,0	12:44'01.246
8	32.756	32.508	22.313	28.092	1'55.669	263,4	12:45'56.915
9	32.581	32.483	22.111	28.264	1'55.439	264,1	12:47'52.354
10	32.793	32.452	22.103	28.242	1'55.590	266,0	12:49'47.944
11	32.697	32.589	22.077	28.275	1'55.638	265,4	12:51'43.582
12	32.932	32.551	22.165	28.084	1'55.732	267,3	12:53'39.314
13	32.778	32.445	22.201	27.951	1'55.375	270,7	12:55'34.689
14	32.622	32.678	22.182	28.044	1'55.526	268,7	12:57'30.215

Last Passing Point FL1 at 12:57'46.433

15° 72 Y. RUIZ (1'54.703)							
Lap	Seg1	Seg2	Seg3	Seg4	Lap Time	km/h	Local Time
1		32.423	22.069	28.420	1'58.646	264,1	12:32'29.413
2	32.732	<b>32.060</b>	21.989	<b>28.190</b>	1'54.971	<b>267,3</b>	12:34'24.384
3	<b>32.377</b>	32.097	<b>21.914</b>	28.315	<b>1'54.703</b>	264,1	12:36'19.087
4	32.610	32.117	21.928	28.225	1'54.880	265,4	12:38'13.967
5	32.603	32.267	22.077	28.266	1'55.213	265,4	12:40'09.180
6	32.778	32.303	21.987	28.400	1'55.468	262,8	12:42'04.648
7	32.772	32.383	22.045	28.475	1'55.675	261,5	12:44'00.323
8	32.757	32.299	22.079	28.525	1'55.660	259,6	12:45'55.983
9	32.770	32.401	21.951	28.583	1'55.705	256,5	12:47'51.688
10	32.859	32.366	22.109	28.606	1'55.940	257,1	12:49'47.628

24/09/2023 P = Pits In/Out - C = Lap Time Cancelled

These data/results cannot be reproduced, stored and/or transmitted in whole or in part by any manner of electronic, mechanical, photocopying, recording, broadcasting or otherwise now known or herein after developed without the previous express consent by the copyright owner, except for reproduction in daily press and regular printed publications on sale to the public within 60 days of the event related to those data/results and always provided that copyright symbol appears together as follows below



MotorLand Aragon 5.077 m

**Tissot Aragon Round, 22-24 September 2023**  
**Chronological Analysis Race 2**

Start at 12:30'30.767

3 / 4

11	32.831	32.482	21.974	28.428	1'55.715	262,1	12:51'43.343	5	33.025	32.537	22.112	28.161	<b>1'55.835</b>	268,0	12:40'19.376
12	32.976	32.370	22.110	28.325	1'55.781	264,1	12:53'39.124	6	33.272	32.549	<b>22.108</b>	<b>28.127</b>	1'56.056	267,3	12:42'15.432
13	32.755	32.456	22.183	28.379	1'55.773	264,7	12:55'34.897	7	32.909	<b>32.504</b>	<b>22.364</b>	28.201	1'55.978	268,7	12:44'11.410
14	32.807	32.506	22.211	28.371	1'55.895	265,4	12:57'30.792	8	<b>32.822</b>	32.556	22.259	28.259	1'55.896	264,1	12:46'07.306

Last Passing Point FL1 at 12:57'47.039

9	33.155	32.625	22.356	28.718	1'56.854	269,3	12:48'04.160	9	33.155	32.625	22.356	28.718	1'56.854	269,3	12:48'04.160
10	33.168	32.847	22.581	28.241	1'56.837	264,7	12:50'00.997	10	33.168	32.847	22.581	28.241	1'56.837	264,7	12:50'00.997
11	33.204	32.899	22.319	28.209	1'56.631	<b>272,0</b>	12:51'57.628	11	33.204	32.899	22.319	28.209	1'56.631	<b>272,0</b>	12:51'57.628
12	33.534	32.707	22.568	28.211	1'57.020	266,0	12:53'54.648	12	33.534	32.707	22.568	28.211	1'57.020	266,0	12:53'54.648
13	33.237	32.810	22.411	28.156	1'56.614	268,0	12:55'51.262	13	33.237	32.810	22.411	28.156	1'56.614	268,0	12:55'51.262
14	33.281	32.835	22.375	28.401	1'56.892	266,7	12:57'48.154	14	33.281	32.835	22.375	28.401	1'56.892	266,7	12:57'48.154

Last Passing Point FL at 12:57'48.154

**16° 27 A. DIAZ [1'55.232]**

Lap	Seg1	Seg2	Seg3	Seg4	Lap Time	km/h	Local Time
1		32.924	22.069	<b>28.142</b>	1'59.027	265,4	12:32'29.794
2	32.750	32.543	<b>21.793</b>	28.249	1'55.335	264,1	12:34'25.129
3	<b>32.594</b>	32.873	22.064	28.211	1'55.742	266,7	12:36'20.871
4	32.881	32.503	21.867	28.272	1'55.523	266,0	12:38'16.394
5	33.143	32.567	22.192	28.283	1'56.185	<b>267,3</b>	12:40'12.579
6	32.598	32.501	21.927	28.206	<b>1'55.232</b>	266,7	12:42'07.811
7	32.710	<b>32.447</b>	21.999	28.335	1'55.491	264,7	12:44'03.302
8	32.646	32.659	21.950	28.334	1'55.589	264,7	12:45'58.891
9	32.722	32.599	21.985	28.450	1'55.756	260,9	12:47'54.647
10	32.807	32.623	22.057	28.476	1'55.963	259,0	12:49'50.610
11	32.713	32.791	21.959	28.721	1'56.184	259,0	12:51'46.794
12	32.848	32.734	22.006	28.708	1'56.296	257,1	12:53'43.090
13	32.837	32.820	22.233	28.591	1'56.481	258,4	12:55'39.571
14	32.911	32.682	22.094	28.553	1'56.240	258,4	12:57'35.811

Last Passing Point FL at 12:57'35.811

**17° 61 C. ONCU [1'55.506]**

Lap	Seg1	Seg2	Seg3	Seg4	Lap Time	km/h	Local Time
1		33.166	22.496	<b>28.112</b>	2'01.146	270,0	12:32'31.913
2	32.814	32.391	22.344	28.113	1'55.662	<b>270,7</b>	12:34'27.575
3	32.764	32.411	22.258	28.313	1'55.746	266,0	12:36'23.321
4	<b>32.680</b>	<b>32.258</b>	<b>22.174</b>	28.394	<b>1'55.506</b>	266,0	12:38'18.827
5	32.772	32.691	22.213	28.345	1'56.021	266,7	12:40'14.848
6	32.901	32.531	22.258	28.461	1'56.151	265,4	12:42'10.999
7	33.170	32.869	22.402	28.713	1'57.154	262,8	12:44'08.153
8	33.301	32.897	22.452	28.655	1'57.305	263,4	12:46'05.458
9	33.629	32.999	22.337	28.502	1'57.467	266,7	12:48'02.925
10	33.410	33.027	22.375	28.561	1'57.373	264,1	12:50'00.298
11	33.221	32.776	22.464	28.439	1'56.900	263,4	12:51'57.198
12	33.053	32.567	22.312	28.648	1'56.580	260,2	12:53'53.778
13	33.091	32.729	22.376	28.742	1'56.938	260,2	12:55'50.716
14	32.902	32.829	22.783	28.708	1'57.222	261,5	12:57'47.938

Last Passing Point FL at 12:57'47.938

**18° 51 A. SARMOON [1'55.837]**

Lap	Seg1	Seg2	Seg3	Seg4	Lap Time	km/h	Local Time
1		32.868	22.278	<b>28.126</b>	2'00.327	<b>268,7</b>	12:32'31.094
2	<b>32.597</b>	32.604	22.323	28.416	1'55.940	264,7	12:34'27.034
3	33.085	<b>32.491</b>	22.224	28.564	1'56.364	260,2	12:36'23.398
4	32.779	32.642	<b>21.917</b>	28.499	<b>1'55.837</b>	263,4	12:38'19.235
5	33.036	32.637	22.131	28.402	1'56.206	264,1	12:40'15.441
6	32.951	32.621	22.094	28.451	1'56.117	263,4	12:42'11.558
7	32.986	32.746	22.384	28.566	1'56.682	263,4	12:44'08.240
8	33.401	32.835	22.521	28.572	1'57.329	265,4	12:46'05.569
9	33.310	32.794	22.318	28.749	1'57.171	257,8	12:48'02.740
10	33.003	32.913	22.456	28.961	1'57.333	255,9	12:50'00.073
11	33.217	32.836	22.386	28.833	1'57.272	257,1	12:51'57.345
12	33.061	32.699	22.232	28.613	1'56.605	261,5	12:53'53.950
13	33.163	32.730	22.376	28.635	1'56.904	259,6	12:55'50.854
14	33.097	32.886	22.583	28.622	1'57.188	266,0	12:57'48.042

Last Passing Point FL at 12:57'48.042

**19° 22 F. FULIGNI [1'55.835]**

Lap	Seg1	Seg2	Seg3	Seg4	Lap Time	km/h	Local Time
1		33.274	22.472	28.265	2'01.963	268,0	12:32'32.730
2	33.061	32.739	22.215	28.138	1'56.153	267,3	12:34'28.883
3	33.096	32.533	22.248	28.183	1'56.060	266,0	12:36'24.943
4	35.647	32.531	22.271	28.149	1'58.598	266,0	12:38'23.541

**20° 73 M. KOFLER [1'55.802]**

Lap	Seg1	Seg2	Seg3	Seg4	Lap Time	km/h	Local Time
1		32.843	22.694	<b>28.115</b>	2'00.900	<b>268,0</b>	12:32'31.667
2	<b>32.806</b>	<b>32.477</b>	22.333	28.186	<b>1'55.802</b>	266,7	12:34'27.469
3	33.267	32.738	22.297	28.275	1'56.577	266,0	12:36'24.046
4	32.968	32.519	<b>22.234</b>	28.156	1'55.877	266,0	12:38'19.923
5	32.933	32.536	22.256	28.148	1'55.873	<b>268,0</b>	12:40'15.796
6	32.979	32.559	22.397	28.229	1'56.164	<b>268,0</b>	12:42'11.960
7	33.041	32.692	22.496	28.339	1'56.568	266,0	12:44'08.528
8	33.372	32.889	22.685	28.240	1'57.186	266,0	12:46'05.714
9	33.500	33.120	22.728	28.552	1'57.900	264,1	12:48'03.614
10	33.248	32.869	22.563	28.376	1'57.056	263,4	12:50'00.670
11	33.208	32.837	22.476	28.329	1'56.850	267,3	12:51'57.520
12	33.379	32.800	22.397	28.388	1'56.964	262,1	12:53'54.484
13	33.178	32.807	22.435	28.253	1'56.673	263,4	12:55'51.157
14	33.628	32.862	22.488	28.222	1'57.200	<b>268,0</b>	12:57'48.357

Last Passing Point FL at 12:57'48.357

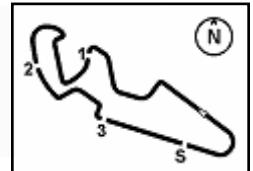
**21° 68 L. POWER [1'56.047]**

Lap	Seg1	Seg2	Seg3	Seg4	Lap Time	km/h	Local Time
1		33.444	22.512	28.343	2'02.565	264,7	12:32'33.332
2	33.170	32.781	22.432	28.522	1'56.905	260,9	12:34'30.237
3	32.969	32.600	<b>22.102</b>	28.546	1'56.217	260,2	12:36'26.454
4	33.007	32.749	22.147	28.552	1'56.455	259,6	12:38'22.909
5	33.001	32.617	22.154	28.522	1'56.294	260,9	12:40'19.203
6	32.888	<b>32.502</b>	22.188	28.469	<b>1'56.047</b>	260,2	12:42'15.250
7	<b>32.800</b>	32.648	22.138	28.540	1'56.126	259,6	12:44'11.376
8	33.076	32.695	22.189	<b>28.328</b>	1'56.288	262,8	12:46'07.664
9	33.025	32.632	22.311	28.475	1'56.443	264,1	12:48'04.107
10	33.410	32.789	22.677	28.437	1'57.313	264,1	12:50'01.420
11	33.133	32.905	22.446	28.353	1'56.837	264,7	12:51'58.257
12	33.398	32.683	22.316	28.438	1'56.835	265,4	12:53'55.092
13	33.448	32.694	22.374	28.514	1'57.030	264,7	12:55'52.122
14	33.230	32.689	22.446	28.445	1'56.810	<b>267,3</b>	12:57'48.932

Last Passing Point FL at 12:57'48.932

**22° 95 T. MACKENZIE [1'55.748]**

Lap	Seg1	Seg2	Seg3	Seg4	Lap Time	km/h	Local Time
1		33.054	22.369	28.525	2'01.806	266,7	12:32'32.573
2	32.830	32.438	22.183	28.636	1'56.087	262,8	12:34'28.660
3	<b>32.813</b>	<b>32.378</b>	22.137	28.420	<b>1'55.748</b>	266,7	12:36'24.408
4	32.908	32.621	22.219	28.416	1'56.164	264,7	12:38'20.572
5	32.902	32.446	<b>22.093</b>	28.434	1'55.875	266,7	12:40'16.447
6	32.938	32.498	22.222	28.411	1'56.069	264,7	12:42'12.516
7	32.991	32.660	22.205	28.469	1'56.325	264,7	12:44'08.841
8	33.127	32.933	22.751	28.866	1'57.677	260,2	12:46'06.518
9	33.144	32.894	22.342	28.928	1'57.308	261,5	12:48'03.826
10	33.198	32.915	22.495	28.461	1'57.069	<b>268,0</b>	12:50'00.895
11	33.446	32.865	22.376	<b>28.362</b>	1'57.049	<b>268,0</b>	12:51'57.944
12	33.427	32.642	22.283	28.698	1'57.050	264,1	12:53'54.994
13	33.218	32.686	22.463				



MotorLand Aragon 5.077 m

**Tissot Aragon Round, 22-24 September 2023**  
**Chronological Analysis Race 2**

Start at 12:30'30.767

4 / 4

23° 26 M. NORRODIN [1'56.757]							
Lap	Seg.1	Seg.2	Seg.3	Seg.4	Lap Time	km/h	Local Time
1		33.513	22.649	<b>28.528</b>	2'03.072	<b>265,4</b>	12:32'33.839
2	33.053	<b>32.584</b>	22.910	28.536	1'57.083	263,4	12:34'30.922
3	<b>32.981</b>	32.801	22.406	28.569	<b>1'56.757</b>	261,5	12:36'27.679
4	33.350	32.866	22.545	28.602	1'57.363	264,7	12:38'25.042
5	33.435	32.867	22.776	28.776	1'57.854	262,1	12:40'22.896
6	33.560	33.069	22.367	28.937	1'57.933	258,4	12:42'20.829
7	33.095	32.863	22.263	28.968	1'57.189	255,9	12:44'18.018
8	33.113	32.876	<b>22.042</b>	29.018	1'57.049	254,1	12:46'15.067
9	33.110	32.795	22.229	28.932	1'57.066	255,9	12:48'12.133
10	33.108	32.994	22.241	29.115	1'57.458	254,7	12:50'09.591
11	33.201	32.961	22.061	29.007	1'57.230	254,7	12:52'06.821
12	33.200	33.086	22.166	29.042	1'57.494	254,1	12:54'04.315
13	33.110	32.883	22.145	29.107	1'57.245	254,1	12:56'01.560
Last Passing Point SPD at 12:57'42.828							

14	32.826	32.354	22.157	28.083	1'55.420	268,0	12:57'18.728
Last Passing Point FL.1 at 12:57'34.949							

24° 16 Y. OKAYA [1'56.961]							
Lap	Seg.1	Seg.2	Seg.3	Seg.4	Lap Time	km/h	Local Time
1		33.448	22.471	<b>28.394</b>	2'02.404	<b>268,7</b>	12:32'33.171
2	33.128	32.902	22.809	28.532	1'57.371	268,0	12:34'30.542
3	33.118	<b>32.880</b>	<b>22.325</b>	28.638	<b>1'56.961</b>	262,8	12:36'27.503
4	33.370	32.889	22.561	28.647	1'57.467	264,7	12:38'24.970
5	33.290	32.998	22.724	28.833	1'57.845	264,1	12:40'22.815
6	33.482	33.240	23.007	28.655	1'58.384	<b>268,7</b>	12:42'21.199
7	33.179	33.109	22.616	28.748	1'57.652	263,4	12:44'18.851
8	33.419	33.164	22.607	28.789	1'57.979	262,1	12:46'16.830
9	33.404	33.100	22.670	28.851	1'58.025	260,2	12:48'14.855
10	33.524	33.118	22.765	28.779	1'58.186	260,2	12:50'13.041
11	33.530	33.036	22.592	28.796	1'57.954	260,9	12:52'10.995
12	33.659	33.140	22.595	28.823	1'58.217	259,6	12:54'09.212
13	33.394	33.113	22.619	28.891	1'58.017	259,6	12:56'07.229
Last Passing Point SPD at 12:57'48.164							

RET 48 L. DALLA PORTA [1'55.020]								
Lap	Seg.1	Seg.2	Seg.3	Seg.4	Lap Time	km/h	Local Time	
1			32.756	22.292	28.156	2'00.207	271,4	12:32'30.974
2	32.600	32.253	22.191	<b>27.976</b>	<b>1'55.020</b>	<b>272,0</b>	12:34'25.994	
3	<b>32.585</b>	32.437	22.372	28.027	1'55.421	<b>272,0</b>	12:36'21.415	
4	32.687	32.340	22.294	28.060	1'55.381	271,4	12:38'16.796	
5	32.991	32.230	22.171	28.068	1'55.460	270,0	12:40'12.256	
6	32.697	32.298	22.147	28.215	1'55.357	268,7	12:42'07.613	
7	32.784	32.275	22.130	28.288	1'55.477	266,0	12:44'03.090	
8	32.739	32.305	<b>22.030</b>	28.082	1'55.156	269,3	12:45'58.246	
9	32.619	32.312	22.105	28.245	1'55.281	265,4	12:47'53.527	
10	32.709	<b>32.203</b>	22.054	28.222	1'55.188	267,3	12:49'48.715	
11	32.650	32.323	22.152	28.154	1'55.279	269,3	12:51'43.994	
12	32.771	32.568	22.128	28.276	1'55.743	268,7	12:53'39.737	
Last Passing Point I2.1 at 12:54'58.058								

RET 99 A. HUERTAS [1'53.915]							
Lap	Seg.1	Seg.2	Seg.3	Seg.4	Lap Time	km/h	Local Time
1		32.395	21.849	27.811	1'57.011	<b>271,4</b>	12:32'27.778
2	32.627	32.091	21.905	<b>27.702</b>	1'54.325	270,7	12:34'22.103
3	32.295	32.203	21.829	27.844	1'54.171	270,7	12:36'16.274
4	<b>32.265</b>	<b>32.003</b>	<b>21.730</b>	27.917	<b>1'53.915</b>	268,0	12:38'10.189
5	32.441	32.028	21.799	27.868	1'54.136	270,0	12:40'04.325
6	32.382	32.234	21.836	27.936	1'54.388	268,7	12:41'58.713
7	32.335	32.135	21.858	27.940	1'54.268	268,7	12:43'52.981
8	32.393	32.151	21.919	28.228	1'54.691	267,3	12:45'47.672
9	32.647	32.379	21.915	28.151	1'55.092	268,0	12:47'42.764
10	32.661	32.182			9'53.956P		12:57'36.720
Last Passing Point FL at 12:57'36.720							

25° 35 L. TACCINI [1'56.936]							
Lap	Seg.1	Seg.2	Seg.3	Seg.4	Lap Time	km/h	Local Time
1		33.634	22.589	28.542	2'02.927	<b>271,4</b>	12:32'33.694
2	<b>32.927</b>	<b>32.761</b>	22.764	<b>28.484</b>	<b>1'56.936</b>	268,0	12:34'30.630
3	33.170	32.835	22.807	28.557	1'57.369	265,4	12:36'27.999
4	33.122	33.014	22.544	28.541	1'57.221	268,7	12:38'25.220
5	33.422	33.046	22.574	28.830	1'57.872	264,1	12:40'23.092
6	33.460	33.110	22.617	29.090	1'58.277	266,0	12:42'21.369
7	33.162	33.023	22.700	28.652	1'57.537	268,7	12:44'18.906
8	33.551	33.044	22.677	28.736	1'58.008	268,0	12:46'16.914
9	33.504	33.044	22.725	28.740	1'58.013	264,7	12:48'14.927
10	33.663	33.133	22.673	28.713	1'58.182	265,4	12:50'13.109
11	33.637	33.055	22.579	28.691	1'57.962	266,0	12:52'11.071
12	33.818	33.048	22.665	28.682	1'58.213	263,4	12:54'09.284
13	33.503	33.071	22.655	28.808	1'58.037	264,1	12:56'07.321
Last Passing Point SPD at 12:57'48.274							

RET 66 N. TUULI [1'53.805]							
Lap	Seg.1	Seg.2	Seg.3	Seg.4	Lap Time	km/h	Local Time
1		32.416	22.094	27.896	1'58.450	<b>274,8</b>	12:32'29.217
2	32.574	32.057	21.830	27.924	1'54.385	268,0	12:34'23.602
3	<b>32.319</b>	<b>31.951</b>	<b>21.817</b>	<b>27.718</b>	<b>1'53.805</b>	274,1	12:36'17.407
4	32.515	32.095	21.962	27.823	1'54.395	271,4	12:38'11.802
5	32.625	32.226	21.935	27.818	1'54.604	273,4	12:40'06.406
6	32.483	32.087	21.827	27.881	1'54.278	270,7	12:42'00.684
7	32.441	32.131	21.859	27.946	1'54.377	270,0	12:43'55.061
8	32.562	32.249	21.888	27.956	1'54.655	268,0	12:45'49.716
9	32.486	32.244	21.844	28.026	1'54.600	267,3	12:47'44.316
10	32.441	32.238	21.892	27.976	1'54.547	266,7	12:49'38.863
11	32.545	32.181	21.924	27.965	1'54.615	268,7	12:51'33.478
12	32.539	32.230	21.994	27.950	1'54.713	269,3	12:53'28.191
13	32.817	32.221	21.975	28.104	1'55.117	268,7	12:55'23.308

24/09/2023

P = Pits In/Out - C = Lap Time Cancelled

These data/results cannot be reproduced, stored and/or transmitted in whole or in part by any manner of electronic, mechanical, photocopying, recording, broadcasting or otherwise now known or herein after developed without the previous express consent by the copyright owner, except for reproduction in daily press and regular printed publications on sale to the public within 60 days of the event related to those data/results and always provided that copyright symbol appears together as follows below.

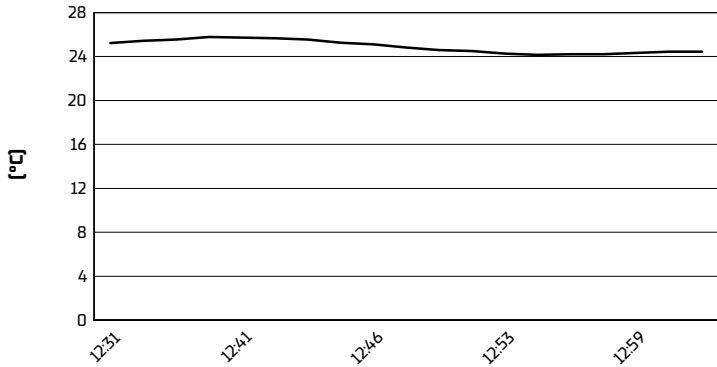
© DORNA WSBK ORGANIZATION Srl 2023

**Tissot Aragon Round, 22-24 September 2023**

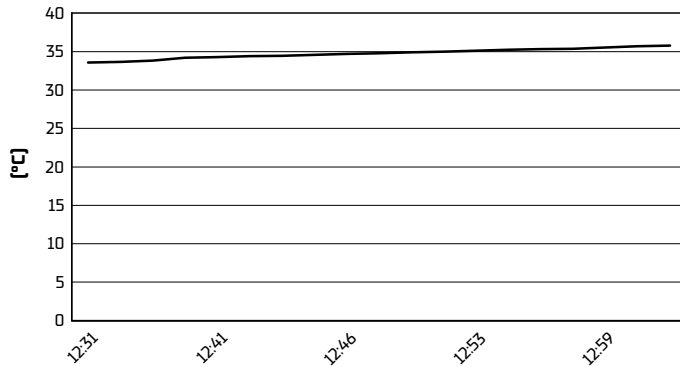
**Weather Report Race 2**

Session started 12:31 - Session ended 13:03

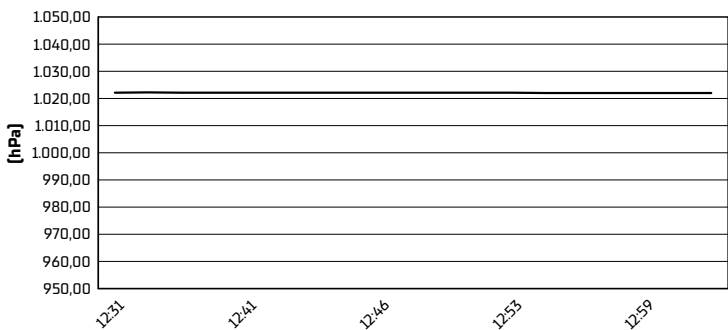
**Air Temperature**



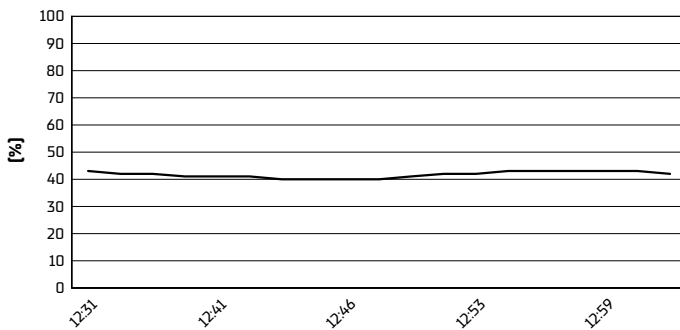
**Track Temperature**



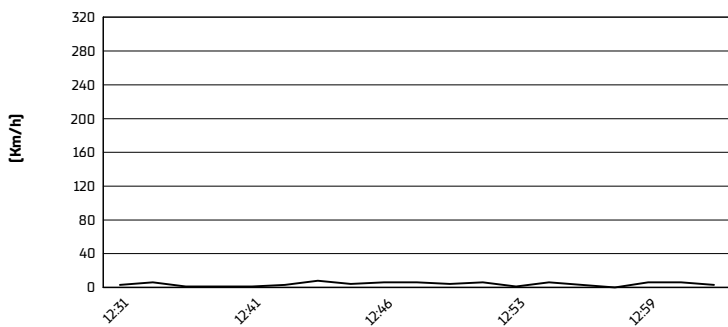
**Air Pressure**



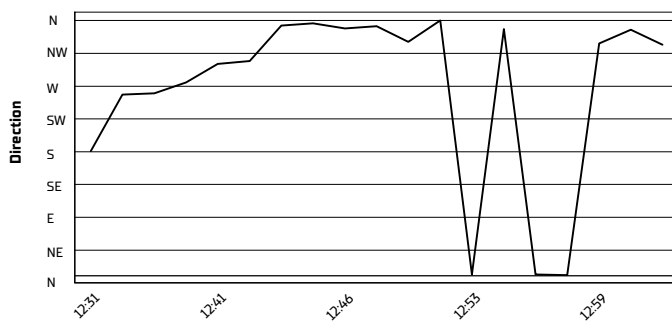
**Humidity**



**Wind Speed**



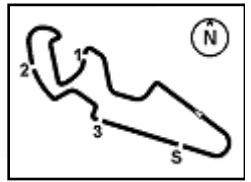
**Wind Direction**



24/09/2023

These data/results cannot be reproduced, stored and/or transmitted in whole or in part by any manner of electronic, mechanical, photocopying, recording, broadcasting or otherwise now known or herein after developed without the previous express consent by the copyright owner, except for reproduction in daily press and regular printed publications on sale to the public within 60 days of the event related to those data/results and always provided that copyright symbol appears together as follows below.

© DORNA WSBK ORGANIZATION Srl 2023



**Tissot Aragon Round, 22-24 September 2023**  
**Manufacturers Standings**

MotorLand Aragon 5.077 m

Points	Points From First	Points From Previous	February 26 PHILIP ISLAND		March 5 MANDALIKA		April 23 ASSEN		May 7 BARCELONA		June 4 MISANO		July 2 DONINGTON PARK		July 16 IMOLA		July 30 MOST		September 10 MAGNY-COURS		September 24 ARAGON		October 1 PORTIMAO		October 29 JEREZ		
			1	2	1	2	1	2	1	2	1	2	1	2	1	2	1	2	1	2	1	2	1	2	1	2	1
<b>1</b>	<b>445</b>		25	25	20	25	25	25	25	10	25	20	25	25	16	20	25	9	25	25	25	25					
			1	1	1	1	1	1	1	1	1	1	1	1	1	1	1	1	1	1	1	1					
<b>2</b>	<b>360</b>	85	20	20	10	20	16	20	13	16	20	25	20	20	11	25	25	20	10	20	20	9	20				
			2	2	3	2	2	2	2	2	2	2	2	2	2	2	2	2	2	2	2	2	2				
<b>3</b>	<b>288</b>	157	72	9	13	13	11	20	13	20	25	13	16	8	8	20	8	16	20	9	13	20	13				
				6	4	5	4	4	4	3	3	3	3	3	3	3	3	3	3	3	3	3	3				
<b>4</b>	<b>207</b>	238	81	16	16	25	13	9	8	4	4	6	11	10	13	8	13	11	13	13	9	5					
				3	3	2	2	3	3	4	4	4	4	4	4	4	4	4	4	4	4	4	4				
<b>5</b>	<b>142</b>	303	65	13	7	16	10	4	11	6	8	7	6	1	4			9	7	11	11	7	4				
				4	5	4	4	5	5	5	5	5	5	5	5	5	5	5	5	5	5	5	5				
<b>6</b>	<b>42</b>	403	100	11	1	2	3											25									
				5	6	6	6	6	6	6	6	6	6	6	6	6	6	6	6	6	6	6	6				
<b>7</b>	<b>1</b>	444	41											1													
														7	7	7	7	7	7	7	7	7	7				

24/09/2023 First Line: Championship Standings - Second Line: Ranking Progression

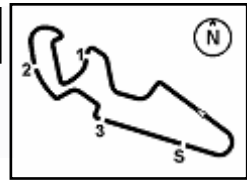
These data/results cannot be reproduced, stored and/or transmitted in whole or in part by any manner of electronic, mechanical, photocopying, recording, broadcasting or otherwise now known or herein after developed without the previous express consent by the copyright owner, except for reproduction in daily press and regular printed publications on sale to the public within 60 days of the event related to those data/results and always provided that copyright symbol appears together as follows below.

© DORNA WSBK ORGANIZATION Srl 2023









**Tissot Aragon Round, 22-24 September 2023**  
**Team Standings**

	February 26 PHILIP ISLAND	March 5 MANDALIKA	April 23 ASSEN	May 7 BARCELONA	June 4 MISANO	July 2 DONINGTON PARK	July 16 IMOLA	July 30 MOST	September 10 MAGNY-COURS	September 24 ARAGON	October 1 PORTIMAO	October 29 JEREZ		
KOFLER Andreas	3							1	2					
<b>18 Evan Bros. WorldSSP Yamaha Team</b>	<b>36</b>													<b>[-407]</b>
DALLA PORTA Lorenzo	16								6	10				
FULIGNI Filippo	10						5	5						
MANTOVANI Andrea	9		2	4		2	1							
FERNANDEZ GONZALEZ Adrian	1				1									
<b>19 Altogo Racing Team</b>	<b>23</b>													<b>[-420]</b>
CORSI Simone	23		3		10	10								
<b>20 Yart-Yamaha WorldSSP Team</b>	<b>17</b>													<b>[-426]</b>
EDWARDS Tom	17		1	2	5	3	2	2			2			
<b>21 Eder Racing</b>	<b>10</b>													<b>[-433]</b>
GRADINGER Thomas	10								10					
<b>22 Arco Yart Yamaha WorldSSP</b>	<b>6</b>													<b>[-437]</b>
DIAZ Alvaro	6						3			3				
<b>23 MDR Offitec Yamaha</b>	<b>5</b>													<b>[-438]</b>
RUIZ Yeray	5									4	1			
<b>24 Extreme Racing Service</b>	<b>4</b>													<b>[-439]</b>
OTTAVIANI Luca	4						4							
<b>25 Axon Seven Team</b>	<b>2</b>													<b>[-441]</b>
BUSSOLOTTI Marco	2				2									
<b>26 Astro-JJR Suzuki</b>	<b>1</b>													<b>[-442]</b>
IRWIN Rhys	1					1								
<b>27 ProDina Kawasaki Racing</b>	<b>1</b>													<b>[-442]</b>
VALTULINI Stefano	1						1							

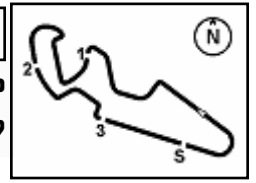
24/09/2023

These data/results cannot be reproduced, stored and/or transmitted in whole or in part by any manner of electronic, mechanical, photocopying, recording, broadcasting or otherwise now known or herein after developed without the previous express consent by the copyright owner, except for reproduction in daily press and regular printed publications on sale to the public within 60 days of the event related to those data/results and always provided that copyright symbol appears together as follows below.

© DORNA WSBK ORGANIZATION Srl 2023

FICR PERUGIA TIMING





**Tissot Aragon Round, 22–24 September 2023**  
**Race Winners**

MotorLand Aragon 5.077 m

	2020	2021	2022	2023
<b>01 Philip Island</b>	Locatelli A. (ITA) YAM		RC1: Montella Y. (ITA) KAW RC2: Aegerter D. (SUI) YAM	RC1: Bulega N. (ITA) DUC RC2: Bulega N. (ITA) DUC
<b>02 Mandalika</b>		RC1: De Rosa R. (ITA) KAW RC2: Cluzel J. (FRA) YAM	RC1: Tuuli N. (FIN) MVA RC2: Aegerter D. (SUI) YAM	RC1: Oncu C. (TUR) KAW RC2: Caricasulo F. (ITA) DUC
<b>03 Assen</b>		RC1: Aegerter D. (SUI) YAM RC2: Aegerter D. (SUI) YAM	RC1: Aegerter D. (SUI) YAM RC2: Aegerter D. (SUI) YAM	RC1: Bulega N. (ITA) DUC RC2: Bulega N. (ITA) DUC
<b>04 Barcelona</b>	RC1: Verdoia A. (FRA) YAM RC2: Locatelli A. (ITA) YAM	RC1: Krummenacher R. (SUI) YAM RC2: Gonzalez M. (ESP) YAM	RC1: Aegerter D. (SUI) YAM RC2: Aegerter D. (SUI) YAM	RC1: Bulega N. (ITA) DUC RC2: Sofuoglu B. (TUR) MVA
<b>05 Misano</b>		RC1: Aegerter D. (SUI) YAM RC2: Aegerter D. (SUI) YAM	RC1: Aegerter D. (SUI) YAM RC2: Aegerter D. (SUI) YAM	RC1: Bulega N. (ITA) DUC RC2: Manzi S. (ITA) YAM
<b>06 Donington</b>			RC1: Aegerter D. (SUI) YAM RC2: Aegerter D. (SUI) YAM	RC1: Bulega N. (ITA) DUC RC2: Bulega N. (ITA) DUC
<b>07 Imola</b>				RC1: Manzi S. (ITA) YAM RC2: Manzi S. (ITA) YAM
<b>08 Most</b>		RC1: Odendaal S. (RSA) YAM RC2: Aegerter D. (SUI) YAM	RC1: Baldassarri L. (ITA) YAM RC2: Baldassarri L. (ITA) YAM	RC1: Bulega N. (ITA) DUC RC2: Mackenzie T. (GBR) HDN
<b>09 Magny-Cours</b>	RC1: Locatelli A. (ITA) YAM RC2: Mahias L. (FRA) KAW	RC1: Aegerter D. (SUI) YAM RC2: Gonzalez M. (ESP) YAM	RC1: Baldassarri L. (ITA) YAM RC2: Aegerter D. (SUI) YAM	RC1: Bulega N. (ITA) DUC RC2: Bulega N. (ITA) DUC
<b>10 Aragon</b>	RC1: Locatelli A. (ITA) YAM RC2: Locatelli A. (ITA) YAM	RC1: Odendaal S. (RSA) YAM RC2: Odendaal S. (RSA) YAM	RC1: Baldassarri L. (ITA) YAM RC2: Aegerter D. (SUI) YAM	RC1: Bulega N. (ITA) DUC RC2: Bulega N. (ITA) DUC
<b>11 Portimao</b>	RC1: Locatelli A. (ITA) YAM RC2: Locatelli A. (ITA) YAM	RC1: Cluzel J. (FRA) YAM RC2: Odendaal S. (RSA) YAM	RC1: Manzi S. (ITA) TRI RC2: Aegerter D. (SUI) YAM	
<b>12 Jerez</b>	RC1: Locatelli A. (ITA) YAM RC2: Locatelli A. (ITA) YAM	Aegerter D. (SUI) YAM		

**2023**

- 13 N. Bulega**
- 3 S. Manzi**
- 1 F. Caricasulo**
- 1 T. Mackenzie**
- 1 C. Oncu**
- 1 B. Sofuoglu**

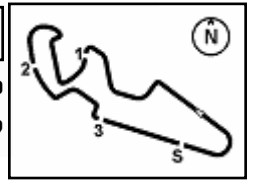
**ALL TIMES**

- |                          |                          |                        |                          |                        |
|--------------------------|--------------------------|------------------------|--------------------------|------------------------|
| <b>43 K. Sofuoglu</b>    | <b>6 S. Chambon</b>      | <b>3 I. MacPherson</b> | <b>1 T. Mackenzie</b>    | <b>1 L. Zanetti</b>    |
| <b>27 D. Aegerter</b>    | <b>6 C. Davies</b>       | <b>3 J. Rea</b>        | <b>1 Y. Montella</b>     | <b>1 W. Zeelenberg</b> |
| <b>24 J. Cluzel</b>      | <b>6 K. Fujiwara</b>     | <b>3 L. Scassa</b>     | <b>1 S. Morais</b>       |                        |
| <b>16 F. Foret</b>       | <b>6 B. Parkes</b>       | <b>3 K. Smith</b>      | <b>1 G. Nannelli</b>     |                        |
| <b>13 N. Bulega</b>      | <b>6 J. Teuchert</b>     | <b>2 J. Brookes</b>    | <b>1 C. Oncu</b>         |                        |
| <b>12 S. Charpentier</b> | <b>6 M. van der Mark</b> | <b>2 S. Cortese</b>    | <b>1 M. Pirro</b>        |                        |
| <b>12 E. Laverty</b>     | <b>5 C. Crutchlow</b>    | <b>2 M. Gonzalez</b>   | <b>1 G. Rea</b>          |                        |
| <b>12 A. Locatelli</b>   | <b>5 S. Odendaal</b>     | <b>2 P. Jacobsen</b>   | <b>1 P. Riba</b>         |                        |
| <b>11 K. Muggeridge</b>  | <b>4 L. Baldassarri</b>  | <b>2 N. Tuuli</b>      | <b>1 M. Roccoli</b>      |                        |
| <b>9 L. Mahias</b>       | <b>4 K. Curtain</b>      | <b>2 A. West</b>       | <b>1 R. Rolfo</b>        |                        |
| <b>8 S. Lowes</b>        | <b>4 S. Manzi</b>        | <b>2 R. Xaus</b>       | <b>1 B. Sofuoglu</b>     |                        |
| <b>7 F. Caricasulo</b>   | <b>4 C. Vermeulen</b>    | <b>1 A. Badovini</b>   | <b>1 Y. Tiberio</b>      |                        |
| <b>7 R. Krummenacher</b> | <b>4 J. Whitham</b>      | <b>1 P. Bontempi</b>   | <b>1 J. Vd Goorbergh</b> |                        |
| <b>7 A. Pitt</b>         | <b>3 C. Kellner</b>      | <b>1 R. De Rosa</b>    | <b>1 A. Verdoia</b>      |                        |
| <b>6 P. Casoli</b>       | <b>3 J. Lascorz</b>      | <b>1 L. Lanzi</b>      | <b>1 R. Wilairot</b>     |                        |

24/09/2023

These data/results cannot be reproduced, stored and/or transmitted in whole or in part by any manner of electronic, mechanical, photocopying, recording, broadcasting or otherwise now known or herein after developed without the previous express consent by the copyright owner, except for reproduction in daily press and regular printed publications on sale to the public within 60 days of the event related to those data/results and always provided that copyright symbol appears together as follows below.

© DORNA WSBK ORGANIZATION Srl 2023



**Tissot Aragon Round, 22-24 September 2023**  
**Best Laps & Speeds**

No.	Rider Bike	Nat	Best Lap		FP1		FP2		SP		RC1		WUP		RC2	
			LL	SPD	LL	SPD	LL	SPD	LL	SPD	LL	SPD	LL	SPD	LL	SPD
1	<b>11 N. BULEGA</b> Ducati Panigale V2	ITA	<b>1'52.306</b> 77 276,9		1'54.043 16 <b>276,9</b>		1'53.671 19 272,0		<b>1'52.306</b> 7 275,5		1'53.488 15 272,7		1'53.994 6 266,6		1'53.191 14 267,9	
2	<b>55 Y. MONTELLA</b> Ducati Panigale V2	ITA	<b>1'53.030</b> 76 274,8		1'54.998 16 274,1		1'54.993 16 271,3		<b>1'53.030</b> 8 <b>274,8</b>		1'54.191 15 271,3		1'54.641 7 268,6		1'54.287 14 273,4	
3	<b>64 F. CARICASULO</b> Ducati Panigale V2	ITA	<b>1'53.170</b> 78 279,7		1'54.555 16 278,3		1'53.858 18 275,5		<b>1'53.170</b> 8 <b>279,7</b>		1'54.490 15 275,5		1'53.930 7 266,0		1'54.073 14 267,3	
4	<b>23 M. SCHROETTER</b> MV Agusta F3 800 RR	GER	<b>1'53.220</b> 72 277,6		1'55.072 13 273,4		1'54.501 18 275,5		<b>1'53.220</b> 6 274,8		1'54.369 15 <b>277,6</b>		1'54.352 6 268,6		1'54.060 14 274,1	
5	<b>62 S. MANZI</b> Yamaha YZF R6	ITA	<b>1'53.337</b> 81 274,1		1'54.557 17 273,4		1'53.966 18 270,0		<b>1'53.337</b> 10 <b>274,1</b>		1'54.409 15 270,0		1'54.383 7 262,1		1'53.856 14 266,6	
6	<b>3 R. DE ROSA</b> Ducati Panigale V2	ITA	<b>1'53.363</b> 75 274,1		1'55.077 16 273,4		1'54.878 15 269,3		<b>1'53.363</b> 9 <b>274,1</b>		1'54.473 15 272,7		1'55.137 6 266,0		1'54.418 14 270,6	
7	<b>99 A. HUERTAS</b> Kawasaki ZX-6R	ESP	<b>1'53.369</b> 68 280,5		1'54.419 15 <b>280,5</b>		1'54.538 19 273,4		<b>1'53.369</b> 8 274,8		1'54.501 9 276,9		1'55.141 7 267,3		1'53.915 10 271,3	
8	<b>9 J. NAVARRO</b> Yamaha YZF R6	ESP	<b>1'53.619</b> 72 278,3		1'55.135 10 276,2		1'54.137 17 <b>278,3</b>		<b>1'53.619</b> 9 274,8		1'54.727 15 276,9		1'54.388 7 270,6		1'54.220 14 274,1	
9	<b>28 G. VAN STRAALEN</b> Yamaha YZF R6	NED	<b>1'53.650</b> 63 275,5		1'55.192 16 272,0		1'54.954 16 272,0		<b>1'53.650</b> 9 <b>275,5</b>		1'54.673 15 <b>275,5</b>		1'55.913 7 266,0			
10	<b>54 B. SOFUOGLU</b> MV Agusta F3 800 RR	TUR	<b>1'53.724</b> 84 280,5		1'54.978 18 277,6		1'54.859 20 274,1		<b>1'53.724</b> 10 277,6		1'54.445 15 <b>280,5</b>		1'55.457 7 270,6		1'54.021 14 277,6	
11	<b>66 N. TUULI</b> Triumph Street Triple RS 765	FIN	<b>1'53.805</b> 72 277,6		1'55.268 15 <b>277,6</b>		1'54.506 14 274,1		1'53.879 9 276,2		1'54.672 15 275,5		1'55.276 5 266,6		<b>1'53.805</b> 14 274,8	
12	<b>29 N. SPINELLI</b> Yamaha YZF R6	ITA	<b>1'53.873</b> 75 275,5		1'56.797 14 273,4		1'55.392 17 266,6		<b>1'53.873</b> 9 274,1		1'55.159 15 <b>275,5</b>		1'55.733 6 263,4		1'54.387 14 272,0	
13	<b>69 T. BOOTH-AMOS</b> Kawasaki ZX-6R	GBR	<b>1'53.933</b> 61 273,4		1'55.390 13 270,0		1'55.551 13 267,9		<b>1'53.933</b> 8 <b>273,4</b>		1'54.903 6 <b>273,4</b>		1'55.192 7 266,0		1'54.215 14 270,6	
14	<b>94 V. DEBISE</b> Yamaha YZF R6	FRA	<b>1'54.067</b> 76 274,8		1'55.273 17 <b>274,8</b>		1'54.673 14 268,6		<b>1'54.067</b> 10 272,7		1'54.653 15 272,0		1'54.531 6 263,4		1'54.148 14 272,7	
15	<b>41 H. GARZO VICENT</b> Yamaha YZF R6	ESP	<b>1'54.228</b> 49 274,8		1'56.702 16 271,3		1'55.654 15 270,6		<b>1'54.228</b> 10 <b>274,8</b>		1'55.811 8 267,9					
16	<b>27 A. DIAZ</b> Yamaha YZF R6	ESP	<b>1'54.493</b> 75 277,6		1'57.250 16 267,3		1'55.208 17 269,3		<b>1'54.493</b> 10 <b>277,6</b>		1'55.117 15 272,0		1'56.748 3 262,7		1'55.232 14 267,3	
17	<b>72 Y. RUIZ</b> Yamaha YZF R6	ESP	<b>1'54.584</b> 81 270,6		1'56.654 19 <b>270,6</b>		1'55.549 18 265,3		<b>1'54.584</b> 8 <b>270,6</b>		1'55.329 15 267,9		1'56.857 7 266,0		1'54.703 14 267,3	
18	<b>71 T. EDWARDS</b> Yamaha YZF R6	AUS	<b>1'54.588</b> 78 279,0		1'56.899 14 274,8		1'56.188 18 272,0		<b>1'54.588</b> 10 274,8		1'55.546 15 <b>279,0</b>		1'55.833 7 270,6		1'54.740 14 273,4	
19	<b>17 J. MCPHEE</b> Ducati Panigale V2	GBR	<b>1'54.659</b> 62 278,3		1'56.267 15 276,9		1'55.578 17 274,8		<b>1'54.659</b> 9 <b>278,3</b>				1'55.098 7 273,4		1'54.785 14 276,9	
20	<b>50 O. VOSTATEK</b> Triumph Street Triple RS 765	CZE	<b>1'54.688</b> 71 276,9		1'55.968 17 276,2		1'55.896 16 272,0		1'55.396 2 272,0		1'55.701 15 <b>276,9</b>		1'54.936 7 273,4		<b>1'54.688</b> 14 276,2	
21	<b>61 C. ONCU</b> Kawasaki ZX-6R	TUR	<b>1'54.699</b> 77 278,3		1'56.963 15 274,1		1'55.960 16 268,6		<b>1'54.699</b> 10 <b>278,3</b>		1'55.651 15 276,2		1'55.378 7 272,0		1'55.506 14 270,6	
22	<b>48 L. DALLA PORTA</b> Yamaha YZF R6	ITA	<b>1'54.900</b> 74 277,6		1'56.549 16 <b>277,6</b>		1'54.943 16 272,7		<b>1'54.900</b> 8 <b>277,6</b>		1'55.789 15 275,5		1'55.404 7 266,6		1'55.020 12 272,0	
23	<b>73 M. KOFLER</b> Ducati Panigale V2	AUT	<b>1'55.202</b> 80 274,8		1'56.963 17 272,0		1'56.278 17 <b>274,8</b>		<b>1'55.202</b> 10 274,1		1'56.511 15 272,0		1'57.004 7 265,3		1'55.802 14 267,9	
24	<b>22 F. FULIGNI</b> Ducati Panigale V2	ITA	<b>1'55.380</b> 73 275,5		1'57.198 16 <b>275,5</b>		1'56.159 16 269,3		<b>1'55.380</b> 10 273,4		1'56.236 15 272,0		1'58.305 2 261,5		1'55.835 14 272,0	
25	<b>51 A. SARMOON</b> Yamaha YZF R6	THA	<b>1'55.446</b> 79 274,1		1'57.956 17 269,3		1'56.580 16 267,9		<b>1'55.446</b> 10 <b>274,1</b>		1'55.943 15 273,4		1'56.234 7 264,7		1'55.837 14 268,6	

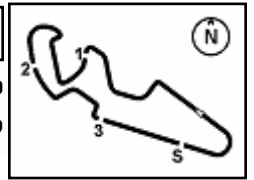
24/09/2023

These data/results cannot be reproduced, stored and/or transmitted in whole or in part by any manner of electronic, mechanical, photocopying, recording, broadcasting or otherwise now known or herein after developed without the previous express consent by the copyright owner, except for reproduction in daily press and regular printed publications on sale to the public within 60 days of the event related to those data/results and always provided that copyright symbol appears together as follows below.

© DORNA WSBK ORGANIZATION Srl 2023

FICR PERUGIA TIMING



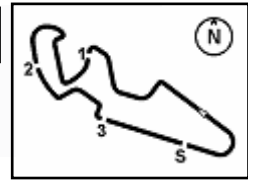

**Tissot Aragon Round, 22-24 September 2023**  
**Best Laps & Speeds**

No.	Rider	Nat	Best Lap		FP1		FP2		SP		RC1		WUP		RC2	
			LL	SPD	LL	SPD	LL	SPD	LL	SPD	LL	SPD	LL	SPD	LL	SPD
26	<b>76 J. GIRAL</b> Ducati Panigale V2	ESP	<b>1'55.541</b> 21	272,7	1'56.746 15	<b>272,7</b>	6	267,3								
27	<b>68 L. POWER</b> Kawasaki ZX-6R	AUS	<b>1'55.698</b> 71	268,6	1'57.338 13	<b>268,6</b>	13	263,4	9	266,6	15	267,9	7	260,8	14	267,3
28	<b>95 T. MACKENZIE</b> Honda CBR600RR	GBR	<b>1'55.748</b> 71	272,0	1'56.763 14	269,3	12	263,4	9	266,0	15	<b>272,0</b>	7	262,7	14	267,9
29	<b>16 Y. OKAYA</b> Kawasaki ZX-6R	JPN	<b>1'55.759</b> 81	274,8	1'57.988 18	<b>274,8</b>	18	271,3	10	272,7	15	271,3	7	261,5	13	268,6
30	<b>26 M. NORRODIN</b> Honda CBR600RR	MAS	<b>1'56.047</b> 73	270,0	1'59.046 15	266,0	14	262,1	9	268,6	15	<b>270,0</b>	7	260,2	13	265,3
31	<b>35 L. TACCINI</b> Kawasaki ZX-6R	ITA	<b>1'56.578</b> 70	275,5	1'57.932 13	271,3	12	266,6	10	273,4	15	<b>275,5</b>	7	266,0	13	271,3
32	<b>98 M. ABE</b> Yamaha YZF R6	JPN	<b>2'00.841</b> 11	267,3	2'07.036 1	266,6	10	<b>267,3</b>								

24/09/2023

These data/results cannot be reproduced, stored and/or transmitted in whole or in part by any manner of electronic, mechanical, photocopying, recording, broadcasting or otherwise now known or herein after developed without the previous express consent by the copyright owner, except for reproduction in daily press and regular printed publications on sale to the public within 60 days of the event related to those data/results and always provided that copyright symbol appears together as follows below.

© DORNA WSBK ORGANIZATION Srl 2023



**Tissot Aragon Round, 22-24 September 2023**  
**Pirelli Best Lap Award**

	Points	Points From First	Points From Previous	February 26 PHILLIP ISLAND	March 5 MANDALIKA	April 23 ASSEN	May 7 BARCELONA	June 4 MISANO	July 2 DONINGTON PARK	July 16 IMOLA	July 30 MOST	September 10 MAGNY-COURS	September 24 ARAGON	October 1 PORTIMAO	October 29 JEREZ			
1 <b>BULEGA</b> Nicolo (ITA)	10			1		1 1	1		1 1		1 1		1 1					
2 <b>MANZI</b> Stefano (ITA)	4	6		1	1					1 1								
3 <b>DEBISE</b> Valentin (FRA)	2	8	2									1 1						
4 <b>CARICASULO</b> Federico (ITA)	2	8	0					1 1										
5 <b>SOFUOGLU</b> Bahattin (TUR)	1	9	1				1											
6 <b>ONCU</b> Can (TUR)	1	9	0		1													



