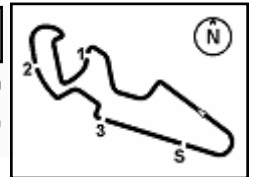


MotorLand Aragon 5.077 m

Tissot Aragon Round, 22-24 September 2023
Biographical Entry List

| No. | Rider (Abbreviation) | Age | Date of Birth | Place of Birth | Nat | Bike Team | Wins 2023 | Podiums 2023 | Pole 2023 | Races 2023 | Tyres | Class |
|-----|--|-----|---------------|----------------------|-----|--|-----------|--------------|-----------|------------|---------|-------|
| 1 | 3 DE ROSA Raffaele [DeR] | 36 | 25/03/1987 | Napoli | ITA | Ducati Panigale V2 Orelac Racing Verdnatura | 1 | 19 | | 132 | Pirelli | |
| 2 | 9 NAVARRO Jorge [Nav] | 27 | 03/02/1996 | La Puebla de Valbona | ESP | Yamaha YZF R6 Ten Kate Racing Yamaha | | | | 18 | Pirelli | |
| 3 | 11 BULEGA Nicolo [Bul] | 23 | 16/10/1999 | Montecchio Emilia | ITA | Ducati Panigale V2 Aruba.it Racing WorldSSP Team | 11 | 24 | 7 | 42 | Pirelli | |
| 4 | 16 OKAYA Yuta [Oka] | 24 | 12/07/1999 | Tokyo | JPN | Kawasaki ZX-6R ProDina Kawasaki Racing | | | | 12 | Pirelli | * |
| 5 | 17 MCPHEE John [McP] | 29 | 14/07/1994 | Oban | GBR | Ducati Panigale V2 D34G Racing | | 1 | | 18 | Pirelli | |
| 6 | 22 FULIGNI Federico [Ful] | 28 | 01/06/1995 | Bologna | ITA | Ducati Panigale V2 Orelac Racing Verdnatura | | | | 74 | Pirelli | * |
| 7 | 23 SCHROETTER Marcel [Sch] | 30 | 02/01/1993 | Landsberg am Lech | GER | MV Agusta F3 800 RR MV Agusta Reparto Corse | | 6 | | 20 | Pirelli | |
| 8 | 26 NORRODIN Muhammad Mohd [NoM] | 23 | 25/02/2000 | Johor | MAS | Honda CBR600RR PETRONAS MIE Racing Honda Team | | | | | Pirelli | |
| 9 | 27 DIAZ Alvaro [Dia] | 20 | 07/08/2003 | Valencia | ESP | Yamaha YZF R6 Arco Yart Yamaha WorldSSP | | | | 11 | Pirelli | * |
| 10 | 28 VAN STRAALLEN Glenn [vSt] | 22 | 30/09/2000 | Hoogkarspel | NED | Yamaha YZF R6 EAB Racing Team | | 3 | | 71 | Pirelli | |
| 11 | 29 SPINELLI Nicholas [Spi] | 22 | 11/06/2001 | Atri | ITA | Yamaha YZF R6 VFT Racing WEBIKE Yamaha | | 1 | | 18 | Pirelli | |
| 12 | 35 TACCINI Leonardo [Tac] | 21 | 18/09/2002 | Rome | ITA | Kawasaki ZX-6R Vince64 by Puccetti Racing | | | | 41 | Pirelli | |
| 13 | 41 GARZO VICENT Hector [Gar] | 25 | 09/06/1998 | Valencia | ESP | Yamaha YZF R6 Yamaha Thailand Racing Team | | | | | Pirelli | |
| 14 | 48 DALLA PORTA Lorenzo [DPo] | 26 | 22/06/1997 | Prato | ITA | Yamaha YZF R6 Evan Bros. WorldSSP Yamaha Team | | | | 4 | Pirelli | |
| 15 | 50 VOSTATEK Ondrej [Vos] | 19 | 26/08/2004 | Praha | CZE | Triumph Street Triple RS 765 PTR Triumph | | | | 34 | Pirelli | |
| 16 | 51 SARMOON Anupab [Sar] | 20 | 07/08/2003 | Chiang | THA | Yamaha YZF R6 Yamaha Thailand Racing Team | | | | 18 | Pirelli | |
| 17 | 54 SOFUOGLU Bahattin [Sof] | 20 | 19/08/2003 | Adapazari | TUR | MV Agusta F3 800 RR MV Agusta Reparto Corse | 1 | 4 | | 35 | Pirelli | |
| 18 | 55 MONTELLA Yari [Mon] | 23 | 05/01/2000 | Oliveto Citra | ITA | Ducati Panigale V2 Barni Spark Racing Team | 1 | 4 | | 40 | Pirelli | |
| 19 | 61 ONCU Can [Onc] | 20 | 26/07/2003 | Oslo | TUR | Kawasaki ZX-6R Kawasaki Puccetti Racing | 1 | 13 | | 70 | Pirelli | |
| 20 | 62 MANZI Stefano [Man] | 24 | 29/03/1999 | Rimini | ITA | Yamaha YZF R6 Ten Kate Racing Yamaha | 4 | 17 | 1 | 43 | Pirelli | |
| 21 | 64 CARICASULO Federico [Car] | 27 | 06/04/1996 | Ravenna | ITA | Ducati Panigale V2 Althea Racing Team | 7 | 32 | 12 | 111 | Pirelli | |
| 22 | 66 TUULI Niki [Tuu] | 27 | 26/11/1995 | Myrskylä | FIN | Triumph Street Triple RS 765 PTR Triumph | 2 | 10 | 2 | 78 | Pirelli | |
| 23 | 68 POWER Luke [Pow] | 18 | 30/11/2004 | Ferntree | AUS | Kawasaki ZX-6R Motozoo ME AIR Racing | | | | 14 | Pirelli | * |
| 24 | 69 BOOTH-AMOS Tom [Boo] | 27 | 12/03/1996 | Shropshire | GBR | Kawasaki ZX-6R Motozoo ME AIR Racing | | | | 34 | Pirelli | * |
| 25 | 71 EDWARDS Tom [Edw] | 22 | 09/07/2001 | Wellington | AUS | Yamaha YZF R6 Yart-Yamaha WorldSSP Team | | | | 20 | Pirelli | * |
| 26* | 72 RUIZ Yeray [Rui] | 20 | 15/08/2003 | Malaga | ESP | Yamaha YZF R6 MDR Offitec Yamaha | | | | | Pirelli | |
| 27 | 73 KOFLER Maximilian [Kof] | 23 | 18/08/2000 | Voecklabruck | AUT | Ducati Panigale V2 D34G Racing | | | | 32 | Pirelli | * |
| 28* | 76 GIRAL Julian [Gir] | 21 | 07/07/2002 | Zaragoza | ESP | Ducati Panigale V2 Ducati Zaragoza | | | | 2 | Pirelli | |
| 29 | 94 DEBISE Valentin [Deb] | 31 | 12/02/1992 | Albi | FRA | Yamaha YZF R6 GMT94 Yamaha | | 2 | | 40 | Pirelli | |
| 30 | 95 MACKENZIE Tarran [Mac] | 27 | 29/10/1995 | Stirling | GBR | Honda CBR600RR PETRONAS MIE Racing Honda Team | 1 | 1 | | 18 | Pirelli | |
| 31 | 98 ABE Maiki [Abe] | 19 | 17/01/2004 | Tokyo | JPN | Yamaha YZF R6 VFT Racing WEBIKE Yamaha | | | | 8 | Pirelli | * |
| 32 | 99 HUERTAS Adrian [Hue] | 20 | 21/08/2003 | Madrid | ESP | Kawasaki ZX-6R MTM Kawasaki | | | | 37 | Pirelli | |



Tissot Aragon Round, 22-24 September 2023
Results Free Practice 1st Session

| No. | Rider | Nat | Team | Bike | Class | Time | Gap | Rel. | Laps | Speed | |
|--------------------------------------|--------------------|-----|---------------------------------|------------------------------|-------|----------|--------|-------|------|---------|-------|
| | | | | | | | | | | Avg | Max |
| 1 | 11 N. BULEGA | ITA | Aruba.it Racing WorldSSP Team | Ducati Panigale V2 | | 1'54.043 | | | 16 | 160,266 | 276,9 |
| 2 | 99 A. HUERTAS | ESP | MTM Kawasaki | Kawasaki ZX-6R | | 1'54.419 | 0.376 | 0.376 | 15 | 159,739 | 280,5 |
| 3 | 64 F. CARICASULO | ITA | Althea Racing Team | Ducati Panigale V2 | | 1'54.555 | 0.512 | 0.136 | 16 | 159,550 | 278,4 |
| 4 | 62 S. MANZI | ITA | Ten Kate Racing Yamaha | Yamaha YZF R6 | | 1'54.557 | 0.514 | 0.002 | 17 | 159,547 | 273,4 |
| 5 | 54 B. SOFUOGLU | TUR | MV Agusta Reparto Corse | MV Agusta F3 800 RR | | 1'54.978 | 0.935 | 0.421 | 18 | 158,963 | 277,6 |
| 6 | 55 Y. MONTELLA | ITA | Barni Spark Racing Team | Ducati Panigale V2 | | 1'54.998 | 0.955 | 0.020 | 16 | 158,935 | 274,1 |
| 7 | 23 M. SCHROETTER | GER | MV Agusta Reparto Corse | MV Agusta F3 800 RR | | 1'55.072 | 1.029 | 0.074 | 13 | 158,833 | 273,4 |
| 8 | 3 R. DE ROSA | ITA | Orelac Racing Verdatura | Ducati Panigale V2 | | 1'55.077 | 1.034 | 0.005 | 16 | 158,826 | 273,4 |
| 9 | 9 J. NAVARRO | ESP | Ten Kate Racing Yamaha | Yamaha YZF R6 | | 1'55.135 | 1.092 | 0.058 | 10 | 158,746 | 276,2 |
| 10 | 28 G. VAN STRAALEN | NED | EAB Racing Team | Yamaha YZF R6 | | 1'55.192 | 1.149 | 0.057 | 16 | 158,667 | 272,0 |
| 11 | 66 N. TUJLI | FIN | PTR Triumph | Triumph Street Triple RS 765 | | 1'55.268 | 1.225 | 0.076 | 15 | 158,563 | 277,6 |
| 12 | 94 V. DEBISE | FRA | GMT94 Yamaha | Yamaha YZF R6 | | 1'55.273 | 1.230 | 0.005 | 17 | 158,556 | 274,8 |
| 13 | 69 T. BOOTH-AMOS | GBR | Motozoo ME AIR Racing | Kawasaki ZX-6R | * | 1'55.390 | 1.347 | 0.117 | 13 | 158,395 | 270,0 |
| 14 | 50 O. VOSTATEK | CZE | PTR Triumph | Triumph Street Triple RS 765 | | 1'55.968 | 1.925 | 0.578 | 17 | 157,606 | 276,2 |
| 15 | 17 J. MCPHEE | GBR | D34G Racing | Ducati Panigale V2 | | 1'56.267 | 2.224 | 0.299 | 15 | 157,200 | 276,9 |
| 16 | 48 L. DALLA PORTA | ITA | Evan Bros. WorldSSP Yamaha Team | Yamaha YZF R6 | | 1'56.549 | 2.506 | 0.282 | 16 | 156,820 | 277,6 |
| 17 | 72 Y. RUIZ | ESP | MDR Offtec Yamaha | Yamaha YZF R6 | | 1'56.654 | 2.611 | 0.105 | 19 | 156,679 | 270,7 |
| 18 | 41 H. GARZO VICENT | ESP | Yamaha Thailand Racing Team | Yamaha YZF R6 | | 1'56.702 | 2.659 | 0.048 | 16 | 156,614 | 271,4 |
| 19 | 76 J. GIRAL | ESP | Ducati Zaragoza | Ducati Panigale V2 | | 1'56.746 | 2.703 | 0.044 | 15 | 156,555 | 272,7 |
| 20 | 95 T. MACKENZIE | GBR | PETRONAS MIE Racing Honda Team | Honda CBR600RR | | 1'56.763 | 2.720 | 0.017 | 14 | 156,532 | 269,3 |
| 21 | 29 N. SPINELLI | ITA | VFT Racing WEBIKE Yamaha | Yamaha YZF R6 | | 1'56.797 | 2.754 | 0.034 | 14 | 156,487 | 273,4 |
| 22 | 71 T. EDWARDS | AUS | Yart-Yamaha WorldSSP Team | Yamaha YZF R6 | * | 1'56.899 | 2.856 | 0.102 | 14 | 156,350 | 274,8 |
| 23 | 61 C. ONCU | TUR | Kawasaki Puccetti Racing | Kawasaki ZX-6R | | 1'56.963 | 2.920 | 0.064 | 15 | 156,265 | 274,1 |
| 24 | 73 M. KOFLER | AUT | D34G Racing | Ducati Panigale V2 | * | 1'56.963 | 2.920 | 0.000 | 17 | 156,265 | 272,0 |
| 25 | 22 F. FULIGNI | ITA | Orelac Racing Verdatura | Ducati Panigale V2 | * | 1'57.198 | 3.155 | 0.235 | 16 | 155,951 | 275,5 |
| 26 | 27 A. DIAZ | ESP | Arco Yart Yamaha WorldSSP | Yamaha YZF R6 | * | 1'57.250 | 3.207 | 0.052 | 16 | 155,882 | 267,3 |
| 27 | 68 L. POWER | AUS | Motozoo ME AIR Racing | Kawasaki ZX-6R | * | 1'57.338 | 3.295 | 0.088 | 13 | 155,765 | 268,7 |
| 28 | 35 L. TACCINI | ITA | Vince64 by Puccetti Racing | Kawasaki ZX-6R | | 1'57.932 | 3.889 | 0.594 | 13 | 154,981 | 271,4 |
| 29 | 51 A. SARMOON | THA | Yamaha Thailand Racing Team | Yamaha YZF R6 | | 1'57.956 | 3.913 | 0.024 | 17 | 154,949 | 269,3 |
| 30 | 16 Y. OKAYA | JPN | ProDina Kawasaki Racing | Kawasaki ZX-6R | * | 1'57.988 | 3.945 | 0.032 | 18 | 154,907 | 274,8 |
| 31 | 26 M. NORRODIN | MAS | PETRONAS MIE Racing Honda Team | Honda CBR600RR | | 1'59.046 | 5.003 | 1.058 | 15 | 153,531 | 266,0 |
| ----- Out 105% in this Session ----- | | | | | | | | | | | |
| 32 | 98 M. ABE | JPN | VFT Racing WEBIKE Yamaha | Yamaha YZF R6 | * | 2'07.036 | 12.993 | 7.990 | 1 | 143,874 | 266,7 |

Qualifying Lap Time (105% of 1'54.043): 1'59.746

* WorldSSP Challenge

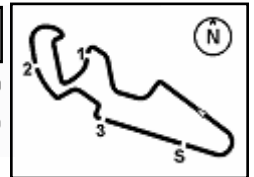
| | | | | |
|-------|------------|-----|-------|------|
| AIR | Humidity: | 46% | Temp: | 21°C |
| TRACK | Condition: | Dry | Temp: | 27°C |

| | | | | | | | |
|---------|-----------|-------|------|---------------|----------|---------|------|
| Records | Pole | (SP) | 2022 | L.Baldassarri | 1'52.706 | 162,170 | Km/h |
| | Race | (RC2) | 2022 | D.Aegerter | 1'53.639 | 160,840 | Km/h |
| | All Times | (SP) | 2022 | L.Baldassarri | 1'52.706 | 162,170 | Km/h |

Start 22/09/2023 11:25 End 12:16 The results are provisional until the end of the time limit for protests and appeals and the completion of the technical checks.

These data/results cannot be reproduced, stored and/or transmitted in whole or in part by any manner of electronic, mechanical, photocopying, recording, broadcasting or otherwise now known or herein after developed without the previous express consent by the copyright owner, except for reproduction in daily press and regular printed publications on sale to the public within 60 days of the event related to those data/results and always provided that copyright symbol appears together as follows below.

© DORNA WSBK ORGANIZATION Srl 2023



Tissot Aragon Round, 22-24 September 2023
Results Free Practice 1st Session

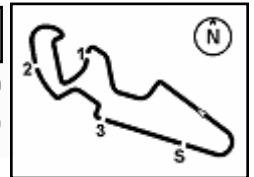
Session Highlights

| Local Time | No. Rider | Description |
|------------|---------------------------|---|
| 11.25.00 | | Start |
| 11.25.20 | | WorldSSP Pit Intervention Time: 1min 11secs |
| 11.29.41 | 99 A. HUERTAS | Lap Cancelled [1'56.793] - Exceeded Track Limits - Turn 10 |
| 11.30.03 | 48 L. DALLA PORTA | Lap Cancelled [1'59.096] - Exceeded Track Limits - Turn 10 |
| 11.31.18 | 98 M. ABE | Technical Problem - Turn 1 |
| 11.31.53 | 26 M. NORRODIN | Lap Cancelled [2'04.200] - Exceeded Track Limits - Turn 10 |
| 11.32.59 | 3 R. DE ROSA | Crashed - Turn 1 |
| 11.33.15 | 3 R. DE ROSA | Re-joined |
| 11.34.20 | 54 B. SOFUOGLU | Lap Cancelled [5'51.786] - Exceeded Track Limits - Turn 17 |
| 11.36.54 | 55 Y. MONTELLA | Lap Cancelled [1'55.989] - Yellow Flag - Turn 1 |
| 11.37.00 | 72 Y. RUIZ | Lap Cancelled [2'04.451] - Yellow Flag - Turn 1 |
| 11.37.04 | 26 M. NORRODIN | Lap Cancelled [2'02.619] - Yellow Flag - Turn 1 |
| 11.37.09 | 71 T. EDWARDS | Lap Cancelled [1'59.574] - Yellow Flag - Turn 1 |
| 11.37.14 | 73 M. KOFLER | Lap Cancelled [1'59.931] - Yellow Flag - Turn 1 |
| 11.39.58 | 64 F. CARICASULO | Crashed - Turn 1 |
| 11.40.18 | 64 F. CARICASULO | Re-joined |
| 11.40.28 | 50 O. VOSTATEK | Lap Cancelled [1'56.879] - Yellow Flag - Turn 2 |
| 11.40.33 | 23 M. SCHROETTER | Lap Cancelled [4'25.229] - Yellow Flag - Turn 2 |
| 11.40.38 | 29 N. SPINELLI | Lap Cancelled [1'57.335] - Yellow Flag - Turn 2 |
| 11.40.43 | 27 A. DIAZ | Lap Cancelled [2'02.653] - Yellow Flag - Turn 2 |
| 11.40.48 | 9 J. NAVARRO | Lap Cancelled [1'55.506] - Yellow Flag - Turn 2 |
| 11.40.53 | 68 L. POWER | Lap Cancelled [2'11.442] - Yellow Flag - Turn 2 |
| 11.40.58 | 61 C. ONCU | Lap Cancelled [2'04.194] - Yellow Flag - Turn 2 |
| 11.41.03 | 64 F. CARICASULO | Lap Cancelled [1'55.312] - Yellow Flag - Turn 2 |
| 11.41.08 | 48 L. DALLA PORTA | Lap Cancelled [1'57.919] - Yellow Flag - Turn 2 |
| 11.41.13 | 28 G. VAN STRAALEN | Lap Cancelled [1'56.995] - Yellow Flag - Turn 2 |
| 11.41.18 | 66 N. TUULI | Lap Cancelled [1'56.022] - Yellow Flag - Turn 2 |
| 11.41.28 | 35 L. TACCINI | Lap Cancelled [2'00.463] - Yellow Flag - Turn 2 |
| 11.41.33 | 69 T. BOOTH-AMOS | Lap Cancelled [1'56.908] - Yellow Flag - Turn 2 |
| 11.41.38 | 22 F. FULIGNI | Lap Cancelled [1'58.383] - Yellow Flag - Turn 2 |
| 11.41.43 | 62 S. MANZI | Lap Cancelled [1'54.941] - Yellow Flag - Turn 2 |
| 11.41.48 | 94 V. DEBISE | Lap Cancelled [1'56.061] - Yellow Flag - Turn 2 |
| 11.41.53 | 11 N. BULEGA | Lap Cancelled [1'56.804] - Yellow Flag - Turn 2 |
| 11.41.58 | 3 R. DE ROSA | Lap Cancelled [2'54.072] - Yellow Flag - Turn 2 |
| 11.42.03 | 55 Y. MONTELLA | Lap Cancelled [1'55.989] - Yellow Flag - Turn 2 |
| 11.42.08 | 23 M. SCHROETTER | Lap Cancelled [1'55.251] - Exceeded Track Limits - Turn 15 |
| 11.43.25 | 35 L. TACCINI | Lap Cancelled [2'02.322] - Exceeded Track Limits - Turn 17 |
| 11.44.17 | 29 N. SPINELLI | Lap Cancelled [2'01.037] - Exceeded Track Limits - Turn 10 |
| 11.46.22 | 35 L. TACCINI | Lap Cancelled [1'58.552] - Exceeded Track Limits - Turn 7 |
| 11.47.05 | 66 N. TUULI | Lap Cancelled [2'02.268] - Yellow Flag - Turn 1 |
| 11.47.10 | 69 T. BOOTH-AMOS | Lap Cancelled [1'58.985] - Yellow Flag - Turn 1 |
| 11.47.15 | 62 S. MANZI | Lap Cancelled [1'55.140] - Yellow Flag - Turn 1 |
| 11.47.20 | 22 F. FULIGNI | Lap Cancelled [2'02.965] - Yellow Flag - Turn 1 |
| 11.47.25 | 35 L. TACCINI | Lap Cancelled [2'02.322] - Yellow Flag - Turn 1 |
| 11.47.30 | 95 T. MACKENZIE | Lap Cancelled [2'02.831] - Yellow Flag - Turn 1 |
| 11.47.35 | 11 N. BULEGA | Lap Cancelled [1'54.276] - Yellow Flag - Turn 1 |
| 11.50.03 | 61 C. ONCU | Lap Cancelled [1'58.699] - Exceeded Track Limits - Turn 10 |
| 11.51.11 | 28 G. VAN STRAALEN | Lap Cancelled [1'57.034] - Exceeded Track Limits - Turn 15 |
| 11.52.41 | 29 N. SPINELLI | Lap Cancelled [12'34.882] - Exceeded Track Limits - Turn 10 |
| 11.53.03 | 54 B. SOFUOGLU | Lap Cancelled [1'58.331] - Exceeded Track Limits - Turn 10 |
| 11.58.49 | 62 S. MANZI | Lap Cancelled [1'01.902] - Exceeded Track Limits - Turn 17 |
| 11.58.59 | 71 T. EDWARDS | Crashed - Turn 2 |
| 11.59.38 | 71 T. EDWARDS | Re-joined |
| 11.59.44 | 9 J. NAVARRO | Technical Problem - Turn 7 |
| 12.01.39 | 95 T. MACKENZIE | Lap Cancelled [11'06.814] - Exceeded Track Limits - Turn 10 |
| 12.03.54 | 28 G. VAN STRAALEN | Lap Cancelled [1'55.921] - Exceeded Track Limits - Turn 7 |

Start 11:25 End 12:16 The results are provisional until the end of the time limit for protests and appeals and the completion of the technical checks.

These data/results cannot be reproduced, stored and/or transmitted in whole or in part by any manner of electronic, mechanical, photocopying, recording, broadcasting or otherwise now known or herein after developed without the previous express consent by the copyright owner, except for reproduction in daily press and regular printed publications on sale to the public within 60 days of the event related to those data/results and always provided that copyright symbol appears together as follows below.

© DORNA WSBK ORGANIZATION Srl 2023



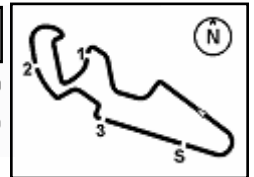
Tissot Aragon Round, 22-24 September 2023
Results Free Practice 1st Session

| | | |
|----------|---------------------------|--|
| 12.03.59 | 22 F. FULIGNI | Lap Cancelled [2'06.701] - Exceeded Track Limits - Turn 10 |
| 12.04.04 | 76 J. GIRAL | Lap Cancelled [8'53.793] - Yellow Flag - Turn 2 |
| 12.04.09 | 23 M. SCHROETTER | Lap Cancelled [15'36.869] - Yellow Flag - Turn 2 |
| 12.04.14 | 3 R. DE ROSA | Lap Cancelled [2'01.853] - Yellow Flag - Turn 2 |
| 12.04.19 | 50 O. VOSTATEK | Lap Cancelled [2'00.275] - Yellow Flag - Turn 2 |
| 12.04.24 | 66 N. TUULI | Lap Cancelled [1'55.387] - Yellow Flag - Turn 2 |
| 12.04.29 | 62 S. MANZI | Lap Cancelled [1'59.554] - Yellow Flag - Turn 2 |
| 12.04.34 | 71 T. EDWARDS | Lap Cancelled [3'15.130] - Yellow Flag - Turn 2 |
| 12.04.39 | 72 Y. RUIZ | Lap Cancelled [2'06.800] - Yellow Flag - Turn 2 |
| 12.04.44 | 95 T. MACKENZIE | Lap Cancelled [11'06.814] - Yellow Flag - Turn 2 |
| 12.04.49 | 22 F. FULIGNI | Lap Cancelled [1'58.304] - Yellow Flag - Turn 2 |
| 12.04.54 | 73 M. KOFLER | Lap Cancelled [2'05.557] - Yellow Flag - Turn 2 |
| 12.04.59 | 41 H. GARZO VICENT | Lap Cancelled [2'05.901] - Yellow Flag - Turn 2 |
| 12.05.04 | 11 N. BULEGA | Lap Cancelled [9'20.185] - Yellow Flag - Turn 2 |
| 12.05.09 | 48 L. DALLA PORTA | Lap Cancelled [1'58.622] - Yellow Flag - Turn 2 |
| 12.05.14 | 35 L. TACCINI | Lap Cancelled [13'21.581] - Yellow Flag - Turn 2 |
| 12.05.27 | 11 N. BULEGA | On Asphalt - Re-Joined - Turn 16 |
| 12.05.29 | 76 J. GIRAL | Lap Cancelled [8'53.793] - Yellow Flag - Turn 8 |
| 12.05.34 | 23 M. SCHROETTER | Lap Cancelled [15'36.869] - Yellow Flag - Turn 8 |
| 12.05.39 | 66 N. TUULI | Lap Cancelled [1'55.387] - Yellow Flag - Turn 8 |
| 12.05.44 | 3 R. DE ROSA | Lap Cancelled [2'01.853] - Yellow Flag - Turn 8 |
| 12.05.49 | 62 S. MANZI | Lap Cancelled [1'59.554] - Yellow Flag - Turn 8 |
| 12.05.54 | 50 O. VOSTATEK | Lap Cancelled [2'00.275] - Yellow Flag - Turn 8 |
| 12.06.20 | 66 N. TUULI | Lap Cancelled [1'57.079] - Exceeded Track Limits - Turn 10 |
| 12.07.50 | 26 M. NORRODIN | Lap Cancelled [1'59.018] - Exceeded Track Limits - Turn 10 |
| 12.08.45 | 35 L. TACCINI | Crashed - Turn 7 |
| 12.08.52 | 61 C. ONCU | On Asphalt - Re-Joined - Turn 1 |
| 12.10.05 | 3 R. DE ROSA | Crashed - Turn 10 |
| 12.12.40 | 29 N. SPINELLI | Lap Cancelled [1'56.525] - Yellow Flag - Turn 6-7 |
| 12.12.45 | 28 G. VAN STRAALEN | Lap Cancelled [1'58.063] - Yellow Flag - Turn 6-7 |
| 12.12.50 | 54 B. SOFUOGLU | Lap Cancelled [1'54.901] - Yellow Flag - Turn 6-7 |
| 12.12.55 | 17 J. MCPHEE | Lap Cancelled [1'56.906] - Yellow Flag - Turn 6-7 |
| 12.13.00 | 69 T. BOOTH-AMOS | Lap Cancelled [1'55.725] - Yellow Flag - Turn 6-7 |
| 12.13.05 | 76 J. GIRAL | Lap Cancelled [1'57.153] - Yellow Flag - Turn 6-7 |
| 12.13.10 | 23 M. SCHROETTER | Lap Cancelled [1'55.149] - Yellow Flag - Turn 6-7 |
| 12.13.15 | 61 C. ONCU | Lap Cancelled [2'19.428] - Yellow Flag - Turn 6-7 |
| 12.13.20 | 62 S. MANZI | Lap Cancelled [2'00.477] - Yellow Flag - Turn 6-7 |
| 12.13.30 | 64 F. CARICASULO | Lap Cancelled [2'01.710] - Yellow Flag - Turn 6-7 |
| 12.13.35 | 50 O. VOSTATEK | Lap Cancelled [2'02.739] - Yellow Flag - Turn 6-7 |
| 12.13.40 | 55 Y. MONTELLA | Lap Cancelled [1'57.004] - Yellow Flag - Turn 6-7 |
| 12.13.45 | 66 N. TUULI | Lap Cancelled [2'03.769] - Yellow Flag - Turn 6-7 |
| 12.13.50 | 94 V. DEBISE | Lap Cancelled [1'56.010] - Yellow Flag - Turn 6-7 |
| 12.13.55 | 71 T. EDWARDS | Lap Cancelled [2'00.230] - Yellow Flag - Turn 6-7 |
| 12.14.00 | 72 Y. RUIZ | Lap Cancelled [1'56.751] - Yellow Flag - Turn 6-7 |
| 12.14.05 | 95 T. MACKENZIE | Lap Cancelled [1'58.673] - Yellow Flag - Turn 6-7 |
| 12.14.10 | 73 M. KOFLER | Lap Cancelled [1'59.675] - Yellow Flag - Turn 6-7 |
| 12.14.15 | 41 H. GARZO VICENT | Lap Cancelled [2'00.381] - Yellow Flag - Turn 6-7 |
| 12.14.20 | 48 L. DALLA PORTA | Lap Cancelled [1'56.929] - Yellow Flag - Turn 6-7 |
| 12.14.30 | 94 V. DEBISE | Lap Cancelled [1'56.010] - Yellow Flag - Turn 11 |
| 12.14.35 | 71 T. EDWARDS | Lap Cancelled [2'00.230] - Yellow Flag - Turn 11 |
| 12.14.40 | 72 Y. RUIZ | Lap Cancelled [1'56.751] - Yellow Flag - Turn 11 |
| 12.14.45 | 73 M. KOFLER | Lap Cancelled [1'59.675] - Yellow Flag - Turn 11 |
| 12.14.50 | 95 T. MACKENZIE | Lap Cancelled [1'58.673] - Yellow Flag - Turn 11 |
| 12.14.55 | 48 L. DALLA PORTA | Lap Cancelled [1'56.929] - Yellow Flag - Turn 11 |
| 12.15.00 | 41 H. GARZO VICENT | Lap Cancelled [2'00.381] - Yellow Flag - Turn 11 |
| 12.15.05 | 16 Y. OKAYA | Lap Cancelled [1'58.907] - Yellow Flag - Turn 11 |
| 12.15.10 | 51 A. SARMOON | Lap Cancelled [2'05.690] - Yellow Flag - Turn 11 |
| 12.15.15 | 26 M. NORRODIN | Lap Cancelled [1'58.566] - Yellow Flag - Turn 11 |
| 12.15.20 | 11 N. BULEGA | Lap Cancelled [5'49.136] - Yellow Flag - Turn 11 |
| 12.15.25 | 68 L. POWER | Lap Cancelled [1'57.866] - Yellow Flag - Turn 11 |

22/09/2023 Start 11:25 End 12:16 The results are provisional until the end of the time limit for protests and appeals and the completion of the technical checks.

These data/results cannot be reproduced, stored and/or transmitted in whole or in part by any manner of electronic, mechanical, photocopying, recording, broadcasting or otherwise now known or herein after developed without the previous express consent by the copyright owner, except for reproduction in daily press and regular printed publications on sale to the public within 60 days of the event related to those data/results and always provided that copyright symbol appears together as follows below.

© DORNA WSBK ORGANIZATION Srl 2023



Tissot Aragon Round, 22-24 September 2023
Results Free Practice 1st Session

12.15.30 **22 F. FULIGNI**
12.16.50

Lap Cancelled [1'57.798] - Yellow Flag - Turn 11
End Of Session

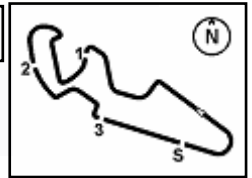
Fastest Laps Sequence

| No. | Rider | Nat | Team | Bike | Local Time | Time | Gap | Avg |
|-----|----------------------|-----|-------------------------------|------------------------------|--------------|-----------------|--------|---------|
| 94 | V. DEBISE | FRA | GMT94 Yamaha | Yamaha YZF R6 | 11:28'57.066 | 1'57.359 | | 155,738 |
| 50 | D. VOSTATEK | CZE | PTR Triumph | Triumph Street Triple RS 765 | 11:29'42.342 | 1'57.177 | -0.182 | 155,979 |
| 9 | J. NAVARRO | ESP | Ten Kate Racing Yamaha | Yamaha YZF R6 | 11:29'49.814 | 1'56.820 | -0.357 | 156,456 |
| 62 | S. MANZI | ITA | Ten Kate Racing Yamaha | Yamaha YZF R6 | 11:30'34.944 | 1'56.185 | -0.635 | 157,311 |
| 11 | N. BULEGA | ITA | Aruba.it Racing WorldSSP Team | Ducati Panigale V2 | 11:30'46.267 | 1'55.764 | -0.421 | 157,883 |
| 64 | F. CARICASULO | ITA | Althea Racing Team | Ducati Panigale V2 | 11:31'54.418 | 1'55.758 | -0.006 | 157,891 |
| 62 | S. MANZI | ITA | Ten Kate Racing Yamaha | Yamaha YZF R6 | 11:32'29.861 | 1'54.917 | -0.841 | 159,047 |
| 64 | F. CARICASULO | ITA | Althea Racing Team | Ducati Panigale V2 | 11:37'40.131 | 1'54.555 | -0.362 | 159,550 |
| 11 | N. BULEGA | ITA | Aruba.it Racing WorldSSP Team | Ducati Panigale V2 | 11:40'33.645 | 1'54.146 | -0.409 | 160,121 |
| 11 | N. BULEGA | ITA | Aruba.it Racing WorldSSP Team | Ducati Panigale V2 | 11:48'11.841 | 1'54.043 | -0.103 | 160,266 |

Start 11:25 End 12:16 The results are provisional until the end of the time limit for protests and appeals and the completion of the technical checks.

These data/results cannot be reproduced, stored and/or transmitted in whole or in part by any manner of electronic, mechanical, photocopying, recording, broadcasting or otherwise now known or herein after developed without the previous express consent by the copyright owner, except for reproduction in daily press and regular printed publications on sale to the public within 60 days of the event related to those data/results and always provided that copyright symbol appears together as follows below.

© DORNA WSBK ORGANIZATION Srl 2023



Tissot Aragon Round, 22-24 September 2023

Best Sectors & Speed Free Practice 1st Session

MotorLand Aragon 5.077 m

| BEST LAP | | |
|----------|---------------------|---------------------------------------|
| 1 | 11 N. BULEGA | Ducati Panigale V2 1'54.043 |
| 2 | 99 A. HUERTAS | Kawasaki ZX-6R 1'54.419 |
| 3 | 64 F. CARICASULO | Ducati Panigale V2 1'54.555 |
| 4 | 62 S. MANZI | Yamaha YZF R6 1'54.557 |
| 5 | 54 B. SOFUOGLU | MV Agusta F3 800 RR 1'54.978 |
| 6 | 55 Y. MONTELLA | Ducati Panigale V2 1'54.998 |
| 7 | 23 M. SCHROETTER | MV Agusta F3 800 RR 1'55.072 |
| 8 | 3 R. DE ROSA | Ducati Panigale V2 1'55.077 |
| 9 | 9 J. NAVARRO | Yamaha YZF R6 1'55.135 |
| 10 | 28 G. VAN STRAALLEN | Yamaha YZF R6 1'55.192 |
| 11 | 66 N. TUULI | Triumph Street Triple RS 765 1'55.268 |
| 12 | 94 V. DEBISE | Yamaha YZF R6 1'55.273 |
| 13 | 69 T. BOOTH-AMOS | Kawasaki ZX-6R 1'55.390 |
| 14 | 50 D. VOSTATEK | Triumph Street Triple RS 765 1'55.968 |
| 15 | 17 J. MCPHEE | Ducati Panigale V2 1'56.267 |
| 16 | 48 L. DALLA PORTA | Yamaha YZF R6 1'56.549 |
| 17 | 72 Y. RUIZ | Yamaha YZF R6 1'56.654 |
| 18 | 41 H. GARZO VICENT | Yamaha YZF R6 1'56.702 |
| 19 | 76 J. GIRAL | Ducati Panigale V2 1'56.746 |
| 20 | 95 T. MACKENZIE | Honda CBR600RR 1'56.763 |
| 21 | 29 N. SPINELLI | Yamaha YZF R6 1'56.797 |
| 22 | 71 T. EDWARDS | Yamaha YZF R6 1'56.899 |
| 23 | 61 C. ONCU | Kawasaki ZX-6R 1'56.963 |
| 24 | 73 M. KOFLER | Ducati Panigale V2 1'56.963 |
| 25 | 22 F. FULIGNI | Ducati Panigale V2 1'57.198 |
| 26 | 27 A. DIAZ | Yamaha YZF R6 1'57.250 |
| 27 | 68 L. POWER | Kawasaki ZX-6R 1'57.338 |
| 28 | 35 L. TACCINI | Kawasaki ZX-6R 1'57.932 |
| 29 | 51 A. SARMOON | Yamaha YZF R6 1'57.956 |
| 30 | 16 Y. OKAYA | Kawasaki ZX-6R 1'57.988 |
| 31 | 26 M. NORRODIN | Honda CBR600RR 1'59.046 |
| 32 | 98 M. ABE | Yamaha YZF R6 2'07.036 |

| SPEED | | |
|-------|---------------------|------------------------------------|
| 1 | 99 A. HUERTAS | Kawasaki ZX-6R 280,5 |
| 2 | 64 F. CARICASULO | Ducati Panigale V2 278,4 |
| 3 | 66 N. TUULI | Triumph Street Triple RS 765 277,6 |
| 4 | 54 B. SOFUOGLU | MV Agusta F3 800 RR 277,6 |
| 5 | 48 L. DALLA PORTA | Yamaha YZF R6 277,6 |
| 6 | 17 J. MCPHEE | Ducati Panigale V2 276,9 |
| 7 | 11 N. BULEGA | Ducati Panigale V2 276,9 |
| 8 | 50 D. VOSTATEK | Triumph Street Triple RS 765 276,2 |
| 9 | 9 J. NAVARRO | Yamaha YZF R6 276,2 |
| 10 | 22 F. FULIGNI | Ducati Panigale V2 275,5 |
| 11 | 71 T. EDWARDS | Yamaha YZF R6 274,8 |
| 12 | 16 Y. OKAYA | Kawasaki ZX-6R 274,8 |
| 13 | 94 V. DEBISE | Yamaha YZF R6 274,8 |
| 14 | 61 C. ONCU | Kawasaki ZX-6R 274,1 |
| 15 | 55 Y. MONTELLA | Ducati Panigale V2 274,1 |
| 16 | 23 M. SCHROETTER | MV Agusta F3 800 RR 273,4 |
| 17 | 62 S. MANZI | Yamaha YZF R6 273,4 |
| 18 | 3 R. DE ROSA | Ducati Panigale V2 273,4 |
| 19 | 29 N. SPINELLI | Yamaha YZF R6 273,4 |
| 20 | 76 J. GIRAL | Ducati Panigale V2 272,7 |
| 21 | 28 G. VAN STRAALLEN | Yamaha YZF R6 272,0 |
| 22 | 73 M. KOFLER | Ducati Panigale V2 272,0 |
| 23 | 35 L. TACCINI | Kawasaki ZX-6R 271,4 |
| 24 | 41 H. GARZO VICENT | Yamaha YZF R6 271,4 |
| 25 | 72 Y. RUIZ | Yamaha YZF R6 270,7 |
| 26 | 69 T. BOOTH-AMOS | Kawasaki ZX-6R 270,0 |
| 27 | 51 A. SARMOON | Yamaha YZF R6 269,3 |
| 28 | 95 T. MACKENZIE | Honda CBR600RR 269,3 |
| 29 | 68 L. POWER | Kawasaki ZX-6R 268,7 |
| 30 | 27 A. DIAZ | Yamaha YZF R6 267,3 |
| 31 | 98 M. ABE | Yamaha YZF R6 266,7 |
| 32 | 26 M. NORRODIN | Honda CBR600RR 266,0 |

| SEG. 1 | | |
|--------|---------------------|--------|
| 1 | 11 N. BULEGA | 32.384 |
| 2 | 99 A. HUERTAS | 32.434 |
| 3 | 64 F. CARICASULO | 32.478 |
| 4 | 62 S. MANZI | 32.482 |
| 5 | 55 Y. MONTELLA | 32.551 |
| 6 | 54 B. SOFUOGLU | 32.593 |
| 7 | 3 R. DE ROSA | 32.639 |
| 8 | 9 J. NAVARRO | 32.666 |
| 9 | 69 T. BOOTH-AMOS | 32.709 |
| 10 | 28 G. VAN STRAALLEN | 32.726 |
| 11 | 66 N. TUULI | 32.740 |
| 12 | 94 V. DEBISE | 32.768 |
| 13 | 23 M. SCHROETTER | 32.786 |
| 14 | 50 D. VOSTATEK | 32.817 |
| 15 | 41 H. GARZO VICENT | 32.916 |
| 16 | 29 N. SPINELLI | 32.942 |
| 17 | 48 L. DALLA PORTA | 33.007 |
| 18 | 71 T. EDWARDS | 33.026 |
| 19 | 72 Y. RUIZ | 33.052 |
| 20 | 61 C. ONCU | 33.054 |
| 21 | 17 J. MCPHEE | 33.061 |
| 22 | 68 L. POWER | 33.172 |
| 23 | 27 A. DIAZ | 33.175 |
| 24 | 76 J. GIRAL | 33.188 |
| 25 | 95 T. MACKENZIE | 33.231 |
| 26 | 22 F. FULIGNI | 33.260 |
| 27 | 73 M. KOFLER | 33.261 |
| 28 | 51 A. SARMOON | 33.418 |
| 29 | 35 L. TACCINI | 33.562 |
| 30 | 16 Y. OKAYA | 33.601 |
| 31 | 26 M. NORRODIN | 33.636 |
| 32 | 98 M. ABE | 37.266 |

| SEG. 2 | | |
|--------|---------------------|--------|
| 1 | 64 F. CARICASULO | 31.941 |
| 2 | 11 N. BULEGA | 31.975 |
| 3 | 62 S. MANZI | 32.007 |
| 4 | 54 B. SOFUOGLU | 32.140 |
| 5 | 9 J. NAVARRO | 32.163 |
| 6 | 23 M. SCHROETTER | 32.176 |
| 7 | 99 A. HUERTAS | 32.186 |
| 8 | 94 V. DEBISE | 32.231 |
| 9 | 3 R. DE ROSA | 32.244 |
| 10 | 55 Y. MONTELLA | 32.327 |
| 11 | 66 N. TUULI | 32.328 |
| 12 | 69 T. BOOTH-AMOS | 32.370 |
| 13 | 28 G. VAN STRAALLEN | 32.419 |
| 14 | 50 D. VOSTATEK | 32.552 |
| 15 | 72 Y. RUIZ | 32.566 |
| 16 | 29 N. SPINELLI | 32.576 |
| 17 | 17 J. MCPHEE | 32.587 |
| 18 | 41 H. GARZO VICENT | 32.610 |
| 19 | 48 L. DALLA PORTA | 32.640 |
| 20 | 76 J. GIRAL | 32.653 |
| 21 | 61 C. ONCU | 32.685 |
| 22 | 27 A. DIAZ | 32.731 |
| 23 | 95 T. MACKENZIE | 32.743 |
| 24 | 73 M. KOFLER | 32.842 |
| 25 | 68 L. POWER | 32.945 |
| 26 | 71 T. EDWARDS | 32.980 |
| 27 | 35 L. TACCINI | 33.034 |
| 28 | 51 A. SARMOON | 33.058 |
| 29 | 22 F. FULIGNI | 33.060 |
| 30 | 16 Y. OKAYA | 33.107 |
| 31 | 26 M. NORRODIN | 33.349 |
| 32 | 98 M. ABE | 34.981 |

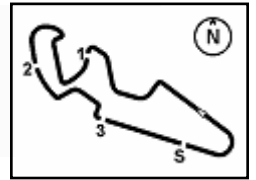
| SEG. 3 | | |
|--------|---------------------|--------|
| 1 | 62 S. MANZI | 21.779 |
| 2 | 11 N. BULEGA | 21.861 |
| 3 | 64 F. CARICASULO | 21.886 |
| 4 | 99 A. HUERTAS | 21.893 |
| 5 | 94 V. DEBISE | 21.896 |
| 6 | 9 J. NAVARRO | 21.898 |
| 7 | 28 G. VAN STRAALLEN | 21.960 |
| 8 | 23 M. SCHROETTER | 21.997 |
| 9 | 3 R. DE ROSA | 22.020 |
| 10 | 54 B. SOFUOGLU | 22.026 |
| 11 | 66 N. TUULI | 22.038 |
| 12 | 69 T. BOOTH-AMOS | 22.069 |
| 13 | 27 A. DIAZ | 22.073 |
| 14 | 50 D. VOSTATEK | 22.076 |
| 15 | 55 Y. MONTELLA | 22.107 |
| 16 | 72 Y. RUIZ | 22.169 |
| 17 | 29 N. SPINELLI | 22.199 |
| 18 | 76 J. GIRAL | 22.287 |
| 19 | 61 C. ONCU | 22.293 |
| 20 | 41 H. GARZO VICENT | 22.302 |
| 21 | 95 T. MACKENZIE | 22.315 |
| 22 | 48 L. DALLA PORTA | 22.377 |
| 23 | 17 J. MCPHEE | 22.407 |
| 24 | 26 M. NORRODIN | 22.432 |
| 25 | 68 L. POWER | 22.449 |
| 26 | 16 Y. OKAYA | 22.452 |
| 27 | 51 A. SARMOON | 22.466 |
| 28 | 73 M. KOFLER | 22.479 |
| 29 | 71 T. EDWARDS | 22.484 |
| 30 | 22 F. FULIGNI | 22.523 |
| 31 | 35 L. TACCINI | 22.554 |
| 32 | 98 M. ABE | 23.851 |

| SEG. 4 | | |
|--------|---------------------|--------|
| 1 | 11 N. BULEGA | 27.753 |
| 2 | 55 Y. MONTELLA | 27.845 |
| 3 | 23 M. SCHROETTER | 27.849 |
| 4 | 99 A. HUERTAS | 27.879 |
| 5 | 66 N. TUULI | 27.955 |
| 6 | 64 F. CARICASULO | 27.956 |
| 7 | 28 G. VAN STRAALLEN | 28.026 |
| 8 | 94 V. DEBISE | 28.026 |
| 9 | 54 B. SOFUOGLU | 28.035 |
| 10 | 3 R. DE ROSA | 28.070 |
| 11 | 9 J. NAVARRO | 28.096 |
| 12 | 17 J. MCPHEE | 28.099 |
| 13 | 69 T. BOOTH-AMOS | 28.118 |
| 14 | 62 S. MANZI | 28.122 |
| 15 | 73 M. KOFLER | 28.129 |
| 16 | 50 D. VOSTATEK | 28.206 |
| 17 | 48 L. DALLA PORTA | 28.279 |
| 18 | 71 T. EDWARDS | 28.286 |
| 19 | 22 F. FULIGNI | 28.305 |
| 20 | 61 C. ONCU | 28.412 |
| 21 | 68 L. POWER | 28.424 |
| 22 | 95 T. MACKENZIE | 28.426 |
| 23 | 41 H. GARZO VICENT | 28.433 |
| 24 | 76 J. GIRAL | 28.442 |
| 25 | 72 Y. RUIZ | 28.446 |
| 26 | 16 Y. OKAYA | 28.456 |
| 27 | 35 L. TACCINI | 28.567 |
| 28 | 51 A. SARMOON | 28.604 |
| 29 | 27 A. DIAZ | 28.731 |
| 30 | 29 N. SPINELLI | 28.804 |
| 31 | 26 M. NORRODIN | 29.101 |
| 32 | 98 M. ABE | 30.938 |

22/09/2023

These data/results cannot be reproduced, stored and/or transmitted in whole or in part by any manner of electronic, mechanical, photocopying, recording, broadcasting or otherwise now known or herein after developed without the previous express consent by the copyright owner, except for reproduction in daily press and regular printed publications on sale to the public within 60 days of the event related to those data/results and always provided that copyright symbol appears together as follows below.

© DORNA WSBK ORGANIZATION Srl 2023



Tissot Aragon Round, 22-24 September 2023
Ideal Times Free Practice 1st Session

MotorLand Aragon 5.077 m

| No. Rider | Nat | Bike | Seg. 1 Diff. 1 | Seg. 2 Diff. 2 | Seg. 3 Diff. 3 | Seg. 4 Diff. 4 | Ideal Time Best Lap | Pos. | Diff. |
|---------------------------|-----|------------------------------|-------------------|-------------------|-------------------|-------------------|------------------------|------|-------|
| 1 11 N. BULEGA | ITA | Ducati Panigale V2 | 32.384 | 31.975 +0.033 | 21.861 +0.037 | 27.753 | 1'53.973 1'54.043 | 1 | 0.070 |
| 2 64 F. CARICASULO | ITA | Ducati Panigale V2 | 32.478 | 31.941 | 21.886 | 27.956 +0.294 | 1'54.261 1'54.555 | 3 | 0.294 |
| 3 62 S. MANZI | ITA | Yamaha YZF R6 | 32.482 | 32.007 +0.036 | 21.779 +0.131 | 28.122 | 1'54.390 1'54.557 | 4 | 0.167 |
| 4 99 A. HUERTAS | ESP | Kawasaki ZX-6R | 32.434 | 32.186 | 21.893 +0.027 | 27.879 | 1'54.392 1'54.419 | 2 | 0.027 |
| 5 54 B. SOFUOGLU | TUR | MV Agusta F3 800 RR | 32.593 | 32.140 +0.133 | 22.026 +0.026 | 28.035 +0.025 | 1'54.794 1'54.978 | 5 | 0.184 |
| 6 23 M. SCHROETTER | GER | MV Agusta F3 800 RR | 32.786 +0.112 | 32.176 | 21.997 +0.080 | 27.849 +0.072 | 1'54.808 1'55.072 | 7 | 0.264 |
| 7 9 J. NAVARRO | ESP | Yamaha YZF R6 | 32.666 | 32.163 +0.280 | 21.898 | 28.096 +0.032 | 1'54.823 1'55.135 | 9 | 0.312 |
| 8 55 Y. MONTELLA | ITA | Ducati Panigale V2 | 32.551 | 32.327 +0.015 | 22.107 +0.020 | 27.845 +0.133 | 1'54.830 1'54.998 | 6 | 0.168 |
| 9 94 V. DEBISE | FRA | Yamaha YZF R6 | 32.768 +0.202 | 32.231 +0.065 | 21.896 +0.085 | 28.026 | 1'54.921 1'55.273 | 12 | 0.352 |
| 10 3 R. DE ROSA | ITA | Ducati Panigale V2 | 32.639 | 32.244 | 22.020 +0.104 | 28.070 | 1'54.973 1'55.077 | 8 | 0.104 |
| 11 66 N. TUULI | FIN | Triumph Street Triple RS 765 | 32.740 +0.127 | 32.328 +0.034 | 22.038 +0.046 | 27.955 | 1'55.061 1'55.268 | 11 | 0.207 |
| 12 28 G. VAN STRAALEN | NED | Yamaha YZF R6 | 32.726 | 32.419 +0.061 | 21.960 | 28.026 | 1'55.131 1'55.192 | 10 | 0.061 |
| 13 69 T. BOOTH-AMOS | GBR | Kawasaki ZX-6R | 32.709 | 32.370 +0.059 | 22.069 +0.065 | 28.118 | 1'55.266 1'55.390 | 13 | 0.124 |
| 14 50 D. VOSTATEK | CZE | Triumph Street Triple RS 765 | 32.817 +0.085 | 32.552 | 22.076 +0.232 | 28.206 | 1'55.651 1'55.968 | 14 | 0.317 |
| 15 17 J. MCPHEE | GBR | Ducati Panigale V2 | 33.061 +0.062 | 32.587 | 22.407 | 28.099 +0.051 | 1'56.154 1'56.267 | 15 | 0.113 |
| 16 72 Y. RUIZ | ESP | Yamaha YZF R6 | 33.052 +0.101 | 32.566 +0.044 | 22.169 | 28.446 +0.276 | 1'56.233 1'56.654 | 17 | 0.421 |
| 17 41 H. GARZO VICENT | ESP | Yamaha YZF R6 | 32.916 +0.138 | 32.610 +0.182 | 22.302 +0.083 | 28.433 +0.038 | 1'56.261 1'56.702 | 18 | 0.441 |
| 18 48 L. DALLA PORTA | ITA | Yamaha YZF R6 | 33.007 +0.062 | 32.640 | 22.377 +0.094 | 28.279 +0.090 | 1'56.303 1'56.549 | 16 | 0.246 |
| 19 61 C. ONCU | TUR | Kawasaki ZX-6R | 33.054 +0.225 | 32.685 +0.044 | 22.293 +0.007 | 28.412 +0.243 | 1'56.444 1'56.963 | 24 | 0.519 |
| 20 29 N. SPINELLI | ITA | Yamaha YZF R6 | 32.942 +0.046 | 32.576 +0.230 | 22.199 | 28.804 | 1'56.521 1'56.797 | 21 | 0.276 |
| 21 76 J. GIRAL | ESP | Ducati Panigale V2 | 33.188 +0.019 | 32.653 +0.042 | 22.287 +0.047 | 28.442 +0.068 | 1'56.570 1'56.746 | 19 | 0.176 |
| 22 27 A. DIAZ | ESP | Yamaha YZF R6 | 33.175 +0.110 | 32.731 | 22.073 +0.368 | 28.731 +0.062 | 1'56.710 1'57.250 | 26 | 0.540 |
| 23 73 M. KOFLER | AUT | Ducati Panigale V2 | 33.261 | 32.842 | 22.479 | 28.129 +0.252 | 1'56.711 1'56.963 | 23 | 0.252 |
| 24 95 T. MACKENZIE | GBR | Honda CBR600RR | 33.231 | 32.743 +0.020 | 22.315 +0.028 | 28.426 | 1'56.715 1'56.763 | 20 | 0.048 |
| 25 71 T. EDWARDS | AUS | Yamaha YZF R6 | 33.026 +0.053 | 32.980 | 22.484 | 28.286 +0.070 | 1'56.776 1'56.899 | 22 | 0.123 |
| 26 68 L. POWER | AUS | Kawasaki ZX-6R | 33.172 +0.156 | 32.945 | 22.449 +0.192 | 28.424 | 1'56.990 1'57.338 | 27 | 0.348 |
| 27 22 F. FULIGNI | ITA | Ducati Panigale V2 | 33.260 | 33.060 | 22.523 | 28.305 +0.050 | 1'57.148 1'57.198 | 25 | 0.050 |
| 28 51 A. SARMOON | THA | Yamaha YZF R6 | 33.418 +0.097 | 33.058 +0.187 | 22.466 | 28.604 +0.126 | 1'57.546 1'57.956 | 29 | 0.410 |
| 29 16 Y. OKAYA | JPN | Kawasaki ZX-6R | 33.601 +0.180 | 33.107 | 22.452 | 28.456 +0.192 | 1'57.616 1'57.988 | 30 | 0.372 |
| 30 35 L. TACCINI | ITA | Kawasaki ZX-6R | 33.562 +0.091 | 33.034 +0.009 | 22.554 +0.115 | 28.567 | 1'57.717 1'57.932 | 28 | 0.215 |
| 31 26 M. NORRODIN | MAS | Honda CBR600RR | 33.636 +0.307 | 33.349 +0.121 | 22.432 +0.052 | 29.101 +0.048 | 1'58.518 1'59.046 | 31 | 0.528 |
| 32 98 M. ABE | JPN | Yamaha YZF R6 | 37.266 | 34.981 | 23.851 | 30.938 | 2'07.036 2'07.036 | 32 | |
| Overall Ideal Time | | | 32.384 | 31.941 | 21.779 | 27.753 | 1'53.857 | | |

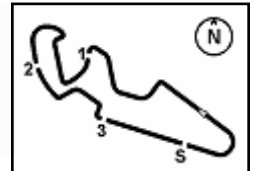
22/09/2023

These data/results cannot be reproduced, stored and/or transmitted in whole or in part by any manner of electronic, mechanical, photocopying, recording, broadcasting or otherwise now known or herein after developed without the previous express consent by the copyright owner, except for reproduction in daily press and regular printed publications on sale to the public within 60 days of the event related to those data/results and always provided that copyright symbol appears together as follows below.

© DORNA WSBK ORGANIZATION Srl 2023

FIGR PERUGIA TIMING





Tissot Aragon Round, 22-24 September 2023
Chronological Analysis Free Practice 1st Session

| 1° 11 N. BULEGA [1'54.043] | | | | | | | |
|----------------------------|---------------|---------------|---------------|---------------|-----------------|--------------|--------------|
| Lap | Seg1 | Seg2 | Seg3 | Seg4 | Lap Time | km/h | Local Time |
| 1 | | 33.661 | 22.758 | 28.294 | | 272,0 | 11:28'50.503 |
| 2 | 32.934 | 32.537 | 22.381 | 27.912 | 1'55.764 | 273,4 | 11:30'46.267 |
| 3 | 43.677 | 32.340 | 22.319 | 27.988 | 2'06.324 | 271,4 | 11:32'52.591 |
| 4 | 34.494 | 32.179 | 22.251 | 27.880 | 1'56.804C | 276,2 | 11:34'49.395 |
| 5 | 32.996 | 32.105 | 22.252 | 28.012 | 1'55.365 | 276,9 | 11:36'44.760 |
| 6 | 32.692 | 32.181 | 22.031 | 27.835 | 1'54.739 | 272,7 | 11:38'39.499 |
| 7 | 32.498 | 31.985 | 21.861 | 27.802 | 1'54.146 | 272,0 | 11:40'33.645 |
| 8 | 32.511 | 32.049 | 21.955 | 27.761 | 1'54.276C | 274,1 | 11:42'27.921 |
| 9 | 32.543 | 32.052 | 22.177 | 27.842 | 1'54.614 | 273,4 | 11:44'22.535 |
| 10 | 33.045 | 32.127 | 22.206 | 27.885 | 1'55.263 | 272,0 | 11:46'17.798 |
| 11 | 32.384 | 32.008 | 21.898 | 27.753 | 1'54.043 | 272,7 | 11:48'11.841 |
| 12 | 32.484 | 31.975 | 21.864 | 27.886 | 1'54.209 | 271,4 | 11:50'06.050 |
| 13 | 32.793 | 33.605 | 22.886 | 34.733 | 2'04.017P | 268,0 | 11:52'10.067 |
| 14 | 7'55.995 | 33.559 | 22.421 | 28.210 | 9'20.185CP | 270,0 | 12:01'30.252 |
| 15 | 32.600 | 32.508 | 21.900 | 27.959 | 1'54.967 | 270,7 | 12:03'25.219 |
| 16 | 32.491 | 32.202 | 21.969 | 1'08.202 | 2'34.864P | 271,4 | 12:06'00.083 |
| 17 | 4'20.369 | 35.159 | 23.041 | 30.567 | 5'49.136CP | 262,8 | 12:11'49.219 |

| 2° 99 A. HUERTAS [1'54.419] | | | | | | | |
|-----------------------------|---------------|---------------|---------------|---------------|-----------------|--------------|--------------|
| Lap | Seg1 | Seg2 | Seg3 | Seg4 | Lap Time | km/h | Local Time |
| 1 | | 34.031 | 22.859 | 28.662 | | 268,7 | 11:27'43.888 |
| 2 | 33.314 | 32.955 | 22.351 | 28.173 | 1'56.793C | 272,7 | 11:29'40.681 |
| 3 | 33.066 | 32.581 | 22.250 | 28.148 | 1'56.045 | 271,4 | 11:31'36.726 |
| 4 | 33.049 | 32.620 | 22.033 | 28.281 | 1'55.983 | 280,5 | 11:33'32.709 |
| 5 | 33.009 | 32.669 | 22.487 | 28.102 | 1'56.267 | 276,2 | 11:35'28.976 |
| 6 | 33.191 | 32.632 | 22.346 | 33.667 | 2'01.836P | 279,8 | 11:37'30.812 |
| 7 | 10'01.818 | 32.714 | 22.389 | 29.041 | 11'25.962P | 255,3 | 11:48'56.774 |
| 8 | 33.076 | 32.475 | 22.367 | 28.210 | 1'56.128 | 274,8 | 11:50'52.902 |
| 9 | 33.115 | 32.675 | 22.296 | 28.291 | 1'56.377 | 268,0 | 11:52'49.279 |
| 10 | 32.909 | 32.405 | 22.206 | 28.224 | 1'55.744 | 269,3 | 11:54'45.023 |
| 11 | 32.712 | 32.571 | 22.172 | 28.172 | 1'55.627 | 267,3 | 11:56'40.650 |
| 12 | 32.787 | 32.463 | 22.230 | 34.825 | 2'02.305P | 267,3 | 11:58'42.955 |
| 13 | 5'19.725 | 32.411 | 21.893 | 28.373 | 6'42.402P | 266,0 | 12:05'25.357 |
| 14 | 32.560 | 32.197 | 21.975 | 28.537 | 1'55.269 | 268,7 | 12:07'20.626 |
| 15 | 32.434 | 32.186 | 21.920 | 27.879 | 1'54.419 | 269,3 | 12:09'15.045 |
| 16 | 32.708 | 32.282 | 21.998 | 27.967 | 1'54.955 | 270,0 | 12:11'10.000 |

| 3° 64 F. CARICASULO [1'54.555] | | | | | | | |
|--------------------------------|---------------|---------------|---------------|---------------|-----------------|--------------|--------------|
| Lap | Seg1 | Seg2 | Seg3 | Seg4 | Lap Time | km/h | Local Time |
| 1 | | 34.162 | 23.548 | 28.744 | | 271,4 | 11:27'59.351 |
| 2 | 35.502 | 33.252 | 22.498 | 28.057 | 1'59.309 | 273,4 | 11:29'58.660 |
| 3 | 33.239 | 32.391 | 22.056 | 28.072 | 1'55.758 | 272,0 | 11:31'54.418 |
| 4 | 32.934 | 32.279 | 22.156 | 27.943 | 1'55.312C | 273,4 | 11:33'49.730 |
| 5 | 33.396 | 32.537 | 21.957 | 27.956 | 1'55.846 | 274,1 | 11:35'45.576 |
| 6 | 32.478 | 31.941 | 21.886 | 28.250 | 1'54.555 | 277,6 | 11:37'40.131 |
| 7 | 32.624 | 32.258 | 22.671 | 28.105 | 1'55.658 | 272,0 | 11:39'35.789 |
| 8 | 1'12.857 | 41.052 | 26.016 | 35.564 | 2'55.489P | 261,5 | 11:42'31.278 |
| 9 | 8'42.358 | 37.016 | 22.646 | 28.365 | 10'10.385P | 267,3 | 11:52'41.663 |
| 10 | 33.114 | 32.574 | 22.105 | 28.234 | 1'56.027 | 268,7 | 11:54'37.690 |
| 11 | 32.845 | 32.672 | 22.917 | 28.290 | 1'56.724 | 267,3 | 11:56'34.414 |
| 12 | 33.131 | 32.426 | 25.753 | 35.580 | 2'06.890P | 268,7 | 11:58'41.304 |
| 13 | 2'59.257 | 32.551 | 22.168 | 28.203 | 4'22.179P | 268,7 | 12:03'03.483 |
| 14 | 32.993 | 32.298 | 21.997 | 28.091 | 1'55.379 | 272,7 | 12:04'58.862 |
| 15 | 32.767 | 32.256 | 22.063 | 28.021 | 1'55.107 | 270,7 | 12:06'53.969 |
| 16 | 32.594 | 32.290 | 22.160 | 28.179 | 1'55.223 | 278,4 | 12:08'49.192 |
| 17 | 32.649 | 33.086 | 27.791 | 28.184 | 2'01.710C | 272,7 | 12:10'50.902 |

| 4° 62 S. MANZI [1'54.557] | | | | | | | |
|---------------------------|------|--------|--------|--------|----------|-------|--------------|
| Lap | Seg1 | Seg2 | Seg3 | Seg4 | Lap Time | km/h | Local Time |
| 1 | | 33.014 | 22.411 | 28.436 | | 268,0 | 11:28'38.759 |

| | | | | | | | |
|----|---------------|---------------|---------------|---------------|-----------------|--------------|--------------|
| 2 | 33.022 | 32.763 | 22.220 | 28.180 | 1'56.185 | 271,4 | 11:30'34.944 |
| 3 | 32.622 | 32.211 | 21.895 | 28.189 | 1'54.917 | 270,0 | 11:32'29.861 |
| 4 | 32.856 | 32.073 | 21.909 | 28.103 | 1'54.941C | 273,4 | 11:34'24.802 |
| 5 | 32.483 | 32.199 | 22.104 | 28.160 | 1'54.946 | 269,3 | 11:36'19.748 |
| 6 | 32.482 | 32.043 | 21.910 | 28.122 | 1'54.557 | 270,0 | 11:38'14.305 |
| 7 | 32.510 | 32.161 | 21.897 | 28.199 | 1'54.767 | 269,3 | 11:40'09.072 |
| 8 | 32.730 | 32.305 | 21.842 | 28.263 | 1'55.140C | 269,3 | 11:42'04.212 |
| 9 | 32.526 | 32.007 | 21.947 | 28.255 | 1'54.735 | 268,7 | 11:43'58.947 |
| 10 | 36.490 | 33.565 | 23.931 | 36.167 | 2'10.153P | 265,4 | 11:46'09.100 |
| 11 | 9'34.214 | 32.706 | 22.266 | 32.716 | 11'01.902CP | 257,1 | 11:57'11.002 |
| 12 | 32.918 | 32.378 | 21.970 | 28.389 | 1'55.655 | 266,7 | 11:59'06.657 |
| 13 | 32.753 | 32.792 | 25.548 | 28.461 | 1'59.554C | 268,7 | 12:01'06.211 |
| 14 | 32.714 | 32.374 | 22.001 | 28.160 | 1'55.249 | 272,7 | 12:03'01.460 |
| 15 | 32.540 | 32.507 | 21.779 | 28.282 | 1'55.108 | 271,4 | 12:04'56.568 |
| 16 | 32.535 | 32.216 | 21.928 | 28.498 | 1'55.177 | 266,7 | 12:06'51.745 |
| 17 | 32.646 | 32.193 | 21.993 | 28.229 | 1'55.061 | 270,0 | 12:08'46.806 |
| 18 | 32.723 | 36.451 | 22.471 | 28.832 | 2'00.477C | 268,0 | 12:10'47.283 |

| 5° 54 B. SOFUOGLU [1'54.978] | | | | | | | |
|------------------------------|---------------|---------------|---------------|---------------|-----------------|--------------|--------------|
| Lap | Seg1 | Seg2 | Seg3 | Seg4 | Lap Time | km/h | Local Time |
| 1 | | 36.731 | 24.015 | 37.205 | | 275,5 | 11:27'39.553 |
| 2 | 4'25.949 | 34.087 | 23.171 | 28.579 | 5'51.786CP | 274,1 | 11:33'31.339 |
| 3 | 33.877 | 32.872 | 22.592 | 28.122 | 1'57.463 | 274,1 | 11:35'28.802 |
| 4 | 33.179 | 32.689 | 22.344 | 28.089 | 1'56.301 | 277,6 | 11:37'25.103 |
| 5 | 33.114 | 32.403 | 22.372 | 28.134 | 1'56.023 | 275,5 | 11:39'21.126 |
| 6 | 32.856 | 32.557 | 22.615 | 28.045 | 1'56.073 | 274,1 | 11:41'17.199 |
| 7 | 33.587 | 32.686 | 22.287 | 28.239 | 1'56.799 | 272,0 | 11:43'13.998 |
| 8 | 33.285 | 32.435 | 22.191 | 28.161 | 1'56.072 | 271,4 | 11:45'10.070 |
| 9 | 32.805 | 32.302 | 22.126 | 28.086 | 1'55.319 | 273,4 | 11:47'05.389 |
| 10 | 33.038 | 32.276 | 22.148 | 28.092 | 1'55.554 | 272,0 | 11:49'00.943 |
| 11 | 32.857 | 32.303 | 22.060 | 28.094 | 1'55.314 | 272,0 | 11:50'56.257 |
| 12 | 33.909 | 33.272 | 22.690 | 28.460 | 1'58.331C | 272,0 | 11:52'54.588 |
| 13 | 33.207 | 34.251 | 22.611 | 28.241 | 1'58.310 | 271,4 | 11:54'52.898 |
| 14 | 32.892 | 32.387 | 22.026 | 28.035 | 1'55.340 | 272,0 | 11:56'48.238 |
| 15 | 35.617 | 34.423 | 23.089 | 35.747 | 2'08.876P | 269,3 | 11:58'57.114 |
| 16 | 4'13.494 | 32.930 | 22.351 | 28.203 | 5'36.978P | 270,0 | 12:04'34.092 |
| 17 | 32.913 | 32.185 | 22.176 | 28.616 | 1'55.890 | 271,4 | 12:06'29.982 |
| 18 | 32.593 | 32.273 | 22.052 | 28.060 | 1'54.978 | 272,7 | 12:08'24.960 |
| 19 | 32.694 | 32.140 | 22.128 | 27.939 | 1'54.901C | 273,4 | 12:10'19.861 |

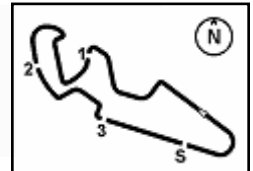
| 6° 55 Y. MONTELLA [1'54.998] | | | | | | | |
|------------------------------|---------------|---------------|---------------|---------------|-----------------|--------------|--------------|
| Lap | Seg1 | Seg2 | Seg3 | Seg4 | Lap Time | km/h | Local Time |
| 1 | | 34.219 | 23.004 | 28.820 | | 268,7 | 11:27'20.692 |
| 2 | 33.957 | 33.205 | 22.737 | 28.122 | 1'58.021 | 272,7 | 11:29'18.713 |
| 3 | 33.343 | 32.894 | 22.340 | 28.199 | 1'56.776 | 272,0 | 11:31'15.489 |
| 4 | 33.025 | 32.456 | 22.326 | 28.064 | 1'55.871 | 272,0 | 11:33'11.360 |
| 5 | 32.793 | 32.786 | 22.350 | 28.060 | 1'55.989C | 271,4 | 11:35'07.349 |
| 6 | 32.975 | 32.531 | 22.280 | 28.093 | 1'55.879 | 271,4 | 11:37'03.228 |
| 7 | 32.908 | 32.672 | 22.183 | 27.995 | 1'55.758 | 270,7 | 11:38'58.986 |
| 8 | 32.717 | 32.648 | 22.322 | 28.011 | 1'55.698 | 271,4 | 11:40'54.684 |
| 9 | 32.726 | 32.597 | 22.257 | 28.001 | 1'55.581 | 271,4 | 11:42'50.265 |
| 10 | 32.675 | 32.509 | 22.107 | 27.956 | 1'55.247 | 271,4 | 11:44'45.512 |
| 11 | 32.511 | 32.342 | 22.127 | 27.978 | 1'54.998 | 271,4 | 11:46'40.510 |
| 12 | 32.695 | 33.463 | 22.783 | 34.827 | 2'03.768P | 270,7 | 11:48'44.278 |
| 13 | 12'56.924 | 33.129 | 22.272 | 28.042 | 14'20.367P | 270,0 | 12:03'04.645 |
| 14 | 32.817 | 32.430 | 22.108 | 27.845 | 1'55.200 | 272,0 | 12:04'59.845 |
| 15 | 32.787 | 32.327 | 22.154 | 28.106 | 1'55.374 | 270,0 | 12:06'55.219 |
| 16 | 33.012 | 32.729 | 22.617 | 28.212 | 1'56.570 | 271,4 | 12:08'51.789 |
| 17 | 32.632 | 33.021 | 22.980 | 28.371 | 1'57.004C | 274,1 | 12:10'48.793 |

| 7° 23 M. SCHROETTER [1'55.072] | | | | | | | |
|--------------------------------|------|--------|--------|--------|----------|-------|--------------|
| Lap | Seg1 | Seg2 | Seg3 | Seg4 | Lap Time | km/h | Local Time |
| 1 | | 34.877 | 23.203 | 35.110 | | 264,1 | 11:29'15.577 |

22/09/2023 P = Pits In/Out - C = Lap Time Cancelled

These data/results cannot be reproduced, stored and/or transmitted in whole or in part by any manner of electronic, mechanical, photocopying, recording, broadcasting or otherwise now known or herein after developed without the previous express consent by the copyright owner, except for reproduction in daily press and regular printed publications on sale to the public within 60 days of the event related to those data/results and always provided that copyright symbol appears together as follows below.

© DORNA WSBK ORGANIZATION Srl 2023



MotorLand Aragon 5.077 m

Tissot Aragon Round, 22-24 September 2023
Chronological Analysis Free Practice 1st Session

2 / 5

| | | | | | | | |
|----|---------------|---------------|---------------|---------------|-----------------|--------------|--------------|
| 2 | 3'01.532 | 33.042 | 22.503 | 28.152 | 4'25.229CP | 273,4 | 11:33'40.806 |
| 3 | 33.289 | 32.601 | 22.325 | 28.022 | 1'56.237 | 272,0 | 11:35'37.043 |
| 4 | 32.986 | 32.360 | 22.155 | 27.849 | 1'55.350 | 272,7 | 11:37'32.393 |
| 5 | 33.065 | 32.396 | 22.032 | 28.160 | 1'55.653 | 272,0 | 11:39'28.046 |
| 6 | 32.786 | 32.351 | 22.134 | 27.980 | 1'55.251C | 270,7 | 11:41'23.297 |
| 7 | 32.840 | 32.306 | 22.084 | 27.956 | 1'55.186 | 272,0 | 11:43'18.483 |
| 8 | 35.206 | 33.594 | 23.448 | 34.203 | 2'06.451P | 271,4 | 11:45'24.934 |
| 9 | 14'10.530 | 34.538 | 23.538 | 28.263 | 15'36.869CP | 269,3 | 12:01'01.803 |
| 10 | 33.018 | 32.375 | 22.089 | 27.966 | 1'55.448 | 270,7 | 12:02'57.251 |
| 11 | 32.927 | 32.374 | 21.997 | 27.987 | 1'55.285 | 270,7 | 12:04'52.536 |
| 12 | 32.876 | 32.263 | 22.111 | 28.029 | 1'55.279 | 269,3 | 12:06'47.815 |
| 13 | 32.898 | 32.176 | 22.077 | 27.921 | 1'55.072 | 271,4 | 12:08'42.887 |
| 14 | 32.805 | 32.204 | 22.229 | 27.911 | 1'55.149C | 271,4 | 12:10'38.036 |

| 11° 66 N. TUULI [1'55.268] | | | | | | | |
|----------------------------|---------------|---------------|---------------|---------------|-----------------|--------------|--------------|
| Lap | Seg1 | Seg2 | Seg3 | Seg4 | Lap Time | km/h | Local Time |
| 1 | | 35.827 | 23.978 | 28.614 | 271,4 | 11:28'24.334 | |
| 2 | 34.559 | 33.504 | 22.662 | 28.249 | 1'58.974 | 277,6 | 11:30'23.308 |
| 3 | 33.608 | 32.716 | 22.356 | 28.199 | 1'56.879 | 273,4 | 11:32'20.187 |
| 4 | 33.278 | 32.611 | 22.219 | 27.914 | 1'56.022C | 274,1 | 11:34'16.209 |
| 5 | 32.983 | 32.328 | 22.345 | 28.184 | 1'55.840 | 271,4 | 11:36'12.049 |
| 6 | 32.867 | 32.362 | 22.084 | 27.955 | 1'55.268 | 272,7 | 11:38'07.317 |
| 7 | 33.125 | 32.716 | 22.298 | 28.086 | 1'56.225 | 270,7 | 11:40'03.542 |
| 8 | 32.993 | 32.451 | 22.134 | 34.690 | 2'02.268CP | 271,4 | 11:42'05.810 |
| 9 | 13'38.145 | 33.001 | 22.381 | 30.128 | 15'03.655P | 221,8 | 11:57'09.465 |
| 10 | 33.037 | 32.432 | 22.187 | 28.293 | 1'55.949 | 268,7 | 11:59'05.414 |
| 11 | 32.841 | 32.338 | 22.124 | 28.084 | 1'55.387C | 270,7 | 12:01'00.801 |
| 12 | 32.740 | 32.407 | 22.038 | 28.120 | 1'55.305 | 271,4 | 12:02'56.106 |
| 13 | 32.870 | 33.026 | 23.086 | 28.097 | 1'57.079C | 274,8 | 12:04'53.185 |
| 14 | 32.904 | 32.548 | 30.420 | 28.922 | 2'04.194 | 270,0 | 12:06'57.379 |
| 15 | 33.061 | 32.560 | 22.375 | 28.171 | 1'56.167 | 274,1 | 12:08'53.546 |
| 16 | 32.890 | 32.484 | 22.660 | 35.735 | 2'03.769CP | 273,4 | 12:10'57.315 |

| 8° 3 R. DE ROSA [1'55.077] | | | | | | | |
|----------------------------|---------------|---------------|---------------|---------------|-----------------|--------------|--------------|
| Lap | Seg1 | Seg2 | Seg3 | Seg4 | Lap Time | km/h | Local Time |
| 1 | | 33.454 | 22.662 | 28.660 | 267,3 | 11:28'41.854 | |
| 2 | 33.550 | 32.874 | 22.291 | 28.533 | 1'57.248 | 270,7 | 11:30'39.102 |
| 3 | 33.240 | 33.546 | 22.330 | 28.346 | 1'57.462 | 269,3 | 11:32'36.564 |
| 4 | 1'10.330 | 38.459 | 25.572 | 39.711 | 2'54.072CP | 264,7 | 11:35'30.636 |
| 5 | 8'22.984 | 35.400 | 23.120 | 29.454 | 9'50.958P | 267,3 | 11:45'21.594 |
| 6 | 33.577 | 33.029 | 25.006 | 28.662 | 2'00.274 | 270,7 | 11:47'21.868 |
| 7 | 33.278 | 32.836 | 22.700 | 28.409 | 1'57.223 | 268,0 | 11:49'19.091 |
| 8 | 33.013 | 32.671 | 22.299 | 28.399 | 1'56.382 | 268,0 | 11:51'15.473 |
| 9 | 33.099 | 32.802 | 22.326 | 28.357 | 1'56.584 | 267,3 | 11:53'12.057 |
| 10 | 33.039 | 32.489 | 22.088 | 28.352 | 1'55.968 | 266,7 | 11:55'08.025 |
| 11 | 33.740 | 33.815 | 23.186 | 28.540 | 1'59.281 | 266,0 | 11:57'07.306 |
| 12 | 33.057 | 32.459 | 22.199 | 28.453 | 1'56.168 | 263,4 | 11:59'03.474 |
| 13 | 35.354 | 34.699 | 23.111 | 28.689 | 2'01.853C | 268,7 | 12:01'05.327 |
| 14 | 32.900 | 32.513 | 22.179 | 28.180 | 1'55.772 | 270,0 | 12:03'01.099 |
| 15 | 32.692 | 33.027 | 22.167 | 28.097 | 1'55.983 | 273,4 | 12:04'57.082 |
| 16 | 32.713 | 32.318 | 22.020 | 28.184 | 1'55.235 | 270,0 | 12:06'52.317 |
| 17 | 32.639 | 32.244 | 22.124 | 28.070 | 1'55.077 | 272,7 | 12:08'47.394 |

| 12° 94 V. DEBISE [1'55.273] | | | | | | | |
|-----------------------------|---------------|---------------|---------------|---------------|-----------------|--------------|--------------|
| Lap | Seg1 | Seg2 | Seg3 | Seg4 | Lap Time | km/h | Local Time |
| 1 | | 33.020 | 23.755 | 28.948 | 266,0 | 11:26'59.707 | |
| 2 | 33.626 | 32.630 | 22.615 | 28.488 | 1'57.359 | 269,3 | 11:28'57.066 |
| 3 | 33.435 | 32.603 | 22.478 | 28.401 | 1'56.917 | 271,4 | 11:30'53.983 |
| 4 | 33.031 | 32.447 | 23.339 | 30.397 | 1'59.214 | 268,7 | 11:32'53.197 |
| 5 | 33.111 | 32.390 | 22.223 | 28.337 | 1'56.061C | 270,7 | 11:34'49.258 |
| 6 | 32.768 | 32.231 | 22.155 | 28.349 | 1'55.503 | 270,0 | 11:36'44.761 |
| 7 | 32.970 | 32.296 | 21.981 | 28.026 | 1'55.273 | 273,4 | 11:38'40.034 |
| 8 | 32.771 | 32.372 | 21.896 | 34.596 | 2'01.635P | 270,7 | 11:40'41.669 |
| 9 | 7'37.122 | 32.767 | 22.280 | 28.465 | 9'00.634P | 266,7 | 11:49'42.303 |
| 10 | 33.009 | 32.421 | 22.108 | 28.711 | 1'56.249 | 266,7 | 11:51'38.552 |
| 11 | 33.414 | 32.499 | 22.018 | 28.403 | 1'56.334 | 266,7 | 11:53'34.886 |
| 12 | 32.915 | 32.390 | 21.975 | 28.392 | 1'55.672 | 267,3 | 11:55'30.558 |
| 13 | 32.985 | 32.636 | 22.362 | 34.601 | 2'02.584P | 274,8 | 11:57'33.142 |
| 14 | 4'13.214 | 32.716 | 22.325 | 28.402 | 5'36.657P | 264,7 | 12:03'09.799 |
| 15 | 32.929 | 32.537 | 22.112 | 28.343 | 1'55.921 | 268,7 | 12:05'05.720 |
| 16 | 32.966 | 32.454 | 22.089 | 28.595 | 1'56.104 | 267,3 | 12:07'01.824 |
| 17 | 32.836 | 32.246 | 21.964 | 28.279 | 1'55.325 | 270,7 | 12:08'57.149 |
| 18 | 32.924 | 32.600 | 22.087 | 28.399 | 1'56.010C | 271,4 | 12:10'53.159 |

| 9° 9 J. NAVARRO [1'55.135] | | | | | | | |
|----------------------------|---------------|---------------|---------------|---------------|-----------------|--------------|--------------|
| Lap | Seg1 | Seg2 | Seg3 | Seg4 | Lap Time | km/h | Local Time |
| 1 | | 33.596 | 22.631 | 28.448 | 268,0 | 11:27'52.994 | |
| 2 | 33.323 | 32.834 | 22.445 | 28.218 | 1'56.820 | 272,0 | 11:29'49.814 |
| 3 | 33.018 | 32.402 | 22.203 | 28.553 | 1'56.176 | 270,7 | 11:31'45.990 |
| 4 | 32.842 | 32.362 | 22.138 | 28.164 | 1'55.506C | 274,1 | 11:33'41.496 |
| 5 | 32.741 | 33.457 | 22.886 | 30.679 | 1'59.763 | 199,6 | 11:35'41.259 |
| 6 | 32.819 | 32.316 | 22.009 | 28.096 | 1'55.240 | 276,2 | 11:37'36.499 |
| 7 | 32.666 | 32.443 | 21.898 | 28.128 | 1'55.135 | 271,4 | 11:39'31.634 |
| 8 | 32.742 | 32.163 | 21.984 | 28.281 | 1'55.170 | 274,1 | 11:41'26.804 |
| 9 | 33.545 | 33.749 | 22.878 | 34.772 | 2'04.944P | 269,3 | 11:43'31.748 |
| 10 | 11'27.758 | 32.865 | 22.433 | 28.592 | 12'51.648P | 264,7 | 11:56'23.396 |
| 11 | 33.037 | 32.663 | 22.229 | 28.432 | 1'56.361 | 267,3 | 11:58'19.757 |

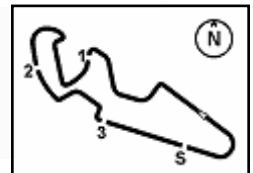
| 13° 69 T. BOOTH-AMOS [1'55.390] | | | | | | | |
|---------------------------------|---------------|---------------|---------------|---------------|-----------------|--------------|--------------|
| Lap | Seg1 | Seg2 | Seg3 | Seg4 | Lap Time | km/h | Local Time |
| 1 | | 35.145 | 26.619 | 31.239 | 266,0 | 11:30'24.032 | |
| 2 | 33.998 | 33.203 | 22.568 | 28.408 | 1'58.177 | 270,0 | 11:32'22.209 |
| 3 | 33.531 | 32.674 | 22.435 | 28.268 | 1'56.908C | 270,0 | 11:34'19.117 |
| 4 | 32.903 | 32.370 | 22.129 | 28.412 | 1'55.814 | 266,7 | 11:36'14.931 |
| 5 | 32.809 | 32.504 | 22.069 | 28.147 | 1'55.529 | 268,7 | 11:38'10.460 |
| 6 | 32.923 | 32.474 | 22.081 | 28.143 | 1'55.621 | 268,7 | 11:40'06.081 |
| 7 | 34.635 | 33.961 | 22.274 | 28.115 | 1'58.985C | 269,3 | 11:42'05.066 |
| 8 | 32.709 | 32.429 | 22.134 | 28.118 | 1'55.390 | 268,7 | 11:44'00.456 |
| 9 | 33.760 | 33.252 | 22.438 | 34.098 | 2'03.548P | 265,4 | 11:46'04.004 |
| 10 | 15'09.189 | 33.734 | 23.373 | 29.077 | 16'35.373P | 261,5 | 12:02'39.377 |
| 11 | 33.142 | 32.596 | 22.143 | 28.296 | 1'56.177 | 267,3 | 12:04'35.554 |
| 12 | 32.778 | 32.489 | 22.708 | 28.226 | 1'56.201 | 268,0 | 12:06'31.755 |
| 13 | 32.971 | 32.398 | 22.233 | 28.231 | 1'55.833 | 268,7 | 12:08'27.588 |
| 14 | 32.849 | 32.473 | 22.171 | 28.232 | 1'55.725C | 267,3 | 12:10'23.313 |

| 10° 28 G. VAN STRAALLEN [1'55.192] | | | | | | | |
|------------------------------------|---------------|---------------|---------------|---------------|-----------------|--------------|--------------|
| Lap | Seg1 | Seg2 | Seg3 | Seg4 | Lap Time | km/h | Local Time |
| 1 | | 34.788 | 23.006 | 28.783 | 267,3 | 11:28'23.463 | |
| 2 | 33.595 | 32.832 | 22.611 | 28.427 | 1'57.465 | 269,3 | 11:30'20.928 |
| 3 | 33.358 | 32.671 | 22.243 | 30.321 | 1'58.593 | 268,0 | 11:32'19.521 |
| 4 | 33.515 | 32.783 | 22.236 | 28.461 | 1'56.995C | 270,0 | 11:34'16.516 |
| 5 | 32.896 | 32.493 | 22.343 | 28.192 | 1'55.924 | 269,3 | 11:36'12.440 |
| 6 | 32.726 | 32.480 | 21.960 | 28.026 | 1'55.192 | 272,0 | 11:38'07.632 |
| 7 | 33.232 | 33.377 | 22.355 | 34.372 | 2'03.336P | 268,7 | 11:40'10.968 |
| 8 | 7'20.952 | 32.963 | 22.452 | 28.384 | 8'44.751P | 268,0 | 11:48'55.719 |
| 9 | 33.542 | 32.880 | 22.290 | 28.322 | 1'57.034C | 268,0 | 11:50'52.753 |
| 10 | 33.129 | 32.685 | 23.529 | 28.271 | 1'57.614 | 268,0 | 11:52'50.367 |
| 11 | 32.909 | 32.419 | 22.205 | 28.169 | 1'55.702 | 268,7 | 11:54'46.069 |
| 12 | 32.969 | 32.684 | 22.054 | 28.214 | 1'55.921C | 268,0 | 11:56'41.990 |
| 13 | 32.887 | 32.750 | 25.470 | 34.586 | 2'05.693P | 266,0 | 11:58'47.683 |

22/09/2023 P = Pits In/Out - C = Lap Time Cancelled

These data/results cannot be reproduced, stored and/or transmitted in whole or in part by any manner of electronic, mechanical, photocopying, recording, broadcasting or otherwise now known or herein after developed without the previous express consent by the copyright owner, except for reproduction in daily press and regular printed publications on sale to the public within 60 days of the event related to those data/results and always provided that copyright symbol appears together as follows below.

© DORNA WSBK ORGANIZATION Srl 2023



Tissot Aragon Round, 22-24 September 2023
Chronological Analysis Free Practice 1st Session

| 14° 50 O. VOSTATEK (1'55.968) | | | | | | | |
|-------------------------------|---------------|---------------|---------------|---------------|-----------------|--------------|--------------|
| Lap | Seg1 | Seg2 | Seg3 | Seg4 | Lap Time | km/h | Local Time |
| 1 | | 33.113 | 22.781 | 28.967 | 268,7 | 11:27'45.165 | |
| 2 | 33.793 | 32.742 | 22.286 | 28.356 | 1'57.177 | 276,2 | 11:29'42.342 |
| 3 | 33.358 | 32.643 | 22.239 | 29.146 | 1'57.386 | 270,7 | 11:31'39.728 |
| 4 | 33.230 | 32.854 | 22.410 | 28.385 | 1'56.879C | 270,0 | 11:33'36.607 |
| 5 | 33.108 | 32.580 | 22.234 | 28.356 | 1'56.278 | 274,8 | 11:35'32.885 |
| 6 | 33.500 | 32.836 | 22.304 | 28.466 | 1'57.106 | 269,3 | 11:37'29.991 |
| 7 | 32.941 | 32.794 | 22.300 | 28.305 | 1'56.340 | 270,7 | 11:39'26.331 |
| 8 | 33.315 | 33.568 | 22.521 | 28.224 | 1'57.628 | 274,1 | 11:41'23.959 |
| 9 | 32.902 | 32.552 | 22.308 | 28.206 | 1'55.968 | 270,7 | 11:43'19.927 |
| 10 | 34.290 | 33.445 | 23.424 | 35.234 | 2'06.393P | 273,4 | 11:45'26.320 |
| 11 | 10'16.834 | 33.457 | 22.420 | 28.535 | 11'41.246P | 272,7 | 11:57'07.566 |
| 12 | 32.966 | 32.716 | 22.154 | 28.308 | 1'56.144 | 270,0 | 11:59'03.710 |
| 13 | 35.168 | 33.861 | 22.813 | 28.433 | 2'00.275C | 268,7 | 12:01'03.985 |
| 14 | 33.238 | 32.626 | 22.290 | 28.332 | 1'56.486 | 268,7 | 12:03'00.471 |
| 15 | 33.024 | 32.650 | 22.327 | 28.391 | 1'56.392 | 270,0 | 12:04'56.863 |
| 16 | 33.211 | 32.639 | 22.076 | 28.367 | 1'56.293 | 270,0 | 12:06'53.156 |
| 17 | 32.817 | 32.625 | 22.159 | 28.400 | 1'56.001 | 272,0 | 12:08'49.157 |
| 18 | 33.018 | 33.004 | 28.416 | 28.301 | 2'02.739C | 273,4 | 12:10'51.896 |

| | | | | | | | |
|----|---------------|---------------|---------------|---------------|-----------------|--------------|--------------|
| 2 | 34.116 | 33.098 | 22.525 | 28.446 | 1'58.185 | 268,0 | 11:29'19.653 |
| 3 | 33.590 | 32.854 | 22.365 | 28.631 | 1'57.440 | 270,7 | 11:31'17.093 |
| 4 | 33.383 | 32.953 | 22.558 | 28.734 | 1'57.628 | 265,4 | 11:33'14.721 |
| 5 | 33.963 | 32.885 | 28.837 | 28.766 | 2'04.451C | 264,1 | 11:35'19.172 |
| 6 | 33.494 | 32.727 | 22.578 | 28.750 | 1'57.549 | 264,7 | 11:37'16.721 |
| 7 | 33.358 | 32.865 | 22.277 | 28.662 | 1'57.162 | 264,1 | 11:39'13.883 |
| 8 | 33.443 | 32.566 | 22.274 | 28.693 | 1'56.976 | 264,1 | 11:41'10.859 |
| 9 | 33.436 | 32.728 | 22.314 | 28.778 | 1'57.256 | 261,5 | 11:43'08.115 |
| 10 | 33.576 | 32.821 | 22.426 | 37.693 | 2'06.516P | 263,4 | 11:45'14.631 |
| 11 | 6'45.280 | 33.027 | 22.658 | 28.892 | 8'09.857P | 260,9 | 11:53'24.488 |
| 12 | 33.264 | 32.605 | 22.258 | 28.732 | 1'56.859 | 261,5 | 11:55'21.347 |
| 13 | 33.153 | 32.610 | 22.169 | 28.722 | 1'56.654 | 263,4 | 11:57'18.001 |
| 14 | 33.287 | 32.596 | 22.233 | 28.855 | 1'56.971 | 260,9 | 11:59'14.972 |
| 15 | 34.431 | 38.741 | 22.635 | 30.993 | 2'06.800C | 240,5 | 12:01'21.772 |
| 16 | 33.414 | 32.651 | 22.278 | 28.750 | 1'57.093 | 262,1 | 12:03'18.865 |
| 17 | 33.357 | 32.630 | 22.261 | 28.775 | 1'57.023 | 263,4 | 12:05'15.888 |
| 18 | 33.309 | 32.794 | 25.860 | 33.087 | 2'05.050 | 234,8 | 12:07'20.938 |
| 19 | 33.052 | 32.736 | 22.559 | 28.629 | 1'56.976 | 264,1 | 12:09'17.914 |
| 20 | 33.212 | 32.661 | 22.183 | 28.695 | 1'56.751C | 262,8 | 12:11'14.665 |

| 15° 17 J. MCPHEE (1'56.267) | | | | | | | |
|-----------------------------|---------------|---------------|---------------|---------------|-----------------|--------------|--------------|
| Lap | Seg1 | Seg2 | Seg3 | Seg4 | Lap Time | km/h | Local Time |
| 1 | | 36.079 | 26.606 | 31.126 | 245,5 | 11:27'28.834 | |
| 2 | 34.871 | 33.806 | 23.168 | 28.799 | 2'00.644 | 275,5 | 11:29'29.478 |
| 3 | 34.216 | 33.313 | 22.798 | 28.447 | 1'58.774 | 273,4 | 11:31'28.252 |
| 4 | 33.986 | 33.031 | 22.808 | 28.320 | 1'58.145 | 274,1 | 11:33'26.397 |
| 5 | 33.715 | 32.991 | 22.928 | 28.358 | 1'57.992 | 276,9 | 11:35'24.389 |
| 6 | 33.337 | 33.388 | 22.628 | 28.377 | 1'57.730 | 273,4 | 11:37'22.119 |
| 7 | 33.573 | 33.062 | 22.714 | 28.356 | 1'57.705 | 272,7 | 11:39'19.824 |
| 8 | 33.462 | 33.150 | 22.482 | 28.400 | 1'57.494 | 271,4 | 11:41'17.318 |
| 9 | 33.586 | 32.972 | 22.504 | 28.099 | 1'57.161 | 274,1 | 11:43'14.479 |
| 10 | 33.125 | 32.810 | 22.453 | 28.206 | 1'56.594 | 272,7 | 11:45'11.073 |
| 11 | 33.780 | 34.690 | 23.485 | 36.912 | 2'08.867P | 264,7 | 11:47'19.940 |
| 12 | 13'26.683 | 44.570 | 23.745 | 28.822 | 15'03.820P | 267,3 | 12:02'23.760 |
| 13 | 33.699 | 33.212 | 22.557 | 28.436 | 1'57.904 | 270,7 | 12:04'21.664 |
| 14 | 33.468 | 33.027 | 32.612 | 29.599 | 2'08.706 | 262,1 | 12:06'30.370 |
| 15 | 33.123 | 32.587 | 22.407 | 28.150 | 1'56.267 | 272,0 | 12:08'26.637 |
| 16 | 33.061 | 32.927 | 22.736 | 28.182 | 1'56.906C | 276,2 | 12:10'23.543 |

| 18° 41 H. GARZO VICENT (1'56.702) | | | | | | | |
|-----------------------------------|---------------|---------------|---------------|---------------|-----------------|--------------|--------------|
| Lap | Seg1 | Seg2 | Seg3 | Seg4 | Lap Time | km/h | Local Time |
| 1 | | 36.078 | 23.836 | 29.128 | 266,0 | 11:27'27.600 | |
| 2 | 35.462 | 33.606 | 22.776 | 28.692 | 2'00.536 | 268,7 | 11:29'28.136 |
| 3 | 33.846 | 33.113 | 22.422 | 28.669 | 1'58.050 | 267,3 | 11:31'26.186 |
| 4 | 33.527 | 33.060 | 31.356 | 29.104 | 2'07.047 | 271,4 | 11:33'33.233 |
| 5 | 33.234 | 32.754 | 22.304 | 28.621 | 1'56.913 | 269,3 | 11:35'30.146 |
| 6 | 33.054 | 32.792 | 22.385 | 28.471 | 1'56.702 | 271,4 | 11:37'26.848 |
| 7 | 33.282 | 33.254 | 23.344 | 28.538 | 1'58.418 | 268,0 | 11:39'25.266 |
| 8 | 36.153 | 33.822 | 22.595 | 28.673 | 2'01.243 | 270,0 | 11:41'26.509 |
| 9 | 33.489 | 34.729 | 23.626 | 34.231 | 2'06.075P | 267,3 | 11:43'32.584 |
| 10 | 12'29.127 | 33.452 | 22.678 | 28.726 | 13'53.983P | 263,4 | 11:57'26.567 |
| 11 | 33.673 | 33.215 | 24.713 | 28.970 | 2'00.571 | 262,8 | 11:59'27.138 |
| 12 | 34.341 | 38.153 | 24.667 | 28.740 | 2'05.901C | 268,0 | 12:01'33.039 |
| 13 | 33.155 | 32.780 | 22.344 | 28.433 | 1'56.712 | 266,0 | 12:03'29.751 |
| 14 | 33.280 | 33.226 | 22.710 | 28.578 | 1'57.794 | 266,7 | 12:05'27.545 |
| 15 | 33.045 | 32.668 | 22.302 | 28.712 | 1'56.727 | 264,1 | 12:07'24.272 |
| 16 | 33.057 | 32.610 | 23.447 | 32.419 | 2'01.533 | 256,5 | 12:09'25.805 |
| 17 | 32.916 | 36.468 | 22.466 | 28.531 | 2'00.381C | 266,0 | 12:11'26.186 |

| 16° 48 L. DALLA PORTA (1'56.549) | | | | | | | |
|----------------------------------|---------------|---------------|---------------|---------------|-----------------|--------------|--------------|
| Lap | Seg1 | Seg2 | Seg3 | Seg4 | Lap Time | km/h | Local Time |
| 1 | | 34.764 | 23.687 | 29.118 | 270,0 | 11:28'01.242 | |
| 2 | 34.412 | 33.448 | 22.749 | 28.487 | 1'59.096C | 274,8 | 11:30'00.338 |
| 3 | 33.659 | 32.860 | 22.528 | 28.574 | 1'57.621 | 272,0 | 11:31'57.959 |
| 4 | 33.701 | 33.089 | 22.585 | 28.544 | 1'57.919C | 272,7 | 11:33'55.878 |
| 5 | 33.589 | 32.894 | 22.653 | 28.436 | 1'57.572 | 273,4 | 11:35'53.450 |
| 6 | 33.315 | 32.919 | 22.572 | 28.402 | 1'57.208 | 273,4 | 11:37'50.658 |
| 7 | 33.089 | 32.803 | 22.580 | 28.279 | 1'56.751 | 274,1 | 11:39'47.409 |
| 8 | 36.865 | 34.921 | 23.664 | 34.468 | 2'09.918P | 271,4 | 11:41'57.327 |
| 9 | 12'18.146 | 33.818 | 22.996 | 28.816 | 13'43.776P | 267,3 | 11:55'41.103 |
| 10 | 33.562 | 32.868 | 22.614 | 28.534 | 1'57.578 | 270,0 | 11:57'38.681 |
| 11 | 33.298 | 32.781 | 22.377 | 28.514 | 1'56.970 | 268,7 | 11:59'35.651 |
| 12 | 33.356 | 32.836 | 23.928 | 28.502 | 1'58.622C | 272,7 | 12:01'34.273 |
| 13 | 33.069 | 32.640 | 22.471 | 28.369 | 1'56.549 | 272,0 | 12:03'30.822 |
| 14 | 33.037 | 32.842 | 22.884 | 28.349 | 1'57.112 | 277,6 | 12:05'27.934 |
| 15 | 33.007 | 32.750 | 22.393 | 28.465 | 1'56.615 | 270,0 | 12:07'24.549 |
| 16 | 33.161 | 32.738 | 22.627 | 34.083 | 2'02.609 | 245,5 | 12:09'27.158 |
| 17 | 33.110 | 33.063 | 22.467 | 28.289 | 1'56.929C | 271,4 | 12:11'24.087 |

| 19° 76 J. GIRAL (1'56.746) | | | | | | | |
|----------------------------|---------------|---------------|---------------|---------------|-----------------|--------------|--------------|
| Lap | Seg1 | Seg2 | Seg3 | Seg4 | Lap Time | km/h | Local Time |
| 1 | | 34.080 | 24.006 | 28.864 | 268,0 | 11:27'27.691 | |
| 2 | 34.500 | 33.290 | 22.745 | 28.604 | 1'59.139 | 267,3 | 11:29'26.830 |
| 3 | 33.723 | 32.877 | 22.679 | 28.442 | 1'57.721 | 272,7 | 11:31'24.551 |
| 4 | 38.283 | 35.628 | 24.815 | 28.528 | 2'07.254 | 270,0 | 11:33'31.805 |
| 5 | 35.931 | 33.100 | 22.735 | 37.541 | 2'09.307P | 268,0 | 11:35'41.112 |
| 6 | 6'50.008 | 33.645 | 22.617 | 28.758 | 8'15.028P | 264,7 | 11:43'56.140 |
| 7 | 33.652 | 32.901 | 22.487 | 28.553 | 1'57.593 | 265,4 | 11:45'53.733 |
| 8 | 33.602 | 32.828 | 22.357 | 28.619 | 1'57.406 | 266,0 | 11:47'51.139 |
| 9 | 33.349 | 32.897 | 22.287 | 28.511 | 1'57.044 | 265,4 | 11:49'48.183 |
| 10 | 36.083 | 33.503 | 22.808 | 36.591 | 2'08.985P | 262,1 | 11:51'57.168 |
| 11 | 7'28.168 | 34.059 | 22.776 | 28.790 | 8'53.793CP | 262,8 | 12:00'50.961 |
| 12 | 33.376 | 32.859 | 22.315 | 28.540 | 1'57.090 | 264,1 | 12:02'48.051 |
| 13 | 33.230 | 32.653 | 22.432 | 28.516 | 1'56.831 | 265,4 | 12:04'44.882 |
| 14 | 33.357 | 32.832 | 22.305 | 28.592 | 1'57.086 | 265,4 | 12:06'41.968 |
| 15 | 33.207 | 32.695 | 22.334 | 28.510 | 1'56.746 | 265,4 | 12:08'38.714 |
| 16 | 33.188 | 32.838 | 22.444 | 28.683 | 1'57.153C | 266,0 | 12:10'35.867 |

| 17° 72 Y. RUIZ (1'56.654) | | | | | | | |
|---------------------------|------|--------|--------|--------|----------|--------------|------------|
| Lap | Seg1 | Seg2 | Seg3 | Seg4 | Lap Time | km/h | Local Time |
| 1 | | 34.690 | 23.134 | 28.912 | 266,0 | 11:27'21.468 | |

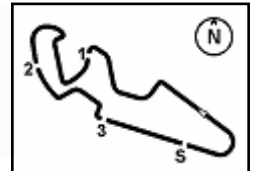
| 20° 95 T. MACKENZIE (1'56.763) | | | | | | | |
|--------------------------------|--------|--------|--------|--------|----------|--------------|--------------|
| Lap | Seg1 | Seg2 | Seg3 | Seg4 | Lap Time | km/h | Local Time |
| 1 | | 35.590 | 23.379 | 29.397 | 264,1 | 11:29'09.461 | |
| 2 | 34.180 | 33.001 | 22.467 | 28.930 | 1'58.578 | 264,1 | 11:31'08.039 |

22/09/2023 P = Pits In/Out - C = Lap Time Cancelled

These data/results cannot be reproduced, stored and/or transmitted in whole or in part by any manner of electronic, mechanical, photocopying, recording, broadcasting or otherwise now known or herein after developed without the previous express consent by the copyright owner, except for reproduction in daily press and regular printed publications on sale to the public within 60 days of the event related to those data/results and always provided that copyright symbol appears together as follows below.

© DORNA WSBK ORGANIZATION Srl 2023





MotorLand Aragon 5.077 m

Tissot Aragon Round, 22-24 September 2023
Chronological Analysis Free Practice 1st Session

4 / 5

| | | | | | | | | | | | | | | | |
|----|---------------|---------------|---------------|---------------|-----------------|--------------|--------------|----|---------------|---------------|--------|---------------|-----------|-------|--------------|
| 3 | 33.725 | 32.810 | 24.275 | 33.940 | 2'04.750P | 261,5 | 11:33'12.789 | 12 | 33.853 | 35.132 | 23.104 | 34.788 | 2'06.877P | 268,7 | 11:57'26.175 |
| 4 | 5'42.656 | 33.582 | 22.829 | 28.719 | 7'07.786P | 264,7 | 11:40'20.575 | 13 | 5'44.634 | 33.048 | 22.507 | 28.412 | 7'08.601P | 271,4 | 12:04'34.776 |
| 5 | 37.337 | 34.267 | 22.422 | 28.805 | 2'02.831C | 265,4 | 11:42'23.406 | 14 | 33.159 | 32.685 | 22.753 | 28.899 | 1'57.496 | 266,0 | 12:06'32.272 |
| 6 | 33.332 | 33.020 | 22.370 | 28.960 | 1'57.682 | 265,4 | 11:44'21.088 | 15 | 33.054 | 32.742 | 22.582 | 28.686 | 1'57.064 | 269,3 | 12:08'29.336 |
| 7 | 33.430 | 32.850 | 22.315 | 28.504 | 1'57.099 | 268,0 | 11:46'18.187 | 16 | 49.737 | 37.820 | 23.100 | 28.771 | 2'19.428C | 268,7 | 12:10'48.764 |
| 8 | 33.267 | 32.743 | 22.345 | 28.716 | 1'57.071 | 266,0 | 11:48'15.258 | | | | | | | | |
| 9 | 36.976 | 35.209 | 23.552 | 34.489 | 2'10.226P | 257,1 | 11:50'25.484 | | | | | | | | |
| 10 | 9'38.115 | 36.235 | 23.503 | 28.961 | 11'06.814CP | 263,4 | 12:01'32.298 | | | | | | | | |
| 11 | 33.579 | 32.840 | 22.411 | 28.642 | 1'57.472 | 264,7 | 12:03'29.770 | | | | | | | | |
| 12 | 33.607 | 33.056 | 23.313 | 28.831 | 1'58.807 | 269,3 | 12:05'28.577 | | | | | | | | |
| 13 | 33.334 | 32.965 | 22.552 | 29.029 | 1'57.880 | 265,4 | 12:07'26.457 | | | | | | | | |
| 14 | 33.231 | 32.763 | 22.343 | 28.426 | 1'56.763 | 267,3 | 12:09'23.220 | | | | | | | | |
| 15 | 33.379 | 33.657 | 22.796 | 28.841 | 1'58.673C | 264,1 | 12:11'21.893 | | | | | | | | |

| 24° | | 73 M. KOFLER [1'56.963] | | | | | | | | | | | | |
|-----|---------------|-------------------------|---------------|---------------|-----------------|--------------|--------------|--|--|--|--|--|--|--|
| Lap | Seg1 | Seg2 | Seg3 | Seg4 | Lap Time | km/h | Local Time | | | | | | | |
| 1 | | | 35.800 | 23.904 | 28.831 | 270,0 | 11:27'22.137 | | | | | | | |
| 2 | 34.675 | 33.909 | 23.102 | 28.633 | 2'00.319 | 270,7 | 11:29'22.456 | | | | | | | |
| 3 | 35.283 | 34.056 | 23.984 | 29.530 | 2'02.853 | 270,0 | 11:31'25.309 | | | | | | | |
| 4 | 34.105 | 33.450 | 23.183 | 28.547 | 1'59.285 | 269,3 | 11:33'24.594 | | | | | | | |
| 5 | 34.445 | 33.615 | 23.064 | 28.807 | 1'59.931C | 268,7 | 11:35'24.525 | | | | | | | |
| 6 | 33.793 | 33.284 | 22.849 | 28.498 | 1'58.424 | 270,0 | 11:37'22.949 | | | | | | | |
| 7 | 33.568 | 32.960 | 22.673 | 28.271 | 1'57.472 | 271,4 | 11:39'20.421 | | | | | | | |
| 8 | 33.684 | 33.164 | 22.723 | 28.129 | 1'57.700 | 272,0 | 11:41'18.121 | | | | | | | |
| 9 | 33.510 | 32.961 | 22.557 | 28.272 | 1'57.300 | 272,0 | 11:43'15.421 | | | | | | | |
| 10 | 33.550 | 33.042 | 23.035 | 36.407 | 2'06.034P | 256,5 | 11:45'21.455 | | | | | | | |
| 11 | 10'40.642 | 33.393 | 22.897 | 28.723 | 12'05.655P | 271,4 | 11:57'27.110 | | | | | | | |
| 12 | 33.591 | 33.145 | 22.675 | 28.515 | 1'57.926 | 266,0 | 11:59'25.036 | | | | | | | |
| 13 | 34.786 | 37.744 | 23.289 | 29.738 | 2'05.557C | 254,7 | 12:01'30.593 | | | | | | | |
| 14 | 33.518 | 33.210 | 22.631 | 28.497 | 1'57.856 | 265,4 | 12:03'28.449 | | | | | | | |
| 15 | 34.440 | 33.285 | 23.151 | 28.752 | 1'59.628 | 266,7 | 12:05'28.077 | | | | | | | |
| 16 | 33.619 | 32.859 | 22.602 | 28.371 | 1'57.451 | 268,0 | 12:07'25.528 | | | | | | | |
| 17 | 33.261 | 32.842 | 22.479 | 28.381 | 1'56.963 | 268,0 | 12:09'22.491 | | | | | | | |
| 18 | 33.979 | 33.631 | 23.565 | 28.500 | 1'59.675C | 271,4 | 12:11'22.166 | | | | | | | |

| 21° | | 29 N. SPINELLI [1'56.797] | | | | | | | | | | | | |
|-----|---------------|---------------------------|---------------|---------------|-----------------|--------------|--------------|--|--|--|--|--|--|--|
| Lap | Seg1 | Seg2 | Seg3 | Seg4 | Lap Time | km/h | Local Time | | | | | | | |
| 1 | | 34.023 | 23.333 | 29.115 | | 270,7 | 11:27'45.123 | | | | | | | |
| 2 | 34.513 | 32.967 | 22.374 | 28.930 | 1'58.784 | 270,0 | 11:29'43.907 | | | | | | | |
| 3 | 33.693 | 32.883 | 22.437 | 28.811 | 1'57.824 | 273,4 | 11:31'41.731 | | | | | | | |
| 4 | 33.277 | 32.931 | 22.265 | 28.862 | 1'57.335C | 266,7 | 11:33'39.066 | | | | | | | |
| 5 | 35.869 | 33.950 | 22.346 | 28.872 | 2'01.037C | 268,7 | 11:35'40.103 | | | | | | | |
| 6 | 32.988 | 32.806 | 22.199 | 28.804 | 1'56.797 | 268,0 | 11:37'36.900 | | | | | | | |
| 7 | 33.374 | 33.520 | 23.159 | 39.116 | 2'09.169P | 229,8 | 11:39'46.069 | | | | | | | |
| 8 | 11'08.327 | 34.640 | 22.745 | 29.170 | 12'34.882CP | 262,8 | 11:52'20.951 | | | | | | | |
| 9 | 33.279 | 32.825 | 22.374 | 29.097 | 1'57.575 | 264,7 | 11:54'18.526 | | | | | | | |
| 10 | 33.186 | 32.729 | 22.373 | 28.998 | 1'57.286 | 263,4 | 11:56'15.812 | | | | | | | |
| 11 | 33.165 | 32.778 | 22.310 | 28.895 | 1'57.148 | 263,4 | 11:58'12.960 | | | | | | | |
| 12 | 34.035 | 34.065 | 23.143 | 35.961 | 2'07.204P | 262,8 | 12:00'20.164 | | | | | | | |
| 13 | 4'18.254 | 33.154 | 22.750 | 29.661 | 5'43.819P | 261,5 | 12:06'03.983 | | | | | | | |
| 14 | 33.222 | 32.728 | 22.025 | 29.348 | 2'03.323 | 263,4 | 12:08'07.306 | | | | | | | |
| 15 | 32.942 | 32.576 | 22.275 | 28.732 | 1'56.525C | 266,0 | 12:10'03.831 | | | | | | | |

| 25° | | 22 F. FULIGNI [1'57.198] | | | | | | | | | | | | |
|-----|---------------|--------------------------|---------------|---------------|-----------------|--------------|--------------|--|--|--|--|--|--|--|
| Lap | Seg1 | Seg2 | Seg3 | Seg4 | Lap Time | km/h | Local Time | | | | | | | |
| 1 | | | 35.021 | 23.748 | 29.257 | 266,7 | 11:28'22.469 | | | | | | | |
| 2 | 35.142 | 33.810 | 23.023 | 28.816 | 2'00.791 | 270,7 | 11:30'23.260 | | | | | | | |
| 3 | 34.244 | 34.015 | 22.939 | 28.518 | 1'59.716 | 272,0 | 11:32'22.976 | | | | | | | |
| 4 | 34.044 | 33.274 | 22.771 | 28.294 | 1'58.383C | 274,8 | 11:34'21.359 | | | | | | | |
| 5 | 33.794 | 34.755 | 23.072 | 29.369 | 2'00.990 | 266,0 | 11:36'22.349 | | | | | | | |
| 6 | 33.397 | 33.159 | 22.635 | 28.305 | 1'57.496 | 275,5 | 11:38'19.845 | | | | | | | |
| 7 | 33.260 | 33.060 | 22.523 | 28.355 | 1'57.198 | 269,3 | 11:40'17.043 | | | | | | | |
| 8 | 36.544 | 34.754 | 23.027 | 28.640 | 2'02.965C | 268,7 | 11:42'20.008 | | | | | | | |
| 9 | 33.402 | 33.466 | 23.335 | 38.831 | 2'09.034P | 268,7 | 11:44'29.042 | | | | | | | |
| 10 | 9'26.856 | 35.408 | 23.223 | 29.882 | 10'55.369P | 250,0 | 11:55'24.411 | | | | | | | |
| 11 | 34.247 | 33.619 | 23.062 | 28.608 | 1'59.536 | 269,3 | 11:57'23.947 | | | | | | | |
| 12 | 33.916 | 33.300 | 22.899 | 28.628 | 1'58.743 | 268,7 | 11:59'22.690 | | | | | | | |
| 13 | 33.610 | 33.408 | 22.716 | 28.570 | 1'58.304C | 268,7 | 12:01'20.994 | | | | | | | |
| 14 | 34.507 | 33.284 | 23.034 | 35.876 | 2'06.701CP | 266,0 | 12:03'27.695 | | | | | | | |
| 15 | 2'50.896 | 37.826 | 23.397 | 29.988 | 4'22.107P | 256,5 | 12:07'49.802 | | | | | | | |
| 16 | 33.931 | 34.110 | 24.075 | 28.480 | 2'00.596 | 269,3 | 12:09'50.398 | | | | | | | |
| 17 | 33.501 | 33.231 | 22.629 | 28.437 | 1'57.798C | 268,7 | 12:11'48.196 | | | | | | | |

| 22° | | 71 T. EDWARDS [1'56.899] | | | | | | | | | | | | |
|-----|---------------|--------------------------|---------------|---------------|-----------------|--------------|--------------|--|--|--|--|--|--|--|
| Lap | Seg1 | Seg2 | Seg3 | Seg4 | Lap Time | km/h | Local Time | | | | | | | |
| 1 | | 36.406 | 24.779 | 30.178 | | 262,1 | 11:27'13.807 | | | | | | | |
| 2 | 35.262 | 34.650 | 23.550 | 29.165 | 2'02.627 | 268,7 | 11:29'16.434 | | | | | | | |
| 3 | 34.398 | 34.177 | 23.650 | 29.092 | 2'01.317 | 274,8 | 11:31'17.751 | | | | | | | |
| 4 | 33.826 | 33.522 | 23.882 | 28.725 | 1'59.955 | 268,7 | 11:33'17.706 | | | | | | | |
| 5 | 33.976 | 33.575 | 23.233 | 28.790 | 1'59.574C | 269,3 | 11:35'17.280 | | | | | | | |
| 6 | 36.403 | 33.699 | 24.905 | 31.257 | 2'06.264 | 223,6 | 11:37'23.544 | | | | | | | |
| 7 | 33.353 | 33.243 | 23.074 | 28.380 | 1'58.050 | 272,7 | 11:39'21.594 | | | | | | | |
| 8 | 33.026 | 33.319 | 22.851 | 28.348 | 1'57.544 | 270,7 | 11:41'19.138 | | | | | | | |
| 9 | 33.079 | 32.980 | 22.484 | 28.356 | 1'56.899 | 272,7 | 11:43'16.037 | | | | | | | |
| 10 | 33.120 | 33.062 | 23.088 | 28.286 | 1'57.566 | 269,3 | 11:45'13.603 | | | | | | | |
| 11 | 33.891 | 33.814 | 23.174 | 36.194 | 2'07.073P | 265,4 | 11:47'20.676 | | | | | | | |
| 12 | 9'16.219 | 41.315 | 37.501 | 31.901 | 11'06.936P | 233,3 | 11:58'27.612 | | | | | | | |
| 13 | 1'31.601 | 41.144 | 25.685 | 36.700 | 3'15.130CP | 252,9 | 12:01'42.742 | | | | | | | |
| 14 | 5'56.604 | 34.950 | 23.843 | 29.183 | 7'24.580P | 266,0 | 12:09'07.322 | | | | | | | |
| 15 | 34.179 | 34.013 | 23.301 | 28.737 | 2'00.230C | 267,3 | 12:11'07.552 | | | | | | | |

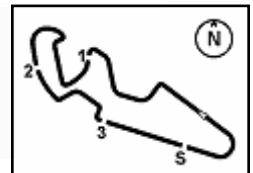
| 26° | | 27 A. DIAZ [1'57.250] | | | | | | | | | | | | |
|-----|-----------|-----------------------|---------------|---------------|-----------------|--------------|--------------|--|--|--|--|--|--|--|
| Lap | Seg1 | Seg2 | Seg3 | Seg4 | Lap Time | km/h | Local Time | | | | | | | |
| 1 | | | 36.394 | 23.667 | 29.397 | 264,7 | 11:27'36.037 | | | | | | | |
| 2 | 34.878 | 33.987 | 28.622 | 28.984 | 2'06.471 | 266,0 | 11:29'42.508 | | | | | | | |
| 3 | 33.919 | 33.400 | 22.837 | 29.169 | 1'59.325 | 265,4 | 11:31'41.833 | | | | | | | |
| 4 | 33.561 | 33.193 | 22.960 | 28.939 | 2'02.653C | 265,4 | 11:33'44.486 | | | | | | | |
| 5 | 33.564 | 33.214 | 22.671 | 28.731 | 1'58.180 | 267,3 | 11:35'42.666 | | | | | | | |
| 6 | 33.322 | 32.966 | 22.385 | 28.816 | 1'57.489 | 266,0 | 11:37'40.155 | | | | | | | |
| 7 | 33.285 | 32.731 | 22.441 | 28.793 | 1'57.250 | 265,4 | 11:39'37.405 | | | | | | | |
| 8 | 33.465 | 32.912 | 22.857 | 36.056 | 2'05.290P | 262,1 | 11:41'42.695 | | | | | | | |
| 9 | 11'27.468 | 33.670 | 22.726 | 29.451 | 12'53.315P | 257,8 | 11:54'36.010 | | | | | | | |
| 10 | 33.640 | 34.355 | 22.515 | 28.823 | 1'59.333 | 262,1 | 11:56'35.343 | | | | | | | |
| 11 | 33.354 | 32.987 | 22.308 | 28.927 | 1'57.576 | 260,9 | 11:58'32.919 | | | | | | | |
| 12 | 33.458 | 32.984 | 22.720 | 29.297 | 1'58.459 | 256,5 | 12:00'31.378 | | | | | | | |
| 13 | 33.390 | 32.930 | 22.073 | 28.902 | 1'57.295 | 262,1 | 12:02'28.673 | | | | | | | |
| 14 | 33.262 | 32.898 | 22.262 | 28.920 | 1'57.342 | 261,5 | 12:04'26.015 | | | | | | | |

22/09/2023 P = Pits In/Out - C = Lap Time Cancelled

These data/results cannot be reproduced, stored and/or transmitted in whole or in part by any manner of electronic, mechanical, photocopying, recording, broadcasting or otherwise now known or herein after developed without the previous express consent by the copyright owner, except for reproduction in daily press and regular printed publications on sale to the public within 60 days of the event related to those data/results and always provided that copyright symbol appears together as follows below.

© DORNA WSBK ORGANIZATION Srl 2023





Tissot Aragon Round, 22-24 September 2023
Chronological Analysis Free Practice 1st Session

| | | | | | | | |
|----|---------------|--------|--------|--------|-----------|-------|--------------|
| 15 | 33.303 | 37.324 | 22.914 | 37.235 | 2'10.776P | 247,7 | 12:06'36.791 |
| 16 | 1'01.857 | 33.203 | 22.377 | 28.870 | 2'26.307P | 262,8 | 12:09'03.098 |
| 17 | 33.175 | 33.141 | 22.429 | 28.881 | 1'57.626 | 262,1 | 12:11'00.724 |

| | | | | | | | |
|----|---------------|---------------|---------------|---------------|-----------------|--------------|--------------|
| 2 | 34.367 | 34.099 | 23.018 | 28.642 | 2'00.126 | 268,0 | 11:29'30.032 |
| 3 | 34.223 | 33.399 | 22.770 | 28.622 | 1'59.014 | 272,7 | 11:31'29.046 |
| 4 | 33.807 | 33.521 | 22.679 | 28.456 | 1'58.463 | 272,7 | 11:33'27.509 |
| 5 | 33.682 | 33.390 | 22.688 | 28.671 | 1'58.431 | 272,0 | 11:35'25.940 |
| 6 | 33.878 | 33.248 | 22.664 | 28.639 | 1'58.429 | 274,8 | 11:37'24.369 |
| 7 | 34.163 | 33.279 | 22.668 | 28.565 | 1'58.675 | 272,0 | 11:39'23.044 |
| 8 | 33.802 | 33.685 | 22.747 | 37.919 | 2'08.153P | 268,7 | 11:41'31.197 |
| 9 | 4'32.449 | 34.334 | 23.259 | 28.783 | 5'58.825P | 268,0 | 11:47'30.022 |
| 10 | 34.501 | 33.510 | 22.712 | 28.559 | 1'59.282 | 270,0 | 11:49'29.304 |
| 11 | 33.701 | 33.215 | 22.617 | 28.708 | 1'58.241 | 269,3 | 11:51'27.545 |
| 12 | 33.878 | 33.204 | 22.628 | 28.604 | 1'58.314 | 269,3 | 11:53'25.859 |
| 13 | 33.781 | 33.107 | 22.452 | 28.648 | 1'57.988 | 268,7 | 11:55'23.847 |
| 14 | 33.956 | 33.293 | 22.629 | 28.733 | 1'58.611 | 270,0 | 11:57'22.458 |
| 15 | 34.515 | 33.773 | 22.998 | 36.783 | 2'08.069P | 251,2 | 11:59'30.527 |
| 16 | 4'44.384 | 34.016 | 22.910 | 29.012 | 6'10.322P | 268,0 | 12:05'40.849 |
| 17 | 34.375 | 33.565 | 22.725 | 28.846 | 1'59.511 | 266,7 | 12:07'40.360 |
| 18 | 33.601 | 33.131 | 23.553 | 28.731 | 1'59.016 | 268,7 | 12:09'39.376 |
| 19 | 34.078 | 33.366 | 22.664 | 28.799 | 1'58.907C | 268,0 | 12:11'38.283 |

| 27° 68 L. POWER [1'57.338] | | | | | | | |
|----------------------------|---------------|---------------|---------------|---------------|-----------------|--------------|--------------|
| Lap | Seg.1 | Seg.2 | Seg.3 | Seg.4 | Lap Time | km/h | Local Time |
| 1 | | 34.647 | 23.681 | 28.902 | | 265,4 | 11:27'44.658 |
| 2 | 35.207 | 33.474 | 23.084 | 30.457 | 2'02.222 | 267,3 | 11:29'46.880 |
| 3 | 35.374 | 34.080 | 22.660 | 28.584 | 2'00.698 | 266,7 | 11:31'47.578 |
| 4 | 33.650 | 33.182 | | | 2'11.442CP | 225,9 | 11:33'59.020 |
| 5 | 9'52.649 | 33.604 | 23.995 | 31.559 | 11'21.807P | 233,3 | 11:45'20.827 |
| 6 | 33.685 | 33.518 | 23.001 | 31.060 | 2'01.264 | 203,4 | 11:47'22.091 |
| 7 | 33.407 | 33.338 | 22.656 | 28.575 | 1'57.976 | 265,4 | 11:49'20.067 |
| 8 | 33.591 | 33.176 | 22.449 | 28.672 | 1'57.888 | 264,7 | 11:51'17.955 |
| 9 | 33.172 | 33.168 | 23.126 | 35.169 | 2'04.635P | 249,4 | 11:53'22.590 |
| 10 | 9'01.234 | 33.295 | 22.529 | 29.012 | 10'26.070P | 265,4 | 12:03'48.660 |
| 11 | 33.233 | 33.095 | 23.849 | 29.423 | 1'59.600 | 245,5 | 12:05'48.260 |
| 12 | 33.328 | 32.945 | 22.641 | 28.424 | 1'57.338 | 268,7 | 12:07'45.598 |
| 13 | 34.286 | 38.120 | 23.260 | 29.443 | 2'05.109 | 260,9 | 12:09'50.707 |
| 14 | 33.409 | 33.223 | 22.724 | 28.510 | 1'57.866C | 268,7 | 12:11'48.573 |

| 31° 26 M. NORRODIN [1'59.046] | | | | | | | |
|-------------------------------|---------------|---------------|---------------|---------------|-----------------|--------------|--------------|
| Lap | Seg.1 | Seg.2 | Seg.3 | Seg.4 | Lap Time | km/h | Local Time |
| 1 | | 36.775 | 23.908 | 30.477 | | 260,9 | 11:29'13.404 |
| 2 | 36.053 | 35.259 | 23.439 | 29.449 | 2'04.200C | 263,4 | 11:31'17.604 |
| 3 | 34.728 | 34.539 | 23.114 | 29.497 | 2'01.878 | 262,8 | 11:33'19.482 |
| 4 | 34.987 | 34.548 | 23.311 | 29.773 | 2'02.619C | 263,4 | 11:35'22.101 |
| 5 | 34.771 | 34.679 | 23.329 | 29.101 | 2'01.880 | 266,0 | 11:37'23.981 |
| 6 | 34.798 | 33.815 | 23.071 | 29.245 | 2'00.929 | 263,4 | 11:39'24.910 |
| 7 | 34.015 | 33.984 | 23.216 | 29.113 | 2'00.328 | 265,4 | 11:41'25.238 |
| 8 | 34.236 | 34.335 | 34.876 | 36.796 | 2'20.243P | 259,6 | 11:43'45.481 |
| 9 | 12'33.534 | 34.288 | 22.852 | 29.928 | 14'00.602P | 257,8 | 11:57'46.083 |
| 10 | 34.206 | 33.761 | 23.056 | 29.598 | 2'00.621 | 256,5 | 11:59'46.704 |
| 11 | 34.393 | 33.702 | 22.826 | 29.407 | 2'00.328 | 257,8 | 12:01'47.032 |
| 12 | 34.141 | 33.599 | 22.568 | 29.221 | 1'59.529 | 259,0 | 12:03'46.561 |
| 13 | 34.078 | 33.635 | 22.610 | 29.246 | 1'59.569 | 260,9 | 12:05'46.130 |
| 14 | 34.071 | 33.349 | 22.432 | 29.166 | 1'59.018C | 259,6 | 12:07'45.148 |
| 15 | 33.943 | 33.470 | 22.484 | 29.149 | 1'59.046 | 261,5 | 12:09'44.194 |
| 16 | 33.636 | 33.455 | 22.449 | 29.026 | 1'58.566C | 261,5 | 12:11'42.760 |

| 28° 35 L. TACCINI [1'57.932] | | | | | | | |
|------------------------------|---------------|---------------|---------------|---------------|-----------------|--------------|--------------|
| Lap | Seg.1 | Seg.2 | Seg.3 | Seg.4 | Lap Time | km/h | Local Time |
| 1 | | 35.640 | 25.390 | 35.939 | | 266,0 | 11:27'32.182 |
| 2 | 3'19.894 | 36.079 | 23.463 | 29.201 | 4'48.637P | 266,7 | 11:32'20.819 |
| 3 | 34.815 | 33.664 | 23.027 | 28.957 | 2'00.463C | 271,4 | 11:34'21.282 |
| 4 | 34.146 | 33.306 | 23.473 | 28.833 | 1'59.758 | 269,3 | 11:36'21.040 |
| 5 | 34.078 | 33.368 | 22.754 | 28.864 | 1'59.064 | 268,0 | 11:38'20.104 |
| 6 | 33.653 | 33.043 | 22.669 | 28.567 | 1'57.932 | 270,0 | 11:40'18.036 |
| 7 | 34.008 | 33.483 | 24.132 | 30.699 | 2'02.322C | 257,8 | 11:42'20.358 |
| 8 | 33.695 | 33.034 | 23.905 | 30.716 | 2'01.350 | 268,0 | 11:44'21.708 |
| 9 | 33.754 | 33.391 | 22.616 | 28.791 | 1'58.552C | 268,0 | 11:46'20.260 |
| 10 | 33.980 | 33.511 | 22.885 | 35.411 | 2'05.787P | 268,7 | 11:48'26.047 |
| 11 | 11'55.684 | 33.542 | 22.758 | 29.597 | 13'21.581CP | 255,9 | 12:01'47.628 |
| 12 | 33.853 | 33.677 | 22.764 | 30.068 | 2'00.362 | 248,3 | 12:03'47.990 |
| 13 | 33.562 | 33.344 | 22.554 | 28.839 | 1'58.299 | 270,7 | 12:05'46.289 |
| 14 | 34.464 | 34.783 | 23.637 | 30.959 | 2'03.843 | 235,3 | 12:07'50.132 |

| 32° 98 M. ABE [2'07.036] | | | | | | | |
|--------------------------|---------------|---------------|---------------|---------------|-----------------|--------------|--------------|
| Lap | Seg.1 | Seg.2 | Seg.3 | Seg.4 | Lap Time | km/h | Local Time |
| 1 | | 36.507 | 25.274 | 31.831 | | 262,8 | 11:28'32.278 |
| 2 | 37.266 | 34.981 | 23.851 | 30.938 | 2'07.036 | 266,7 | 11:30'39.314 |

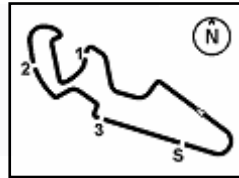
| 29° 51 A. SARMOON [1'57.956] | | | | | | | |
|------------------------------|---------------|---------------|---------------|---------------|-----------------|--------------|--------------|
| Lap | Seg.1 | Seg.2 | Seg.3 | Seg.4 | Lap Time | km/h | Local Time |
| 1 | | 36.415 | 25.334 | 30.319 | | 262,1 | 11:27'19.601 |
| 2 | 37.667 | 34.078 | 22.998 | 28.901 | 2'03.644 | 269,3 | 11:29'23.245 |
| 3 | 34.045 | 34.026 | 23.185 | 28.896 | 2'00.152 | 267,3 | 11:31'23.397 |
| 4 | 34.052 | 33.943 | | | 2'24.910 | 247,1 | 11:33'48.307 |
| 5 | 34.709 | 33.542 | 22.743 | 29.020 | 2'00.014 | 268,0 | 11:35'48.321 |
| 6 | 34.148 | 33.802 | 23.152 | 28.928 | 2'00.030 | 267,3 | 11:37'48.351 |
| 7 | 34.049 | 33.652 | 22.786 | 28.916 | 1'59.403 | 265,4 | 11:39'47.754 |
| 8 | 34.427 | 33.961 | 23.048 | 29.372 | 2'00.808 | 265,4 | 11:41'48.562 |
| 9 | 33.854 | 33.382 | 23.209 | 28.844 | 1'59.289 | 264,7 | 11:43'47.851 |
| 10 | 34.441 | 33.695 | 23.096 | 37.902 | 2'09.134P | 261,5 | 11:45'56.985 |
| 11 | 10'23.119 | 35.019 | 25.480 | 29.199 | 11'52.817P | 262,8 | 11:57'49.802 |
| 12 | 33.515 | 33.245 | 22.466 | 28.730 | 1'57.956 | 262,1 | 11:59'47.758 |
| 13 | 34.129 | 33.765 | 22.781 | 29.806 | 2'00.481 | 269,3 | 12:01'48.239 |
| 14 | 33.418 | 33.791 | 22.682 | 30.868 | 2'00.759 | 264,1 | 12:03'48.998 |
| 15 | 33.470 | 33.058 | 23.095 | 28.699 | 1'58.322 | 268,7 | 12:05'47.320 |
| 16 | 33.462 | 33.512 | 22.507 | 28.708 | 1'58.189 | 266,7 | 12:07'45.509 |
| 17 | 33.798 | 33.458 | 22.564 | 28.604 | 1'58.424 | 269,3 | 12:09'43.933 |
| 18 | 33.650 | 33.352 | 23.539 | 35.149 | 2'05.690C | 265,4 | 12:11'49.623 |

| 30° 16 Y. OKAYA [1'57.988] | | | | | | | |
|----------------------------|-------|--------|--------|--------|----------|-------|--------------|
| Lap | Seg.1 | Seg.2 | Seg.3 | Seg.4 | Lap Time | km/h | Local Time |
| 1 | | 35.188 | 23.788 | 28.931 | | 268,0 | 11:27'29.906 |

22/09/2023 P = Pits In/Out - C = Lap Time Cancelled

These data/results cannot be reproduced, stored and/or transmitted in whole or in part by any manner of electronic, mechanical, photocopying, recording, broadcasting or otherwise now known or herein after developed without the previous express consent by the copyright owner, except for reproduction in daily press and regular printed publications on sale to the public within 60 days of the event related to those data/results and always provided that copyright symbol appears together as follows below.

© DORNA WSBK ORGANIZATION Srl 2023

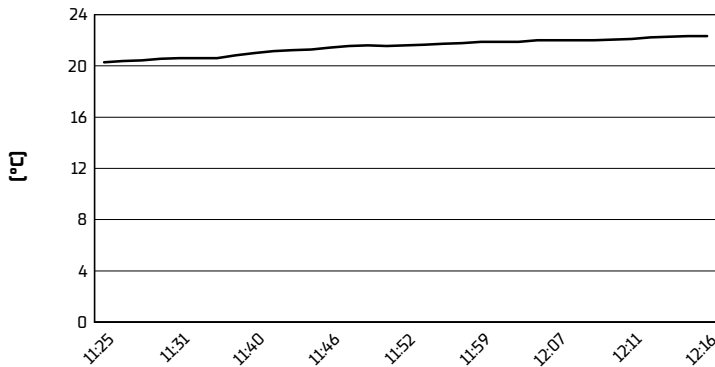


MotorLand Aragon 5.077 m

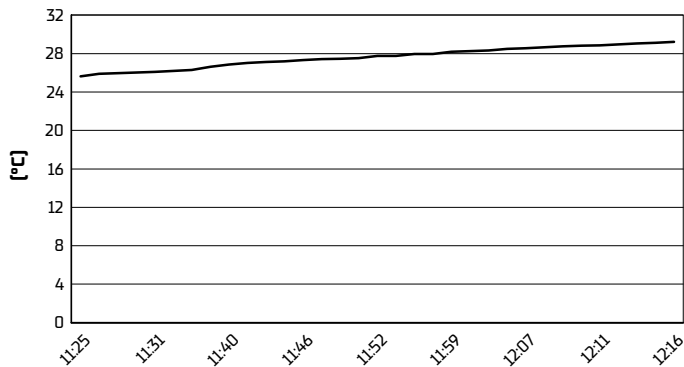
Tissot Aragon Round, 22-24 September 2023
Weather Report Free Practice 1st Session

Session started 11:25 - Session ended 12:16

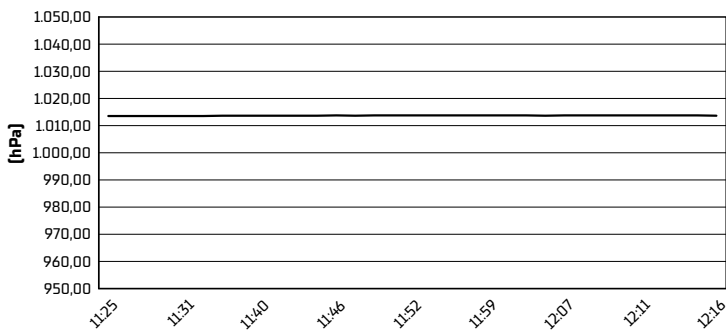
Air Temperature



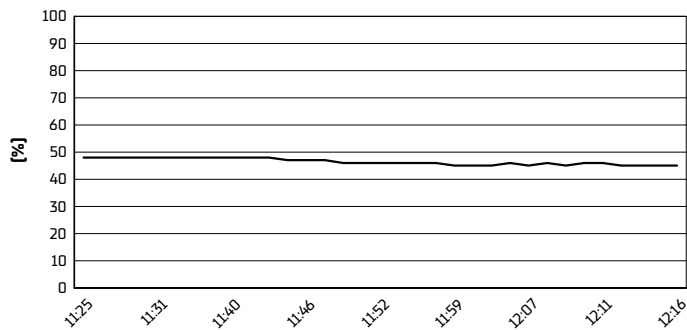
Track Temperature



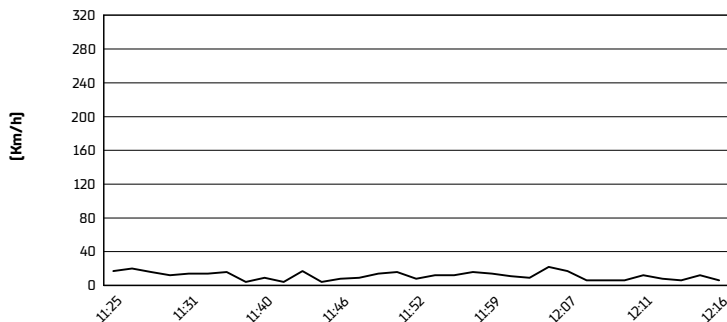
Air Pressure



Humidity



Wind Speed



Wind Direction



22/09/2023

These data/results cannot be reproduced, stored and/or transmitted in whole or in part by any manner of electronic, mechanical, photocopying, recording, broadcasting or otherwise now known or herein after developed without the previous express consent by the copyright owner, except for reproduction in daily press and regular printed publications on sale to the public within 60 days of the event related to those data/results and always provided that copyright symbol appears together as follows below.

© DORNA WSBK ORGANIZATION Srl 2023