

Tissot Aragon Round, 22-24 September 2023
Results Free Practice 2nd Session

No.	Rider	Nat	Team	Bike	Class	Time	Gap	Rel.	Laps	Speed	
										Avg	Max
1	11 N. BULEGA	ITA	Aruba.it Racing WorldSSP Team	Ducati Panigale V2		1'53.671			19	160,790	272,0
2	64 F. CARICASULO	ITA	Althea Racing Team	Ducati Panigale V2		1'53.858	0.187	0.187	18	160,526	275,5
3	62 S. MANZI	ITA	Ten Kate Racing Yamaha	Yamaha YZF R6		1'53.966	0.295	0.108	18	160,374	270,0
4	9 J. NAVARRO	ESP	Ten Kate Racing Yamaha	Yamaha YZF R6		1'54.137	0.466	0.171	17	160,134	278,4
5	23 M. SCHROETTER	GER	MV Agusta Reparto Corse	MV Agusta F3 800 RR		1'54.501	0.830	0.364	18	159,625	275,5
6	66 N. TUULI	FIN	PTR Triumph	Triumph Street Triple RS 765		1'54.506	0.835	0.005	14	159,618	274,1
7	99 A. HUERTAS	ESP	MTM Kawasaki	Kawasaki ZX-6R		1'54.538	0.867	0.032	19	159,573	273,4
8	94 V. DEBISE	FRA	GMT94 Yamaha	Yamaha YZF R6		1'54.673	1.002	0.135	14	159,385	268,7
9	54 B. SOFUOGLU	TUR	MV Agusta Reparto Corse	MV Agusta F3 800 RR		1'54.859	1.188	0.186	20	159,127	274,1
10	3 R. DE ROSA	ITA	Orelac Racing Verdnatura	Ducati Panigale V2		1'54.878	1.207	0.019	15	159,101	269,3
11	48 L. DALLA PORTA	ITA	Evan Bros. WorldSSP Yamaha Team	Yamaha YZF R6		1'54.943	1.272	0.065	16	159,011	272,7
12	28 G. VAN STRAALEN	NED	EAB Racing Team	Yamaha YZF R6		1'54.954	1.283	0.011	16	158,996	272,0
13	55 Y. MONTELLA	ITA	Barni Spark Racing Team	Ducati Panigale V2		1'54.993	1.322	0.039	16	158,942	271,4
14	27 A. DIAZ	ESP	Arco Yart Yamaha WorldSSP	Yamaha YZF R6	*	1'55.208	1.537	0.215	17	158,645	269,3
15	29 N. SPINELLI	ITA	VFT Racing WEBIKE Yamaha	Yamaha YZF R6		1'55.392	1.721	0.184	17	158,392	266,7
16	76 J. GIRAL	ESP	Ducati Zaragoza	Ducati Panigale V2		1'55.541	1.870	0.149	6	158,188	267,3
17	72 Y. RUIZ	ESP	MDR Offtec Yamaha	Yamaha YZF R6		1'55.549	1.878	0.008	18	158,177	265,4
18	69 T. BOOTH-AMOS	GBR	Motozoo ME AIR Racing	Kawasaki ZX-6R	*	1'55.551	1.880	0.002	13	158,174	268,0
19	17 J. MCPHEE	GBR	D34G Racing	Ducati Panigale V2		1'55.578	1.907	0.027	17	158,137	274,8
20	41 H. GARZO VICENT	ESP	Yamaha Thailand Racing Team	Yamaha YZF R6		1'55.654	1.983	0.076	15	158,033	270,7
21	50 O. VOSTATEK	CZE	PTR Triumph	Triumph Street Triple RS 765		1'55.896	2.225	0.242	16	157,703	272,0
22	61 C. ONCU	TUR	Kawasaki Puccetti Racing	Kawasaki ZX-6R		1'55.960	2.289	0.064	16	157,616	268,7
23	22 F. FULIGNI	ITA	Orelac Racing Verdnatura	Ducati Panigale V2	*	1'56.159	2.488	0.199	16	157,346	269,3
24	71 T. EDWARDS	AUS	Yart-Yamaha WorldSSP Team	Yamaha YZF R6	*	1'56.188	2.517	0.029	18	157,307	272,0
25	95 T. MACKENZIE	GBR	PETRONAS MIE Racing Honda Team	Honda CBR600RR		1'56.228	2.557	0.040	12	157,253	263,4
26	73 M. KOFLER	AUT	D34G Racing	Ducati Panigale V2	*	1'56.278	2.607	0.050	17	157,185	274,8
27	51 A. SARMOON	THA	Yamaha Thailand Racing Team	Yamaha YZF R6		1'56.580	2.909	0.302	16	156,778	268,0
28	68 L. POWER	AUS	Motozoo ME AIR Racing	Kawasaki ZX-6R	*	1'57.164	3.493	0.584	13	155,997	263,4
29	16 Y. OKAYA	JPN	ProDina Kawasaki Racing	Kawasaki ZX-6R	*	1'57.197	3.526	0.033	18	155,953	271,4
30	26 M. NORRODIN	MAS	PETRONAS MIE Racing Honda Team	Honda CBR600RR		1'57.907	4.236	0.710	14	155,014	262,1
31	35 L. TACCINI	ITA	Vince64 by Puccetti Racing	Kawasaki ZX-6R		1'59.180	5.509	1.273	12	153,358	266,7
----- Out 105% in this Session -----											
32	98 M. ABE	JPN	VFT Racing WEBIKE Yamaha	Yamaha YZF R6	*	2'00.841	7.170	1.661	10	151,250	267,3

Qualifying Lap Time (105% of 1'53.671): 1'59.355

* WorldSSP Challenge

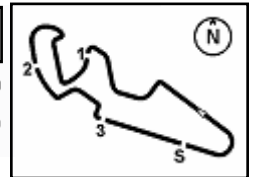
AIR	Humidity:	31%	Temp:	25°C
TRACK	Condition:	Dry	Temp:	35°C

Records	Pole	(SP)	2022	L.Baldassarri	1'52.706	162,170	Km/h
	Race	(RC2)	2022	D.Aegerter	1'53.639	160,840	Km/h
	All Times	(SP)	2022	L.Baldassarri	1'52.706	162,170	Km/h

Start 22/09/2023 16:00 End 16:52 The results are provisional until the end of the time limit for protests and appeals and the completion of the technical checks.

These data/results cannot be reproduced, stored and/or transmitted in whole or in part by any manner of electronic, mechanical, photocopying, recording, broadcasting or otherwise now known or herein after developed without the previous express consent by the copyright owner, except for reproduction in daily press and regular printed publications on sale to the public within 60 days of the event related to those data/results and always provided that copyright symbol appears together as follows below.

© DORNA WSBK ORGANIZATION Srl 2023



Tissot Aragon Round, 22-24 September 2023
Results Free Practice 2nd Session

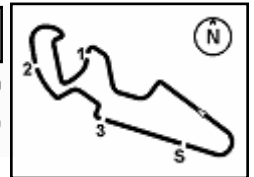
Session Highlights

Local Time	No. Rider	Description
16.00.00		Start
16.00.08		WorldSSP Pit Intervention Time: 1min 11secs
16.05.07	71 T. EDWARDS	Lap Cancelled [1'58.055] - Exceeded Track Limits - Turn 10
16.05.41	76 J. GIRAL	Lap Cancelled [1'56.934] - Exceeded Track Limits - Turn 10
16.10.40	27 A. DIAZ	Lap Cancelled [1'56.875] - Exceeded Track Limits - Turn 10
16.11.43	69 T. BOOTH-AMOS	Lap Cancelled [1'55.408] - Exceeded Track Limits - Turn 15
16.12.42	16 Y. OKAYA	Lap Cancelled [1'58.324] - Exceeded Track Limits - Turn 15
16.18.12	54 B. SOFUOGLU	Lap Cancelled [1'55.361] - Exceeded Track Limits - Turn 10
16.18.20	22 F. FULIGNI	Lap Cancelled [1'57.897] - Exceeded Track Limits - Turn 17
16.21.02	76 J. GIRAL	Crashed - Turn 3
16.24.12	54 B. SOFUOGLU	Lap Cancelled [1'55.677] - Exceeded Track Limits - Turn 10
16.24.45	16 Y. OKAYA	Lap Cancelled [1'58.001] - Exceeded Track Limits - Turn 15
16.26.18	62 S. MANZI	Lap Cancelled [1'59.529] - Yellow Flag - Turn 3
16.26.23	94 V. DEBISE	Lap Cancelled [2'02.866] - Yellow Flag - Turn 3
16.26.28	72 Y. RUIZ	Lap Cancelled [1'55.842] - Yellow Flag - Turn 3
16.26.33	28 G. VAN STRAALLEN	Lap Cancelled [9'47.736] - Yellow Flag - Turn 3
16.26.38	11 N. BULEGA	Lap Cancelled [2'04.189] - Yellow Flag - Turn 3
16.26.43	55 Y. MONTELLA	Lap Cancelled [1'55.062] - Yellow Flag - Turn 3
16.26.48	16 Y. OKAYA	Lap Cancelled [1'58.001] - Yellow Flag - Turn 3
16.26.53	27 A. DIAZ	Lap Cancelled [2'04.706] - Yellow Flag - Turn 3
16.26.58	26 M. NORRODIN	Lap Cancelled [1'58.779] - Yellow Flag - Turn 3
16.27.03	64 F. CARICASULO	Lap Cancelled [6'32.476] - Yellow Flag - Turn 3
16.27.08	54 B. SOFUOGLU	Lap Cancelled [1'55.677] - Yellow Flag - Turn 3
16.27.13	17 J. MCPHEE	Lap Cancelled [2'12.415] - Yellow Flag - Turn 3
16.27.18	35 L. TACCINI	Lap Cancelled [1'59.826] - Yellow Flag - Turn 3
16.27.23	99 A. HUERTAS	Lap Cancelled [1'55.371] - Yellow Flag - Turn 3
16.27.28	9 J. NAVARRO	Lap Cancelled [2'04.164] - Yellow Flag - Turn 3
16.27.33	62 S. MANZI	Lap Cancelled [1'54.733] - Yellow Flag - Turn 3
16.27.38	72 Y. RUIZ	Lap Cancelled [1'55.555] - Yellow Flag - Turn 3
16.27.43	71 T. EDWARDS	Lap Cancelled [1'56.808] - Yellow Flag - Turn 3
16.27.48	73 M. KOFLER	Lap Cancelled [8'28.911] - Yellow Flag - Turn 3
16.27.53	48 L. DALLA PORTA	Lap Cancelled [9'46.339] - Yellow Flag - Turn 3
16.27.58	29 N. SPINELLI	Lap Cancelled [8'31.791] - Yellow Flag - Turn 3
16.28.03	28 G. VAN STRAALLEN	Lap Cancelled [1'56.604] - Yellow Flag - Turn 3
16.28.08	50 O. VOSTATEK	Lap Cancelled [10'30.426] - Yellow Flag - Turn 3
16.28.13	62 S. MANZI	Lap Cancelled [1'54.683] - Exceeded Track Limits - Turn 13
16.28.18	28 G. VAN STRAALLEN	Lap Cancelled [1'55.394] - Exceeded Track Limits - Turn 17
16.28.23	35 L. TACCINI	Lap Cancelled [1'59.083] - Exceeded Track Limits - Turn 10
16.28.42	62 S. MANZI	Lap Cancelled [2'04.537] - Exceeded Track Limits - Turn 10
16.31.19	68 L. POWER	Lap Cancelled [1'57.104] - Exceeded Track Limits - Turn 10
16.32.00	76 J. GIRAL	Medical Centre
16.36.19	27 A. DIAZ	Lap Cancelled [2'11.233] - Exceeded Track Limits - Turn 10
16.36.46	23 M. SCHROETTER	Lap Cancelled [2'01.322] - Exceeded Track Limits - Turn 13
16.40.07	54 B. SOFUOGLU	Lap Cancelled [1'54.868] - Exceeded Track Limits - Turn 17
16.41.45	94 V. DEBISE	Crashed - Turn 14
16.42.00	94 V. DEBISE	Re-joined
16.43.01	68 L. POWER	Crashed - Turn 2
16.44.32	16 Y. OKAYA	Lap Cancelled [3'04.011] - Yellow Flag - Turn 14-15
16.44.37	29 N. SPINELLI	Lap Cancelled [2'02.198] - Yellow Flag - Turn 14-15
16.44.42	61 C. ONCU	Lap Cancelled [2'02.321] - Yellow Flag - Turn 14-15
16.44.47	54 B. SOFUOGLU	Lap Cancelled [1'55.183] - Yellow Flag - Turn 14-15
16.44.52	3 R. DE ROSA	Lap Cancelled [1'54.805] - Yellow Flag - Turn 14-15
16.44.57	69 T. BOOTH-AMOS	Lap Cancelled [1'55.044] - Exceeded Track Limits - Turn 10
16.45.06	68 L. POWER	Medical Centre
16.45.07	71 T. EDWARDS	Lap Cancelled [1'59.211] - Exceeded Track Limits - Turn 17
16.45.40	66 N. TUULI	Crashed - Turn 9

22/09/2023 Start 16:00 End 16:52 The results are provisional until the end of the time limit for protests and appeals and the completion of the technical checks.

These data/results cannot be reproduced, stored and/or transmitted in whole or in part by any manner of electronic, mechanical, photocopying, recording, broadcasting or otherwise now known or herein after developed without the previous express consent by the copyright owner, except for reproduction in daily press and regular printed publications on sale to the public within 60 days of the event related to those data/results and always provided that copyright symbol appears together as follows below.

© DORNA WSBK ORGANIZATION Srl 2023



Tissot Aragon Round, 22-24 September 2023
Results Free Practice 2nd Session

16.46.50	71 T. EDWARDS	Lap Cancelled [2'04.526] - Exceeded Track Limits - Turn 10
16.46.55	16 Y. OKAYA	Lap Cancelled [1'58.196] - Yellow Flag - Turn 2
16.47.00	29 N. SPINELLI	Lap Cancelled [1'59.114] - Yellow Flag - Turn 2
16.47.05	61 C. ONCU	Lap Cancelled [1'57.492] - Yellow Flag - Turn 2
16.47.10	54 B. SOFUOGLU	Lap Cancelled [1'56.508] - Yellow Flag - Turn 2
16.47.15	3 R. DE ROSA	Lap Cancelled [1'54.904] - Yellow Flag - Turn 2
16.47.20	50 O. VOSTATEK	Lap Cancelled [1'56.258] - Yellow Flag - Turn 2
16.47.24	9 J. NAVARRO	Lap Cancelled [1'54.699] - Yellow Flag - Turn 2
16.47.29	26 M. NORRODIN	Lap Cancelled [1'58.871] - Yellow Flag - Turn 2
16.47.35	41 H. GARZO VICENT	Lap Cancelled [2'07.834] - Yellow Flag - Turn 2
16.47.40	62 S. MANZI	Lap Cancelled [1'54.959] - Yellow Flag - Turn 2
16.47.45	99 A. HUERTAS	Lap Cancelled [1'55.441] - Yellow Flag - Turn 2
16.47.50	73 M. KOFLER	Lap Cancelled [1'59.332] - Yellow Flag - Turn 2
16.47.55	69 T. BOOTH-AMOS	Lap Cancelled [1'55.108] - Yellow Flag - Turn 2
16.48.00	48 L. DALLA PORTA	Lap Cancelled [1'56.431] - Yellow Flag - Turn 2
16.48.05	55 Y. MONTELLA	Lap Cancelled [1'55.720] - Yellow Flag - Turn 2
16.48.10	17 J. MCPHEE	Lap Cancelled [1'56.018] - Yellow Flag - Turn 2
16.48.15	64 F. CARICASULO	Lap Cancelled [1'54.885] - Yellow Flag - Turn 2
16.48.20	51 A. SARMOON	Lap Cancelled [2'05.340] - Yellow Flag - Turn 2
16.48.25	22 F. FULIGNI	Lap Cancelled [1'56.609] - Yellow Flag - Turn 2
16.48.30	71 T. EDWARDS	Lap Cancelled [2'04.526] - Yellow Flag - Turn 2
16.48.35	95 T. MACKENZIE	Lap Cancelled [2'07.160] - Yellow Flag - Turn 2
16.48.40	27 A. DIAZ	Lap Cancelled [2'05.776] - Yellow Flag - Turn 2
16.50.27	54 B. SOFUOGLU	Lap Cancelled [1'55.557] - Yellow Flag - Turn 9-10
16.50.32	3 R. DE ROSA	Lap Cancelled [1'55.094] - Yellow Flag - Turn 9-10
16.52.01		End Of Session

Fastest Laps Sequence

No.	Rider	Nat	Team	Bike	Local Time	Time	Gap	Avg
94	V. DEBISE	FRA	GMT94 Yamaha	Yamaha YZF R6	16:03'51.162	1'55.211		158,641
23	M. SCHROETTER	GER	MV Agusta Reparto Corse	MV Agusta F3 800 RR	16:04'19.190	1'55.165	-0.046	158,704
11	N. BULEGA	ITA	Aruba.it Racing WorldSSP Team	Ducati Panigale V2	16:05'35.540	1'54.564	-0.601	159,537
11	N. BULEGA	ITA	Aruba.it Racing WorldSSP Team	Ducati Panigale V2	16:07'29.741	1'54.201	-0.363	160,044
11	N. BULEGA	ITA	Aruba.it Racing WorldSSP Team	Ducati Panigale V2	16:11'18.138	1'54.108	-0.093	160,175
11	N. BULEGA	ITA	Aruba.it Racing WorldSSP Team	Ducati Panigale V2	16:33'06.414	1'53.671	-0.437	160,790

Start 16:00 End 16:52 The results are provisional until the end of the time limit for protests and appeals and the completion of the technical checks.

These data/results cannot be reproduced, stored and/or transmitted in whole or in part by any manner of electronic, mechanical, photocopying, recording, broadcasting or otherwise now known or herein after developed without the previous express consent by the copyright owner, except for reproduction in daily press and regular printed publications on sale to the public within 60 days of the event related to those data/results and always provided that copyright symbol appears together as follows below.

© DORNA WSBK ORGANIZATION Srl 2023

Tissot Aragon Round, 22-24 September 2023
Free Practices Combined Results after FP2

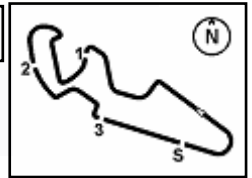
No.	Rider	Nat	Team	Bike	Class	FP1	FP2	Time	Gap	Rel.	Avg	LL
1	11 N. BULEGA	ITA	Aruba.it Racing WorldSSP Team	Ducati Panigale V2		1'54.043	1'53.671	1'53.671			160,790	35
2	64 F. CARICASULO	ITA	Althea Racing Team	Ducati Panigale V2		1'54.555	1'53.858	1'53.858	0.187	0.187	160,526	34
3	62 S. MANZI	ITA	Ten Kate Racing Yamaha	Yamaha YZF R6		1'54.557	1'53.966	1'53.966	0.295	0.108	160,374	35
4	9 J. NAVARRO	ESP	Ten Kate Racing Yamaha	Yamaha YZF R6		1'55.135	1'54.137	1'54.137	0.466	0.171	160,134	27
5	99 A. HUERTAS	ESP	MTM Kawasaki	Kawasaki ZX-6R		1'54.419	1'54.538	1'54.419	0.748	0.282	159,739	34
6	23 M. SCHROETTER	GER	MV Agusta Reparto Corse	MV Agusta F3 800 RR		1'55.072	1'54.501	1'54.501	0.830	0.082	159,625	31
7	66 N. TUULI	FIN	PTR Triumph	Triumph Street Triple RS 765		1'55.268	1'54.506	1'54.506	0.835	0.005	159,618	29
8	94 V. DEBISE	FRA	GMT94 Yamaha	Yamaha YZF R6		1'55.273	1'54.673	1'54.673	1.002	0.167	159,385	31
9	54 B. SOFUOGLU	TUR	MV Agusta Reparto Corse	MV Agusta F3 800 RR		1'54.978	1'54.859	1'54.859	1.188	0.186	159,127	38
10	3 R. DE ROSA	ITA	Orelac Racing Verdatura	Ducati Panigale V2		1'55.077	1'54.878	1'54.878	1.207	0.019	159,101	31
11	48 L. DALLA PORTA	ITA	Evan Bros. WorldSSP Yamaha Team	Yamaha YZF R6		1'56.549	1'54.943	1'54.943	1.272	0.065	159,011	32
12	28 G. VAN STRAALEN	NED	EAB Racing Team	Yamaha YZF R6		1'55.192	1'54.954	1'54.954	1.283	0.011	158,996	32
13	55 Y. MONTELLA	ITA	Barni Spark Racing Team	Ducati Panigale V2		1'54.998	1'54.993	1'54.993	1.322	0.039	158,942	32
14	27 A. DIAZ	ESP	Arco Yart Yamaha WorldSSP	Yamaha YZF R6	*	1'57.250	1'55.208	1'55.208	1.537	0.215	158,645	33
15	69 T. BOOTH-AMOS	GBR	Motozoo ME AIR Racing	Kawasaki ZX-6R	*	1'55.390	1'55.551	1'55.390	1.719	0.182	158,395	26
16	29 N. SPINELLI	ITA	VFT Racing WEBIKE Yamaha	Yamaha YZF R6		1'56.797	1'55.392	1'55.392	1.721	0.002	158,392	31
17	76 J. GIRAL	ESP	Ducati Zaragoza	Ducati Panigale V2		1'56.746	1'55.541	1'55.541	1.870	0.149	158,188	21
18	72 Y. RUIZ	ESP	MDR Dfftec Yamaha	Yamaha YZF R6		1'56.654	1'55.549	1'55.549	1.878	0.008	158,177	37
19	17 J. MCPHEE	GBR	D34G Racing	Ducati Panigale V2		1'56.267	1'55.578	1'55.578	1.907	0.029	158,137	32
20	41 H. GARZO VICENT	ESP	Yamaha Thailand Racing Team	Yamaha YZF R6		1'56.702	1'55.654	1'55.654	1.983	0.076	158,033	31
21	50 D. VOSTATEK	CZE	PTR Triumph	Triumph Street Triple RS 765		1'55.968	1'55.896	1'55.896	2.225	0.242	157,703	33
22	61 C. ONCU	TUR	Kawasaki Puccetti Racing	Kawasaki ZX-6R		1'56.963	1'55.960	1'55.960	2.289	0.064	157,616	31
23	22 F. FULIGNI	ITA	Orelac Racing Verdatura	Ducati Panigale V2	*	1'57.198	1'56.159	1'56.159	2.488	0.199	157,346	32
24	71 T. EDWARDS	AUS	Yart-Yamaha WorldSSP Team	Yamaha YZF R6	*	1'56.899	1'56.188	1'56.188	2.517	0.029	157,307	32
25	95 T. MACKENZIE	GBR	PETRONAS MIE Racing Honda Team	Honda CBR600RR		1'56.763	1'56.228	1'56.228	2.557	0.040	157,253	26
26	73 M. KOFLER	AUT	D34G Racing	Ducati Panigale V2	*	1'56.963	1'56.278	1'56.278	2.607	0.050	157,185	34
27	51 A. SARMOON	THA	Yamaha Thailand Racing Team	Yamaha YZF R6		1'57.956	1'56.580	1'56.580	2.909	0.302	156,778	33
28	68 L. POWER	AUS	Motozoo ME AIR Racing	Kawasaki ZX-6R	*	1'57.338	1'57.164	1'57.164	3.493	0.584	155,997	26
29	16 Y. OKAYA	JPN	ProDina Kawasaki Racing	Kawasaki ZX-6R	*	1'57.988	1'57.197	1'57.197	3.526	0.033	155,953	36
30	26 M. NORRODIN	MAS	PETRONAS MIE Racing Honda Team	Honda CBR600RR		1'59.046	1'57.907	1'57.907	4.236	0.710	155,014	29
31	35 L. TACCINI	ITA	Vince64 by Puccetti Racing	Kawasaki ZX-6R		1'57.932	1'59.180	1'57.932	4.261	0.025	154,981	25
32	98 M. ABE	JPN	VFT Racing WEBIKE Yamaha	Yamaha YZF R6	*	2'07.036	2'00.841	2'00.841	7.170	2.909	151,250	11

* WorldSSP Challenge

22/09/2023

These data/results cannot be reproduced, stored and/or transmitted in whole or in part by any manner of electronic, mechanical, photocopying, recording, broadcasting or otherwise now known or herein after developed without the previous express consent by the copyright owner, except for reproduction in daily press and regular printed publications on sale to the public within 60 days of the event related to those data/results and always provided that copyright symbol appears together as follows below.

© DORNA WSBK ORGANIZATION Srl 2023



Tissot Aragon Round, 22-24 September 2023
Best Sectors & Speed Free Practice 2nd Session

MotorLand Aragon 5.077 m

BEST LAP		
1	11 N. BULEGA	Ducati Panigale V2 1'53.671
2	64 F. CARICASULO	Ducati Panigale V2 1'53.858
3	62 S. MANZI	Yamaha YZF R6 1'53.966
4	9 J. NAVARRO	Yamaha YZF R6 1'54.137
5	23 M. SCHROETTER	MV Agusta F3 800 RR 1'54.501
6	66 N. TUULI	Triumph Street Triple RS 765 1'54.506
7	99 A. HUERTAS	Kawasaki ZX-6R 1'54.538
8	94 V. DEBISE	Yamaha YZF R6 1'54.673
9	54 B. SOFUOGLU	MV Agusta F3 800 RR 1'54.859
10	3 R. DE ROSA	Ducati Panigale V2 1'54.878
11	48 L. DALLA PORTA	Yamaha YZF R6 1'54.943
12	28 G. VAN STRAALEN	Yamaha YZF R6 1'54.954
13	55 Y. MONTELLA	Ducati Panigale V2 1'54.993
14	27 A. DIAZ	Yamaha YZF R6 1'55.208
15	29 N. SPINELLI	Yamaha YZF R6 1'55.392
16	76 J. GIRAL	Ducati Panigale V2 1'55.541
17	72 Y. RUIZ	Yamaha YZF R6 1'55.549
18	69 T. BOOTH-AMOS	Kawasaki ZX-6R 1'55.551
19	17 J. MCPHEE	Ducati Panigale V2 1'55.578
20	41 H. GARZO VICENT	Yamaha YZF R6 1'55.654
21	50 D. VOSTATEK	Triumph Street Triple RS 765 1'55.896
22	61 C. ONCU	Kawasaki ZX-6R 1'55.960
23	22 F. FULIGNI	Ducati Panigale V2 1'56.159
24	71 T. EDWARDS	Yamaha YZF R6 1'56.188
25	95 T. MACKENZIE	Honda CBR600RR 1'56.228
26	73 M. KOFLER	Ducati Panigale V2 1'56.278
27	51 A. SARMOON	Yamaha YZF R6 1'56.580
28	68 L. POWER	Kawasaki ZX-6R 1'57.164
29	16 Y. OKAYA	Kawasaki ZX-6R 1'57.197
30	26 M. NORRODIN	Honda CBR600RR 1'57.907
31	35 L. TACCINI	Kawasaki ZX-6R 1'59.180
32	98 M. ABE	Yamaha YZF R6 2'00.841

SPEED		
1	9 J. NAVARRO	Yamaha YZF R6 278,4
2	23 M. SCHROETTER	MV Agusta F3 800 RR 275,5
3	64 F. CARICASULO	Ducati Panigale V2 275,5
4	17 J. MCPHEE	Ducati Panigale V2 274,8
5	73 M. KOFLER	Ducati Panigale V2 274,8
6	66 N. TUULI	Triumph Street Triple RS 765 274,1
7	54 B. SOFUOGLU	MV Agusta F3 800 RR 274,1
8	99 A. HUERTAS	Kawasaki ZX-6R 273,4
9	48 L. DALLA PORTA	Yamaha YZF R6 272,7
10	28 G. VAN STRAALEN	Yamaha YZF R6 272,0
11	71 T. EDWARDS	Yamaha YZF R6 272,0
12	11 N. BULEGA	Ducati Panigale V2 272,0
13	50 D. VOSTATEK	Triumph Street Triple RS 765 272,0
14	55 Y. MONTELLA	Ducati Panigale V2 271,4
15	16 Y. OKAYA	Kawasaki ZX-6R 271,4
16	41 H. GARZO VICENT	Yamaha YZF R6 270,7
17	62 S. MANZI	Yamaha YZF R6 270,0
18	3 R. DE ROSA	Ducati Panigale V2 269,3
19	22 F. FULIGNI	Ducati Panigale V2 269,3
20	27 A. DIAZ	Yamaha YZF R6 269,3
21	94 V. DEBISE	Yamaha YZF R6 268,7
22	61 C. ONCU	Kawasaki ZX-6R 268,7
23	51 A. SARMOON	Yamaha YZF R6 268,0
24	69 T. BOOTH-AMOS	Kawasaki ZX-6R 268,0
25	76 J. GIRAL	Ducati Panigale V2 267,3
26	98 M. ABE	Yamaha YZF R6 267,3
27	35 L. TACCINI	Kawasaki ZX-6R 266,7
28	29 N. SPINELLI	Yamaha YZF R6 266,7
29	72 Y. RUIZ	Yamaha YZF R6 265,4
30	68 L. POWER	Kawasaki ZX-6R 263,4
31	95 T. MACKENZIE	Honda CBR600RR 263,4
32	26 M. NORRODIN	Honda CBR600RR 262,1

SEG. 1	
1	11 N. BULEGA 32.214
2	62 S. MANZI 32.222
3	9 J. NAVARRO 32.332
4	28 G. VAN STRAALEN 32.439
5	99 A. HUERTAS 32.447
6	64 F. CARICASULO 32.452
7	66 N. TUULI 32.453
8	69 T. BOOTH-AMOS 32.466
9	3 R. DE ROSA 32.478
10	94 V. DEBISE 32.488
11	27 A. DIAZ 32.541
12	55 Y. MONTELLA 32.556
13	48 L. DALLA PORTA 32.600
14	54 B. SOFUOGLU 32.646
15	41 H. GARZO VICENT 32.651
16	29 N. SPINELLI 32.655
17	23 M. SCHROETTER 32.658
18	76 J. GIRAL 32.718
19	17 J. MCPHEE 32.736
20	72 Y. RUIZ 32.769
21	71 T. EDWARDS 32.808
22	50 D. VOSTATEK 32.849
23	73 M. KOFLER 32.871
24	22 F. FULIGNI 32.882
25	61 C. ONCU 32.928
26	95 T. MACKENZIE 32.941
27	68 L. POWER 33.031
28	51 A. SARMOON 33.052
29	16 Y. OKAYA 33.268
30	26 M. NORRODIN 33.323
31	35 L. TACCINI 33.410
32	98 M. ABE 34.593

SEG. 2	
1	11 N. BULEGA 31.740
2	64 F. CARICASULO 31.830
3	62 S. MANZI 31.972
4	9 J. NAVARRO 31.985
5	94 V. DEBISE 32.003
6	23 M. SCHROETTER 32.023
7	66 N. TUULI 32.055
8	48 L. DALLA PORTA 32.086
9	99 A. HUERTAS 32.088
10	28 G. VAN STRAALEN 32.109
11	3 R. DE ROSA 32.137
12	69 T. BOOTH-AMOS 32.182
13	55 Y. MONTELLA 32.197
14	54 B. SOFUOGLU 32.215
15	41 H. GARZO VICENT 32.295
16	72 Y. RUIZ 32.314
17	29 N. SPINELLI 32.325
18	17 J. MCPHEE 32.392
19	95 T. MACKENZIE 32.464
20	27 A. DIAZ 32.471
21	50 D. VOSTATEK 32.481
22	76 J. GIRAL 32.494
23	61 C. ONCU 32.526
24	71 T. EDWARDS 32.551
25	73 M. KOFLER 32.599
26	22 F. FULIGNI 32.693
27	51 A. SARMOON 32.751
28	68 L. POWER 32.844
29	16 Y. OKAYA 32.854
30	26 M. NORRODIN 33.052
31	35 L. TACCINI 33.138
32	98 M. ABE 33.770

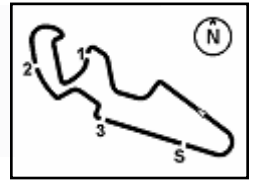
SEG. 3	
1	62 S. MANZI 21.629
2	64 F. CARICASULO 21.643
3	9 J. NAVARRO 21.739
4	11 N. BULEGA 21.785
5	66 N. TUULI 21.811
6	99 A. HUERTAS 21.816
7	94 V. DEBISE 21.841
8	27 A. DIAZ 21.843
9	72 Y. RUIZ 21.897
10	3 R. DE ROSA 21.930
11	28 G. VAN STRAALEN 21.935
12	29 N. SPINELLI 21.936
13	23 M. SCHROETTER 21.937
14	69 T. BOOTH-AMOS 21.957
15	55 Y. MONTELLA 21.977
16	54 B. SOFUOGLU 22.023
17	51 A. SARMOON 22.057
18	50 D. VOSTATEK 22.061
19	76 J. GIRAL 22.066
20	61 C. ONCU 22.105
21	48 L. DALLA PORTA 22.106
22	73 M. KOFLER 22.125
23	17 J. MCPHEE 22.128
24	95 T. MACKENZIE 22.129
25	41 H. GARZO VICENT 22.133
26	26 M. NORRODIN 22.174
27	22 F. FULIGNI 22.220
28	71 T. EDWARDS 22.239
29	68 L. POWER 22.320
30	16 Y. OKAYA 22.407
31	35 L. TACCINI 22.501
32	98 M. ABE 22.883

SEG. 4	
1	11 N. BULEGA 27.826
2	23 M. SCHROETTER 27.844
3	64 F. CARICASULO 27.898
4	54 B. SOFUOGLU 27.909
5	17 J. MCPHEE 27.944
6	66 N. TUULI 27.949
7	3 R. DE ROSA 27.958
8	48 L. DALLA PORTA 28.001
9	62 S. MANZI 28.001
10	55 Y. MONTELLA 28.006
11	99 A. HUERTAS 28.028
12	9 J. NAVARRO 28.081
13	69 T. BOOTH-AMOS 28.106
14	94 V. DEBISE 28.237
15	76 J. GIRAL 28.239
16	73 M. KOFLER 28.270
17	71 T. EDWARDS 28.270
18	28 G. VAN STRAALEN 28.270
19	22 F. FULIGNI 28.274
20	50 D. VOSTATEK 28.294
21	41 H. GARZO VICENT 28.340
22	27 A. DIAZ 28.353
23	51 A. SARMOON 28.392
24	61 C. ONCU 28.401
25	29 N. SPINELLI 28.433
26	72 Y. RUIZ 28.434
27	16 Y. OKAYA 28.523
28	68 L. POWER 28.570
29	95 T. MACKENZIE 28.573
30	35 L. TACCINI 28.920
31	26 M. NORRODIN 28.923
32	98 M. ABE 29.446

22/09/2023

These data/results cannot be reproduced, stored and/or transmitted in whole or in part by any manner of electronic, mechanical, photocopying, recording, broadcasting or otherwise now known or herein after developed without the previous express consent by the copyright owner, except for reproduction in daily press and regular printed publications on sale to the public within 60 days of the event related to those data/results and always provided that copyright symbol appears together as follows below.

© DORNA WSBK ORGANIZATION Srl 2023



Tissot Aragon Round, 22-24 September 2023
Ideal Times Free Practice 2nd Session

No. Rider	Nat	Bike	Seg. 1 Diff. 1	Seg. 2 Diff. 2	Seg. 3 Diff. 3	Seg. 4 Diff. 4	Ideal Time Best Lap	Pos.	Diff.
1 11 N. BULEGA	ITA	Ducati Panigale V2	32.214	31.740 +0.051	21.785	27.826 +0.055	1'53.565 1'53.671	1	0.106
2 64 F. CARICASULO	ITA	Ducati Panigale V2	32.452	31.830	21.643	27.898 +0.035	1'53.823 1'53.858	2	0.035
3 62 S. MANZI	ITA	Yamaha YZF R6	32.222 +0.059	31.972 +0.051	21.629 +0.032	28.001	1'53.824 1'53.966	3	0.142
4 9 J. NAVARRO	ESP	Yamaha YZF R6	32.332	31.985	21.739	28.081	1'54.137 1'54.137	4	
5 66 N. TUULI	FIN	Triumph Street Triple RS 765	32.453	32.055 +0.041	21.811 +0.117	27.949 +0.080	1'54.268 1'54.506	6	0.238
6 99 A. HUERTAS	ESP	Kawasaki ZX-6R	32.447	32.088 +0.021	21.816 +0.138	28.028	1'54.379 1'54.538	7	0.159
7 23 M. SCHROETTER	GER	MV Agusta F3 800 RR	32.658 +0.036	32.023	21.937	27.844 +0.003	1'54.462 1'54.501	5	0.039
8 3 R. DE ROSA	ITA	Ducati Panigale V2	32.478 +0.001	32.137 +0.093	21.930 +0.162	27.958 +0.119	1'54.503 1'54.878	10	0.375
9 94 V. DEBISE	FRA	Yamaha YZF R6	32.488 +0.104	32.003	21.841	28.237	1'54.569 1'54.673	8	0.104
10 69 T. BOOTH-AMOS	GBR	Kawasaki ZX-6R	32.466 +0.273	32.182 +0.162	21.957 +0.146	28.106 +0.259	1'54.711 1'55.551	18	0.840
11 55 Y. MONTELLA	ITA	Ducati Panigale V2	32.556 +0.006	32.197 +0.108	21.977 +0.084	28.006 +0.059	1'54.736 1'54.993	13	0.257
12 28 G. VAN STRALEN	NED	Yamaha YZF R6	32.439	32.109	21.935 +0.199	28.270 +0.002	1'54.753 1'54.954	12	0.201
13 54 B. SOFUOGLU	TUR	MV Agusta F3 800 RR	32.646 +0.048	32.215 +0.015	22.023 +0.003	27.909	1'54.793 1'54.859	9	0.066
14 48 L. DALLA PORTA	ITA	Yamaha YZF R6	32.600	32.086	22.106	28.001 +0.150	1'54.793 1'54.943	11	0.150
15 17 J. MCPHEE	GBR	Ducati Panigale V2	32.736	32.392	22.128 +0.152	27.944 +0.226	1'55.200 1'55.578	19	0.378
16 27 A. DIAZ	ESP	Yamaha YZF R6	32.541	32.471	21.843	28.353	1'55.208 1'55.208	14	
17 29 N. SPINELLI	ITA	Yamaha YZF R6	32.655	32.325	21.936	28.433 +0.043	1'55.349 1'55.392	15	0.043
18 72 Y. RUIZ	ESP	Yamaha YZF R6	32.769	32.314	21.897 +0.056	28.434 +0.079	1'55.414 1'55.549	17	0.135
19 41 H. GARZO VICENT	ESP	Yamaha YZF R6	32.651	32.295	22.133	28.340 +0.235	1'55.419 1'55.654	20	0.235
20 76 J. GIRAL	ESP	Ducati Panigale V2	32.718	32.494	22.066	28.239 +0.024	1'55.517 1'55.541	16	0.024
21 50 D. VOSTATEK	CZE	Triumph Street Triple RS 765	32.849 +0.001	32.481 +0.010	22.061	28.294 +0.200	1'55.685 1'55.896	21	0.211
22 73 M. KOFLER	AUT	Ducati Panigale V2	32.871	32.599	22.125 +0.113	28.270 +0.300	1'55.865 1'56.278	26	0.413
23 71 T. EDWARDS	AUS	Yamaha YZF R6	32.808 +0.095	32.551	22.239 +0.225	28.270	1'55.868 1'56.188	24	0.320
24 61 C. ONCU	TUR	Kawasaki ZX-6R	32.928	32.526	22.105	28.401	1'55.960 1'55.960	22	
25 22 F. FULIGNI	ITA	Ducati Panigale V2	32.882	32.693 +0.041	22.220	28.274 +0.049	1'56.069 1'56.159	23	0.090
26 95 T. MACKENZIE	GBR	Honda CBR600RR	32.941 +0.032	32.464 +0.050	22.129	28.573 +0.039	1'56.107 1'56.228	25	0.121
27 51 A. SARMOON	THA	Yamaha YZF R6	33.052	32.751 +0.056	22.057 +0.272	28.392	1'56.252 1'56.580	27	0.328
28 68 L. POWER	AUS	Kawasaki ZX-6R	33.031	32.844 +0.156	22.320	28.570 +0.243	1'56.765 1'57.164	28	0.399
29 16 Y. OKAYA	JPN	Kawasaki ZX-6R	33.268 +0.145	32.854	22.407	28.523	1'57.052 1'57.197	29	0.145
30 26 M. NORRODIN	MAS	Honda CBR600RR	33.323 +0.225	33.052	22.174 +0.090	28.923 +0.120	1'57.472 1'57.907	30	0.435
31 35 L. TACCINI	ITA	Kawasaki ZX-6R	33.410 +0.444	33.138 +0.490	22.501 +0.277	28.920	1'57.969 1'59.180	31	1.211
32 98 M. ABE	JPN	Yamaha YZF R6	34.593 +0.085	33.770 +0.064	22.883	29.446	2'00.692 2'00.841	32	0.149
Overall Ideal Time			32.214	31.740	21.629	27.826	1'53.409		

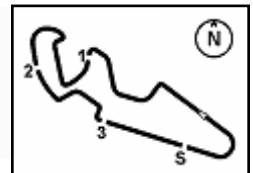
22/09/2023

These data/results cannot be reproduced, stored and/or transmitted in whole or in part by any manner of electronic, mechanical, photocopying, recording, broadcasting or otherwise now known or herein after developed without the previous express consent by the copyright owner, except for reproduction in daily press and regular printed publications on sale to the public within 60 days of the event related to those data/results and always provided that copyright symbol appears together as follows below.

© DORNA WSBK ORGANIZATION Srl 2023

FIGR PERUGIA TIMING





Tissot Aragon Round, 22-24 September 2023
Chronological Analysis Free Practice 2nd Session

1° 11 N. BULEGA [1'53.671]							
Lap	Seg1	Seg2	Seg3	Seg4	Lap Time	km/h	Local Time
1		34.883	22.992	28.453	262,1		16:03'40.976
2	32.722	31.938	21.929	27.975	1'54.564	268,0	16:05'35.540
3	32.555	31.891	21.882	27.873	1'54.201	270,0	16:07'29.741
4	32.434	31.963	21.949	27.943	1'54.289	270,7	16:09'24.030
5	32.391	31.884	22.007	27.826	1'54.108	270,7	16:11'18.138
6	32.384	32.002	21.913	27.834	1'54.133	271,4	16:13'12.271
7	32.383	32.206	22.253	27.905	1'54.747	270,0	16:15'07.018
8	32.393	32.088	21.905	27.867	1'54.253	270,7	16:17'01.271
9	32.395	32.010	21.912	27.943	1'54.260	271,4	16:18'55.531
10	32.453	32.095	21.951	27.929	1'54.428	269,3	16:20'49.959
11	32.712	33.598	23.293	34.586	2'04.189CP	268,7	16:22'54.148
12	6'56.217	32.463	22.048	27.867	8'18.595P	268,0	16:31'12.743
13	32.214	31.791	21.785	27.881	1'53.671	268,0	16:33'06.414
14	32.268	31.740	21.834	27.847	1'53.689	270,7	16:35'00.103
15	32.315	31.810	21.926	27.827	1'53.878	270,0	16:36'53.981
16	32.384	31.865	21.864	27.883	1'53.996	272,0	16:38'47.977
17	32.415	31.861	21.841	27.887	1'54.004	268,0	16:40'41.981
18	32.433	31.951	21.901	31.188	1'57.473	269,3	16:42'39.454
19	32.741	32.122	22.026	27.980	1'54.869	270,0	16:44'34.323
20	32.419	31.970	21.884	27.966	1'54.239	269,3	16:46'28.562

4° 9 J. NAVARRO [1'54.137]							
Lap	Seg1	Seg2	Seg3	Seg4	Lap Time	km/h	Local Time
1		34.211	22.382	28.430	266,0		16:03'05.368
2	32.733	32.356	21.881	28.340	1'55.310	266,7	16:05'00.678
3	32.598	32.270	21.948	28.274	1'55.090	268,0	16:06'55.768
4	32.665	32.329	22.001	28.295	1'55.290	270,0	16:08'51.058
5	34.367	35.702	24.418	29.221	2'03.708	254,7	16:10'54.766
6	32.860	32.346	22.230	28.367	1'55.803	278,4	16:12'50.569
7	32.771	32.285	22.035	28.271	1'55.362	269,3	16:14'45.931
8	32.768	32.328	22.059	28.274	1'55.429	270,7	16:16'41.360
9	32.777	32.228	21.945	28.340	1'55.290	270,0	16:18'36.650
10	32.749	32.239	21.983	28.318	1'55.289	268,7	16:20'31.939
11	32.627	32.319	21.950	28.180	1'55.076	273,4	16:22'27.015
12	33.423	33.314	22.493	34.934	2'04.164CP	269,3	16:24'31.179
13	9'57.343	32.837	21.998	28.236	1'20.414P	266,7	16:35'51.593
14	32.332	31.985	21.739	28.081	1'54.137	270,7	16:37'45.730
15	32.421	32.007	22.075	28.202	1'54.705	270,0	16:39'40.435
16	32.503	32.095	21.854	28.190	1'54.642	268,0	16:41'35.077
17	32.483	32.106	21.778	28.160	1'54.527	268,0	16:43'29.604
18	32.603	32.036	21.842	28.218	1'54.699C	268,0	16:45'24.303

2° 64 F. CARICASULO [1'53.858]							
Lap	Seg1	Seg2	Seg3	Seg4	Lap Time	km/h	Local Time
1		34.020	23.093	28.507	265,4		16:03'42.461
2	33.144	32.411	22.166	28.138	1'55.859	268,0	16:05'38.320
3	32.904	32.301	22.043	28.160	1'55.408	269,3	16:07'33.728
4	32.688	32.363	22.020	28.081	1'55.152	270,0	16:09'28.880
5	32.675	32.365	21.911	27.992	1'54.943	269,3	16:11'23.823
6	32.677	32.201	21.945	28.070	1'54.893	270,7	16:13'18.716
7	32.773	34.646	23.173	27.980	1'58.572	271,4	16:15'17.288
8	32.597	32.174	22.068	35.332	2'02.171P	268,7	16:17'19.459
9	5'06.864	35.164	22.256	28.192	6'32.476CP	270,0	16:23'51.935
10	33.397	32.508	22.072	28.227	1'56.204	268,0	16:25'48.139
11	32.996	32.350	21.863	28.128	1'55.337	267,3	16:27'43.476
12	32.658	32.231	21.935	28.025	1'54.849	268,0	16:29'38.325
13	32.571	32.240	22.251	36.046	2'03.108P	266,7	16:31'41.433
14	3'39.630	32.366	22.055	28.076	5'02.127P	268,0	16:36'43.560
15	32.452	31.830	21.643	27.933	1'53.858	270,0	16:38'37.418
16	32.475	32.064	21.849	27.898	1'54.286	269,3	16:40'31.704
17	32.622	32.030	22.038	28.141	1'54.831	268,7	16:42'26.535
18	32.605	32.171	21.944	28.319	1'55.039	275,5	16:44'21.574
19	32.694	32.182	21.890	28.119	1'54.885C	268,7	16:46'16.459

5° 23 M. SCHROETTER [1'54.501]							
Lap	Seg1	Seg2	Seg3	Seg4	Lap Time	km/h	Local Time
1		33.544	22.712	28.200	267,3		16:02'24.025
2	32.916	32.228	22.081	27.940	1'55.165	270,0	16:04'19.190
3	33.345	32.783	22.733	28.857	1'57.718	261,5	16:06'16.908
4	33.066	32.296	22.186	27.948	1'55.496	269,3	16:08'12.404
5	32.782	32.273	22.034	27.977	1'55.066	270,0	16:10'07.470
6	32.736	32.225	22.058	28.033	1'55.052	275,5	16:12'02.522
7	36.560	32.971	23.381	34.544	2'07.456P	270,7	16:14'09.978
8	9'19.943	32.684	22.825	28.266	10'43.718P	268,0	16:24'53.696
9	32.735	32.084	21.958	27.844	1'54.621	268,0	16:26'48.317
10	32.692	32.153	22.014	27.970	1'54.829	266,0	16:28'43.146
11	32.805	32.271	22.017	27.871	1'54.964	269,3	16:30'38.110
12	32.658	32.034	21.960	27.958	1'54.610	267,3	16:32'32.720
13	32.694	32.023	21.937	27.847	1'54.501	272,0	16:34'27.221
14	36.386	33.740	22.480	28.716	2'01.322C	266,7	16:36'28.543
15	32.729	32.070	22.051	28.033	1'54.883	272,0	16:38'23.426
16	32.815	32.076	21.965	28.022	1'54.878	266,7	16:40'18.304
17	32.797	39.096	25.032	28.936	2'05.861	265,4	16:42'24.165
18	33.076	32.227	22.189	43.078	2'10.570	270,0	16:44'34.735
19	32.931	32.125	21.971	27.977	1'55.004	270,7	16:46'29.739

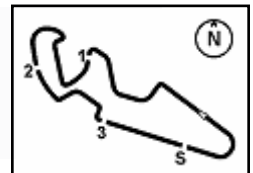
3° 62 S. MANZI [1'53.966]							
Lap	Seg1	Seg2	Seg3	Seg4	Lap Time	km/h	Local Time
1		32.559	22.083	28.223	266,7		16:03'23.662
2	33.147	32.235	21.858	28.306	1'55.546	263,4	16:05'19.208
3	32.452	32.030	21.942	28.239	1'54.663	266,0	16:07'13.871
4	32.480	32.149	21.844	28.198	1'54.671	268,0	16:09'08.542
5	32.443	31.987	21.855	28.222	1'54.507	267,3	16:11'03.049
6	32.350	32.101	22.088	28.415	1'54.954	268,0	16:12'58.003
7	32.380	32.139	21.687	28.299	1'54.505	267,3	16:14'52.508
8	32.472	32.104	21.669	28.218	1'54.463	268,0	16:16'46.971
9	32.430	32.069	21.717	28.330	1'54.546	266,7	16:18'41.517
10	32.400	32.014	21.790	28.157	1'54.361	266,7	16:20'35.878
11	36.710	32.632	21.927	28.260	1'59.529C	268,0	16:22'35.407
12	32.625	31.987	21.890	28.231	1'54.733C	267,3	16:24'30.140
13	32.374	32.202	21.889	28.218	1'54.683C	267,3	16:26'24.823
14	32.863	32.857	23.034	35.783	2'04.537CP	260,9	16:28'29.360
15	7'58.571	32.708	22.143	28.764	9'22.186P	257,1	16:37'51.546
16	32.281	32.023	21.661	28.001	1'53.966	270,0	16:39'45.512

6° 66 N. TUULI [1'54.506]							
Lap	Seg1	Seg2	Seg3	Seg4	Lap Time	km/h	Local Time
1		34.073	22.722	28.294	266,7		16:03'05.688
2	32.935	32.450	22.352	28.082	1'55.819	266,7	16:05'01.507
3	32.652	32.191	21.971	28.081	1'54.895	269,3	16:06'56.402
4	32.588	32.186	21.958	27.960	1'54.692	274,1	16:08'51.094
5	33.012	32.317	22.009	28.171	1'55.509	270,0	16:10'46.603
6	32.732	32.439	22.045	28.080	1'55.296	271,4	16:12'41.899
7	36.922	33.994	22.437	34.232	2'07.585P	267,3	16:14'49.484
8	8'59.518	32.995	22.409	28.341	10'23.263P	266,7	16:25'12.747
9	33.193	32.551	22.117	28.107	1'55.968	268,7	16:27'08.715
10	32.740	32.377	22.074	28.391	1'55.582	268,7	16:29'04.297
11	32.799	32.313	37.014	37.321	2'19.447P	207,7	16:31'23.744
12	6'00.723	32.832	22.006	29.344	7'24.905P	230,8	16:38'48.649
13	32.680	32.055	21.811	27.967	1'54.513	269,3	16:40'43.162
14	32.453	32.096	21.928	28.029	1'54.506	270,7	16:42'37.668

22/09/2023 P = Pits In/Out - C = Lap Time Cancelled

These data/results cannot be reproduced, stored and/or transmitted in whole or in part by any manner of electronic, mechanical, photocopying, recording, broadcasting or otherwise now known or herein after developed without the previous express consent by the copyright owner, except for reproduction in daily press and regular printed publications on sale to the public within 60 days of the event related to those data/results and always provided that copyright symbol appears together as follows below.

© DORNA WSBK ORGANIZATION Srl 2023



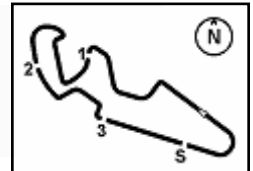
Tissot Aragon Round, 22-24 September 2023 Chronological Analysis Free Practice 2nd Session

15	32.629	32.176	21.974	27.949	1'54.728	270,0	16:44'32.396	19	32.903	32.215	22.065	28.000	1'55.183C	271,4	16:42'59.311
20								20	32.920	32.813	22.376	28.399	1'56.508C	272,0	16:44'55.819
21								21	32.775	32.506	22.067	28.209	1'55.557C	268,7	16:46'51.376
7° 99 A. HUERTAS [1'54.538]															
Lap	Seg1	Seg2	Seg3	Seg4	Lap Time	km/h	Local Time	Lap	Seg1	Seg2	Seg3	Seg4	Lap Time	km/h	Local Time
1		32.823	22.394	28.616		264,7	16:02'21.080	1		33.275	22.460	28.538		262,8	16:03'44.664
2	32.894	32.582	22.225	28.355	1'56.056	265,4	16:04'17.136	2	32.957	32.647	22.240	28.219	1'56.063	266,7	16:05'40.727
3	32.872	32.452	22.040	28.256	1'55.620	266,7	16:06'12.756	3	32.706	32.367	22.169	28.143	1'55.385	267,3	16:07'36.112
4	32.701	32.413	22.187	28.198	1'55.499	268,0	16:08'08.255	4	32.479	32.230	22.092	28.077	1'54.878	269,3	16:09'30.990
5	32.795	40.033	22.604	34.630	2'10.062P	267,3	16:10'18.317	5	32.712	32.312	22.072	27.958	1'55.054	269,3	16:11'26.044
6	6'56.811	32.088	21.816	28.194	8'18.909P	268,0	16:18'37.226	6	32.659	32.281	22.030	28.138	1'55.108	268,0	16:13'21.152
7	32.447	32.109	21.954	28.028	1'54.538	273,4	16:20'31.764	7	32.561	32.302	21.995	28.128	1'54.986	266,7	16:15'16.138
8	32.455	32.314	21.913	28.137	1'54.819	268,7	16:22'26.583	8	35.888	33.057	22.816	36.599	2'08.360P	266,7	16:17'24.498
9	32.634	32.562	21.987	28.188	1'55.371C	267,3	16:24'21.954	9	11'43.399	33.652	22.580	28.361	13'07.992P	267,3	16:30'32.490
10	32.754	32.335	22.141	28.231	1'55.461	266,7	16:26'17.415	10	32.822	32.878	22.309	28.450	1'56.459	264,7	16:32'28.949
11	32.785	32.359	21.934	28.317	1'55.395	266,0	16:28'12.810	11	32.840	32.400	22.140	28.422	1'55.802	264,1	16:34'24.751
12	32.651	32.360	21.890	28.268	1'55.169	267,3	16:30'07.979	12	33.732	33.292	22.652	35.275	2'04.951P	262,8	16:36'29.702
13	32.790	32.328	21.934	28.359	1'55.411	266,0	16:32'03.390	13	3'08.119	33.975	28.815	28.450	4'39.359P	264,1	16:41'09.061
14	32.753	32.398	21.957	28.279	1'55.387	265,4	16:33'58.777	14	32.602	32.168	21.930	28.105	1'54.805C	267,3	16:43'03.866
15	32.716	32.388	22.010	28.239	1'55.353	266,0	16:35'54.130	15	32.671	32.137	21.996	28.100	1'54.904C	268,7	16:44'58.770
16	32.632	32.560	22.044	28.128	1'55.364	270,0	16:37'49.494	16	32.478	32.327	22.007	28.282	1'55.094C	266,0	16:46'53.864
17	32.645	32.418	22.124	28.192	1'55.379	269,3	16:39'44.873								
18	32.646	32.435	22.296	28.172	1'55.549	269,3	16:41'40.422								
19	32.556	32.353	22.121	28.322	1'55.352	268,7	16:43'35.774								
20	32.728	32.455	22.029	28.229	1'55.441C	271,4	16:45'31.215								

8° 94 V. DEBISE [1'54.673]															
Lap	Seg1	Seg2	Seg3	Seg4	Lap Time	km/h	Local Time	Lap	Seg1	Seg2	Seg3	Seg4	Lap Time	km/h	Local Time
1		32.724	22.348	28.532		263,4	16:01'55.951	1		34.795	23.094	28.609		270,7	16:03'06.746
2	32.737	32.154	21.996	28.324	1'55.211	263,4	16:03'51.162	2	33.424	32.752	22.406	28.471	1'57.053	266,7	16:05'03.799
3	32.567	32.259	22.011	28.453	1'55.290	266,0	16:05'46.452	3	32.862	32.512	22.407	28.322	1'56.103	269,3	16:06'59.902
4	32.488	32.221	21.994	28.276	1'54.979	268,7	16:07'41.431	4	33.156	32.639	22.317	28.381	1'56.493	270,7	16:08'56.395
5	32.815	32.271	22.276	34.329	2'01.691P	268,7	16:09'43.122	5	32.996	32.554	22.464	28.438	1'56.452	271,4	16:10'52.847
6	7'34.975	33.825	21.969	28.380	8'59.149P	267,3	16:18'42.271	6	33.113	32.694	23.367	28.809	1'57.983	272,0	16:12'50.830
7	32.840	32.144	21.903	28.307	1'55.194	266,7	16:20'37.465	7	33.086	32.591	22.395	34.039	2'02.111P	270,7	16:14'52.941
8	32.684	32.594	22.308	35.280	2'02.866CP	268,0	16:22'40.331	8	8'19.356	33.906	23.401	29.676	9'46.339CP	251,7	16:24'39.280
9	3'22.756	32.624	22.026	28.432	4'45.838P	263,4	16:27'26.169	9	33.435	33.134	22.460	28.331	1'57.360	270,0	16:26'36.640
10	32.631	32.246	22.151	28.315	1'55.343	266,0	16:29'21.512	10	33.031	32.640	22.318	28.277	1'56.266	270,7	16:28'32.906
11	32.735	32.264	21.853	28.440	1'55.292	267,3	16:31'16.804	11	32.880	32.336	22.302	28.268	1'55.786	271,4	16:30'28.692
12	32.781	32.410	23.067	34.131	2'02.389P	264,7	16:33'19.193	12	33.610	33.963	28.164	34.718	2'10.455P	255,3	16:32'39.147
13	3'30.249	33.700	22.344	28.481	4'54.774P	264,1	16:38'13.967	13	3'49.861	32.675	22.312	28.001	5'12.849P	272,0	16:37'51.996
14	32.592	32.003	21.841	28.237	1'54.673	265,4	16:40'08.640	14	32.600	32.086	22.106	28.151	1'54.943	272,7	16:39'46.939
15	32.648	32.175	52.627	51.311	2'48.761P	115,4	16:42'57.401	15	32.855	32.392	22.120	28.342	1'55.709	269,3	16:41'42.648
								16	37.735	36.432	23.220	28.433	2'05.820	270,0	16:43'48.468
								17	33.284	32.609	22.234	28.304	1'56.431C	270,0	16:45'44.899

9° 54 B. SDFUOGLU [1'54.859]															
Lap	Seg1	Seg2	Seg3	Seg4	Lap Time	km/h	Local Time	Lap	Seg1	Seg2	Seg3	Seg4	Lap Time	km/h	Local Time
1		33.636	22.781	28.765		267,3	16:02'35.806	1		33.026	22.134	28.383		263,4	16:03'09.588
2	32.968	32.346	22.198	28.099	1'55.611	268,7	16:04'31.417	2	32.759	32.287	21.935	28.431	1'55.412	264,1	16:05'05.000
3	32.799	32.313	22.134	28.056	1'55.302	270,7	16:06'26.719	3	32.439	32.109	22.134	28.272	1'54.954	272,0	16:06'59.954
4	32.765	32.338	22.134	28.121	1'55.358	272,0	16:08'22.077	4	32.560	32.322	21.965	28.342	1'55.189	266,7	16:08'55.143
5	32.780	32.255	22.032	28.046	1'55.113	272,0	16:10'17.190	5	32.617	32.349	21.960	31.483	1'58.409	268,7	16:10'53.552
6	37.061	33.102	22.683	28.175	2'01.021	274,1	16:12'18.211	6	32.735	32.567	22.336	36.545	2'04.183P	238,9	16:12'57.735
7	32.859	32.352	22.132	27.927	1'55.270	272,7	16:14'13.481	7	8'24.022	32.755	22.250	28.709	9'47.736CP	264,1	16:22'45.471
8	32.703	32.334	22.295	28.029	1'55.361C	272,7	16:16'08.842	8	33.605	32.600	22.174	28.225	1'56.604C	267,3	16:24'42.075
9	32.837	32.272	22.061	27.987	1'55.157	272,0	16:18'03.999	9	32.663	32.525	22.071	28.135	1'55.394C	269,3	16:26'37.469
10	32.869	32.340	22.153	28.212	1'55.574	267,3	16:19'59.573	10	32.904	32.686	22.535	28.270	1'56.395	270,7	16:28'33.864
11	32.927	32.435	22.061	28.044	1'55.467	270,7	16:21'55.040	11	33.024	32.499	21.988	28.359	1'55.870	269,3	16:30'29.734
12	33.136	32.293	22.107	28.141	1'55.677C	272,7	16:23'50.717	12	32.713	32.525	22.024	34.554	2'01.816P	265,4	16:32'31.550
13	36.632	34.560	23.222	36.418	2'10.832P	268,0	16:26'01.549	13	4'51.888	37.129	22.255	28.399	6'19.671P	268,0	16:38'51.221
14	5'52.192	33.741	22.735	28.360	7'17.028P	266,7	16:33'18.577	14	32.752	32.505	22.195	28.420	1'55.872	269,3	16:40'47.093
15	32.829	32.375	22.110	28.321	1'55.635	270,7	16:35'14.212	15	32.575	32.140	22.182	28.436	1'55.333	266,7	16:42'42.426
16	32.694	32.230	22.026	27.909	1'54.859	272,0	16:37'09.071	16	32.689	32.311	21.964	28.427	1'55.391	267,3	16:44'37.817
17	32.646	32.278	22.023	27.921	1'54.868C	272,7	16:39'03.939	17	32.522	32.420	22.068	28.274	1'55.284	268,0	16:46'33.101
18	32.737	32.765	26.479	28.208	2'00.189	268,7	16:41'04.128								

10° 3 R. DE ROSA [1'54.878]															
Lap	Seg1	Seg2	Seg3	Seg4	Lap Time	km/h	Local Time	Lap	Seg1	Seg2	Seg3	Seg4	Lap Time	km/h	Local Time
1		33.275	22.460	28.538		262,8	16:03'44.664	1		33.275	22.460	28.538		262,8	16:03'44.664
2	32.957	32.647	22.240	28.219	1'56.063	266,7	16:05'40.727	2	32.957	32.647	22.240	28.219	1'56.063	266,7	16:05'40.727
3	32.706	32.367	22.169	28.143	1'55.385	267,3	16:07'36.112	3	32.706	32.367	22.169	28.143	1'55.385	267,3	16:07'36.112
4	32.479	32.230	22.092	28.077	1'54.878	269,3	16:09'30.990	4	32.479	32.230	22.092	28.077	1'54.878	269,3	16:09'30.990
5	32.712	32.312	22.072	27.958	1'55.054	269,3	16:11'26.044	5	32.712	32.312	22.072	27.958	1'55.054	269,3	16:11'26.044
6	32.659	32.281	22.030	28.138	1'55.108	268,0	1								



Tissot Aragon Round, 22-24 September 2023
Chronological Analysis Free Practice 2nd Session

13° 55 Y. MONTELLA [1'54.993]								16° 76 J. GIRAL [1'55.541]							
Lap	Seg1	Seg2	Seg3	Seg4	Lap Time	km/h	Local Time	Lap	Seg1	Seg2	Seg3	Seg4	Lap Time	km/h	Local Time
1		33.029	22.553	28.420	269,3	16:02'04.272		1		33.762	22.713	28.940	262,8	16:02'03.492	
2	33.079	32.534	22.108	28.285	1'56.006	271,4	16:04'00.278	2	33.416	32.584	22.188	28.746	1'56.934C	260,9	16:04'00.426
3	32.569	32.532	22.028	28.153	1'55.282	267,3	16:05'55.560	3	32.718	32.494	22.066	28.263	1'55.541	266,7	16:05'55.967
4	32.893	32.691	22.162	28.168	1'55.914	268,7	16:07'51.474	4	32.785	32.669	22.156	28.239	1'55.849	267,3	16:07'51.816
5	32.808	32.717	23.101	34.484	2'03.110P	270,0	16:09'54.584	5	32.836	32.633	22.393	28.621	1'56.483	264,1	16:09'48.299
6	8'18.229	32.650	21.979	28.101	9'40.959P	264,7	16:19'35.543	6	36.017	33.130	22.518	35.159	2'06.824P	262,1	16:11'55.123
7	32.556	32.237	22.085	28.282	1'55.160	271,4	16:21'30.703	7	6'57.698	39.724	22.664	28.805	8'28.891P	260,2	16:20'24.014
8	32.793	32.197	21.977	28.095	1'55.062C	268,0	16:23'25.765								
9	32.589	32.299	22.124	28.006	1'55.018	268,0	16:25'20.783								
10	32.622	32.489	22.030	28.123	1'55.264	266,7	16:27'16.047								
11	32.603	32.360	22.110	28.006	1'55.079	271,4	16:29'11.126								
12	32.562	32.305	22.061	28.065	1'54.993	266,7	16:31'06.119								
13	32.567	32.459	21.984	28.158	1'55.168	265,4	16:33'01.287								
14	35.007	32.899	22.308	34.231	2'04.445P	264,7	16:35'05.732								
15	5'37.408	32.454	22.214	28.136	7'00.212P	265,4	16:42'05.944								
16	32.756	32.308	22.076	28.148	1'55.288	268,7	16:44'01.232								
17	32.927	32.436	22.233	28.124	1'55.720C	268,7	16:45'56.952								

14° 27 A. DIAZ [1'55.208]								17° 72 Y. RUIZ [1'55.549]							
Lap	Seg1	Seg2	Seg3	Seg4	Lap Time	km/h	Local Time	Lap	Seg1	Seg2	Seg3	Seg4	Lap Time	km/h	Local Time
1		33.260	22.651	28.671	261,5	16:05'49.937		1		33.831	22.702	29.335	256,5	16:02'08.665	
2	32.976	32.983	22.244	28.672	1'56.875C	262,8	16:07'46.812	2	33.471	32.948	22.512	28.879	1'57.810	261,5	16:04'06.475
3	32.997	32.774	22.198	28.765	1'56.734	264,1	16:09'43.546	3	33.152	32.818	22.248	28.731	1'56.949	262,8	16:06'03.424
4	32.949	32.665	21.989	28.678	1'56.281	264,7	16:11'39.827	4	33.081	32.642	22.260	28.775	1'56.758	265,4	16:08'00.182
5	32.852	32.557	21.972	28.690	1'56.071	264,7	16:13'35.898	5	33.311	32.887	25.134	29.147	2'00.479	262,8	16:10'00.661
6	33.487	38.190	22.880	28.908	2'03.465	262,1	16:15'39.363	6	33.229	32.867	23.480	33.433	2'03.009	223,6	16:12'03.670
7	32.822	32.591	21.998	28.669	1'56.080	263,4	16:17'35.443	7	34.378	33.337	22.739	35.363	2'05.817P	262,8	16:14'09.487
8	32.729	32.537	22.062	28.694	1'56.022	261,5	16:19'31.465	8	5'06.411	32.698	22.166	29.136	6'30.411P	260,2	16:20'39.898
9	33.447	34.134	22.927	28.799	1'59.307	269,3	16:21'30.772	9	32.982	32.408	22.050	28.402	1'55.842C	265,4	16:22'35.740
10	33.621	33.014	22.612	35.459	2'04.706CP	266,7	16:23'35.478	10	32.778	32.320	21.951	28.506	1'55.555C	263,4	16:24'31.295
11	7'25.335	32.918	22.205	28.603	8'49.061P	259,6	16:32'24.539	11	32.835	32.322	21.897	28.512	1'55.566	260,2	16:26'26.861
12	32.809	32.511	36.565	29.348	2'11.233C	253,5	16:34'35.772	12	32.769	32.314	21.953	28.513	1'55.549	264,7	16:28'22.410
13	32.681	32.548	21.889	28.445	1'55.563	263,4	16:36'31.335	13	34.127	33.197	22.322	34.874	2'04.520P	260,2	16:30'26.930
14	32.541	32.471	21.843	28.353	1'55.208	266,7	16:38'26.543	14	4'57.692	38.191	23.720	28.434	6'28.037P	264,7	16:36'54.967
15	39.317	32.874	22.032	28.750	2'02.973	261,5	16:40'29.516	15	32.790	32.363	22.002	28.627	1'55.782	262,8	16:38'50.749
16	32.801	36.486	22.712	28.452	2'00.451	264,1	16:42'29.967	16	33.058	32.505	22.009	28.679	1'56.251	259,6	16:40'47.000
17	32.834	32.539	21.933	28.404	1'55.710	267,3	16:44'25.677	17	33.132	32.444	22.051	28.610	1'56.237	263,4	16:42'43.237
18	33.026	32.781	31.463	28.506	2'05.776C	264,7	16:46'31.453	18	33.115	32.315	22.101	28.606	1'56.137	263,4	16:44'39.374
								19	32.864	32.591	22.034	28.706	1'56.195	262,1	16:46'35.569

15° 29 N. SPINELLI [1'55.392]								18° 69 T. BOOTH-AMOS [1'55.551]							
Lap	Seg1	Seg2	Seg3	Seg4	Lap Time	km/h	Local Time	Lap	Seg1	Seg2	Seg3	Seg4	Lap Time	km/h	Local Time
1		34.420	22.847	29.029	260,9	16:02'12.671		1		35.306	22.519	28.646	264,7	16:03'05.787	
2	33.250	32.710	22.429	28.930	1'57.319	260,2	16:04'09.990	2	32.994	32.468	22.293	28.106	1'55.861	266,7	16:05'01.648
3	32.916	32.606	22.166	28.702	1'56.390	264,1	16:06'06.380	3	32.730	32.320	22.138	28.220	1'55.408C	266,0	16:06'57.056
4	32.948	32.643	22.211	28.707	1'56.509	264,7	16:08'02.889	4	32.819	32.450	21.990	28.318	1'55.577	267,3	16:08'52.633
5	33.200	32.728	22.293	28.713	1'56.934	266,0	16:09'59.823	5	32.739	32.344	22.103	28.365	1'55.551	267,3	16:10'48.184
6	33.043	33.206	25.571	31.547	2'03.367	256,5	16:12'03.190	6	32.761	32.421	22.101	28.365	1'55.648	268,0	16:12'43.832
7	34.221	32.950	22.414	29.008	1'58.593	262,8	16:14'01.783	7	32.939	32.516	22.254	34.554	2'02.263P	264,1	16:14'46.095
8	34.131	33.601	22.815	35.773	2'06.320P	264,1	16:16'08.103	8	10'46.866	35.958	25.761	34.592	12'23.177P	212,6	16:27'09.272
9	7'06.127	33.227	23.164	29.273	8'31.791CP	262,8	16:24'39.894	9	33.059	32.606	22.185	28.505	1'56.355	264,1	16:29'05.627
10	32.939	32.556	22.030	28.433	1'55.958	263,4	16:26'35.852	10	32.923	32.432	22.064	28.394	1'55.813	264,1	16:31'01.440
11	32.655	32.325	21.936	28.476	1'55.392	263,4	16:28'31.244	11	34.944	35.737	22.472	34.800	2'07.953P	264,7	16:33'09.393
12	32.681	32.325	22.058	28.452	1'55.516	264,7	16:30'26.760	12	7'15.275	32.720	22.304	28.852	8'39.151P	260,2	16:41'48.544
13	32.701	32.579	22.137	28.671	1'56.088	262,1	16:32'22.848	13	32.466	32.225	21.957	28.396	1'55.044C	264,1	16:43'43.588
14	34.680	33.048	22.447	35.594	2'05.769P	259,6	16:34'28.617	14	32.575	32.182	22.027	28.324	1'55.108C	264,1	16:45'38.696
15	4'56.942	33.390	22.744	30.043	6'23.119P	255,9	16:40'51.736								
16	33.064	36.778	22.941	29.415	2'02.198C	262,1	16:42'53.934								
17	33.018	34.219	22.272	29.605	1'59.114C	251,2	16:44'53.048								
18	32.778	32.566	21.983	28.727	1'56.054	266,7	16:46'49.102								

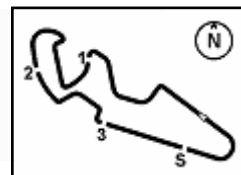
19° 17 J. MCPHEE [1'55.578]							
Lap	Seg1	Seg2	Seg3	Seg4	Lap Time	km/h	Local Time
1		34.070	22.863	28.199	270,0	16:02'24.549	
2	32.878	32.598	22.175	27.944	1'55.595	270,0	16:04'20.144
3	32.742	32.586	22.830	28.140	1'56.298	274,8	16:06'16.442
4	42.218	34.049	22.186	28.131	2'06.584	270,7	16:08'23.026
5	32.736	32.392	22.280	28.170	1'55.578	270,7	16:10'18.604
6	35.927	33.972	23.396	33.126	2'06.421	225,0	16:12'25.025
7	32.967	32.695	22.221	28.296	1'56.179	270,0	16:14'21.204
8	33.167	32.656	22.350	28.463	1'56.636	271,4	16:16'17.840
9	33.275	32.937	22.604	28.315	1'57.131	269,3	16:18'14.971
10	33.106	32.813	22.302	28.256	1'56.477	268,0	16:20'11.448
11	33.344	32.715	22.386	28.267	1'56.712	268,7	16:22'08.160
12	37.477	34.509	24.077	36.352	2'12.415CP	265,4	16:24'20.575

22/09/2023

P = Pits In/Out - C = Lap Time Cancelled

These data/results cannot be reproduced, stored and/or transmitted in whole or in part by any manner of electronic, mechanical, photocopying, recording, broadcasting or otherwise now known or herein after developed without the previous express consent by the copyright owner, except for reproduction in daily press and regular printed publications on sale to the public within 60 days of the event related to those data/results and always provided that copyright symbol appears together as follows below.

© DORNA WSBK ORGANIZATION Srl 2023



MotorLand Aragon 5.077 m

Tissot Aragon Round, 22-24 September 2023
Chronological Analysis Free Practice 2nd Session

Lap	Seg1	Seg2	Seg3	Seg4	Lap Time	km/h	Local Time
13	10'28.617	38.457	24.762	35.147	12'06.983P	227,4	16:36'27.558
14	32.906	33.409	22.278	28.053	1'56.646	274,1	16:38'24.204
15	33.027	32.464	22.128	28.034	1'55.653	269,3	16:40'19.857
16	32.829	32.670	22.339	28.146	1'55.984	269,3	16:42'15.841
17	32.965	32.640	22.184	28.086	1'55.875	271,4	16:44'11.716
18	33.082	32.606	22.199	28.131	1'56.018C	270,0	16:46'07.734

20° 41 H. GARZO VICENT [1'55.654]							
Lap	Seg1	Seg2	Seg3	Seg4	Lap Time	km/h	Local Time
1		33.339	22.405	30.240		250,0	16:02'09.879
2	32.969	32.622	22.381	28.449	1'56.421	264,1	16:04'06.300
3	32.986	32.556	22.242	28.340	1'56.124	263,4	16:06'02.424
4	33.032	32.583	22.281	28.602	1'56.498	266,7	16:07'58.922
5	35.474	38.173	23.143	32.730	2'09.520	191,8	16:10'08.442
6	33.063	32.616	22.491	28.382	1'56.552	268,7	16:12'04.994
7	33.776	33.193	24.367	35.448	2'06.784P	270,7	16:14'11.778
8	10'00.673	33.948	22.541	28.572	11'25.734P	263,4	16:25'37.512
9	32.953	32.703	22.287	28.551	1'56.494	262,8	16:27'34.006
10	32.924	32.690	22.223	28.542	1'56.379	262,8	16:29'30.385
11	33.012	33.392	25.899	35.055	2'07.358P	262,8	16:31'37.743
12	4'25.440	38.558	25.591	30.165	5'59.754P	258,4	16:37'37.497
13	32.940	33.301	22.772	35.227	2'04.240	215,1	16:39'41.737
14	32.651	32.295	22.133	28.575	1'55.654	262,8	16:41'37.391
15	32.832	32.419	22.204	28.571	1'56.026	264,1	16:43'33.417
16	32.833	32.562	33.505	28.934	2'07.834C	264,7	16:45'41.251

21° 50 O. VOSTATEK [1'55.896]							
Lap	Seg1	Seg2	Seg3	Seg4	Lap Time	km/h	Local Time
1		33.320	22.909	29.977		244,3	16:02'10.248
2	33.090	32.529	22.277	28.487	1'56.383	269,3	16:04'06.631
3	33.199	32.801	22.373	28.294	1'56.667	272,0	16:06'03.298
4	32.850	32.491	22.061	28.494	1'55.896	270,7	16:07'59.194
5	38.468	33.895	22.797	30.672	2'05.832	226,9	16:10'05.026
6	33.276	32.838	22.831	28.804	1'57.749	266,0	16:12'02.775
7	34.296	32.878	28.728	34.890	2'10.792P	269,3	16:14'13.567
8	9'06.536	33.103	22.292	28.495	10'30.426CP	266,7	16:24'43.993
9	32.998	32.762	22.108	28.480	1'56.348	265,4	16:26'40.341
10	32.849	32.481	22.213	28.403	1'55.946	266,7	16:28'36.287
11	32.919	32.663	22.480	28.370	1'56.432	267,3	16:30'32.719
12	32.875	32.771	22.742	28.538	1'56.926	266,7	16:32'29.645
13	32.881	32.666	22.255	28.473	1'56.275	266,0	16:34'25.920
14	33.469	32.840	22.519	37.279	2'06.107P	241,6	16:36'32.027
15	3'20.063	38.075	22.859	28.686	4'49.683P	262,1	16:41'21.710
16	33.413	32.734	22.106	28.609	1'56.862	266,7	16:43'18.572
17	33.036	32.575	22.204	28.443	1'56.258C	267,3	16:45'14.830

22° 61 C. ONCU [1'55.960]							
Lap	Seg1	Seg2	Seg3	Seg4	Lap Time	km/h	Local Time
1		33.954	22.791	29.077		268,0	16:02'36.754
2	33.044	32.573	22.257	28.441	1'56.315	265,4	16:04'33.069
3	33.008	32.667	22.322	28.666	1'56.663	265,4	16:06'29.732
4	33.081	32.850	23.827	28.891	1'58.649	266,0	16:08'28.381
5	33.420	33.047	22.790	28.747	1'58.004	266,0	16:10'26.385
6	33.294	32.936	22.580	28.695	1'57.505	267,3	16:12'23.890
7	33.331	34.680	22.588	28.636	1'59.235	267,3	16:14'23.125
8	33.232	32.840	32.792	34.874	2'13.738P	265,4	16:16'36.863
9	7'50.667	33.381	22.696	28.788	9'15.532P	264,7	16:25'52.395
10	36.958	33.029	22.322	28.603	2'00.912	265,4	16:27'53.307
11	33.505	33.274	22.636	28.793	1'58.208	264,7	16:29'51.515
12	33.249	32.794	22.242	28.871	1'57.156	265,4	16:31'48.671
13	34.040	34.030	22.975	34.638	2'05.683P	262,8	16:33'54.354
14	5'27.290	36.732	22.961	31.188	6'58.171P	242,7	16:40'52.525
15	32.969	37.081	22.944	29.327	2'02.321C	264,7	16:42'54.846

23° 22 F. FULIGNI [1'56.159]							
Lap	Seg1	Seg2	Seg3	Seg4	Lap Time	km/h	Local Time
1		34.107	23.247	29.017		262,8	16:03'23.374
2	33.866	33.433	22.698	28.785	1'58.782	260,2	16:05'22.156
3	33.374	33.029	22.448	28.383	1'57.234	267,3	16:07'19.390
4	33.280	33.032	22.409	28.461	1'57.182	267,3	16:09'16.572
5	33.224	33.072	22.504	28.485	1'57.285	266,7	16:11'13.857
6	33.076	32.780	22.533	28.452	1'56.841	268,0	16:13'10.698
7	33.185	32.862	22.838	28.436	1'57.321	269,3	16:15'08.019
8	33.461	33.045	22.896	28.495	1'57.897C	267,3	16:17'05.916
9	33.299	32.981	22.572	28.563	1'57.415	267,3	16:19'03.331
10	34.627	33.866	23.213	35.199	2'06.905P	263,4	16:21'10.236
11	12'01.026	34.380	22.976	28.634	13'27.016P	264,7	16:34'37.252
12	33.345	32.898	22.613	28.483	1'57.339	264,7	16:36'34.591
13	33.073	32.802	22.386	28.274	1'56.535	268,7	16:38'31.126
14	33.203	32.951	22.402	28.377	1'56.933	265,4	16:40'28.059
15	34.421	33.724	22.748	28.337	1'59.230	269,3	16:42'27.289
16	32.882	32.734	22.220	28.323	1'56.159	269,3	16:44'23.448
17	33.131	32.693	22.449	28.336	1'56.609C	266,0	16:46'20.057

24° 71 T. EDWARDS [1'56.188]							
Lap	Seg1	Seg2	Seg3	Seg4	Lap Time	km/h	Local Time
1		34.951	23.462	29.041		267,3	16:02'04.374
2	33.368	32.919	23.087	28.681	1'58.055C	264,7	16:04'02.429
3	33.472	33.132	22.777	28.397	1'57.778	268,7	16:06'00.207
4	33.153	33.952	22.680	29.526	1'59.311	245,5	16:07'59.518
5	33.157	32.941	22.518	28.461	1'57.077	268,7	16:09'56.595
6	35.310	34.273	25.880	31.703	2'07.166	255,3	16:12'03.761
7	33.992	35.031	23.314	29.997	2'02.334	272,0	16:14'06.095
8	33.270	32.766	23.261	35.480	2'04.777P	261,5	16:16'10.872
9	4'56.421	34.337	23.622	30.022	6'24.402P	269,3	16:22'35.274
10	33.482	32.734	22.239	28.353	1'56.808C	271,4	16:24'32.082
11	32.941	32.555	22.478	28.308	1'56.282	267,3	16:26'28.364
12	32.903	32.551	22.464	28.270	1'56.188	266,0	16:28'24.552
13	32.919	33.411	22.901	35.306	2'04.537P	268,7	16:30'29.089
14	4'30.187	33.912	22.699	28.624	5'55.422P	269,3	16:36'24.511
15	36.996	33.369	22.604	28.408	2'01.377	268,7	16:38'25.888
16	33.114	32.570	22.384	28.360	1'56.428	270,7	16:40'22.316
17	32.808	32.999	23.490	32.983	2'02.280	200,7	16:42'24.596
18	33.138	32.560	22.463	31.050	1'59.211C	270,7	16:44'23.807
19	34.076	35.678	25.219	29.553	2'04.526C	259,0	16:46'28.333

25° 95 T. MACKENZIE [1'56.228]							
Lap	Seg1	Seg2	Seg3	Seg4	Lap Time	km/h	Local Time
1		33.680	23.244	29.252		257,1	16:02'45.475
2	33.564	32.908	22.275	28.996	1'57.743	257,8	16:04'43.218
3	33.272	32.878	22.277	28.871	1'57.298	260,2	16:06'40.516
4	33.189	36.299	22.745	32.932	2'05.165P	260,2	16:08'45.681
5	6'25.002	34.469	22.817	29.568	7'51.856P	260,2	16:16'37.537
6	40.534	35.770	22.805	33.462	2'12.571P	260,9	16:18'50.108
7	11'08.749	33.551	22.494	29.271	12'34.065P	259,0	16:31'24.173
8	33.283	32.933	22.375	28.961	1'57.552	259,0	16:33'21.725
9	33.217	32.704	22.246	34.855	2'03.022P	260,2	16:35'24.747
10	3'42.842	33.059	22.671	29.088	5'07.660P	257,8	16:40'32.407
11	32.941	32.588	22.228	28.573	1'56.330	263,4	16:42'28.737
12	32.973	32.514	22.129	28.612	1'56.228	262,8	16:44'24.965
13	33.074	32.464	27.267	34.355	2'07.160CP	258,4	16:46'32.125

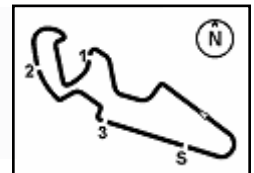
22/09/2023

P = Pits In/Out - C = Lap Time Cancelled

These data/results cannot be reproduced, stored and/or transmitted in whole or in part by any manner of electronic, mechanical, photocopying, recording, broadcasting or otherwise now known or herein after developed without the previous express consent by the copyright owner, except for reproduction in daily press and regular printed publications on sale to the public within 60 days of the event related to those data/results and always provided that copyright symbol appears together as follows below.

© DORNA WSBK ORGANIZATION Srl 2023





MotorLand Aragon 5.077 km

Tissot Aragon Round, 22-24 September 2023

Chronological Analysis Free Practice 2nd Session

5 / 6

26° 73 M. KOFLER [1'56.278]							
Lap	Seg1	Seg2	Seg3	Seg4	Lap Time	km/h	Local Time
1		36.402	26.698	32.360	205.7	16:02'21.476	
2	33.441	33.007	22.505	28.413	1'57.366	263,4	16:04'18.842
3	33.415	32.978	22.601	29.036	1'58.030	264,1	16:06'16.872
4	33.605	32.811	22.409	28.270	1'57.095	266,7	16:08'13.967
5	33.282	32.780	22.412	28.286	1'56.760	266,0	16:10'10.727
6	33.228	32.726	22.598	28.507	1'57.059	268,0	16:12'07.786
7	33.391	33.373	23.251	28.519	1'58.534	274,8	16:14'06.320
8	33.742	32.884	22.815	34.777	2'04.218P	268,0	16:16'10.538
9	7'01.505	33.718	23.001	30.687	8'28.911CP	242,7	16:24'39.449
10	33.637	33.044	22.439	28.433	1'57.553	270,0	16:26'37.002
11	33.205	32.688	22.355	28.311	1'56.559	267,3	16:28'33.561
12	33.627	32.911	22.265	28.348	1'57.151	268,7	16:30'30.712
13	33.796	33.608	23.285	28.463	1'59.152	271,4	16:32'29.864
14	33.288	32.822	22.261	28.477	1'56.848	266,0	16:34'26.712
15	33.778	33.037	22.898	34.703	2'04.416P	268,0	16:36'31.128
16	3'49.212	32.912	22.125	28.290	5'12.539P	264,7	16:41'43.667
17	32.871	32.599	22.238	28.570	1'56.278	266,0	16:43'39.945
18	33.632	33.783	23.630	28.287	1'59.332C	268,7	16:45'39.277

4	33.767	33.213	22.542	28.818	1'58.340	267,3	16:08'33.842
5	33.864	33.845	22.575	28.793	1'59.077	268,0	16:10'32.919
6	33.689	33.222	22.595	28.818	1'58.324C	268,0	16:12'31.243
7	34.008	33.477	22.948	36.247	2'06.680P	264,7	16:14'37.923
8	3'27.998	33.979	23.441	28.894	4'54.312P	264,7	16:19'32.235
9	33.430	33.403	22.720	28.874	1'58.427	264,7	16:21'30.662
10	33.627	33.024	22.576	28.774	1'58.001C	267,3	16:23'28.663
11	33.378	32.860	22.533	28.724	1'57.495	266,0	16:25'26.158
12	33.890	33.302	23.815	36.867	2'07.874P	244,3	16:27'34.032
13	4'47.255	34.104	22.867	29.086	6'13.312P	261,5	16:33'47.344
14	33.543	33.150	22.549	28.774	1'58.016	264,1	16:35'45.360
15	33.413	32.854	22.407	28.523	1'57.197	267,3	16:37'42.557
16	33.268	32.968	23.692	35.884	2'05.812P	271,4	16:39'48.369
17	1'38.391	33.654	23.077	28.889	3'04.011CP	265,4	16:42'52.380
18	33.732	33.192	22.523	28.749	1'58.196C	266,7	16:44'50.576
19	33.502	32.888	22.413	28.661	1'57.464	264,7	16:46'48.040

27° 51 A. SARMOON [1'56.580]							
Lap	Seg1	Seg2	Seg3	Seg4	Lap Time	km/h	Local Time
1		33.653	25.018	31.049	258,4	16:02'04.890	
2	33.263	32.751	23.023	28.616	1'57.653	265,4	16:04'02.543
3	33.098	33.068	22.154	28.767	1'57.087	262,8	16:05'59.630
4	33.625	33.409	22.555	30.453	2'00.042	262,8	16:07'59.672
5	33.488	33.123	22.446	29.265	1'58.322	265,4	16:09'57.994
6	33.695	33.734	22.823	36.164	2'06.416	257,8	16:12'04.410
7	34.200	33.285	22.853	31.987	2'02.325	264,1	16:14'06.735
8	33.789	34.748	22.832	31.124	2'02.493	263,4	16:16'09.228
9	33.299	32.820	23.086	35.375	2'04.580P	263,4	16:18'13.808
10	12'47.648	35.233	22.373	31.236	14'16.490P	258,4	16:32'30.298
11	33.052	32.807	22.329	28.392	1'56.580	268,0	16:34'26.878
12	33.106	33.113	22.116	28.587	1'56.922	265,4	16:36'23.800
13	33.483	33.046	23.967	29.626	2'00.122	262,8	16:38'23.922
14	33.732	32.778	22.057	28.826	1'57.393	262,8	16:40'21.315
15	33.327	33.237	22.547	28.888	1'57.999	262,8	16:42'19.314
16	33.767	33.651	23.155	32.831	2'03.404	261,5	16:44'22.718
17	36.456	33.628	23.191	32.065	2'05.340C	260,2	16:46'28.058

30° 26 M. NORRODIN [1'57.907]							
Lap	Seg1	Seg2	Seg3	Seg4	Lap Time	km/h	Local Time
1		33.807	23.200	29.299	259,0	16:02'45.997	
2	33.548	33.052	22.264	29.043	1'57.907	259,6	16:04'43.904
3	33.678	33.237	22.382	28.958	1'58.255	260,9	16:06'42.159
4	33.323	33.379	22.475	29.103	1'58.280	260,9	16:08'40.439
5	33.516	33.083	22.304	29.026	1'57.929	262,1	16:10'38.368
6	33.795	33.571	22.308	35.863	2'05.537P	261,5	16:12'43.905
7	7'40.965	33.733	22.503	29.167	9'06.368P	257,1	16:21'50.273
8	34.172	33.270	22.174	29.163	1'58.779C	260,2	16:23'49.052
9	33.622	33.297	22.261	29.254	1'58.434	258,4	16:25'47.486
10	33.540	33.295	22.876	35.492	2'05.203P	260,9	16:27'52.689
11	8'17.886	33.888	22.706	29.109	9'43.589P	259,0	16:37'36.278
12	33.663	33.445	22.308	28.923	1'58.339	260,9	16:39'34.617
13	33.855	33.664	22.354	29.259	1'59.132	259,0	16:41'33.749
14	33.612	33.142	22.455	29.095	1'58.304	260,9	16:43'32.053
15	33.597	33.182	22.833	29.259	1'58.871C	262,1	16:45'30.924

28° 68 L. POWER [1'57.164]							
Lap	Seg1	Seg2	Seg3	Seg4	Lap Time	km/h	Local Time
1		33.701	22.924	28.748	262,8	16:02'36.929	
2	33.456	32.899	22.487	28.688	1'57.530	260,9	16:04'34.459
3	33.031	33.000	22.320	28.813	1'57.164	261,5	16:06'31.623
4	33.607	37.035	32.440	28.714	2'11.796	263,4	16:08'43.419
5	33.304	32.922	22.464	28.570	1'57.260	262,8	16:10'40.679
6	34.941	34.189	22.603	31.636	2'03.369	216,4	16:12'44.048
7	33.348	32.950	22.395	28.829	1'57.522	262,1	16:14'41.570
8	33.359	33.025	22.505	36.576	2'05.465P	257,1	16:16'47.035
9	10'59.463	33.344	22.613	29.297	12'24.717P	257,8	16:29'11.752
10	33.184	32.844	22.372	28.704	1'57.104C	260,9	16:31'08.856
11	33.040	33.023	23.279	28.901	1'58.243	262,1	16:33'07.099
12	33.139	32.884	22.370	28.973	1'57.366	260,9	16:35'04.465
13	35.561	34.112	23.091	34.808	2'07.572P	243,8	16:37'12.037
14	3'39.158	38.589	38.236	30.292	5'26.275P	254,1	16:42'38.312

31° 35 L. TACCINI [1'59.180]							
Lap	Seg1	Seg2	Seg3	Seg4	Lap Time	km/h	Local Time
1		35.307	23.370	29.609	264,1	16:02'13.915	
2	34.511	34.590	23.736	37.095	2'09.932P	259,6	16:04'23.847
3	12'25.786	34.984	23.029	29.378	13'53.177P	262,8	16:18'17.024
4	34.494	34.270	27.374	31.391	2'07.529	252,9	16:20'24.553
5	33.928	33.573	23.220	29.009	1'59.730	263,4	16:22'24.283
6	33.904	33.951	22.725	29.246	1'59.826C	265,4	16:24'24.109
7	33.854	33.628	22.778	28.920	1'59.180	264,1	16:26'23.289
8	33.728	33.416	22.930	29.009	1'59.083C	264,7	16:28'22.372
9	33.965	34.234	22.621	35.855	2'06.675P	266,7	16:30'29.047
10	6'23.323	36.241	23.484	31.321	7'54.369P	254,1	16:38'23.416
11	34.581	33.138	22.501	29.027	1'59.247	262,8	16:40'22.663
12	33.410	33.283	22.751	29.787	1'59.231	250,6	16:42'21.894
13	40.264	39.239	27.308	46.038	2'32.849P	172,2	16:44'54.743

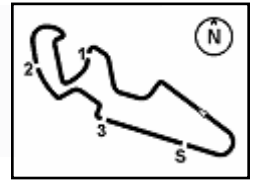
29° 16 Y. OKAYA [1'57.197]							
Lap	Seg1	Seg2	Seg3	Seg4	Lap Time	km/h	Local Time
1		33.997	23.316	28.832	268,7	16:02'37.413	
2	33.871	33.354	22.667	29.010	1'58.902	265,4	16:04'36.315
3	33.843	33.626	22.770	28.948	1'59.187	266,7	16:06'35.502

32° 98 M. ABE [2'00.841]							
Lap	Seg1	Seg2	Seg3	Seg4	Lap Time	km/h	Local Time
1		35.161	23.716	30.957	260,2	16:02'53.101	
2	35.865	34.050	23.641	39.228	2'12.784P	226,4	16:05'05.885
3	3'31.149	33.920	22.949	30.132	4'58.150P	264,1	16:10'04.035
4	35.314	34.009	23.017	29.567	2'01.907	266,0	16:12'05.942
5	34.678	33.834	22.883	29.446	2'00.841	267,3	16:14'06.783
6	34.787	36.053	26.700	44.508	2'22.048P	170,1	16:16'28.831
7	7'56.352	33.770	23.108	29.453	9'22.683P	263,4	16:25'51.514
8	34.710	33.909	23.021	29.469	2'01.109	261,5	16:27'52.623
9	34.593	33.983	23.054	40.480	2'12.110P	229,3	16:30'04.733
10	3'37.609	34.419	23.389	41.314	5'16.731P	199,3	16:35'21.464

22/09/2023 P = Pits In/Out - C = Lap Time Cancelled

These data/results cannot be reproduced, stored and/or transmitted in whole or in part by any manner of electronic, mechanical, photocopying, recording, broadcasting or otherwise now known or herein after developed without the previous express consent by the copyright owner, except for reproduction in daily press and regular printed publications on sale to the public within 60 days of the event related to those data/results and always provided that copyright symbol appears together as follows below.

© DORNA WSBK ORGANIZATION Srl 2023



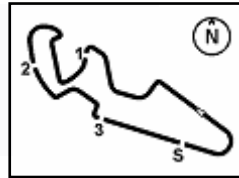
Tissot Aragon Round, 22-24 September 2023
Chronological Analysis Free Practice 2nd Session

11 4'29.828 35.917 23.541 39.794 6'09.080P 233,8 16:41'30.544

22/09/2023 P = Pits In/Out - C = Lap Time Cancelled

These data/results cannot be reproduced, stored and/or transmitted in whole or in part by any manner of electronic, mechanical, photocopying, recording, broadcasting or otherwise now known or herein after developed without the previous express consent by the copyright owner, except for reproduction in daily press and regular printed publications on sale to the public within 60 days of the event related to those data/results and always provided that copyright symbol appears together as follows below.

© DORNA WSBK ORGANIZATION Srl 2023

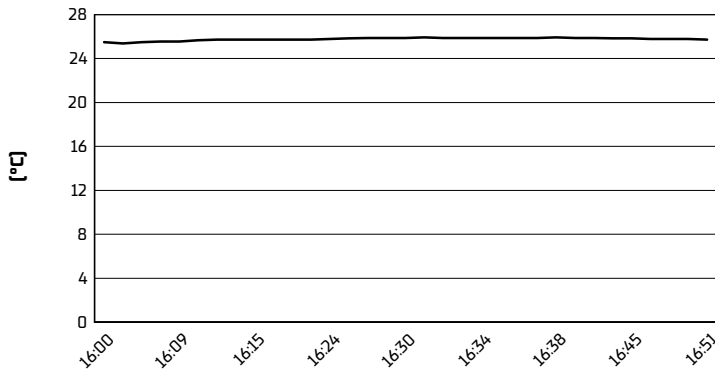


MotorLand Aragon 5.077 m

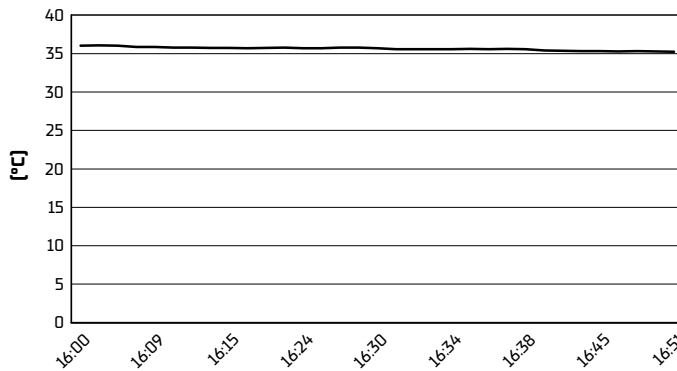
Tissot Aragon Round, 22-24 September 2023
Weather Report Free Practice 2nd Session

Session started 16:00 - Session ended 16:52


Air Temperature



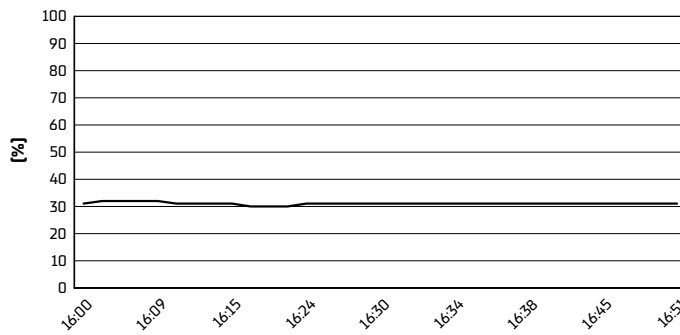
Track Temperature



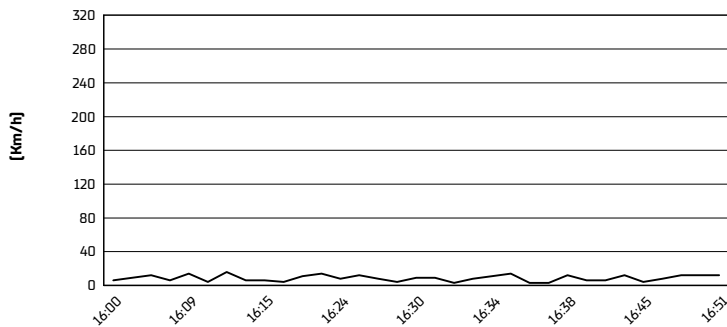
Air Pressure



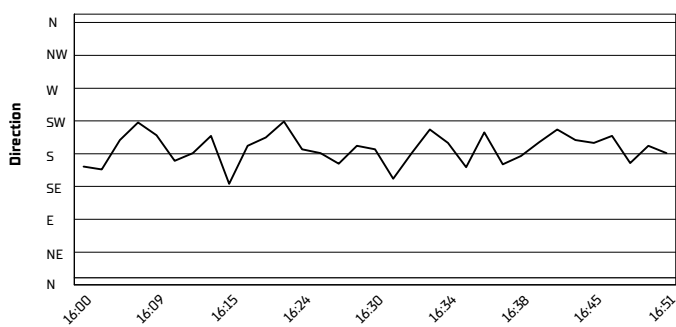
Humidity



Wind Speed



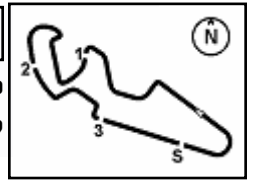
Wind Direction



22/09/2023

These data/results cannot be reproduced, stored and/or transmitted in whole or in part by any manner of electronic, mechanical, photocopying, recording, broadcasting or otherwise now known or herein after developed without the previous express consent by the copyright owner, except for reproduction in daily press and regular printed publications on sale to the public within 60 days of the event related to those data/results and always provided that copyright symbol appears together as follows below.

© DORNA WSBK ORGANIZATION Srl 2023

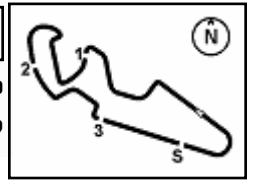

Tissot Aragon Round, 22-24 September 2023
Best Laps & Speeds

No.	Rider	Nat	Best Lap		FP1		FP2												
			LL	SPD	LL	SPD	LL	SPD											
1	11 N. BULEGA Ducati Panigale V2	ITA	1'53.671 35 276,9		1'54.043 16 276,9		1'53.671 19 272,0												
2	64 F. CARICASULO Ducati Panigale V2	ITA	1'53.858 34 278,3		1'54.555 16 278,3		1'53.858 18 275,5												
3	62 S. MANZI Yamaha YZF R6	ITA	1'53.966 35 273,4		1'54.557 17 273,4		1'53.966 18 270,0												
4	9 J. NAVARRO Yamaha YZF R6	ESP	1'54.137 27 278,3		1'55.135 10 276,2		1'54.137 17 278,3												
5	99 A. HUERTAS Kawasaki ZX-6R	ESP	1'54.419 34 280,5		1'54.419 15 280,5		1'54.538 19 273,4												
6	23 M. SCHROETTER MV Agusta F3 800 RR	GER	1'54.501 31 275,5		1'55.072 13 273,4		1'54.501 18 275,5												
7	66 N. TUULI Triumph Street Triple RS 765	FIN	1'54.506 29 277,6		1'55.268 15 277,6		1'54.506 14 274,1												
8	94 V. DEBISE Yamaha YZF R6	FRA	1'54.673 31 274,8		1'55.273 17 274,8		1'54.673 14 268,6												
9	54 B. SOFUOGLU MV Agusta F3 800 RR	TUR	1'54.859 38 277,6		1'54.978 18 277,6		1'54.859 20 274,1												
10	3 R. DE ROSA Ducati Panigale V2	ITA	1'54.878 31 273,4		1'55.077 16 273,4		1'54.878 15 269,3												
11	48 L. DALLA PORTA Yamaha YZF R6	ITA	1'54.943 32 277,6		1'56.549 16 277,6		1'54.943 16 272,7												
12	28 G. VAN STRAALEN Yamaha YZF R6	NED	1'54.954 32 272,0		1'55.192 16 272,0		1'54.954 16 272,0												
13	55 Y. MONTELLA Ducati Panigale V2	ITA	1'54.993 32 274,1		1'54.998 16 274,1		1'54.993 16 271,3												
14	27 A. DIAZ Yamaha YZF R6	ESP	1'55.208 33 269,3		1'57.250 16 267,3		1'55.208 17 269,3												
15	69 T. BOOTH-AMOS Kawasaki ZX-6R	GBR	1'55.390 26 270,0		1'55.390 13 270,0		1'55.551 13 267,9												
16	29 N. SPINELLI Yamaha YZF R6	ITA	1'55.392 31 273,4		1'56.797 14 273,4		1'55.392 17 266,6												
17	76 J. GIRAL Ducati Panigale V2	ESP	1'55.541 21 272,7		1'56.746 15 272,7		1'55.541 6 267,3												
18	72 Y. RUIZ Yamaha YZF R6	ESP	1'55.549 37 270,6		1'56.654 19 270,6		1'55.549 18 265,3												
19	17 J. MCPHEE Ducati Panigale V2	GBR	1'55.578 32 276,9		1'56.267 15 276,9		1'55.578 17 274,8												
20	41 H. GARZO VICENT Yamaha YZF R6	ESP	1'55.654 31 271,3		1'56.702 16 271,3		1'55.654 15 270,6												
21	50 O. VOSTATEK Triumph Street Triple RS 765	CZE	1'55.896 33 276,2		1'55.968 17 276,2		1'55.896 16 272,0												
22	61 C. ONCU Kawasaki ZX-6R	TUR	1'55.960 31 274,1		1'56.963 15 274,1		1'55.960 16 268,6												
23	22 F. FULIGNI Ducati Panigale V2	ITA	1'56.159 32 275,5		1'57.198 16 275,5		1'56.159 16 269,3												
24	71 T. EDWARDS Yamaha YZF R6	AUS	1'56.188 32 274,8		1'56.899 14 274,8		1'56.188 18 272,0												
25	95 T. MACKENZIE Honda CBR600RR	GBR	1'56.228 26 269,3		1'56.763 14 269,3		1'56.228 12 263,4												

22/09/2023

These data/results cannot be reproduced, stored and/or transmitted in whole or in part by any manner of electronic, mechanical, photocopying, recording, broadcasting or otherwise now known or herein after developed without the previous express consent by the copyright owner, except for reproduction in daily press and regular printed publications on sale to the public within 60 days of the event related to those data/results and always provided that copyright symbol appears together as follows below.

© DORNA WSBK ORGANIZATION Srl 2023



Tissot Aragon Round, 22-24 September 2023
Best Laps & Speeds

No.	Rider	Nat	Best Lap		FP1		FP2							
			LL	SPD	LL	SPD	LL	SPD						
26	73 M. KOFLER Ducati Panigale V2	AUT	1'56.278 34 274,8		1'56.963 17 272,0		1'56.278 17 274,8							
27	51 A. SARMOON Yamaha YZF R6	THA	1'56.580 33 269,3		1'57.956 17 269,3		1'56.580 16 267,9							
28	68 L. POWER Kawasaki ZX-6R	AUS	1'57.164 26 268,6		1'57.338 13 268,6		1'57.164 13 263,4							
29	16 Y. OKAYA Kawasaki ZX-6R	JPN	1'57.197 36 274,8		1'57.988 18 274,8		1'57.197 18 271,3							
30	26 M. NORRODIN Honda CBR600RR	MAS	1'57.907 29 266,0		1'59.046 15 266,0		1'57.907 14 262,1							
31	35 L. TACCINI Kawasaki ZX-6R	ITA	1'57.932 25 271,3		1'57.932 13 271,3		1'59.180 12 266,6							
32	98 M. ABE Yamaha YZF R6	JPN	2'00.841 11 267,3		2'07.036 1 266,6		2'00.841 10 267,3							

22/09/2023

These data/results cannot be reproduced, stored and/or transmitted in whole or in part by any manner of electronic, mechanical, photocopying, recording, broadcasting or otherwise now known or herein after developed without the previous express consent by the copyright owner, except for reproduction in daily press and regular printed publications on sale to the public within 60 days of the event related to those data/results and always provided that copyright symbol appears together as follows below.

© DORNA WSBK ORGANIZATION Srl 2023