

**Tissot Aragon Round, 22-24 September 2023**  
**Results Tissot Superpole**

No.	Rider	Nat	Team	Bike	Class	Time	Gap	Rel.	Laps	Speed	
										Avg	Max
1	11 N. BULEGA	ITA	Aruba.it Racing WorldSSP Team	Ducati Panigale V2		<b>1'52.306</b>			7	162,745	<b>275,5</b>
2	55 Y. MONTELLA	ITA	Barni Spark Racing Team	Ducati Panigale V2		<b>1'53.030</b>	0.724	0.724	8	161,702	<b>274,8</b>
3	64 F. CARICASULO	ITA	Althea Racing Team	Ducati Panigale V2		<b>1'53.170</b>	0.864	0.140	8	161,502	<b>279,8</b>
4	23 M. SCHROETTER	GER	MV Agusta Reparto Corse	MV Agusta F3 800 RR		<b>1'53.220</b>	0.914	0.050	6	161,431	<b>274,8</b>
5	62 S. MANZI	ITA	Ten Kate Racing Yamaha	Yamaha YZF R6		<b>1'53.337</b>	1.031	0.117	10	161,264	<b>274,1</b>
6	3 R. DE ROSA	ITA	Orelac Racing Verdnavatura	Ducati Panigale V2		<b>1'53.363</b>	1.057	0.026	9	161,227	<b>274,1</b>
7	99 A. HUERTAS	ESP	MTM Kawasaki	Kawasaki ZX-6R		<b>1'53.369</b>	1.063	0.006	8	161,219	<b>274,8</b>
8	9 J. NAVARRO	ESP	Ten Kate Racing Yamaha	Yamaha YZF R6		<b>1'53.619</b>	1.313	0.250	9	160,864	<b>274,8</b>
9	28 G. VAN STRAALEN	NED	EAB Racing Team	Yamaha YZF R6		<b>1'53.650</b>	1.344	0.031	9	160,820	<b>275,5</b>
10	54 B. SOFUOGLU	TUR	MV Agusta Reparto Corse	MV Agusta F3 800 RR		<b>1'53.724</b>	1.418	0.074	10	160,715	<b>277,6</b>
11	29 N. SPINELLI	ITA	VFT Racing WEBIKE Yamaha	Yamaha YZF R6		<b>1'53.873</b>	1.567	0.149	9	160,505	<b>274,1</b>
12	66 N. TUULI	FIN	PTR Triumph	Triumph Street Triple RS 765		<b>1'53.879</b>	1.573	0.006	9	160,497	<b>276,2</b>
13	69 T. BOOTH-AMOS	GBR	Motozoo ME AIR Racing	Kawasaki ZX-6R	*	<b>1'53.933</b>	1.627	0.054	8	160,421	<b>273,4</b>
14	94 V. DEBISE	FRA	GMT94 Yamaha	Yamaha YZF R6		<b>1'54.067</b>	1.761	0.134	10	160,232	<b>272,7</b>
15	41 H. GARZO VICENT	ESP	Yamaha Thailand Racing Team	Yamaha YZF R6		<b>1'54.228</b>	1.922	0.161	10	160,006	<b>274,8</b>
16	27 A. DIAZ	ESP	Arco Yart Yamaha WorldSSP	Yamaha YZF R6	*	<b>1'54.493</b>	2.187	0.265	10	159,636	<b>277,6</b>
17	72 Y. RUIZ	ESP	MDR Offtec Yamaha	Yamaha YZF R6		<b>1'54.584</b>	2.278	0.091	8	159,509	<b>270,7</b>
18	71 T. EDWARDS	AUS	Yart-Yamaha WorldSSP Team	Yamaha YZF R6	*	<b>1'54.588</b>	2.282	0.004	10	159,504	<b>274,8</b>
19	17 J. MCPHEE	GBR	D34G Racing	Ducati Panigale V2		<b>1'54.659</b>	2.353	0.071	9	159,405	<b>278,4</b>
20	61 C. ONCU	TUR	Kawasaki Puccetti Racing	Kawasaki ZX-6R		<b>1'54.699</b>	2.393	0.040	10	159,349	<b>278,4</b>
21	48 L. DALLA PORTA	ITA	Evan Bros. WorldSSP Yamaha Team	Yamaha YZF R6		<b>1'54.900</b>	2.594	0.201	8	159,070	<b>277,6</b>
22	73 M. KOFLER	AUT	D34G Racing	Ducati Panigale V2	*	<b>1'55.202</b>	2.896	0.302	10	158,653	<b>274,1</b>
23	22 F. FULIGNI	ITA	Orelac Racing Verdnavatura	Ducati Panigale V2	*	<b>1'55.380</b>	3.074	0.178	10	158,409	<b>273,4</b>
24	50 O. VOSTATEK	CZE	PTR Triumph	Triumph Street Triple RS 765		<b>1'55.396</b>	3.090	0.016	2	158,387	<b>272,0</b>
25	51 A. SARMOON	THA	Yamaha Thailand Racing Team	Yamaha YZF R6		<b>1'55.446</b>	3.140	0.050	10	158,318	<b>274,1</b>
26	68 L. POWER	AUS	Motozoo ME AIR Racing	Kawasaki ZX-6R	*	<b>1'55.698</b>	3.392	0.252	9	157,973	<b>266,7</b>
27	16 Y. OKAYA	JPN	ProDina Kawasaki Racing	Kawasaki ZX-6R	*	<b>1'55.759</b>	3.453	0.061	10	157,890	<b>272,7</b>
28	95 T. MACKENZIE	GBR	PETRONAS MIE Racing Honda Team	Honda CBR600RR		<b>1'55.905</b>	3.599	0.146	9	157,691	<b>266,0</b>
29	26 M. NORRODIN	MAS	PETRONAS MIE Racing Honda Team	Honda CBR600RR		<b>1'56.047</b>	3.741	0.142	9	157,498	<b>268,7</b>
30	35 L. TACCINI	ITA	Vince64 by Puccetti Racing	Kawasaki ZX-6R		<b>1'56.962</b>	4.656	0.915	10	156,266	<b>273,4</b>
<b>Not Qualified</b>											
NQ	98 M. ABE	JPN	VFT Racing WEBIKE Yamaha	Yamaha YZF R6	*				0		<b>268,0</b>

Qualifying Lap Time (105% of 1'52.306): 1'57.922

\* WorldSSP Challenge

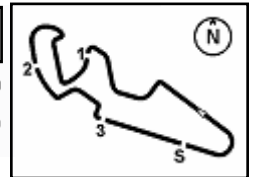
AIR	Humidity:	52%	Temp:	19°C
TRACK	Condition:	Dry	Temp:	22°C

Records	Pole	(SP)	2022	L.Baldassarri	1'52.706	162,170	Km/h
	Race	(RC2)	2022	D.Aegerter	1'53.639	160,840	Km/h
	All Times	(SP)	2022	L.Baldassarri	1'52.706	162,170	Km/h

Start 23/09/2023 10:25 End 10:59 The results are provisional until the end of the time limit for protests and appeals and the completion of the technical checks.

These data/results cannot be reproduced, stored and/or transmitted in whole or in part by any manner of electronic, mechanical, photocopying, recording, broadcasting or otherwise now known or herein after developed without the previous express consent by the copyright owner, except for reproduction in daily press and regular printed publications on sale to the public within 60 days of the event related to those data/results and always provided that copyright symbol appears together as follows below.

© DORNA WSBK ORGANIZATION Srl 2023



**Tissot Aragon Round, 22-24 September 2023**  
**Results Tissot Superpole**

**Session Highlights**

Local Time	No. Rider	Description
10.25.00		Start
10.28.14	<b>98</b> M. ABE	Crashed - Turn 7
10.29.51	<b>54</b> B. SOFUOGLU	Lap Cancelled [1'58.981] - Exceeded Track Limits - Turn 17
10.31.02	<b>22</b> F. FULIGNI	Lap Cancelled [1'56.771] - Yellow Flag - Turn 6-7
10.31.07	<b>61</b> C. ONCU	Lap Cancelled [2'10.771] - Yellow Flag - Turn 6-7
10.31.12	<b>95</b> T. MACKENZIE	Lap Cancelled [2'07.853] - Yellow Flag - Turn 6-7
10.31.17	<b>9</b> J. NAVARRO	Lap Cancelled [1'54.343] - Yellow Flag - Turn 6-7
10.31.22	<b>28</b> G. VAN STRAALEN	Lap Cancelled [1'54.336] - Yellow Flag - Turn 6-7
10.31.27	<b>66</b> N. TUULI	Lap Cancelled [1'54.308] - Yellow Flag - Turn 6-7
10.31.32	<b>29</b> N. SPINELLI	Lap Cancelled [1'55.639] - Yellow Flag - Turn 6-7
10.31.37	<b>66</b> N. TUULI	Lap Cancelled [1'54.308] - Yellow Flag - Turn 6-7
10.31.42	<b>62</b> S. MANZI	Lap Cancelled [1'53.540] - Yellow Flag - Turn 6-7
10.31.47	<b>94</b> V. DEBISE	Lap Cancelled [1'55.409] - Yellow Flag - Turn 6-7
10.31.50		RED FLAG
10.31.52	<b>3</b> R. DE ROSA	Lap Cancelled [1'54.694] - Yellow Flag - Turn 6-7
10.31.57	<b>94</b> V. DEBISE	Lap Cancelled [1'55.409] - Exceeded Track Limits - Turn 17
10.32.12	<b>50</b> O. VOSTATEK	Technical Problem - Turn 3
10.40.00		Session Restart
10.42.28	<b>27</b> A. DIAZ	On Asphalt - Re-Joined - Turn 1
10.43.01	<b>68</b> L. POWER	On Asphalt - Re-Joined - Turn 16
10.44.19	<b>62</b> S. MANZI	Lap Cancelled [1'53.126] - Exceeded Track Limits - Turn 10
10.49.34	<b>94</b> V. DEBISE	Lap Cancelled [1'55.020] - Exceeded Track Limits - Turn 10
10.49.49	<b>28</b> G. VAN STRAALEN	Lap Cancelled [2'00.621] - Exceeded Track Limits - Turn 7
10.50.03	<b>17</b> J. MCPHEE	Lap Cancelled [1'55.225] - Exceeded Track Limits - Turn 7
10.52.10	<b>54</b> B. SOFUOGLU	Lap Cancelled [1'54.250] - Exceeded Track Limits - Turn 10
10.54.06	<b>23</b> M. SCHROETTER	Crashed - Turn 13
10.56.00	<b>35</b> L. TACCINI	Lap Cancelled [1'58.025] - Exceeded Track Limits - Turn 17
10.56.33	<b>73</b> M. KOFLER	Lap Cancelled [1'56.395] - Exceeded Track Limits - Turn 17
10.57.08	<b>55</b> Y. MONTELLA	Lap Cancelled [1'54.242] - Yellow Flag - Turn 12
10.57.13	<b>99</b> A. HUERTAS	Lap Cancelled [1'54.137] - Yellow Flag - Turn 12
10.57.18	<b>11</b> N. BULEGA	Lap Cancelled [1'52.875] - Yellow Flag - Turn 12
10.57.23	<b>68</b> L. POWER	Lap Cancelled [2'00.843] - Yellow Flag - Turn 12
10.57.28	<b>62</b> S. MANZI	Lap Cancelled [3'18.831] - Yellow Flag - Turn 12
10.59.38		End Of Session

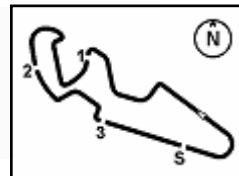
**Fastest Laps Sequence**

No.	Rider	Nat	Team	Bike	Local Time	Time	Gap	Avg
<b>55</b>	Y. MONTELLA	ITA	Barni Spark Racing Team	Ducati Panigale V2	10:28'54.731	<b>1'54.131</b>		160,142
<b>99</b>	A. HUERTAS	ESP	MTM Kawasaki	Kawasaki ZX-6R	10:29'08.878	<b>1'53.949</b>	-0.182	160,398
<b>11</b>	N. BULEGA	ITA	Aruba.it Racing WorldSSP Team	Ducati Panigale V2	10:30'36.270	<b>1'52.801</b>	-1.148	162,030
<b>11</b>	N. BULEGA	ITA	Aruba.it Racing WorldSSP Team	Ducati Panigale V2	10:48'54.296	<b>1'52.482</b>	-0.319	162,490
<b>11</b>	N. BULEGA	ITA	Aruba.it Racing WorldSSP Team	Ducati Panigale V2	10:50'46.602	<b>1'52.306</b>	-0.176	162,745

Start 10:25 End 10:59 The results are provisional until the end of the time limit for protests and appeals and the completion of the technical checks.

These data/results cannot be reproduced, stored and/or transmitted in whole or in part by any manner of electronic, mechanical, photocopying, recording, broadcasting or otherwise now known or herein after developed without the previous express consent by the copyright owner, except for reproduction in daily press and regular printed publications on sale to the public within 60 days of the event related to those data/results and always provided that copyright symbol appears together as follows below.

© DORNA WSBK ORGANIZATION Srl 2023



## Tissot Aragon Round, 22-24 September 2023

### Starting Grid - Race 1 (15 Laps x 5,077 km = 76,155 km)

MotorLand Aragon 5.077 m

3	<b>64</b> CARICASULO F. Ducati 1'53.170	2	<b>55</b> MONTELLA Y. Ducati 1'53.030	1	<b>11</b> BULEGA N. Ducati 1'52.306	1
6	<b>99</b> HUERTAS A. Kawasaki 1'53.369	5	<b>3</b> DE ROSA R. Ducati 1'53.363	4	<b>62</b> MANZI S. Yamaha 1'53.337	2
9	<b>28</b> VAN STRAALEN G. Yamaha 1'53.650	8	<b>9</b> NAVARRO J. Yamaha 1'53.619	7	<b>23</b> SCHROETTER M. MV Agusta 1'53.220	3
12	<b>66</b> TUULI N. Triumph 1'53.879	11	<b>29</b> SPINELLI N. Yamaha 1'53.873	10	<b>54</b> SOFUOGLU B. MV Agusta 1'53.724	4
15	<b>41</b> GARZO VICENT H. Yamaha 1'54.228	14	<b>94</b> DEBISE V. Yamaha 1'54.067	13	<b>69</b> BOOTH-AMOS T. Kawasaki 1'53.933	5
18	<b>71</b> EDWARDS T. Yamaha 1'54.588	17	<b>72</b> RUIZ Y. Yamaha 1'54.584	16	<b>27</b> DIAZ A. Yamaha 1'54.493	6
21	<b>48</b> DALLA PORTA L. Yamaha 1'54.900	20	<b>61</b> ONCU C. Kawasaki 1'54.699	19	<b>17</b> MCPHEE J. Ducati 1'54.659	7
24	<b>50</b> VOSTATEK O. Triumph 1'55.396	23	<b>22</b> FULIGNI F. Ducati 1'55.380	22	<b>73</b> KOFLER M. Ducati 1'55.202	8
27	<b>16</b> OKAYA Y. Kawasaki 1'55.759	26	<b>68</b> POWER L. Kawasaki 1'55.698	25	<b>51</b> SARMOON A. Yamaha 1'55.446	9
30	<b>35</b> TACCINI L. Kawasaki 1'56.962	29	<b>26</b> NORRODIN M. Honda 1'56.047	28	<b>95</b> MACKENZIE T. Honda 1'55.905	10

N.76 (Giral J.) will not take part in the race. Declared unfit after FP2

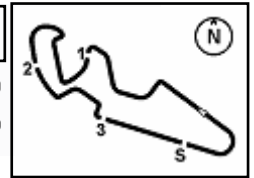
N.23 (Schroetter M.) has been penalized with a drop of 3 grid position for slowing on racing line during FP2

N.71 (Edwards T.) has been penalized with a Long Lap Penalty for slowing on racing line during last 10 minutes of FP2

23/09/2023 The Race Director .....

\* = Penalized

These data/results cannot be reproduced, stored and/or transmitted in whole or in part by any manner of electronic, mechanical, photocopying, recording, broadcasting or otherwise now known or herein after developed without the previous express consent by the copyright owner, except for reproduction in daily press and regular printed publications on sale to the public within 60 days of the event related to those data/results and always provided that copyright symbol appears together as follows below. © DORNA WSBK ORGANIZATION Srl 2023



**Tissot Aragon Round, 22-24 September 2023**  
**Best Sectors & Speed Tissot Superpole**

MotorLand Aragon 5.077 m

BEST LAP		
1	11 N. BULEGA	Ducati Panigale V2 1'52.306
2	55 Y. MONTELLA	Ducati Panigale V2 1'53.030
3	64 F. CARICASULO	Ducati Panigale V2 1'53.170
4	23 M. SCHROETTER	MV Agusta F3 800 RR 1'53.220
5	62 S. MANZI	Yamaha YZF R6 1'53.337
6	3 R. DE ROSA	Ducati Panigale V2 1'53.363
7	99 A. HUERTAS	Kawasaki ZX-6R 1'53.369
8	9 J. NAVARRO	Yamaha YZF R6 1'53.619
9	28 G. VAN STRAALEN	Yamaha YZF R6 1'53.650
10	54 B. SOFUOGLU	MV Agusta F3 800 RR 1'53.724
11	29 N. SPINELLI	Yamaha YZF R6 1'53.873
12	66 N. TUULI	Triumph Street Triple RS 765 1'53.879
13	69 T. BOOTH-AMOS	Kawasaki ZX-6R 1'53.933
14	94 V. DEBISE	Yamaha YZF R6 1'54.067
15	41 H. GARZO VICENT	Yamaha YZF R6 1'54.228
16	27 A. DIAZ	Yamaha YZF R6 1'54.493
17	72 Y. RUIZ	Yamaha YZF R6 1'54.584
18	71 T. EDWARDS	Yamaha YZF R6 1'54.588
19	17 J. MCPHEE	Ducati Panigale V2 1'54.659
20	61 C. ONCU	Kawasaki ZX-6R 1'54.699
21	48 L. DALLA PORTA	Yamaha YZF R6 1'54.900
22	73 M. KOFLER	Ducati Panigale V2 1'55.202
23	22 F. FULIGNI	Ducati Panigale V2 1'55.380
24	50 D. VOSTATEK	Triumph Street Triple RS 765 1'55.396
25	51 A. SARMOON	Yamaha YZF R6 1'55.446
26	68 L. POWER	Kawasaki ZX-6R 1'55.698
27	16 Y. OKAYA	Kawasaki ZX-6R 1'55.759
28	95 T. MACKENZIE	Honda CBR600RR 1'55.905
29	26 M. NORRODIN	Honda CBR600RR 1'56.047
30	35 L. TACCINI	Kawasaki ZX-6R 1'56.962
31	98 M. ABE	Yamaha YZF R6

SPEED		
1	64 F. CARICASULO	Ducati Panigale V2 279,8
2	17 J. MCPHEE	Ducati Panigale V2 278,4
3	61 C. ONCU	Kawasaki ZX-6R 278,4
4	48 L. DALLA PORTA	Yamaha YZF R6 277,6
5	54 B. SOFUOGLU	MV Agusta F3 800 RR 277,6
6	27 A. DIAZ	Yamaha YZF R6 277,6
7	66 N. TUULI	Triumph Street Triple RS 765 276,2
8	28 G. VAN STRAALEN	Yamaha YZF R6 275,5
9	11 N. BULEGA	Ducati Panigale V2 275,5
10	99 A. HUERTAS	Kawasaki ZX-6R 274,8
11	41 H. GARZO VICENT	Yamaha YZF R6 274,8
12	9 J. NAVARRO	Yamaha YZF R6 274,8
13	71 T. EDWARDS	Yamaha YZF R6 274,8
14	23 M. SCHROETTER	MV Agusta F3 800 RR 274,8
15	55 Y. MONTELLA	Ducati Panigale V2 274,8
16	73 M. KOFLER	Ducati Panigale V2 274,1
17	3 R. DE ROSA	Ducati Panigale V2 274,1
18	51 A. SARMOON	Yamaha YZF R6 274,1
19	29 N. SPINELLI	Yamaha YZF R6 274,1
20	62 S. MANZI	Yamaha YZF R6 274,1
21	69 T. BOOTH-AMOS	Kawasaki ZX-6R 273,4
22	35 L. TACCINI	Kawasaki ZX-6R 273,4
23	22 F. FULIGNI	Ducati Panigale V2 273,4
24	94 V. DEBISE	Yamaha YZF R6 272,7
25	16 Y. OKAYA	Kawasaki ZX-6R 272,7
26	50 D. VOSTATEK	Triumph Street Triple RS 765 272,0
27	72 Y. RUIZ	Yamaha YZF R6 270,7
28	26 M. NORRODIN	Honda CBR600RR 268,7
29	98 M. ABE	Yamaha YZF R6 268,0
30	68 L. POWER	Kawasaki ZX-6R 266,7
31	95 T. MACKENZIE	Honda CBR600RR 266,0

SEG. 1		
1	11 N. BULEGA	31.826
2	99 A. HUERTAS	32.025
3	62 S. MANZI	32.027
4	55 Y. MONTELLA	32.027
5	28 G. VAN STRAALEN	32.124
6	3 R. DE ROSA	32.193
7	64 F. CARICASULO	32.198
8	94 V. DEBISE	32.237
9	69 T. BOOTH-AMOS	32.260
10	71 T. EDWARDS	32.274
11	9 J. NAVARRO	32.282
12	29 N. SPINELLI	32.282
13	27 A. DIAZ	32.286
14	23 M. SCHROETTER	32.294
15	54 B. SOFUOGLU	32.319
16	41 H. GARZO VICENT	32.321
17	66 N. TUULI	32.358
18	72 Y. RUIZ	32.458
19	61 C. ONCU	32.498
20	51 A. SARMOON	32.513
21	22 F. FULIGNI	32.555
22	17 J. MCPHEE	32.556
23	68 L. POWER	32.599
24	48 L. DALLA PORTA	32.674
25	50 D. VOSTATEK	32.737
26	73 M. KOFLER	32.741
27	16 Y. OKAYA	32.746
28	26 M. NORRODIN	32.797
29	95 T. MACKENZIE	33.000
30	35 L. TACCINI	33.235
31	98 M. ABE	33.777

SEG. 2		
1	11 N. BULEGA	31.481
2	62 S. MANZI	31.624
3	23 M. SCHROETTER	31.655
4	64 F. CARICASULO	31.705
5	3 R. DE ROSA	31.739
6	55 Y. MONTELLA	31.749
7	94 V. DEBISE	31.787
8	28 G. VAN STRAALEN	31.812
9	9 J. NAVARRO	31.843
10	54 B. SOFUOGLU	31.848
11	99 A. HUERTAS	31.862
12	66 N. TUULI	31.962
13	69 T. BOOTH-AMOS	31.963
14	29 N. SPINELLI	31.999
15	41 H. GARZO VICENT	32.009
16	71 T. EDWARDS	32.038
17	72 Y. RUIZ	32.047
18	27 A. DIAZ	32.110
19	61 C. ONCU	32.160
20	48 L. DALLA PORTA	32.193
21	17 J. MCPHEE	32.196
22	73 M. KOFLER	32.262
23	51 A. SARMOON	32.271
24	95 T. MACKENZIE	32.284
25	50 D. VOSTATEK	32.370
26	68 L. POWER	32.396
27	16 Y. OKAYA	32.399
28	22 F. FULIGNI	32.450
29	26 M. NORRODIN	32.618
30	35 L. TACCINI	32.916
31	98 M. ABE	34.070

SEG. 3		
1	62 S. MANZI	21.521
2	64 F. CARICASULO	21.544
3	11 N. BULEGA	21.578
4	9 J. NAVARRO	21.590
5	55 Y. MONTELLA	21.605
6	23 M. SCHROETTER	21.663
7	99 A. HUERTAS	21.665
8	3 R. DE ROSA	21.678
9	94 V. DEBISE	21.718
10	72 Y. RUIZ	21.749
11	28 G. VAN STRAALEN	21.764
12	29 N. SPINELLI	21.792
13	66 N. TUULI	21.796
14	69 T. BOOTH-AMOS	21.804
15	27 A. DIAZ	21.854
16	41 H. GARZO VICENT	21.855
17	95 T. MACKENZIE	21.904
18	50 D. VOSTATEK	21.917
19	54 B. SOFUOGLU	21.921
20	71 T. EDWARDS	22.053
21	48 L. DALLA PORTA	22.064
22	17 J. MCPHEE	22.072
23	26 M. NORRODIN	22.073
24	51 A. SARMOON	22.098
25	61 C. ONCU	22.108
26	22 F. FULIGNI	22.143
27	68 L. POWER	22.143
28	73 M. KOFLER	22.145
29	16 Y. OKAYA	22.251
30	35 L. TACCINI	22.349
31	98 M. ABE	23.869

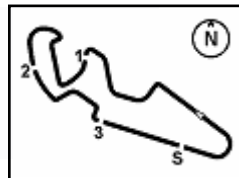
SEG. 4		
1	11 N. BULEGA	27.305
2	55 Y. MONTELLA	27.440
3	23 M. SCHROETTER	27.482
4	54 B. SOFUOGLU	27.636
5	17 J. MCPHEE	27.649
6	99 A. HUERTAS	27.687
7	64 F. CARICASULO	27.693
8	3 R. DE ROSA	27.726
9	66 N. TUULI	27.763
10	29 N. SPINELLI	27.800
11	28 G. VAN STRAALEN	27.823
12	69 T. BOOTH-AMOS	27.835
13	62 S. MANZI	27.874
14	9 J. NAVARRO	27.890
15	61 C. ONCU	27.909
16	94 V. DEBISE	27.924
17	41 H. GARZO VICENT	27.927
18	27 A. DIAZ	27.935
19	48 L. DALLA PORTA	27.962
20	22 F. FULIGNI	27.997
21	71 T. EDWARDS	28.004
22	51 A. SARMOON	28.016
23	73 M. KOFLER	28.049
24	72 Y. RUIZ	28.099
25	16 Y. OKAYA	28.104
26	50 D. VOSTATEK	28.291
27	95 T. MACKENZIE	28.385
28	35 L. TACCINI	28.426
29	26 M. NORRODIN	28.476
30	68 L. POWER	28.560
31	98 M. ABE	29.412

23/09/2023

These data/results cannot be reproduced, stored and/or transmitted in whole or in part by any manner of electronic, mechanical, photocopying, recording, broadcasting or otherwise now known or herein after developed without the previous express consent by the copyright owner, except for reproduction in daily press and regular printed publications on sale to the public within 60 days of the event related to those data/results and always provided that copyright symbol appears together as follows below.

© DORNA WSBK ORGANIZATION Srl 2023





**Tissot Aragon Round, 22-24 September 2023**  
**Ideal Times Tissot Superpole**

MotorLand Aragon 5.077 m

No. Rider	Nat	Bike	Seg. 1 Diff. 1	Seg. 2 Diff. 2	Seg. 3 Diff. 3	Seg. 4 Diff. 4	Ideal Time Best Lap	Pos.	Diff.
1 11 N. BULEGA	ITA	Ducati Panigale V2	<b>31.826</b>	<b>31.481</b> +0.116	21.578	<b>27.305</b>	<b>1'52.190</b> 1'52.306	1	0.116
2 55 Y. MONTELLA	ITA	Ducati Panigale V2	32.027 +0.209	31.749	21.605	27.440	<b>1'52.821</b> 1'53.030	2	0.209
3 62 S. MANZI	ITA	Yamaha YZF R6	32.027 +0.020	31.624 +0.147	<b>21.521</b>	27.874 +0.124	<b>1'53.046</b> 1'53.337	5	0.291
4 23 M. SCHROETTER	GER	MV Agusta F3 800 RR	32.294 +0.064	31.655	21.663	27.482 +0.062	<b>1'53.094</b> 1'53.220	4	0.126
5 64 F. CARICASULO	ITA	Ducati Panigale V2	32.198	31.705 +0.027	21.544	27.693 +0.003	<b>1'53.140</b> 1'53.170	3	0.030
6 99 A. HUERTAS	ESP	Kawasaki ZX-6R	32.025 +0.107	31.862	21.665	27.687 +0.023	<b>1'53.239</b> 1'53.369	7	0.130
7 3 R. DE ROSA	ITA	Ducati Panigale V2	32.193 +0.027	31.739	21.678	27.726	<b>1'53.336</b> 1'53.363	6	0.027
8 28 G. VAN STRAALEN	NED	Yamaha YZF R6	32.124	31.812	21.764	27.823 +0.127	<b>1'53.523</b> 1'53.650	9	0.127
9 9 J. NAVARRO	ESP	Yamaha YZF R6	32.282	31.843 +0.001	21.590	27.890 +0.013	<b>1'53.605</b> 1'53.619	8	0.014
10 94 V. DEBISE	FRA	Yamaha YZF R6	32.237 +0.033	31.787	21.718 +0.368	27.924	<b>1'53.666</b> 1'54.067	14	0.401
11 54 B. SOFUOGLU	TUR	MV Agusta F3 800 RR	32.319	31.848	21.921	27.636	<b>1'53.724</b> 1'53.724	10	
12 69 T. BOOTH-AMOS	GBR	Kawasaki ZX-6R	32.260	31.963 +0.071	21.804	27.835	<b>1'53.862</b> 1'53.933	13	0.071
13 29 N. SPINELLI	ITA	Yamaha YZF R6	32.282	31.999	21.792	27.800	<b>1'53.873</b> 1'53.873	11	
14 66 N. TUULI	FIN	Triumph Street Triple RS 765	32.358	31.962	21.796	27.763	<b>1'53.879</b> 1'53.879	12	
15 41 H. GARZO VICENT	ESP	Yamaha YZF R6	32.321	32.009	21.855	27.927 +0.116	<b>1'54.112</b> 1'54.228	15	0.116
16 27 A. DIAZ	ESP	Yamaha YZF R6	32.286 +0.042	32.110 +0.051	21.854 +0.215	27.935	<b>1'54.185</b> 1'54.493	16	0.308
17 72 Y. RUIZ	ESP	Yamaha YZF R6	32.458 +0.083	32.047 +0.066	21.749 +0.082	28.099	<b>1'54.353</b> 1'54.584	17	0.231
18 71 T. EDWARDS	AUS	Yamaha YZF R6	32.274 +0.055	32.038	22.053 +0.140	28.004 +0.024	<b>1'54.369</b> 1'54.588	18	0.219
19 17 J. MCPHEE	GBR	Ducati Panigale V2	32.556 +0.073	32.196 +0.082	22.072 +0.031	27.649	<b>1'54.473</b> 1'54.659	19	0.186
20 61 C. ONCU	TUR	Kawasaki ZX-6R	32.498	32.160	22.108 +0.018	27.909 +0.006	<b>1'54.675</b> 1'54.699	20	0.024
21 48 L. DALLA PORTA	ITA	Yamaha YZF R6	32.674	32.193	22.064	27.962 +0.007	<b>1'54.893</b> 1'54.900	21	0.007
22 51 A. SARMOON	THA	Yamaha YZF R6	32.513 +0.260	32.271	22.098 +0.026	28.016 +0.262	<b>1'54.898</b> 1'55.446	25	0.548
23 22 F. FULIGNI	ITA	Ducati Panigale V2	32.555 +0.180	32.450 +0.052	22.143 +0.003	27.997	<b>1'55.145</b> 1'55.380	23	0.235
24 73 M. KOFLER	AUT	Ducati Panigale V2	32.741	32.262	22.145	28.049 +0.005	<b>1'55.197</b> 1'55.202	22	0.005
25 50 D. VOSTATEK	CZE	Triumph Street Triple RS 765	32.737	32.370 +0.081	21.917	28.291	<b>1'55.315</b> 1'55.396	24	0.081
26 16 Y. OKAYA	JPN	Kawasaki ZX-6R	32.746	32.399 +0.004	22.251 +0.047	28.104 +0.208	<b>1'55.500</b> 1'55.759	27	0.259
27 95 T. MACKENZIE	GBR	Honda CBR600RR	33.000 +0.194	32.284 +0.083	21.904 +0.055	28.385	<b>1'55.573</b> 1'55.905	28	0.332
28 68 L. POWER	AUS	Kawasaki ZX-6R	32.599	32.396	22.143	28.560	<b>1'55.698</b> 1'55.698	26	
29 26 M. NORRODIN	MAS	Honda CBR600RR	32.797 +0.006	32.618 +0.021	22.073	28.476 +0.056	<b>1'55.964</b> 1'56.047	29	0.083
30 35 L. TACCINI	ITA	Kawasaki ZX-6R	33.235	32.916	22.349 +0.036	28.426	<b>1'56.926</b> 1'56.962	30	0.036
98 M. ABE	JPN	Yamaha YZF R6							
<b>Overall Ideal Time</b>			31.826	31.481	21.521	27.305	<b>1'52.133</b>		

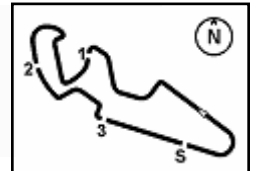
23/09/2023

These data/results cannot be reproduced, stored and/or transmitted in whole or in part by any manner of electronic, mechanical, photocopying, recording, broadcasting or otherwise now known or herein after developed without the previous express consent by the copyright owner, except for reproduction in daily press and regular printed publications on sale to the public within 60 days of the event related to those data/results and always provided that copyright symbol appears together as follows below.

© DORNA WSBK ORGANIZATION Srl 2023

FIGR PERUGIA TIMING





MotorLand Aragon 5.077 m

1 / 4

**Tissot Aragon Round, 22-24 September 2023**  
**Chronological Analysis Tissot Superpole**

1° 11 N. BULEGA [1'52.306]							
Lap	Seg1	Seg2	Seg3	Seg4	Lap Time	km/h	Local Time
1		32.550	22.004	27.662		274,1	10:28'43.469
2	32.023	31.684	21.622	27.472	1'52.801	274,1	10:30'36.270
3	31.968	31.641	21.781	39.509	2'04.899CP	238,9	10:32'41.169
4	12'58.800	32.115	22.250	27.480	14'20.645P	273,4	10:47'01.814
5	31.960	<b>31.481</b>	21.619	27.422	1'52.482	274,1	10:48'54.296
6	<b>31.826</b>	31.597	<b>21.578</b>	<b>27.305</b>	<b>1'52.306</b>	<b>275,5</b>	10:50'46.602
7	31.942	42.068	23.365	27.632	2'05.007	274,8	10:52'51.609
8	32.035	31.601	21.720	27.519	1'52.875C	274,8	10:54'44.484

2	32.586	32.103	22.008	27.997	1'54.694C	269,3	10:30'07.087
3	32.367	32.004	22.005	27.808	1'54.184C	271,4	10:32'01.271
4	41.305	36.687	23.845	36.444	2'18.281CP	264,7	10:34'19.552
5	7'54.398	33.175	22.416	27.862	9'17.851P	272,7	10:43'37.403
6	32.220	<b>31.739</b>	<b>21.678</b>	<b>27.726</b>	<b>1'53.363</b>	272,7	10:45'30.766
7	32.284	32.059	22.279	27.851	1'54.473	<b>274,1</b>	10:47'25.239
8	32.275	36.094	22.718	27.967	1'59.054	272,0	10:49'24.293
9	<b>32.193</b>	31.913	21.927	27.747	1'53.780	273,4	10:51'18.073
10	40.587	32.499	22.113	27.962	2'03.161	272,0	10:53'21.234

2° 55 Y. MONTELLA [1'53.030]							
Lap	Seg1	Seg2	Seg3	Seg4	Lap Time	km/h	Local Time
1		33.001	22.443	27.882		270,0	10:27'00.600
2	32.543	31.993	21.935	27.660	1'54.131	272,0	10:28'54.731
3	32.333	32.037	21.729	27.571	1'53.670	270,7	10:30'48.401
4	32.563	32.373	23.952	34.991	2'03.879CP	269,3	10:32'52.280
5	12'48.078	32.565	22.271	28.489	14'11.403P	252,3	10:47'03.683
6	32.236	<b>31.749</b>	<b>21.605</b>	<b>27.440</b>	<b>1'53.030</b>	<b>274,8</b>	10:48'56.713
7	<b>32.027</b>	31.817	21.761	28.141	1'53.746	<b>274,8</b>	10:50'50.459
8	34.917	32.544	22.004	27.777	1'57.242	271,4	10:52'47.701
9	32.332	32.015	22.125	27.770	1'54.242C	270,7	10:54'41.943

7° 99 A. HUERTAS [1'53.369]							
Lap	Seg1	Seg2	Seg3	Seg4	Lap Time	km/h	Local Time
1		32.362	22.266	28.410		268,7	10:27'14.929
2	32.278	31.997	21.852	27.822	1'53.949	271,4	10:29'08.878
3	32.170	31.880	21.810	27.863	1'53.723	270,7	10:31'02.601
4	34.243	32.558	22.162	34.187	2'03.150CP	272,0	10:33'05.751
5	12'37.567	31.961	21.671	27.795	13'58.994P	272,0	10:47'04.745
6	32.132	<b>31.862</b>	<b>21.665</b>	27.710	<b>1'53.369</b>	<b>274,8</b>	10:48'58.114
7	<b>32.025</b>	31.918	21.799	<b>27.687</b>	1'53.429	<b>274,8</b>	10:50'51.543
8	32.284	35.390	21.900	27.836	1'57.410	271,4	10:52'48.953
9	32.313	32.067	21.886	27.871	1'54.137C	272,0	10:54'43.090

3° 64 F. CARICASULO [1'53.170]							
Lap	Seg1	Seg2	Seg3	Seg4	Lap Time	km/h	Local Time
1		32.946	22.553	28.165		270,7	10:28'38.916
2	32.477	31.984	21.664	27.848	1'53.973	270,7	10:30'32.889
3	32.283	31.872	22.039	41.344	2'07.538CP	204,9	10:32'40.427
4	9'32.394	32.957	22.497	<b>27.693</b>	10'55.541P	272,7	10:43'35.968
5	<b>32.198</b>	31.732	<b>21.544</b>	27.696	<b>1'53.170</b>	<b>279,8</b>	10:45'29.138
6	32.321	<b>31.705</b>	21.669	27.705	1'53.400	274,8	10:47'22.538
7	33.239	36.574	21.887	27.866	1'59.566	273,4	10:49'22.104
8	32.451	31.994	25.685	27.852	1'57.982	272,0	10:51'20.086
9	32.453	31.985	21.835	27.864	1'54.137	270,7	10:53'14.223

8° 9 J. NAVARRO [1'53.619]							
Lap	Seg1	Seg2	Seg3	Seg4	Lap Time	km/h	Local Time
1		33.006	22.193	28.143		272,0	10:27'57.684
2	32.549	32.013	21.709	28.072	1'54.343C	272,0	10:29'52.027
3	32.401	32.023	21.796	<b>27.890</b>	1'54.110	<b>274,8</b>	10:31'46.137
4	36.296	34.011	23.690	34.934	2'08.931CP	270,0	10:33'55.068
5	8'12.386	32.519	21.953	27.988	9'34.846P	270,7	10:43'29.914
6	<b>32.282</b>	31.844	<b>21.590</b>	27.903	<b>1'53.619</b>	272,0	10:45'23.533
7	32.339	<b>31.843</b>	21.750	28.054	1'53.986	270,7	10:47'17.519
8	32.429	32.166	21.748	28.005	1'54.348	272,0	10:49'11.867
9	32.551	32.113	21.851	27.970	1'54.485	272,0	10:51'06.352
10	39.405	33.504	22.767	36.826	2'12.502	169,0	10:53'18.854

4° 23 M. SCHROETTER [1'53.220]							
Lap	Seg1	Seg2	Seg3	Seg4	Lap Time	km/h	Local Time
1		32.699	22.308	27.822		273,4	10:28'44.717
2	32.629	31.944	21.901	27.721	1'54.195	272,7	10:30'38.912
3	32.484	31.816	22.067	36.733	2'03.100CP	265,4	10:32'42.012
4	12'56.724	32.865	22.531	28.004	14'20.124P	268,7	10:47'02.136
5	32.406	31.662	21.678	<b>27.482</b>	1'53.228	<b>274,8</b>	10:48'55.364
6	32.358	<b>31.655</b>	<b>21.663</b>	27.544	<b>1'53.220</b>	274,1	10:50'48.584
7	<b>32.294</b>	31.755	21.732	27.608	1'53.389	271,4	10:52'41.973

9° 28 G. VAN STRAALLEN [1'53.650]							
Lap	Seg1	Seg2	Seg3	Seg4	Lap Time	km/h	Local Time
1		48.176	32.768	32.456		247,7	10:27'58.871
2	32.407	32.104	21.851	27.974	1'54.336C	273,4	10:29'53.207
3	32.171	31.863	21.887	27.834	1'53.755	<b>275,5</b>	10:31'46.962
4	35.698	34.047	23.656	35.073	2'08.474CP	270,0	10:33'55.436
5	8'16.098	33.140	22.118	28.150	9'39.506P	268,7	10:43'34.942
6	32.134	31.820	21.783	28.036	1'53.773	268,0	10:45'28.715
7	<b>32.124</b>	<b>31.812</b>	<b>21.764</b>	27.950	<b>1'53.650</b>	268,7	10:47'22.365
8	32.236	38.633	21.832	27.920	2'00.621C	272,0	10:49'22.986
9	32.283	32.148	25.647	<b>27.823</b>	1'57.901	272,0	10:51'20.887
10	32.194	32.091	21.807	27.892	1'53.984	271,4	10:53'14.871

5° 62 S. MANZI [1'53.337]							
Lap	Seg1	Seg2	Seg3	Seg4	Lap Time	km/h	Local Time
1		32.464	21.791	27.985		<b>274,1</b>	10:28'09.927
2	32.113	31.884	21.667	27.876	1'53.540C	270,7	10:30'03.467
3	32.165	31.740	21.592	27.994	1'53.491C	270,7	10:31'56.958
4	38.772	33.177	22.694	35.328	2'09.971CP	258,4	10:34'06.929
5	6'26.665	33.132	21.753	<b>27.874</b>	7'49.424P	269,3	10:41'56.359
6	<b>32.027</b>	<b>31.624</b>	21.596	27.879	1'53.126C	270,0	10:43'49.479
7	32.047	31.771	<b>21.521</b>	27.998	<b>1'53.337</b>	269,3	10:45'42.816
8	32.163	31.859	21.607	27.995	1'53.624	272,0	10:47'36.440
9	39.331	32.898	22.886	28.520	2'03.635	264,7	10:49'40.075
10	33.315	32.872	22.863	35.054	2'04.104P	268,7	10:51'44.179
11	1'53.183	33.078	22.808	29.762	3'18.831CP	248,8	10:55'03.010

10° 54 B. SOFUOGLU [1'53.724]							
Lap	Seg1	Seg2	Seg3	Seg4	Lap Time	km/h	Local Time
1		40.443	23.655	28.376		273,4	10:27'19.419
2	34.926	32.772	22.714	28.569	1'58.981C	268,0	10:29'18.400
3	32.889	32.099	22.239	27.723	1'54.950	275,5	10:31'13.350
4	33.775	37.299	27.156	37.096	2'15.326CP	260,2	10:33'28.676
5	7'28.737	33.024	22.621	27.891	8'52.273P	272,0	10:42'20.949
6	32.515	31.987	21.948	27.710	1'54.160	273,4	10:44'15.109
7	<b>32.319</b>	<b>31.848</b>	<b>21.921</b>	<b>27.636</b>	<b>1'53.724</b>	<b>277,6</b>	10:46'08.833
8	32.399	32.167	22.002	28.766	1'55.334	259,6	10:48'04.167
9	32.393	31.959	22.162	27.728	1'54.242	276,9	10:49'58.409
10	32.396	32.056	22.079	27.719	1'54.250C	272,7	10:51'52.659
11	32.435	31.886	21.951	27.682	1'53.954	273,4	10:53'46.613

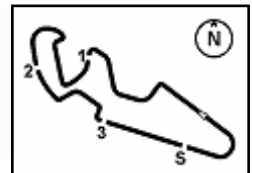
6° 3 R. DE ROSA [1'53.363]							
Lap	Seg1	Seg2	Seg3	Seg4	Lap Time	km/h	Local Time
1		32.650	22.366	28.029		272,0	10:28'12.393

23/09/2023

P = Pits In/Out - C = Lap Time Cancelled

These data/results cannot be reproduced, stored and/or transmitted in whole or in part by any manner of electronic, mechanical, photocopying, recording, broadcasting or otherwise now known or herein after developed without the previous express consent by the copyright owner, except for reproduction in daily press and regular printed publications on sale to the public within 60 days of the event related to those data/results and always provided that copyright symbol appears together as follows below.

© DORNA WSBK ORGANIZATION Srl 2023



**Tissot Aragon Round, 22-24 September 2023**  
**Chronological Analysis Tissot Superpole**

11° 29 N. SPINELLI [1'53.873]							
Lap	Seg1	Seg2	Seg3	Seg4	Lap Time	km/h	Local Time
1		41.412	26.059	38.646			
2	32.683	32.349	22.281	28.326	1'55.639C	268,7	10:29'54.858
3	32.406	32.190	22.131	28.243	1'54.970C	268,7	10:31'49.828
4	35.744	33.355	22.879	35.299	2'07.277CP	272,0	10:33'57.105
5	6'36.902	32.981	23.352	28.689	8'01.924P	257,1	10:41'59.029
6	32.454	32.221	21.916	28.157	1'54.748	271,4	10:43'53.777
7	32.950	32.463	22.247	35.436	2'03.096P	268,7	10:45'56.873
8	2'42.933	32.666	22.566	28.068	4'06.233P	272,0	10:50'03.106
9	<b>32.282</b>	<b>31.999</b>	<b>21.792</b>	<b>27.800</b>	<b>1'53.873</b>	<b>274,1</b>	10:51'56.979
10	32.488	32.329	22.154	28.176	1'55.147	272,7	10:53'52.126

12° 66 N. TUULI [1'53.879]							
Lap	Seg1	Seg2	Seg3	Seg4	Lap Time	km/h	Local Time
1		32.968	22.357	27.886		<b>276,2</b>	10:27'58.536
2	32.473	32.184	21.865	27.786	1'54.308C	274,1	10:29'52.844
3	<b>32.358</b>	<b>31.962</b>	<b>21.796</b>	<b>27.763</b>	<b>1'53.879</b>	<b>276,2</b>	10:31'46.723
4	37.454	34.358	22.958	34.178	2'08.948CP	273,4	10:33'55.671
5	8'19.812	32.799	22.614	27.882	9'43.107P	272,7	10:43'38.778
6	32.791	32.113	21.855	27.855	1'54.614	272,7	10:45'33.392
7	39.767	32.630	21.950	29.032	2'03.379	248,3	10:47'36.771
8	32.572	32.073	21.801	27.866	1'54.312	272,0	10:49'31.083
9	32.553	32.209	21.907	27.908	1'54.577	273,4	10:51'25.660
10	32.536	32.229	21.848	28.045	1'54.658	272,7	10:53'20.318

13° 69 T. BOOTH-AMOS [1'53.933]							
Lap	Seg1	Seg2	Seg3	Seg4	Lap Time	km/h	Local Time
1		32.562	24.072	30.565		257,1	10:27'19.632
2	32.954	32.337	22.059	28.248	1'55.598	266,7	10:29'15.230
3	32.472	<b>31.963</b>	24.249	37.272	2'05.956P	221,3	10:31'21.186
4	9'23.797	35.100	24.048	29.727	10'52.672P	268,0	10:42'13.858
5	32.709	32.172	22.188	28.322	1'55.391	264,7	10:44'09.249
6	32.435	32.072	21.978	33.671	2'00.156P	270,0	10:46'09.405
7	2'12.763	37.359	23.715	29.758	3'43.595P	241,6	10:49'53.000
8	<b>32.260</b>	32.034	<b>21.804</b>	<b>27.835</b>	<b>1'53.933</b>	<b>273,4</b>	10:51'46.933
9	32.416	32.009	21.913	28.051	1'54.389	<b>273,4</b>	10:53'41.322

14° 94 V. DEBISE [1'54.067]							
Lap	Seg1	Seg2	Seg3	Seg4	Lap Time	km/h	Local Time
1		35.306	23.883	29.927		265,4	10:28'10.127
2	32.332	32.024	21.914	29.139	1'55.409C	270,7	10:30'05.536
3	32.652	31.930	21.944	28.046	1'54.572C	270,0	10:32'00.108
4	36.281	32.676	22.787	33.618	2'05.362CP	268,7	10:34'05.470
5	6'39.271	35.416	23.531	31.245	8'09.463P	264,7	10:42'14.933
6	32.270	<b>31.787</b>	22.086	<b>27.924</b>	<b>1'54.067</b>	<b>272,7</b>	10:44'09.000
7	<b>32.237</b>	31.900	21.941	28.079	1'54.157	269,3	10:46'03.157
8	32.317	32.049	22.245	28.409	1'55.020C	269,3	10:47'58.177
9	32.415	31.931	21.842	28.326	1'54.514	270,0	10:49'52.691
10	32.411	31.972	<b>21.718</b>	28.073	1'54.174	268,7	10:51'46.865
11	32.379	32.020	21.766	28.227	1'54.392	268,7	10:53'41.257

15° 41 H. GARZO VICENT [1'54.228]							
Lap	Seg1	Seg2	Seg3	Seg4	Lap Time	km/h	Local Time
1		34.477	30.807	29.942		258,4	10:27'22.779
2	32.808	32.896	22.620	<b>27.927</b>	1'56.251	<b>274,8</b>	10:29'19.030
3	32.924	32.245	22.120	28.221	1'55.510	266,7	10:31'14.540
4	33.534	36.849	27.715	38.255	2'16.353CP	270,0	10:33'30.893
5	7'03.868	32.675	22.597	28.293	8'27.433P	267,3	10:41'58.326
6	<b>32.321</b>	<b>32.009</b>	<b>21.855</b>	28.043	<b>1'54.228</b>	270,0	10:43'52.554
7	44.400	35.452	29.090	28.017	2'16.959	271,4	10:46'09.513
8	32.475	32.082	21.982	28.244	1'54.783	269,3	10:48'04.296

9	32.966	32.157	22.163	28.457	1'55.743	272,0	10:50'00.039
10	32.618	32.068	21.901	28.205	1'54.792	268,0	10:51'54.831
11	32.635	32.048	21.967	28.251	1'54.901	268,0	10:53'49.732

16° 27 A. DIAZ [1'54.493]							
Lap	Seg1	Seg2	Seg3	Seg4	Lap Time	km/h	Local Time
1		33.597	22.222	29.493		237,4	10:27'07.536
2	32.945	32.481	22.172	28.308	1'55.906	270,0	10:29'03.442
3	32.359	<b>32.110</b>	22.084	28.120	1'54.673	272,7	10:30'58.115
4	32.789	32.450	22.151	34.442	2'01.832CP	264,7	10:32'59.947
5	7'44.370	34.122	23.423	30.696	9'12.611P	255,3	10:42'12.558
6	36.838	32.363	21.977	28.167	1'59.345	269,3	10:44'11.903
7	<b>32.286</b>	32.734	21.995	28.151	1'55.166	269,3	10:46'07.069
8	32.328	32.161	22.069	<b>27.935</b>	<b>1'54.493</b>	<b>277,6</b>	10:48'01.562
9	32.374	32.232	<b>21.854</b>	28.250	1'54.710	270,0	10:49'56.272
10	32.555	32.381	28.916	28.249	2'02.101	265,4	10:51'58.373
11	32.568	32.620	22.367	29.674	1'57.229	259,6	10:53'55.602

17° 72 Y. RUIZ [1'54.584]							
Lap	Seg1	Seg2	Seg3	Seg4	Lap Time	km/h	Local Time
1		32.883	22.226	28.358		266,7	10:27'02.065
2	32.766	32.170	21.952	28.510	1'55.398	264,7	10:28'57.463
3	32.711	32.397	21.924	28.704	1'55.736	260,2	10:30'53.199
4	33.124	33.970	23.215	34.936	2'05.245CP	261,5	10:32'58.444
5	11'16.089	32.612	22.085	28.289	12'39.075P	265,4	10:45'37.519
6	32.505	32.616	21.890	28.260	1'55.271	265,4	10:47'32.790
7	32.626	32.051	<b>21.749</b>	28.211	1'54.637	266,7	10:49'27.427
8	32.541	32.113	21.831	<b>28.099</b>	<b>1'54.584</b>	<b>270,7</b>	10:51'22.011
9	<b>32.458</b>	<b>32.047</b>	21.880	28.218	1'54.603	266,7	10:53'16.614

18° 71 T. EDWARDS [1'54.588]							
Lap	Seg1	Seg2	Seg3	Seg4	Lap Time	km/h	Local Time
1		33.476	23.064	31.753		200,4	10:27'07.159
2	32.858	32.478	22.220	28.354	1'55.910	270,7	10:29'03.069
3	32.416	32.241	<b>22.053</b>	28.114	1'54.824	270,7	10:30'57.893
4	33.765	32.775	23.650	34.742	2'04.932CP	265,4	10:33'02.825
5	7'41.257	34.249	24.118	30.755	9'10.379P	247,1	10:42'13.204
6	34.766	32.157	22.272	28.005	1'57.200	<b>274,8</b>	10:44'10.404
7	<b>32.274</b>	32.493	22.597	28.048	1'55.412	273,4	10:46'05.816
8	32.329	<b>32.038</b>	22.193	28.028	<b>1'54.588</b>	269,3	10:48'00.404
9	32.312	32.119	22.190	<b>28.004</b>	1'54.625	268,7	10:49'55.029
10	32.628	33.459	29.527	28.238	2'03.852	269,3	10:51'58.881
11	32.697	32.327	22.328	28.396	1'55.748	270,0	10:53'54.629

19° 17 J. MCPHEE [1'54.659]							
Lap	Seg1	Seg2	Seg3	Seg4	Lap Time	km/h	Local Time
1		40.756	23.378	28.494		<b>278,4</b>	10:27'20.015
2	33.163	32.662	22.311	27.721	1'55.857	276,9	10:29'15.872
3	40.639	34.656	23.206	36.148	2'14.649P	265,4	10:31'30.521
4	9'27.818	33.493	22.625	28.044	10'51.980P	275,5	10:42'22.501
5	32.629	32.278	22.103	<b>27.649</b>	<b>1'54.659</b>	<b>277,6</b>	10:44'17.160
6	<b>32.556</b>	32.228	22.165	27.765	1'54.714	274,8	10:46'11.874
7	32.745	32.277	<b>22.072</b>	27.760	1'54.854	275,5	10:48'06.728
8	32.627	32.615	22.217	27.766	1'55.225C	276,9	10:50'01.953
9	32.653	<b>32.196</b>	22.146	27.691	1'54.686	275,5	10:51'56.639
10	32.698	32.237	22.145	27.790	1'54.870	275,5	10:53'51.509

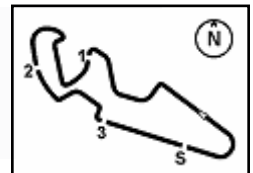
20° 61 C. ONCU [1'54.699]							
Lap	Seg1	Seg2	Seg3	Seg4	Lap Time	km/h	Local Time
1		40.911	23.384	28.341		271,4	10:27'37.690
2	33.433	45.957	22.819	28.562	2'10.771C	272,0	10:29'48.461
3	33.017	32.318	22.198	28.242	1'55.775	272,0	10:31'44.236

23/09/2023

P = Pits In/Out - C = Lap Time Cancelled

These data/results cannot be reproduced, stored and/or transmitted in whole or in part by any manner of electronic, mechanical, photocopying, recording, broadcasting or otherwise now known or herein after developed without the previous express consent by the copyright owner, except for reproduction in daily press and regular printed publications on sale to the public within 60 days of the event related to those data/results and always provided that copyright symbol appears together as follows below.

© DORNA WSBK ORGANIZATION Srl 2023



**Tissot Aragon Round, 22-24 September 2023**  
**Chronological Analysis Tissot Superpole**

4	36.826	35.152	23.581	34.349	2'09.908CP	269,3	10:33'54.144	6	32.773	<b>32.271</b>	22.124	28.278	<b>1'55.446</b>	267,3	10:43'52.521
5	7'03.824	33.467	22.302	28.215	8'27.808P	271,4	10:42'21.952	7	33.151	32.852	22.239	31.276	1'59.518	265,4	10:45'52.039
6	32.582	32.283	22.199	28.105	1'55.169	272,7	10:44'17.121	8	36.890	35.401	23.609	31.136	2'07.036	262,1	10:47'59.075
7	34.050	36.310	22.529	27.989	2'00.878	<b>278,4</b>	10:46'17.999	9	36.055	33.189	22.622	<b>28.016</b>	1'59.882	273,4	10:49'58.957
8	32.978	32.481	22.212	28.095	1'55.766	273,4	10:48'13.765	10	32.715	32.385	22.573	28.556	1'56.229	<b>274,1</b>	10:51'55.186
9	32.724	32.223	<b>22.108</b>	<b>27.909</b>	1'54.964	275,5	10:50'08.729	11	32.789	32.395	23.396	29.259	1'57.839	268,7	10:53'53.025
10	<b>32.498</b>	<b>32.160</b>	22.126	27.915	<b>1'54.699</b>	275,5	10:52'03.428								
11	42.764	33.664	22.675	30.927	2'10.030	261,5	10:54'13.458								

**21° 48 L. DALLA PORTA (1'54.900)**

Lap	Seg1	Seg2	Seg3	Seg4	Lap Time	km/h	Local Time
1		41.878	23.335	28.507		<b>277,6</b>	10:27'21.746
2	33.660	32.966	22.549	28.025	1'57.200		10:29'18.946
3	32.867	32.286	22.627	28.214	1'55.994	272,7	10:31'14.940
4	33.784	36.468	26.707	37.088	2'14.047CP	268,7	10:33'28.987
5	11'24.472	33.220	22.732	28.211	12'48.635P	270,7	10:46'17.622
6	32.960	32.274	22.102	28.046	1'55.382	273,4	10:48'13.004
7	32.756	32.283	22.066	<b>27.962</b>	1'55.067	273,4	10:50'08.071
8	<b>32.674</b>	<b>32.193</b>	<b>22.064</b>	27.969	<b>1'54.900</b>	274,1	10:52'02.971
9	33.879	32.926	22.907	30.318	2'00.030	238,9	10:54'03.001

**26° 68 L. POWER (1'55.698)**

Lap	Seg1	Seg2	Seg3	Seg4	Lap Time	km/h	Local Time	
1			33.882	23.161	29.059		<b>266,7</b>	10:27'21.247
2	34.024	33.056	26.097	38.663	2'11.840	153,6	10:29'33.087	
3	33.281	32.812	23.287	28.773	1'58.153	262,1	10:31'31.240	
4	33.885	33.754	23.051	35.439	2'06.129CP	258,4	10:33'37.369	
5	7'50.838	32.974	22.423	42.822	9'29.057P	138,3	10:43'06.426	
6	33.033	32.785	22.337	28.654	1'56.809	264,1	10:45'03.235	
7	33.206	32.996	28.326	33.718	2'08.246P	257,1	10:47'11.481	
8	2'26.660	32.919	25.724	30.003	3'55.306P	260,2	10:51'06.787	
9	<b>32.599</b>	<b>32.396</b>	<b>22.143</b>	<b>28.560</b>	<b>1'55.698</b>	264,1	10:53'02.485	
10	32.695	32.569	22.712	32.867	2'00.843C	187,5	10:55'03.328	

**22° 73 M. KOFLER (1'55.202)**

Lap	Seg1	Seg2	Seg3	Seg4	Lap Time	km/h	Local Time
1		36.475	27.815	28.569		<b>274,1</b>	10:27'20.579
2	33.186	32.637	22.390	28.053	1'56.266	272,7	10:29'16.845
3	32.987	32.651	22.532	28.710	1'56.880	262,1	10:31'13.725
4	33.906	36.734	24.990	35.728	2'11.358CP	266,7	10:33'25.083
5	7'33.582	33.752	22.701	28.123	8'58.158P	270,0	10:42'23.241
6	<b>32.741</b>	<b>32.262</b>	<b>22.145</b>	28.054	<b>1'55.202</b>	272,7	10:44'18.443
7	33.031	34.756	23.544	28.142	1'59.473	271,4	10:46'17.916
8	33.506	32.516	22.337	<b>28.049</b>	1'56.408	272,0	10:48'14.324
9	32.929	32.571	22.197	28.138	1'55.835	271,4	10:50'10.159
10	33.848	35.600	22.674	28.261	2'00.383	271,4	10:52'10.542
11	33.131	32.669	22.299	28.296	1'56.395C	269,3	10:54'06.937

**27° 16 Y. OKAYA (1'55.759)**

Lap	Seg1	Seg2	Seg3	Seg4	Lap Time	km/h	Local Time	
1			33.354	22.535	28.597		269,3	10:27'03.235
2	33.185	32.725	22.670	28.644	1'57.224	269,3	10:29'00.459	
3	33.040	32.673	22.308	28.556	1'56.577	266,7	10:30'57.036	
4	33.172	33.104	23.828	37.098	2'07.202CP	262,8	10:33'04.238	
5	7'40.180	34.143	23.496	30.789	9'08.608P	252,3	10:42'12.846	
6	33.117	32.723	22.729	<b>28.104</b>	1'56.673	<b>272,7</b>	10:44'09.519	
7	33.028	32.496	22.300	28.398	1'56.222	271,4	10:46'05.741	
8	33.062	<b>32.399</b>	<b>22.251</b>	28.462	1'56.174	270,7	10:48'01.915	
9	<b>32.746</b>	32.403	22.298	28.312	<b>1'55.759</b>	272,0	10:49'57.674	
10	40.434	34.858	23.211	28.335	2'06.838	272,0	10:52'04.512	
11	33.150	32.674	22.544	28.348	1'56.716	271,4	10:54'01.228	

**23° 22 F. FULIGNI (1'55.380)**

Lap	Seg1	Seg2	Seg3	Seg4	Lap Time	km/h	Local Time
1		33.949	23.387	28.314		268,7	10:27'35.199
2	33.065	32.947	22.504	28.255	1'56.771C	270,7	10:29'31.970
3	32.734	32.641	22.151	28.159	1'55.685	268,7	10:31'27.655
4	36.426	34.410	23.093	35.194	2'09.123CP	270,0	10:33'36.778
5	7'27.930	33.360	22.637	28.252	8'52.179P	268,7	10:42'28.957
6	32.887	32.733	22.251	28.061	1'55.932	270,7	10:44'24.889
7	<b>32.555</b>	32.702	22.320	28.400	1'55.617	270,7	10:46'20.506
8	32.563	<b>32.450</b>	22.435	28.005	1'55.453	<b>273,4</b>	10:48'15.959
9	33.708	32.912	22.399	28.219	1'57.238	271,4	10:50'13.197
10	32.657	32.536	<b>22.143</b>	28.078	1'55.414	271,4	10:52'08.611
11	32.735	32.502	22.146	<b>27.997</b>	<b>1'55.380</b>	271,4	10:54'03.991

**28° 95 T. MACKENZIE (1'55.905)**

Lap	Seg1	Seg2	Seg3	Seg4	Lap Time	km/h	Local Time	
1			34.512	29.912	29.673		262,8	10:27'41.982
2	33.834	35.839	24.270	33.910	2'07.853C	260,9	10:29'49.835	
3	33.338	32.526	22.160	28.480	1'56.504	264,7	10:31'46.339	
4	37.405	34.340	23.078	34.955	2'09.778CP	265,4	10:33'56.117	
5	7'20.640	33.332	22.252	28.702	8'44.926P	264,7	10:42'41.043	
6	33.189	<b>32.284</b>	21.951	28.716	1'56.140	265,4	10:44'37.183	
7	<b>33.000</b>	32.354	22.187	28.634	1'56.175	262,8	10:46'33.358	
8	33.084	32.512	<b>21.904</b>	28.546	1'56.046	264,7	10:48'29.404	
9	33.194	32.367	21.959	<b>28.385</b>	<b>1'55.905</b>	<b>266,0</b>	10:50'25.309	
10	38.036	43.261	29.660	42.205	2'33.162P	153,0	10:52'58.471	

**24° 50 O. VOSTATEK (1'55.396)**

Lap	Seg1	Seg2	Seg3	Seg4	Lap Time	km/h	Local Time
1		33.105	23.319	29.987		233,3	10:27'06.472
2	32.852	<b>32.370</b>	22.031	28.314	1'55.567	<b>272,0</b>	10:29'02.039
3	<b>32.737</b>	32.451	<b>21.917</b>	<b>28.291</b>	<b>1'55.396</b>	<b>272,0</b>	10:30'57.435

**29° 26 M. NORRODIN (1'56.047)**

Lap	Seg1	Seg2	Seg3	Seg4	Lap Time	km/h	Local Time	
1			34.178	22.962	28.742		265,4	10:27'15.833
2	33.115	32.680	22.852	28.952	1'57.599	262,1	10:29'13.432	
3	33.288	32.707	22.170	28.843	1'57.008	263,4	10:31'10.440	
4	39.527	35.616	27.408	38.228	2'20.779CP	265,4	10:33'31.219	
5	8'07.736	33.354	22.382	37.929	9'41.401P	256,5	10:43'12.620	
6	53.285	32.696	22.438	<b>28.476</b>	2'16.895P	<b>268,7</b>	10:45'29.515	
7	32.803	32.639	<b>22.073</b>	28.532	<b>1'56.047</b>	266,0	10:47'25.562	
8	<b>32.797</b>	<b>32.618</b>	22.312	28.680	1'56.407	264,7	10:49'21.969	
9	33.070	32.705	22.149	28.652	1'56.576	264,7	10:51'18.545	
10	36.592	37.418	22.312	28.649	2'04.971	266,0	10:53'23.516	

**25° 51 A. SARMOON (1'55.446)**

Lap	Seg1	Seg2	Seg3	Seg4	Lap Time	km/h	Local Time
1		33.259	22.913	32.746		199,6	10:27'08.518
2	32.883	32.528	<b>22.098</b>	28.370	1'55.879	270,7	10:29'04.397
3	<b>32.513</b>	32.595	22.106	28.352	1'55.566	268,0	10:30'59.963
4	40.933	35.328	23.817	38.318	2'18.396CP	252,3	10:33'18.359
5	7'15.025	33.321	22.174	28.196	8'38.716P	268,7	10:41'57.075

**30° 35 L. TACCINI (1'56.962)**

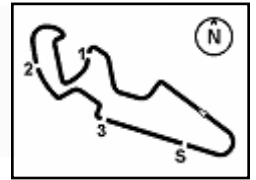
Lap	Seg1	Seg2	Seg3	Seg4	Lap Time	km/h	Local Time
-----	------	------	------	------	----------	------	------------

23/09/2023 P = Pits In/Out - C = Lap Time Cancelled

These data/results cannot be reproduced, stored and/or transmitted in whole or in part by any manner of electronic, mechanical, photocopying, recording, broadcasting or otherwise now known or herein after developed without the previous express consent by the copyright owner, except for reproduction in daily press and regular printed publications on sale to the public within 60 days of the event related to those data/results and always provided that copyright symbol appears together as follows below.

© DORNA WSBK ORGANIZATION Srl 2023





**Tissot Aragon Round, 22-24 September 2023**  
**Chronological Analysis Tissot Superpole**

1		35.502	24.096	34.772		170,3	10:27'21.148
2	33.700	33.386	23.150	28.468	1'58.704	<b>273,4</b>	10:29'19.852
3	33.548	33.035	22.545	28.772	1'57.900	268,7	10:31'17.752
4	33.925	34.826	25.780	37.436	2'11.967CP	269,3	10:33'29.719
5	7'14.219	34.121	23.392	31.659	8'43.391P	237,4	10:42'13.110
6	33.634	33.019	<b>22.349</b>	28.745	1'57.747	271,4	10:44'10.857
7	<b>33.235</b>	<b>32.916</b>	22.385	<b>28.426</b>	<b>1'56.962</b>	<b>273,4</b>	10:46'07.819
8	33.256	32.953	22.386	28.489	1'57.084	272,0	10:48'04.903
9	34.008	33.459	22.492	28.572	1'58.531	270,7	10:50'03.434
10	33.501	33.108	22.591	28.918	1'58.118	269,3	10:52'01.552
11	33.332	33.216	22.567	28.910	1'58.025C	268,7	10:53'59.577

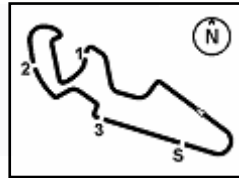
31°		98 M. ABE				Lap Time	km/h	Local Time
Lap	Seg.1	Seg.2	Seg.3	Seg.4				
1		<b>34.070</b>	<b>23.869</b>	<b>29.412</b>		<b>268,0</b>	10:27'21.229	

23/09/2023

P = Pits In/Dut - C = Lap Time Cancelled

These data/results cannot be reproduced, stored and/or transmitted in whole or in part by any manner of electronic, mechanical, photocopying, recording, broadcasting or otherwise now known or herein after developed without the previous express consent by the copyright owner, except for reproduction in daily press and regular printed publications on sale to the public within 60 days of the event related to those data/results and always provided that copyright symbol appears together as follows below.

© DORNA WSBK ORGANIZATION Srl 2023



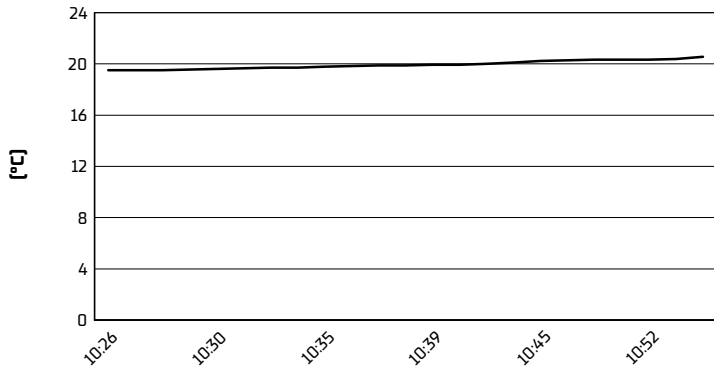
MotorLand Aragon 5.077 m

**Tissot Aragon Round, 22-24 September 2023**

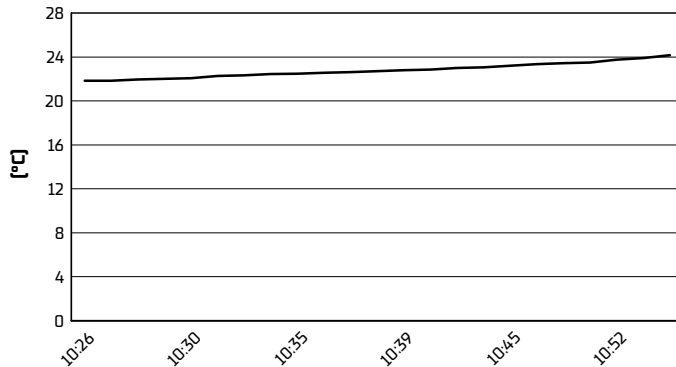
**Weather Report Tissot Superpole**

Session started 10:25 - Session ended 10:59

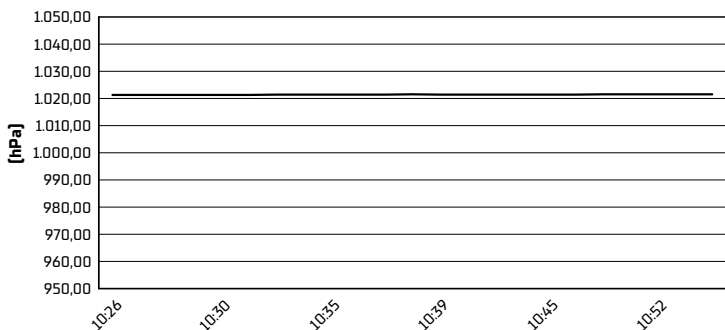
**Air Temperature**



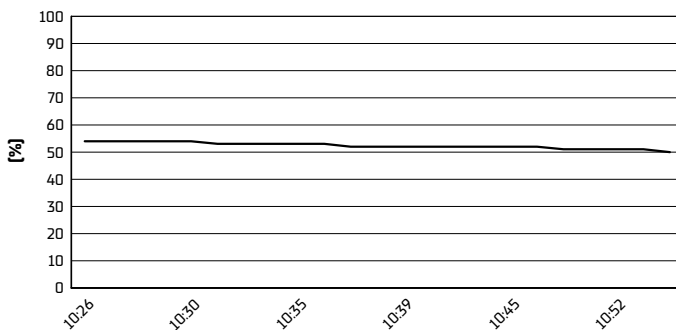
**Track Temperature**



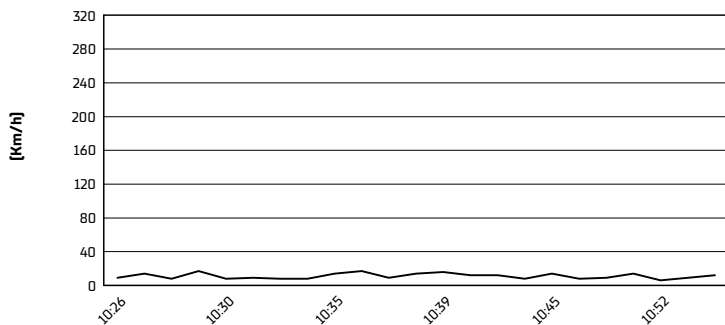
**Air Pressure**



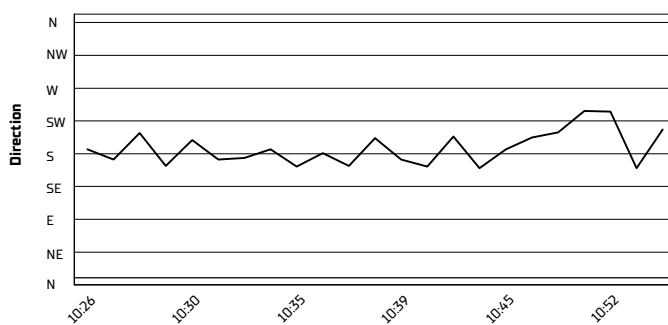
**Humidity**



**Wind Speed**



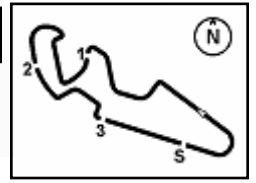
**Wind Direction**



23/09/2023

These data/results cannot be reproduced, stored and/or transmitted in whole or in part by any manner of electronic, mechanical, photocopying, recording, broadcasting or otherwise now known or herein after developed without the previous express consent by the copyright owner, except for reproduction in daily press and regular printed publications on sale to the public within 60 days of the event related to those data/results and always provided that copyright symbol appears together as follows below.

© DORNA WSBK ORGANIZATION Srl 2023



**Tissot Aragon Round, 22-24 September 2023**  
**Superpole Ranking**

	2020	2021	2022	2023
<b>01 Philip Island</b>	Locatelli (Ita) Yam 1'32.176 (173,6 Km/h)		Caricasulo (Ita) Duc 1'37.161 (164,7 Km/h)	Manzi (Ita) Yam 1'32.814 (172,4 Km/h)
<b>02 Mandalika</b>		Aegerter (Sui) Yam 1'36.288 (160,8 Km/h)	Tuuli (Fin) MvA 1'35.947 (161,3 Km/h)	Bulega (Ita) Duc 1'35.520 (162,1 Km/h)
<b>03 Assen</b>		Aegerter (Sui) Yam 1'37.222 (168,2 Km/h)	Aegerter (Sui) Yam 1'36.906 (168,7 Km/h)	Bulega (Ita) Duc 1'36.900 (168,7 Km/h)
<b>04 Barcelona</b>	Locatelli (Ita) Yam 1'44.958 (158,7 Km/h)	Gonzalez (Esp) Yam 1'44.593 (159,3 Km/h)	Aegerter (Sui) Yam 1'43.983 (160,2 Km/h)	Bulega (Ita) Duc 1'44.243 (159,8 Km/h)
<b>05 Misano</b>		Aegerter (Sui) Yam 1'37.726 (149,6 Km/h)	Aegerter (Sui) Yam 1'37.173 (150,4 Km/h)	Bulega (Ita) Duc 1'36.495 (151,5 Km/h)
<b>06 Donington</b>			Aegerter (Sui) Yam 1'29.961 (160,9 Km/h)	Bulega (Ita) Duc 1'29.323 (162,0 Km/h)
<b>07 Imola</b>				Caricasulo (Ita) Duc 1'50.779 (160,3 Km/h)
<b>08 Most</b>		Gonzalez (Esp) Yam 1'35.213 (159,3 Km/h)	Baldassarri (Ita) Yam 1'34.952 (159,7 Km/h)	Bulega (Ita) Duc 1'34.479 (160,5 Km/h)
<b>09 Magny-Cours</b>	Smith (Gbr) Yam 1'49.318 (145,3 Km/h)	Bernardi (Smi) Yam 1'40.330 (158,3 Km/h)	Caricasulo (Ita) Duc 1'40.565 (157,9 Km/h)	Bulega (Ita) Duc 1'40.074 (158,7 Km/h)
<b>10 Aragon</b>	Locatelli (Ita) Yam 1'53.003 (161,7 Km/h)	Cluzel (Fra) Yam 1'52.937 (161,8 Km/h)	Baldassarri (Ita) Yam 1'52.706 (162,2 Km/h)	Bulega (Ita) Duc 1'52.306 (162,7 Km/h)
<b>11 Portimao</b>	Locatelli (Ita) Yam 1'44.627 (158,0 Km/h)	Cluzel (Fra) Yam 1'43.908 (159,1 Km/h)	Aegerter (Sui) Yam 1'43.065 (160,4 Km/h)	
<b>12 Jerez</b>	Locatelli (Ita) Yam 1'42.214 (155,8 Km/h)	Oetli (Ger) Kaw 1'41.798 (156,4 Km/h)		

**2023**

- 8** N. Bulega
- 1** S. Manzi
- 1** F. Caricasulo

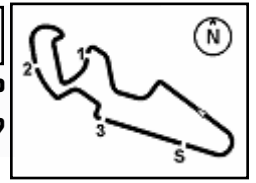
**ALL TIMES**

- |                          |                          |                          |
|--------------------------|--------------------------|--------------------------|
| <b>34</b> K. Sofuoglu    | <b>4</b> R. Krummenacher | <b>1</b> L. Bernardi     |
| <b>24</b> J. Cluzel      | <b>4</b> R. Xaus         | <b>1</b> K. Coghlan      |
| <b>22</b> S. Charpentier | <b>3</b> S. Cortese      | <b>1</b> C. Davies       |
| <b>17</b> B. Parkes      | <b>3</b> K. Curtain      | <b>1</b> M. Fabrizio     |
| <b>15</b> K. Muggeridge  | <b>3</b> J. Lascorz      | <b>1</b> T. Gradinger    |
| <b>14</b> F. Foret       | <b>3</b> I. MacPherson   | <b>1</b> C. Jones        |
| <b>14</b> S. Lowes       | <b>3</b> A. Pitt         | <b>1</b> C. Kellner      |
| <b>12</b> F. Caricasulo  | <b>3</b> D. Salom        | <b>1</b> S. Manzi        |
| <b>11</b> D. Aegerter    | <b>2</b> L. Baldassarri  | <b>1</b> F. Marino       |
| <b>10</b> C. Crutchlow   | <b>2</b> P. Bontempi     | <b>1</b> M. Meregalli    |
| <b>8</b> N. Bulega       | <b>2</b> M. Gonzalez     | <b>1</b> S. Morais       |
| <b>8</b> L. Mahias       | <b>2</b> V. Guareschi    | <b>1</b> P. Oetli        |
| <b>7</b> A. Locatelli    | <b>2</b> M. Lagrive      | <b>1</b> C. Perolari     |
| <b>6</b> S. Chambon      | <b>2</b> M. Pirro        | <b>1</b> P. Riba         |
| <b>6</b> E. Laverty      | <b>2</b> L. Scassa       | <b>1</b> S. Sanna        |
| <b>5</b> P. Casoli       | <b>2</b> K. Smith        | <b>1</b> L. Stapleford   |
| <b>5</b> K. Fujiwara     | <b>2</b> J. Teuchert     | <b>1</b> J. Vd Goorbergh |
| <b>5</b> P. Jacobsen     | <b>2</b> N. Tuuli        | <b>1</b> J. Whitham      |
| <b>5</b> C. Vermeulen    | <b>2</b> M. van der Mark |                          |

23/09/2023

These data/results cannot be reproduced, stored and/or transmitted in whole or in part by any manner of electronic, mechanical, photocopying, recording, broadcasting or otherwise now known or herein after developed without the previous express consent by the copyright owner, except for reproduction in daily press and regular printed publications on sale to the public within 60 days of the event related to those data/results and always provided that copyright symbol appears together as follows below.

© DORNA WSBK ORGANIZATION Srl 2023



**Tissot Aragon Round, 22-24 September 2023**  
**Tissot Superpole Award**

MotorLand Aragon 5.077 m

	Points	Points From First	Points From Previous	February 26 PHILLIP ISLAND	March 5 MANDALIKA	April 23 ASSEN	May 7 BARCELONA	June 4 MISANO	July 2 DONINGTON PARK	July 16 IMOLA	July 30 MOST	September 10 MAGNY-COURS	September 24 ARAGON	October 1 PORTIMAO	October 29 JEREZ					
1 <b>BULEGA</b> Nicolo (ITA)	111			6	12	12	12	12	12	9	12	12	12							
2 <b>CARICASULO</b> Federico (ITA)	58	53		1	9	9	7	9	2	12	2		7							
3 <b>MANZI</b> Stefano (ITA)	50	61	8	12		2	2		7	7	9	6	5							
4 <b>MONTELLA</b> Yari (ITA)	49	62	1	7		3		7	9	5	4	5	9							
5 <b>SCHROETTER</b> Marcel (GER)	40	71	9	4	5	1	9	6	1	6		2	6							
6 <b>VAN STRAALEN</b> Glenn (NED)	27	84	13	3	3	7	5	5	3				1							
7 <b>DE ROSA</b> Raffaele (ITA)	26	85	1		4	4					7	7	4							
8 <b>HUERTAS</b> Adrian (ESP)	22	89	4	2					5	3	5	4	3							
9 <b>ONCU</b> Can (TUR)	21	90	1	9	7	5														
10 <b>DEBISE</b> Valentin (FRA)	19	92	2			6	3				1	9								
11 <b>SOFUOGLU</b> Bahattin (TUR)	15	96	4				1	4		4	6									
12 <b>TUULI</b> Niki (FIN)	15	96	0		6				4	2		3								
13 <b>NAVARRO</b> Jorge (ESP)	12	99	3		1		4	1		1	3		2							
14 <b>MAHIAS</b> Lucas (FRA)	9	102	3					3	6											
15 <b>SPINELLI</b> Nicholas (ITA)	7	104	2	5	2															
16 <b>EDWARDS</b> Tom (AUS)	6	105	1				6													
17 <b>CORSI</b> Simone (ITA)	2	109	4					2												
18 <b>DALLA PORTA</b> Lorenzo (ITA)	1	110	1									1								

23/09/2023 Odd points columns: Tissot Superpole Even points columns: Tissot Superpole Race

These data/results cannot be reproduced, stored and/or transmitted in whole or in part by any manner of electronic, mechanical, photocopying, recording, broadcasting or otherwise now known or herein after developed without the previous express consent by the copyright owner, except for reproduction in daily press and regular printed publications on sale to the public within 60 days of the event related to those data/results and always provided that copyright symbol appears together as follows below.

© DORNA WSBK ORGANIZATION Srl 2023