

Phillip Island 4.445 m

Grand Ridge Australian Round, 24-26 February 2023

Results Race 1

Laps 22 = 97,790 Km - Time of Race 37'48.672 - Avg. 155,176 km/h

1 / 2

Pos	Grid	No. Rider	Nat	Team	Bike	Class	LL	Gap	Rel.	Fastest Lap	Speed	Qualifying	Speed
1	2	1 A. BAUTISTA	ESP	Aruba.it Racing - Ducati	Ducati Panigale V4R		22			1'42.224	309,5	1'29.584	322,4
2	4	65 J. REA	GBR	Kawasaki Racing Team WorldSBK	Kawasaki ZX-10RR		22	3.471	3.471	1'42.173	305,1	1'29.715	314,9
3	1	54 T. RAZGATLIOGLU	TUR	Pata Yamaha Prometeon WorldSBK	Yamaha YZF R1		22	6.168	2.697	1'42.255	304,2	1'29.400	315,8
4	9	55 A. LOCATELLI	ITA	Pata Yamaha Prometeon WorldSBK	Yamaha YZF R1		22	16.789	10.621	1'42.490	301,7	1'29.956	314,0
5	14	47 A. BASSANI	ITA	Motocorsa Racing	Ducati Panigale V4R	IND	22	20.918	4.129	1'42.789	306,8	1'30.409	314,9
6	11	7 I. LECUONA	ESP	Team HRC	Honda CBR1000 RR-R		22	27.015	6.097	1'43.102	306,8	1'30.257	314,0
7	17	97 X. VIERGE	ESP	Team HRC	Honda CBR1000 RR-R		22	30.625	3.610	1'43.244	310,3	1'30.587	322,4
8 P	10	9 D. PETRUCCI	ITA	Barni Spark Racing Team	Ducati Panigale V4R	IND	22	31.000	0.375	1'43.018	307,7	1'30.075	323,4
9	13	45 S. REDDING	GBR	ROKIT BMW Motorrad WorldSBK Team	BMW M1000 RR		22	37.447	6.447	1'42.828	305,1	1'30.388	321,4
10	16	31 G. GERLOFF	USA	Bonovo Action BMW	BMW M1000 RR	IND	22	42.591	5.144	1'43.021	303,4	1'30.473	321,4
11	5	5 P. OETTL	GER	Team GoEleven	Ducati Panigale V4R	IND	22	44.142	1.551	1'44.044	305,1	1'29.774	311,2
12	7	87 R. GARDNER	AUS	GYTR GRT Yamaha WorldSBK Team	Yamaha YZF R1	IND	22	48.833	4.691	1'44.120	301,7	1'29.841	313,0
13	3	77 D. AEGERTER	SUI	GYTR GRT Yamaha WorldSBK Team	Yamaha YZF R1	IND	22	51.617	2.784	1'43.923	302,5	1'29.635	312,1
14	6	21 M. RINALDI	ITA	Aruba.it Racing - Ducati	Ducati Panigale V4R		22	55.010	3.393	1'44.134	307,7	1'29.775	314,9
15	21	35 H. SYHRIN	MAS	PETRONAS MIE Racing HONDA Team	Honda CBR1000 RR-R	IND	22	1'15.223	20.213	1'44.619	301,7	1'32.098	317,6
16	20	51 E. GRANADO	BRA	PETRONAS MIE Racing HONDA Team	Honda CBR1000 RR-R	IND	22	1'17.459	2.236	1'44.807	298,3	1'31.779	306,8
17	15	34 L. BALDASSARRI	ITA	GMT94 Yamaha	Yamaha YZF R1	IND	22	1'20.226	2.767	1'45.198	296,7	1'30.470	309,5
18	18	76 L. BAZ	FRA	Bonovo Action BMW	BMW M1000 RR	IND	21	1 Lap	1 Lap	1'43.616	305,9	1'30.604	313,0
-----Not Classified-----													
RET	8	22 A. LOWES	GBR	Kawasaki Racing Team WorldSBK	Kawasaki ZX-10RR		14	8 Laps		1'42.409	303,4	1'29.864	314,9
RET	22	52 O. KONIG	CZE	Orelac Racing MOVISIO	Kawasaki ZX-10RR	IND	11	11 Laps		1'45.969	294,3	1'32.282	305,1
RET	19	66 T. SYKES	GBR	Kawasaki Puccetti Racing	Kawasaki ZX-10RR	IND	10	12 Laps		1'44.830	291,9	1'30.914	305,1
RET	12	60 M. VAN DER MARK	NED	ROKIT BMW Motorrad WorldSBK Team	BMW M1000 RR		1	21 Laps			270,0	1'30.276	320,5

AIR	Humidity:	86%	Temp:	20°C
TRACK	Condition:	Wet	Temp:	24°C

Records	Pole (SP)	2020	T.Sykes	1'29.230	179,334 Km/h
	Race (SPRC)	2019	J.Rea	1'30.075	177,652 Km/h
	All Times (SP)	2020	T.Sykes	1'29.230	179,334 Km/h
Race Fastest Lap		Lap 3	J.Rea	1'42.173	156,617 Km/h

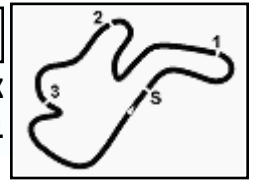
LAP LEADERS					
No. Rider	From	To	Laps	Total	
65 J. REA	1	9	9	9	
1 A. BAUTISTA	10	22	13	13	

TOTAL LEADER LAPS		
No. Rider	Laps	
1 A. BAUTISTA	13	
65 J. REA	9	

Start 16:15 End 17:00 The results are provisional until the end of the time limit for protests and appeals and the completion of the technical checks.

These data/results cannot be reproduced, stored and/or transmitted in whole or in part by any manner of electronic, mechanical, photocopying, recording, broadcasting or otherwise now known or herein after developed without the previous express consent by the copyright owner, except for reproduction in daily press and regular printed publications on sale to the public within 60 days of the event related to those data/results and always provided that copyright symbol appears together as follows below.

© DORNA WSBK ORGANIZATION Srl 2023



Grand Ridge Australian Round, 24-26 February 2023 Results Race 1

Race Highlights

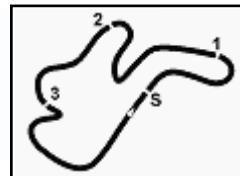
Time	No. Rider	Description
15.55.00		Sighting Lap Start
16.08.34		WET RACE
16.12.55		Warm-up Lap Start
16.15.33		Start
16.17.32		No Jump Start
16.18.34	60 M. VAN DER MARK	Crashed - Turn 8
16.19.02	60 M. VAN DER MARK	Not Actively Competing
16.22.35	66 T. SYKES	Technical Problem
16.22.43	66 T. SYKES	Entered Pits
16.26.56	66 T. SYKES	Exited Pits
16.36.08	52 O. KONIG	On Asphalt - Re-Joined - Turn 4
16.37.15	52 O. KONIG	Entered Pits
16.39.17	66 T. SYKES	Entered Pits
16.39.32		2/3 of Race Distance Completed
16.40.06	76 L. BAZ	Entered Pits
16.40.19	22 A. LOWES	Crashed - Turn 2
16.41.17	22 A. LOWES	Not Actively Competing
16.41.45	76 L. BAZ	Exited Pits
16.42.09	66 T. SYKES	Retired
16.42.27	22 A. LOWES	Medical Centre
16.44.11	52 O. KONIG	Retired
16.57.06		Results Under Review
16.57.09		Podium Confirmed
16.58.37		Incident between 9 and 97 under investigation
17.00.13	9 D. PETRUCCI	to lose 1 position for irresponsible riding
17.00.36		End Of Session

Start End The results are provisional until the end of the time limit for protests and appeals and the completion of the technical checks.

25/02/2023 16:15 17:00

These data/results cannot be reproduced, stored and/or transmitted in whole or in part by any manner of electronic, mechanical, photocopying, recording, broadcasting or otherwise now known or herein after developed without the previous express consent by the copyright owner, except for reproduction in daily press and regular printed publications on sale to the public within 60 days of the event related to those data/results and always provided that copyright symbol appears together as follows below.

© DORNA WSBK ORGANIZATION Srl 2023



Phillip Island 4.445 m

Grand Ridge Australian Round, 24-26 February 2023 Championship Standings

1 / 2

	Points	Points From First	Points From Previous	February 26 PHILLIP ISLAND	March 5 MANDALIKA	April 23 ASSEN	May 7 BARCELONA	June 4 MISANO	July 2 DONINGTON PARK	July 26 MOST	September 10 MAGNY-COURS	September 24 ARAGON	October 1 PORTIMAO	October 15 VILLICUM	December 26 TBA				
1 BAUTISTA Alvaro (ESP)	25			25															
2 REA Jonathan (GBR)	20	5		20															
3 RAZGATLIOGLU Toprak (TUR)	16	9	4	16															
4 LOCATELLI Andrea (ITA)	13	12	3	13															
5 BASSANI Axel (ITA)	11	14	2	11															
6 LECUONA Iker (ESP)	10	15	1	10															
7 VIERGE Xavi (ESP)	9	16	1	9															
8 PETRUCCI Danilo (ITA)	8	17	1	8															
9 REDDING Scott (GBR)	7	18	1	7															
10 GERLOFF Garrett (USA)	6	19	1	6															
11 OETTL Philipp (GER)	5	20	1	5															
12 GARDNER Remy (AUS)	4	21	1	4															
13 AEGERTER Dominique (SUI)	3	22	1	3															
14 RINALDI Michael Ruben (ITA)	2	23	1	2															
15 SYAHRIN Hafizh (MAS)	1	24	1	1															

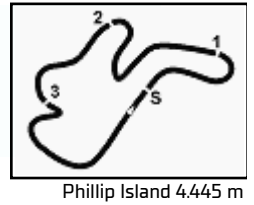
25/02/2023

These data/results cannot be reproduced, stored and/or transmitted in whole or in part by any manner of electronic, mechanical, photocopying, recording, broadcasting or otherwise now known or herein after developed without the previous express consent by the copyright owner, except for reproduction in daily press and regular printed publications on sale to the public within 60 days of the event related to those data/results and always provided that copyright symbol appears together as follows below.

© DORNA WSBK ORGANIZATION Srl 2023

FICR PERUGIA TIMING





Grand Ridge Australian Round, 24-26 February 2023
Championship Standings

	Points	Points From First	Points From Previous	February 26 PHILLIP ISLAND	March 5 MANDALIKA	April 23 ASSEN	May 7 BARCELONA	June 4 MISANO	July 2 DONINGTON PARK	July 26 MOST	September 10 MAGNY-COURS	September 24 ARAGON	October 1 PORTIMAO	October 15 VILLICUM	December 26 TBA	
Independent Riders																
1 BASSANI Axel (ITA)	11			11												
2 PETRUCCI Danilo (ITA)	8	3		8												
3 GERLOFF Garrett (USA)	6	5	2	6												
4 OETTL Philipp (GER)	5	6	1	5												
5 GARDNER Remy (AUS)	4	7	1	4												
6 AEGERTER Dominique (SUI)	3	8	1	3												
7 SYAHRIN Hafizh (MAS)	1	10	2	1												

25/02/2023

These data/results cannot be reproduced, stored and/or transmitted in whole or in part by any manner of electronic, mechanical, photocopying, recording, broadcasting or otherwise now known or herein after developed without the previous express consent by the copyright owner, except for reproduction in daily press and regular printed publications on sale to the public within 60 days of the event related to those data/results and always provided that copyright symbol appears together as follows below.

© DORNA WSBK ORGANIZATION Srl 2023

FICR PERUGIA TIMING



Grand Ridge Australian Round, 24-26 February 2023

Lap Chart Race 1

1 / 4

		Lap																					
	1	2	3	4	5	6	7	8	9	10	11	12	13	14	15	16	17	18	19	20	21	22	
1	65	65	65	65	65	65	65	65	65	1	1	1	1	1	1	1	1	1	1	1	1	1	
2	1	1	1	1	1	1	1	1	1	65	65	65	65	65	65	65	65	65	65	65	65	65	
3	22	22	22	22	54	54	54	54	54	54	54	54	54	54	54	54	54	54	54	54	54	54	
4	54	54	54	54	22	22	22	22	22	22	22	22	22	22	55	55	55	55	55	55	55	55	
5	55	55	55	55	55	55	55	55	55	55	55	55	55	55	47	47	47	47	47	47	47	47	
6	77	77	47	47	47	47	47	47	47	47	47	47	47	47	45	45	45	45	7	7	7	7	
7	87	47	77	77	7	7	7	7	7	7	45	45	45	45	7	7	7	45	9	9	9	9	
8	47	87	87	7	77	77	9	9	9	45	7	7	7	7	9	9	9	9	97	97	97	97	
9	60	5	7	87	9	9	45	45	45	9	9	9	9	9	97	97	97	97	45	45	45	45	
10	5	7	9	9	87	45	77	77	97	97	97	97	97	97	77	77	5	5	5	5	31	31	
11	9	9	5	45	45	87	97	97	77	77	77	77	77	77	5	5	31	31	31	31	5	5	
12	7	97	97	5	97	97	87	87	87	87	5	5	5	5	87	31	87	87	87	87	87	87	
13	97	45	45	97	5	5	5	5	5	5	87	87	87	87	21	87	77	77	77	77	77	77	
14	21	21	21	21	21	21	21	21	21	21	21	21	21	21	31	21	21	21	21	21	21	21	
15	45	76	76	76	76	76	76	76	76	76	76	31	31	31	34	34	34	34	35	35	35	35	
16	76	66	66	34	31	31	31	31	31	31	31	31	76	76	34	51	35	35	35	34	51	51	
17	34	34	34	31	34	34	34	34	34	34	34	34	34	34	51	35	51	51	51	51	34	34	
18	66	31	31	51	51	51	51	51	51	51	51	51	51	35	76	76	76	76	76	76	76		
19	31	51	51	35	35	35	35	35	35	35	35	35	35	76									
20	52	52	35	52	52	52	52	52	52	52	52	52											
21	51	35	52	66	66	66	66	66	66	66	66												
22	35																						

Final Result		
1	1	A. BAUTISTA Laps 22
2	65	J. REA 3.471
3	54	T. RAZGATLIOGLU 6.168
4	55	A. LOCATELLI 16.789
5	47	A. BASSANI 20.918
6	7	I. LECUONA 27.015
7	97	X. VIERGE 30.625
8	9	D. PETRUCCI (P) 31.000
9	45	S. REDDING 37.447
10	31	G. GERLOFF 42.591
11	5	P. DETTL 44.142
12	87	R. GARDNER 48.833
13	77	D. AEGERTER 51.617
14	21	M. RINALDI 55.010
15	35	H. SYHRIN 1'15.223
16	51	E. GRANADO 1'17.459
17	34	L. BALDASSARRI 1'20.226
18	76	L. BAZ 1 Lap
RET	22	A. LOWES 8 Laps
RET	52	D. KONIG 11 Laps
RET	66	T. SYKES 12 Laps
RET	60	M. VAN DER MARK 21 Laps

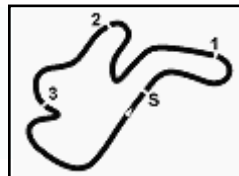
25/02/2023

These data/results cannot be reproduced, stored and/or transmitted in whole or in part by any manner of electronic, mechanical, photocopying, recording, broadcasting or otherwise now known or herein after developed without the previous express consent by the copyright owner, except for reproduction in daily press and regular printed publications on sale to the public within 60 days of the event related to those data/results and always provided that copyright symbol appears together as follows below.

© DORNA WSBK ORGANIZATION Srl 2023

FICR PERUGIA TIMING





Phillip Island 4.445 m

Grand Ridge Australian Round, 24-26 February 2023

Lap Chart Race 1

2 / 4

Lap 1

1	65	J.Rea	1'48.222
2	1	A.Bautista	0.285
3	22	A.Lowes	1.347
4	54	T.Razgatioglu	1.701
5	55	A.Locatelli	2.134
6	77	D.Aegerter	2.588
7	87	R.Gardner	2.851
8	47	A.Bassani	3.018
9	60	M.van der Mark	3.070
10	5	P.Oettl	3.603
11	9	D.Petrucci	3.813
12	7	I.Lecuona	3.918
13	97	X.Vierge	4.421
14	21	M.Rinaldi	5.371
15	45	S.Redding	5.440
16	76	L.Baz	6.356
17	34	L.Baldassarri	6.491
18	66	T.Sykes	6.515
19	31	G.Gerloff	6.801
20	52	O.Konig	8.353
21	51	E.Granado	8.776
22	35	H.Syahrin	9.158

2	1	A.Bautista	1.099
3	22	A.Lowes	3.272
4	54	T.Razgatioglu	3.285
5	55	A.Locatelli	4.245
6	47	A.Bassani	5.560
7	77	D.Aegerter	7.986
8	7	I.Lecuona	8.264
9	87	R.Gardner	9.195
10	9	D.Petrucci	9.228
11	45	S.Redding	10.569
12	5	P.Oettl	10.943
13	97	X.Vierge	11.097
14	21	M.Rinaldi	14.231
15	76	L.Baz	15.349
16	34	L.Baldassarri	18.014
17	31	G.Gerloff	18.129
18	51	E.Granado	22.564
19	35	H.Syahrin	23.896
20	52	O.Konig	25.510
21	66	T.Sykes	

6	47	A.Bassani	7.060
7	7	I.Lecuona	9.781
8	9	D.Petrucci	11.102
9	45	S.Redding	11.904
10	77	D.Aegerter	12.900
11	97	X.Vierge	14.710
12	87	R.Gardner	15.107
13	5	P.Oettl	15.882
14	21	M.Rinaldi	18.896
15	76	L.Baz	19.634
16	31	G.Gerloff	23.675
17	34	L.Baldassarri	25.945
18	51	E.Granado	30.791
19	35	H.Syahrin	31.683
20	52	O.Konig	38.878
21	66	T.Sykes	

10	97	X.Vierge	16.695
11	77	D.Aegerter	19.057
12	87	R.Gardner	20.692
13	5	P.Oettl	20.764
14	21	M.Rinaldi	24.203
15	76	L.Baz	24.529
16	31	G.Gerloff	25.090
17	34	L.Baldassarri	34.380
18	51	E.Granado	36.842
19	35	H.Syahrin	37.919
20	52	O.Konig	49.891
21	66	T.Sykes	

Lap 11

1	1	A.Bautista	18'54.643
2	65	J.Rea	0.453
3	54	T.Razgatioglu	2.167
4	22	A.Lowes	5.402
5	55	A.Locatelli	5.783
6	47	A.Bassani	9.899
7	45	S.Redding	12.732
8	7	I.Lecuona	13.129
9	9	D.Petrucci	13.675
10	97	X.Vierge	17.787
11	77	D.Aegerter	21.176
12	5	P.Oettl	23.278
13	87	R.Gardner	23.554
14	21	M.Rinaldi	25.951
15	76	L.Baz	26.564
16	31	G.Gerloff	26.747
17	34	L.Baldassarri	37.401
18	51	E.Granado	39.769
19	35	H.Syahrin	40.500
20	52	O.Konig	53.381

Lap 2

1	65	J.Rea	3'30.776
2	1	A.Bautista	0.650
3	22	A.Lowes	2.519
4	54	T.Razgatioglu	2.969
5	55	A.Locatelli	3.323
6	77	D.Aegerter	4.403
7	47	A.Bassani	4.436
8	87	R.Gardner	5.345
9	5	P.Oettl	5.922
10	7	I.Lecuona	6.180
11	9	D.Petrucci	6.254
12	97	X.Vierge	6.988
13	45	S.Redding	8.027
14	21	M.Rinaldi	9.169
15	76	L.Baz	9.824
16	66	T.Sykes	10.611
17	34	L.Baldassarri	11.042
18	31	G.Gerloff	11.158
19	51	E.Granado	14.137
20	52	O.Konig	15.071
21	35	H.Syahrin	15.213

Lap 5

1	65	J.Rea	8'37.851
2	1	A.Bautista	1.148
3	54	T.Razgatioglu	3.708
4	22	A.Lowes	4.409
5	55	A.Locatelli	4.646
6	47	A.Bassani	6.515
7	7	I.Lecuona	9.217
8	77	D.Aegerter	9.642
9	9	D.Petrucci	10.344
10	87	R.Gardner	11.529
11	45	S.Redding	11.571
12	97	X.Vierge	12.339
13	5	P.Oettl	13.161
14	21	M.Rinaldi	16.142
15	76	L.Baz	17.592
16	31	G.Gerloff	20.326
17	34	L.Baldassarri	21.285
18	51	E.Granado	25.859
19	35	H.Syahrin	27.256
20	52	O.Konig	30.476
21	66	T.Sykes	

Lap 8

1	65	J.Rea	13'46.352
2	1	A.Bautista	0.494
3	54	T.Razgatioglu	2.394
4	22	A.Lowes	4.047
5	55	A.Locatelli	4.739
6	47	A.Bassani	7.793
7	7	I.Lecuona	10.854
8	9	D.Petrucci	11.744
9	45	S.Redding	12.120
10	77	D.Aegerter	14.802
11	97	X.Vierge	15.501
12	87	R.Gardner	16.977
13	5	P.Oettl	17.361
14	21	M.Rinaldi	20.682
15	76	L.Baz	21.260
16	31	G.Gerloff	24.501
17	34	L.Baldassarri	28.597
18	51	E.Granado	33.025
19	35	H.Syahrin	33.780
20	52	O.Konig	42.959
21	66	T.Sykes	

Lap 12

1	1	A.Bautista	20'37.343
2	65	J.Rea	0.336
3	54	T.Razgatioglu	2.301
4	22	A.Lowes	6.110
5	55	A.Locatelli	6.418
6	47	A.Bassani	10.893
7	45	S.Redding	13.661
8	7	I.Lecuona	14.418
9	9	D.Petrucci	14.918
10	97	X.Vierge	18.581
11	77	D.Aegerter	23.253
12	5	P.Oettl	25.390
13	87	R.Gardner	26.039
14	21	M.Rinaldi	27.542
15	31	G.Gerloff	27.987
16	76	L.Baz	30.994
17	34	L.Baldassarri	41.131
18	51	E.Granado	42.947
19	35	H.Syahrin	43.294

Lap 3

1	65	J.Rea	5'12.949
2	1	A.Bautista	1.079
3	22	A.Lowes	2.928
4	54	T.Razgatioglu	3.507
5	55	A.Locatelli	4.241
6	47	A.Bassani	5.257
7	77	D.Aegerter	6.549
8	87	R.Gardner	7.431
9	7	I.Lecuona	7.439
10	9	D.Petrucci	7.732
11	5	P.Oettl	8.910
12	97	X.Vierge	9.211
13	45	S.Redding	9.790
14	21	M.Rinaldi	12.159
15	76	L.Baz	12.746
16	66	T.Sykes	13.830
17	34	L.Baldassarri	14.600
18	31	G.Gerloff	14.925
19	51	E.Granado	18.698
20	35	H.Syahrin	20.223
21	52	O.Konig	20.711

Lap 6

1	65	J.Rea	10'20.847
2	1	A.Bautista	0.766
3	54	T.Razgatioglu	3.295
4	22	A.Lowes	4.261
5	55	A.Locatelli	4.526
6	47	A.Bassani	6.779
7	7	I.Lecuona	9.386
8	77	D.Aegerter	10.750
9	9	D.Petrucci	10.851
10	45	S.Redding	11.595
11	87	R.Gardner	12.653
12	97	X.Vierge	13.187
13	5	P.Oettl	14.209
14	21	M.Rinaldi	17.396
15	76	L.Baz	18.785
16	31	G.Gerloff	22.502
17	34	L.Baldassarri	23.487
18	51	E.Granado	28.180
19	35	H.Syahrin	29.384
20	52	O.Konig	34.923
21	66	T.Sykes	

Lap 9

1	65	J.Rea	15'29.253
2	1	A.Bautista	0.138
3	54	T.Razgatioglu	1.992
4	22	A.Lowes	4.517
5	55	A.Locatelli	4.864
6	47	A.Bassani	7.934
7	7	I.Lecuona	11.612
8	9	D.Petrucci	12.000
9	45	S.Redding	12.168
10	97	X.Vierge	16.160
11	77	D.Aegerter	17.297
12	87	R.Gardner	19.031
13	5	P.Oettl	19.109
14	21	M.Rinaldi	22.308
15	76	L.Baz	22.765
16	31	G.Gerloff	24.980
17	34	L.Baldassarri	31.953
18	51	E.Granado	34.946
19	35	H.Syahrin	35.498
20	52	O.Konig	46.603
21	66	T.Sykes	

Lap 13

1	1	A.Bautista	22'19.567
2	65	J.Rea	0.986
3	54	T.Razgatioglu	3.331
4	22	A.Lowes	7.467
5	55	A.Locatelli	7.877
6	47	A.Bassani	12.255
7	45	S.Redding	15.267
8	7	I.Lecuona	16.236
9	9	D.Petrucci	16.665
10	97	X.Vierge	19.601
11	77	D.Aegerter	26.332
12	5	P.Oettl	27.953
13	87	R.Gardner	28.556
14	21	M.Rinaldi	29.452
15	31	G.Gerloff	29.646
16	76	L.Baz	36.184

Lap 4

1	65	J.Rea	6'55.435
---	----	-------	----------

Lap 7

1	65	J.Rea	12'03.614
2	1	A.Bautista	0.552
3	54	T.Razgatioglu	2.877
4	22	A.Lowes	3.903
5	55	A.Locatelli	4.445

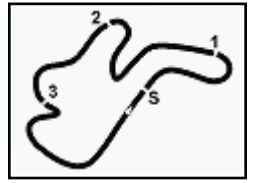
Lap 10

1	1	A.Bautista	17'12.164
2	65	J.Rea	0.492
3	54	T.Razgatioglu	1.944
4	22	A.Lowes	4.442
5	55	A.Locatelli	5.162
6	47	A.Bassani	8.700
7	7	I.Lecuona	11.803
8	45	S.Redding	12.085
9	9	D.Petrucci	12.469

25/02/2023

These data/results cannot be reproduced, stored and/or transmitted in whole or in part by any manner of electronic, mechanical, photocopying, recording, broadcasting or otherwise now known or herein after developed without the previous express consent by the copyright owner, except for reproduction in daily press and regular printed publications on sale to the public within 60 days of the event related to those data/results and always provided that copyright symbol appears together as follows below.

© DORNA WSBK ORGANIZATION Srl 2023



Phillip Island 4.445 m

3 / 4

Grand Ridge Australian Round, 24-26 February 2023

Lap Chart Race 1

17	34	L.Baldassarri	44.725
18	51	E.Granado	46.410
19	35	H.Syahrin	46.804

Lap 14

1	1	A.Bautista	24'02.314
2	65	J.Rea	1.004
3	54	T.Razgatlioglu	4.473
4	22	A.Lowes	7.850
5	55	A.Locatelli	8.564
6	47	A.Bassani	12.932
7	45	S.Redding	16.459
8	7	I.Lecuona	18.305
9	9	D.Petrucci	18.701
10	97	X.Vierge	20.299
11	77	D.Aegerter	29.313
12	5	P.Dettl	30.214
13	87	R.Gardner	30.826
14	21	M.Rinaldi	31.585
15	31	G.Gerloff	32.023
16	34	L.Baldassarri	48.693
17	51	E.Granado	49.709
18	35	H.Syahrin	49.856
19	76	L.Baz	

Lap 15

1	1	A.Bautista	25'45.040
2	65	J.Rea	1.382
3	54	T.Razgatlioglu	5.162
4	55	A.Locatelli	10.529
5	47	A.Bassani	13.914
6	45	S.Redding	18.292
7	7	I.Lecuona	19.658
8	9	D.Petrucci	20.474
9	97	X.Vierge	21.420
10	77	D.Aegerter	31.944
11	5	P.Dettl	32.587
12	87	R.Gardner	33.062
13	21	M.Rinaldi	33.677
14	31	G.Gerloff	33.763
15	34	L.Baldassarri	52.846
16	51	E.Granado	53.389
17	35	H.Syahrin	53.416
18	76	L.Baz	

Lap 16

1	1	A.Bautista	27'28.382
2	65	J.Rea	1.287
3	54	T.Razgatlioglu	5.445
4	55	A.Locatelli	10.872
5	47	A.Bassani	14.222
6	45	S.Redding	19.445
7	7	I.Lecuona	20.212
8	9	D.Petrucci	21.328
9	97	X.Vierge	22.307
10	77	D.Aegerter	34.221
11	5	P.Dettl	34.519
12	31	G.Gerloff	35.079
13	87	R.Gardner	35.086
14	21	M.Rinaldi	36.482
15	34	L.Baldassarri	55.847
16	35	H.Syahrin	55.887
17	51	E.Granado	57.717
18	76	L.Baz	

Lap 17

1	1	A.Bautista	29'11.515
2	65	J.Rea	1.946
3	54	T.Razgatlioglu	5.743
4	55	A.Locatelli	11.470
5	47	A.Bassani	14.908
6	45	S.Redding	21.300

7	7	I.Lecuona	21.576
8	9	D.Petrucci	22.589
9	97	X.Vierge	23.237
10	5	P.Dettl	36.248
11	31	G.Gerloff	36.763
12	87	R.Gardner	37.446
13	77	D.Aegerter	37.598
14	21	M.Rinaldi	38.788
15	34	L.Baldassarri	59.712
16	35	H.Syahrin	59.735
17	51	E.Granado	1'00.994
18	76	L.Baz	

Lap 18

1	1	A.Bautista	30'54.579
2	65	J.Rea	2.478
3	54	T.Razgatlioglu	6.237
4	55	A.Locatelli	12.546
5	47	A.Bassani	15.686
6	7	I.Lecuona	22.726
7	45	S.Redding	23.852
8	9	D.Petrucci	24.113
9	97	X.Vierge	24.433
10	5	P.Dettl	37.711
11	31	G.Gerloff	38.506
12	87	R.Gardner	39.923
13	77	D.Aegerter	41.085
14	21	M.Rinaldi	41.549
15	34	L.Baldassarri	1'03.939
16	35	H.Syahrin	1'03.962
17	51	E.Granado	1'04.377
18	76	L.Baz	

Lap 19

1	1	A.Bautista	32'37.611
2	65	J.Rea	2.978
3	54	T.Razgatlioglu	6.450
4	55	A.Locatelli	13.785
5	47	A.Bassani	16.875
6	7	I.Lecuona	24.014
7	9	D.Petrucci	25.721
8	97	X.Vierge	26.328
9	45	S.Redding	28.031
10	5	P.Dettl	39.389
11	31	G.Gerloff	39.826
12	87	R.Gardner	42.246
13	77	D.Aegerter	44.038
14	21	M.Rinaldi	44.250
15	35	H.Syahrin	1'07.019
16	34	L.Baldassarri	1'08.459
17	51	E.Granado	1'08.663
18	76	L.Baz	

Lap 20

1	1	A.Bautista	34'20.967
2	65	J.Rea	3.205
3	54	T.Razgatlioglu	6.359
4	55	A.Locatelli	14.509
5	47	A.Bassani	18.253
6	7	I.Lecuona	25.070
7	9	D.Petrucci	27.130
8	97	X.Vierge	27.744
9	45	S.Redding	31.191
10	5	P.Dettl	40.753
11	31	G.Gerloff	40.904
12	87	R.Gardner	44.600
13	77	D.Aegerter	46.599
14	21	M.Rinaldi	47.006
15	35	H.Syahrin	1'09.509
16	51	E.Granado	1'11.909
17	34	L.Baldassarri	1'12.557
18	76	L.Baz	

Lap 21

1	1	A.Bautista	36'04.367
2	65	J.Rea	3.353
3	54	T.Razgatlioglu	6.461
4	55	A.Locatelli	15.645
5	47	A.Bassani	19.548
6	7	I.Lecuona	26.379
7	9	D.Petrucci	28.588
8	97	X.Vierge	28.837
9	45	S.Redding	34.436
10	31	G.Gerloff	42.499
11	5	P.Dettl	42.676
12	87	R.Gardner	46.800
13	77	D.Aegerter	49.332
14	21	M.Rinaldi	51.308
15	35	H.Syahrin	1'12.057
16	51	E.Granado	1'15.032
17	34	L.Baldassarri	1'16.596
18	76	L.Baz	

Lap 22

1	1	A.Bautista	37'48.672
2	65	J.Rea	3.471
3	54	T.Razgatlioglu	6.168
4	55	A.Locatelli	16.789
5	47	A.Bassani	20.918
6	7	I.Lecuona	27.015
7	9	D.Petrucci	30.383
8	97	X.Vierge	30.625
9	45	S.Redding	37.447
10	31	G.Gerloff	42.591
11	5	P.Dettl	44.142
12	87	R.Gardner	48.833
13	77	D.Aegerter	51.617
14	21	M.Rinaldi	55.010
15	35	H.Syahrin	1'15.223
16	51	E.Granado	1'17.459
17	34	L.Baldassarri	1'20.226

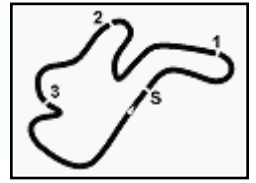
25/02/2023

These data/results cannot be reproduced, stored and/or transmitted in whole or in part by any manner of electronic, mechanical, photocopying, recording, broadcasting or otherwise now known or herein after developed without the previous express consent by the copyright owner, except for reproduction in daily press and regular printed publications on sale to the public within 60 days of the event related to those data/results and always provided that copyright symbol appears together as follows below.

© DORNA WSBK ORGANIZATION Srl 2023

FIGR PERUGIA TIMING





Phillip Island 4.445 m

4 / 4

Grand Ridge Australian Round, 24-26 February 2023

Lap Chart Race 1

Race Pace Comparison

	1 Bau	65 Rea	54 Raz	55 Loc	47 Bas	7 Lec	97 Vie	9 Pet	45 Red	31 Ger	5 Det	87 Gar	77 Aeg	21 Rin
1	1'48.507	1'48.222	1'49.923	1'50.356	1'51.240	1'52.140	1'52.643	1'52.035	1'53.662	1'55.023	1'51.825	1'51.073	1'50.810	1'53.593
2	1'42.919	1'42.554	1'43.822	1'43.743	1'43.972	1'44.816	1'45.121	1'44.995	1'45.141	1'46.911	1'44.873	1'45.048	1'44.369	1'46.352
3	1'42.602	1'42.173	1'42.711	1'43.091	1'42.994	1'43.432	1'44.396	1'43.651	1'43.936	1'45.940	1'45.161	1'44.259	1'44.319	1'45.163
4	1'42.506	1'42.486	1'42.264	1'42.490	1'42.789	1'43.311	1'44.372	1'43.982	1'43.265	1'45.690	1'44.519	1'44.250	1'43.923	1'44.558
5	1'42.465	1'42.416	1'42.839	1'42.817	1'43.371	1'43.369	1'43.658	1'43.532	1'43.418	1'44.613	1'44.634	1'44.750	1'44.072	1'44.327
6	1'42.614	1'42.996	1'42.583	1'42.876	1'43.260	1'43.165	1'43.844	1'43.503	1'43.020	1'45.172	1'44.044	1'44.120	1'44.104	1'44.250
7	1'42.553	1'42.767	1'42.349	1'42.686	1'43.048	1'43.162	1'44.290	1'43.018	1'43.076	1'43.940	1'44.440	1'45.221	1'44.917	1'44.267
8	1'42.680	1'42.738	1'42.255	1'43.032	1'43.471	1'43.811	1'43.529	1'43.380	1'42.954	1'43.564	1'44.217	1'44.608	1'44.640	1'44.524
9	1'42.545	1'42.901	1'42.499	1'43.026	1'43.042	1'43.659	1'43.560	1'43.157	1'42.949	1'43.380	1'44.649	1'44.955	1'45.396	1'44.527
10	1'42.773	1'43.403	1'42.863	1'43.209	1'43.677	1'43.102	1'43.446	1'43.380	1'42.828	1'43.021	1'44.566	1'44.572	1'44.671	1'44.806
11	1'42.479	1'42.440	1'42.702	1'43.100	1'43.678	1'43.805	1'43.571	1'43.685	1'43.126	1'44.136	1'44.993	1'45.341	1'44.598	1'44.227
12	1'42.700	1'42.583	1'42.834	1'43.335	1'43.694	1'43.989	1'43.494	1'43.943	1'43.629	1'43.940	1'44.812	1'45.185	1'44.777	1'44.291
13	1'42.224	1'42.874	1'43.254	1'43.683	1'43.586	1'44.042	1'43.244	1'43.971	1'43.830	1'43.883	1'44.787	1'44.741	1'45.303	1'44.134
14	1'42.747	1'42.765	1'43.889	1'43.434	1'43.424	1'44.816	1'43.445	1'44.783	1'43.939	1'45.124	1'45.008	1'45.017	1'45.728	1'44.880
15	1'42.726	1'43.104	1'43.415	1'44.691	1'43.708	1'44.079	1'43.847	1'44.499	1'44.559	1'44.466	1'45.099	1'44.962	1'45.357	1'44.818
16	1'43.342	1'43.247	1'43.625	1'43.685	1'43.650	1'43.896	1'44.229	1'44.196	1'44.495	1'44.658	1'45.274	1'45.366	1'45.619	1'46.147
17	1'43.133	1'43.792	1'43.431	1'43.731	1'43.819	1'44.497	1'44.063	1'44.394	1'44.988	1'44.817	1'44.862	1'45.493	1'46.510	1'45.439
18	1'43.064	1'43.596	1'43.558	1'44.140	1'43.842	1'44.214	1'44.260	1'44.588	1'45.616	1'44.807	1'44.527	1'45.541	1'46.551	1'45.825
19	1'43.032	1'43.532	1'43.245	1'44.271	1'44.221	1'44.320	1'44.927	1'44.640	1'47.211	1'44.352	1'44.710	1'45.355	1'45.985	1'45.733
20	1'43.356	1'43.583	1'43.265	1'44.080	1'44.734	1'44.412	1'44.772	1'44.765	1'46.516	1'44.434	1'44.720	1'45.710	1'45.917	1'46.112
21	1'43.400	1'43.548	1'43.502	1'44.536	1'44.695	1'44.709	1'44.493	1'44.858	1'46.645	1'44.995	1'45.323	1'45.600	1'46.133	1'47.702
22	1'44.305	1'44.423	1'44.012	1'45.449	1'45.675	1'44.941	1'46.093	1'46.100	1'47.316	1'44.397	1'45.771	1'46.338	1'46.590	1'48.007

	35 Sya	51 Gra	34 Bal	76 Baz	22 Low	52 Kon	66 Syk	60 van
1	1'57.380	1'56.998	1'54.713	1'54.578	1'49.569	1'56.575	1'54.737	1'51.292
2	1'48.609	1'47.915	1'47.105	1'46.022	1'43.726	1'49.272	1'46.650	
3	1'47.183	1'46.734	1'45.731	1'45.095	1'42.582	1'47.813	1'45.392	
4	1'46.159	1'46.352	1'45.900	1'45.089	1'42.830	1'47.285	5'56.114	
5	1'45.776	1'45.711	1'45.687	1'44.659	1'43.553	1'47.382	1'58.829	
6	1'45.124	1'45.317	1'45.198	1'44.189	1'42.848	1'47.443	1'45.784	
7	1'45.066	1'45.378	1'45.225	1'43.616	1'42.409	1'46.722	1'45.335	
8	1'44.835	1'44.972	1'45.390	1'44.364	1'42.882	1'46.819	1'45.764	
9	1'44.619	1'44.822	1'46.257	1'44.406	1'43.371	1'46.545	1'45.413	
10	1'45.332	1'44.807	1'45.338	1'44.675	1'42.836	1'46.199	1'44.830	
11	1'45.060	1'45.406	1'45.500	1'44.514	1'43.439	1'45.969		
12	1'45.494	1'45.878	1'46.430	1'47.130	1'43.408			
13	1'45.734	1'45.687	1'45.818	1'47.414	1'43.581			
14	1'45.799	1'46.046	1'46.715	3'15.978	1'43.130			
15	1'46.286	1'46.406	1'46.879	1'56.204				
16	1'45.813	1'47.670	1'46.343	1'45.767				
17	1'46.981	1'46.410	1'46.998	1'45.489				
18	1'47.291	1'46.447	1'47.291	1'45.568				
19	1'46.089	1'47.318	1'47.552	1'45.510				
20	1'45.846	1'46.602	1'47.454	1'46.964				
21	1'45.948	1'46.523	1'47.439	1'47.505				
22	1'47.471	1'46.732	1'47.935					

25/02/2023

These data/results cannot be reproduced, stored and/or transmitted in whole or in part by any manner of electronic, mechanical, photocopying, recording, broadcasting or otherwise now known or herein after developed without the previous express consent by the copyright owner, except for reproduction in daily press and regular printed publications on sale to the public within 60 days of the event related to those data/results and always provided that copyright symbol appears together as follows below.

© DORNA WSBK ORGANIZATION Srl 2023

FICR PERUGIA TIMING



Grand Ridge Australian Round, 24-26 February 2023

Best Sectors & Speed Race 1

RESULTS				
1	1	A. BAUTISTA	Ducati Panigale V4R	Laps 22
2	65	J. REA	Kawasaki ZX-10RR	3.471
3	54	T. RAZGATLIOGLU	Yamaha YZF R1	6.168
4	55	A. LOCATELLI	Yamaha YZF R1	16.789
5	47	A. BASSANI	Ducati Panigale V4R	20.918
6	7	I. LECUONA	Honda CBR1000 RR-R	27.015
7	97	X. VIERGE	Honda CBR1000 RR-R	30.625
8	9	D. PETRUCCI	Ducati Panigale V4R	31.000
9	45	S. REDDING	BMW M1000 RR	37.447
10	31	G. GERLOFF	BMW M1000 RR	42.591
11	5	P. OETTL	Ducati Panigale V4R	44.142
12	87	R. GARDNER	Yamaha YZF R1	48.833
13	77	D. AEGERTER	Yamaha YZF R1	51.617
14	21	M. RINALDI	Ducati Panigale V4R	55.010
15	35	H. SYHRIN	Honda CBR1000 RR-R	1'15.223
16	51	E. GRANADO	Honda CBR1000 RR-R	1'17.459
17	34	L. BALDASSARRI	Yamaha YZF R1	1'20.226
18	76	L. BAZ	BMW M1000 RR	1 Lap
RET	22	A. LOWES	Kawasaki ZX-10RR	8 Laps
RET	52	D. KONIG	Kawasaki ZX-10RR	11 Laps
RET	66	T. SYKES	Kawasaki ZX-10RR	12 Laps
RET	60	M. VAN DER MARK	BMW M1000 RR	21 Laps

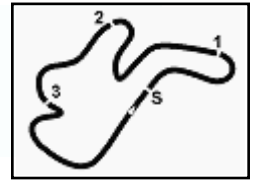
SPEED				
1	97	X. VIERGE	Honda CBR1000 RR-R	310,3
2	1	A. BAUTISTA	Ducati Panigale V4R	309,5
3	21	M. RINALDI	Ducati Panigale V4R	307,7
4	9	D. PETRUCCI	Ducati Panigale V4R	307,7
5	47	A. BASSANI	Ducati Panigale V4R	306,8
6	7	I. LECUONA	Honda CBR1000 RR-R	306,8
7	76	L. BAZ	BMW M1000 RR	305,9
8	65	J. REA	Kawasaki ZX-10RR	305,1
9	5	P. OETTL	Ducati Panigale V4R	305,1
10	45	S. REDDING	BMW M1000 RR	305,1
11	54	T. RAZGATLIOGLU	Yamaha YZF R1	304,2
12	31	G. GERLOFF	BMW M1000 RR	303,4
13	22	A. LOWES	Kawasaki ZX-10RR	303,4
14	77	D. AEGERTER	Yamaha YZF R1	302,5
15	87	R. GARDNER	Yamaha YZF R1	301,7
16	55	A. LOCATELLI	Yamaha YZF R1	301,7
17	35	H. SYHRIN	Honda CBR1000 RR-R	301,7
18	51	E. GRANADO	Honda CBR1000 RR-R	298,3
19	34	L. BALDASSARRI	Yamaha YZF R1	296,7
20	52	D. KONIG	Kawasaki ZX-10RR	294,3
21	66	T. SYKES	Kawasaki ZX-10RR	291,9
22	60	M. VAN DER MARK	BMW M1000 RR	270,0

SEG. 1		SEG. 2		SEG. 3		SEG. 4		
1	1 A. BAUTISTA	24.113	1	54 T. RAZGATLIOGLU	29.339	1	1 A. BAUTISTA	28.390
2	22 A. LOWES	24.219	2	65 J. REA	29.498	2	55 A. LOCATELLI	28.410
3	65 J. REA	24.226	3	22 A. LOWES	29.598	3	47 A. BASSANI	28.436
4	7 I. LECUONA	24.375	4	1 A. BAUTISTA	29.699	4	54 T. RAZGATLIOGLU	28.454
5	45 S. REDDING	24.400	5	55 A. LOCATELLI	29.737	5	45 S. REDDING	28.528
6	97 X. VIERGE	24.453	6	47 A. BASSANI	29.737	6	9 D. PETRUCCI	28.533
7	9 D. PETRUCCI	24.473	7	31 G. GERLOFF	29.764	7	31 G. GERLOFF	28.548
8	47 A. BASSANI	24.489	8	45 S. REDDING	29.791	8	7 I. LECUONA	28.593
9	54 T. RAZGATLIOGLU	24.503	9	97 X. VIERGE	29.873	9	9 D. PETRUCCI	28.594
10	55 A. LOCATELLI	24.516	10	9 D. PETRUCCI	29.965	10	65 J. REA	28.595
11	31 G. GERLOFF	24.637	11	7 I. LECUONA	30.009	11	22 A. LOWES	28.680
12	5 P. OETTL	24.685	12	76 L. BAZ	30.021	12	97 X. VIERGE	28.698
13	77 D. AEGERTER	24.707	13	21 M. RINALDI	30.080	13	87 R. GARDNER	28.701
14	87 R. GARDNER	24.779	14	77 D. AEGERTER	30.132	14	77 D. AEGERTER	28.786
15	21 M. RINALDI	24.815	15	87 R. GARDNER	30.133	15	5 P. OETTL	28.805
16	76 L. BAZ	24.826	16	5 P. OETTL	30.167	16	76 L. BAZ	28.864
17	51 E. GRANADO	24.896	17	34 L. BALDASSARRI	30.303	17	35 H. SYHRIN	28.896
18	66 T. SYKES	24.901	18	51 E. GRANADO	30.357	18	34 L. BALDASSARRI	29.015
19	34 L. BALDASSARRI	24.924	19	60 M. VAN DER MARK	30.377	19	66 T. SYKES	29.032
20	35 H. SYHRIN	25.020	20	66 T. SYKES	30.416	20	60 M. VAN DER MARK	29.063
21	60 M. VAN DER MARK	25.159	21	35 H. SYHRIN	30.573	21	51 E. GRANADO	29.138
22	52 D. KONIG	25.478	22	52 D. KONIG	30.687	22	52 D. KONIG	29.286

25/02/2023

These data/results cannot be reproduced, stored and/or transmitted in whole or in part by any manner of electronic, mechanical, photocopying, recording, broadcasting or otherwise now known or herein after developed without the previous express consent by the copyright owner, except for reproduction in daily press and regular printed publications on sale to the public within 60 days of the event related to those data/results and always provided that copyright symbol appears together as follows below.

© DORNA WSBK ORGANIZATION Srl 2023



Phillip Island 4.445 m

Grand Ridge Australian Round, 24-26 February 2023

Chronological Analysis Race 1

Start at 16:15'27.134

1 / 4

1° 1 A. BAUTISTA [1'42.224]							
Lap	Seg1	Seg2	Seg3	Seg4	Lap Time	km/h	Local Time
1		29.866	19.990	29.071	1'48.507	232,3	16:17'15.641
2	24.705	29.975	19.849	28.390	1'42.919	300,8	16:18'58.560
3	24.486	29.865	19.725	28.526	1'42.602	298,3	16:20'41.162
4	24.485	29.834	19.704	28.483	1'42.506	301,7	16:22'23.668
5	24.432	29.735	19.796	28.502	1'42.465	301,7	16:24'06.133
6	24.376	29.818	19.888	28.532	1'42.614	304,2	16:25'48.747
7	24.586	29.708	19.817	28.442	1'42.553	291,1	16:27'31.300
8	24.304	29.874	19.897	28.605	1'42.680	301,7	16:29'13.980
9	24.383	29.787	19.858	28.517	1'42.545	299,2	16:30'56.525
10	24.397	29.990	19.863	28.523	1'42.773	295,9	16:32'39.298
11	24.135	29.699	20.072	28.573	1'42.479	307,7	16:34'21.777
12	24.161	29.986	19.954	28.599	1'42.700	306,8	16:36'04.477
13	24.113	29.702	19.842	28.567	1'42.224	307,7	16:37'46.701
14	24.271	29.850	19.913	28.713	1'42.747	307,7	16:39'29.448
15	24.218	29.711	20.012	28.785	1'42.726	307,7	16:41'12.174
16	24.320	30.020	20.011	28.991	1'43.342	307,7	16:42'55.516
17	24.209	29.868	20.031	29.025	1'43.133	307,7	16:44'38.649
18	24.297	29.859	19.914	28.994	1'43.064	306,8	16:46'21.713
19	24.250	29.932	20.064	28.786	1'43.032	306,8	16:48'04.745
20	24.438	29.996	20.055	28.867	1'43.356	309,5	16:49'48.101
21	24.309	30.075	20.022	28.994	1'43.400	307,7	16:51'31.501
22	24.463	30.169	20.167	29.506	1'44.305	307,7	16:53'15.806

Race Time 37'48.672

12	24.639	29.544	19.880	28.771	1'42.834	302,5	16:36'06.778
13	24.733	29.681	19.881	28.959	1'43.254	301,7	16:37'50.032
14	24.961	29.768	20.072	29.088	1'43.889	300,8	16:39'33.921
15	24.679	29.676	20.123	28.937	1'43.415	300,0	16:41'17.336
16	24.704	29.643	19.987	29.291	1'43.625	301,7	16:43'00.961
17	24.704	29.529	20.100	29.098	1'43.431	300,0	16:44'44.392
18	24.659	29.583	20.176	29.140	1'43.558	301,7	16:46'27.950
19	24.657	29.636	19.981	28.971	1'43.245	302,5	16:48'11.195
20	24.718	29.570	20.053	28.924	1'43.265	303,4	16:49'54.460
21	24.670	29.704	20.015	29.113	1'43.502	304,2	16:51'37.962
22	24.868	29.818	20.122	29.204	1'44.012	302,5	16:53'21.974

Race Time 37'54.840

2° 65 J. REA [1'42.173]							
Lap	Seg1	Seg2	Seg3	Seg4	Lap Time	km/h	Local Time
1		29.820	19.833	28.747	1'48.222	223,6	16:17'15.356
2	24.464	29.707	19.788	28.595	1'42.554	300,0	16:18'57.910
3	24.299	29.498	19.779	28.597	1'42.173	304,2	16:20'40.083
4	24.327	29.667	19.711	28.781	1'42.486	302,5	16:22'22.569
5	24.324	29.532	19.777	28.783	1'42.416	301,7	16:24'04.985
6	24.349	29.967	19.968	28.712	1'42.996	300,8	16:25'47.981
7	24.408	29.732	19.852	28.775	1'42.767	298,3	16:27'30.748
8	24.362	29.805	19.796	28.775	1'42.738	300,8	16:29'13.486
9	24.431	29.610	19.887	28.973	1'42.901	299,2	16:30'56.387
10	24.414	30.254	19.940	28.795	1'43.403	297,5	16:32'39.790
11	24.320	29.531	19.836	28.753	1'42.440	303,4	16:34'22.230
12	24.250	29.535	20.075	28.723	1'42.583	301,7	16:36'04.813
13	24.226	29.816	19.932	28.900	1'42.874	305,1	16:37'47.687
14	24.277	29.899	19.894	28.695	1'42.765	301,7	16:39'30.452
15	24.241	30.048	20.020	28.795	1'43.104	302,5	16:41'13.556
16	24.379	29.697	20.195	28.976	1'43.247	300,0	16:42'56.803
17	24.449	29.981	20.325	29.037	1'43.792	300,8	16:44'40.595
18	24.372	29.996	20.144	29.084	1'43.596	300,8	16:46'24.191
19	24.545	29.941	20.046	29.000	1'43.532	300,0	16:48'07.723
20	24.476	30.046	19.973	29.088	1'43.583	300,0	16:49'51.306
21	24.394	29.970	20.134	29.050	1'43.548	303,4	16:51'34.854
22	24.489	30.129	20.434	29.371	1'44.423	300,8	16:53'19.277

Race Time 37'52.143

4° 55 A. LOCATELLI [1'42.490]							
Lap	Seg1	Seg2	Seg3	Seg4	Lap Time	km/h	Local Time
1		30.752	20.030	28.857	1'50.356	226,4	16:17'17.490
2	24.966	30.183	19.854	28.740	1'43.743	276,9	16:19'01.233
3	24.829	30.149	19.653	28.460	1'43.091	285,0	16:20'44.324
4	24.586	29.860	19.634	28.410	1'42.490	291,1	16:22'26.814
5	24.521	29.922	19.726	28.648	1'42.817	289,5	16:24'09.631
6	24.516	29.792	19.972	28.596	1'42.876	279,8	16:25'52.507
7	24.572	29.737	19.818	28.559	1'42.686	279,8	16:27'35.193
8	24.611	30.110	19.784	28.527	1'43.032	289,5	16:29'18.225
9	24.592	30.037	19.795	28.602	1'43.026	299,2	16:31'01.251
10	24.660	30.031	19.849	28.669	1'43.209	286,5	16:32'44.460
11	24.541	30.015	19.815	28.729	1'43.100	298,3	16:34'27.560
12	24.635	30.114	19.897	28.689	1'43.335	291,9	16:36'10.895
13	24.900	30.093	20.011	28.679	1'43.683	293,5	16:37'54.578
14	24.610	30.148	19.822	28.854	1'43.434	285,0	16:39'38.012
15	24.925	30.544	20.036	29.186	1'44.691	299,2	16:41'22.703
16	24.697	30.084	19.915	28.989	1'43.685	300,0	16:43'06.388
17	24.669	30.171	20.036	28.855	1'43.731	300,8	16:44'50.119
18	24.801	30.277	20.109	28.953	1'44.140	300,0	16:46'34.259
19	24.828	30.329	20.101	29.013	1'44.271	300,0	16:48'18.530
20	24.700	30.382	20.052	28.946	1'44.080	301,7	16:50'02.610
21	24.890	30.473	20.131	29.042	1'44.536	300,8	16:51'47.146
22	25.120	30.651	20.187	29.491	1'45.449	296,7	16:53'32.595

Race Time 38'05.461

3° 54 T. RAZGATLIOGLU [1'42.255]							
Lap	Seg1	Seg2	Seg3	Seg4	Lap Time	km/h	Local Time
1		30.341	20.368	29.037	1'49.923	222,7	16:17'17.057
2	24.971	30.225	20.056	28.570	1'43.822	299,2	16:19'00.879
3	24.667	29.665	19.925	28.454	1'42.711	300,0	16:20'43.590
4	24.515	29.435	19.856	28.458	1'42.264	296,7	16:22'25.854
5	24.670	29.593	19.926	28.650	1'42.839	296,7	16:24'08.693
6	24.610	29.454	19.914	28.605	1'42.583	303,4	16:25'51.276
7	24.511	29.515	19.771	28.552	1'42.349	302,5	16:27'33.625
8	24.503	29.339	19.711	28.702	1'42.255	301,7	16:29'15.880
9	24.612	29.595	19.789	28.503	1'42.499	300,8	16:30'58.379
10	24.719	29.677	19.792	28.675	1'42.863	302,5	16:32'41.242
11	24.529	29.543	19.861	28.769	1'42.702	302,5	16:34'23.944

5° 47 A. BASSANI [1'42.789]							
Lap	Seg1	Seg2	Seg3	Seg4	Lap Time	km/h	Local Time
1		30.956	20.119	28.891	1'51.240	228,8	16:17'18.374
2	25.183	30.078	20.040	28.671	1'43.972	272,0	16:19'02.346
3	24.814	29.982	19.762	28.436	1'42.994	297,5	16:20'45.340
4	24.530	29.923	19.700	28.636	1'42.789	294,3	16:22'28.129
5	24.542	30.000	20.190	28.639	1'43.371	296,7	16:24'11.500
6	24.660	29.979	19.900	28.721	1'43.260	297,5	16:25'54.760
7	24.523	29.862	19.951	28.712	1'43.048	296,7	16:27'37.808
8	24.809	29.911	20.026	28.725	1'43.471	295,1	16:29'21.279
9	24.615	29.737	19.952	28.738	1'43.042	302,5	16:31'04.321
10	24.683	29.904	20.277	28.813	1'43.677	302,5	16:32'47.998
11	24.749	29.899	20.081	28.949	1'43.678	306,8	16:34'31.676
12	24.652	29.953	20.149	28.940	1'43.694	298,3	16:36'15.370
13	24.588	30.026	20.155	28.817	1'43.586	301,7	16:37'58.956
14	24.490	29.921	20.152	28.861	1'43.424	303,4	16:39'42.380
15	24.589	29.996	20.214	28.909	1'43.708	302,5	16:41'26.088
16	24.489	29.982	20.225	28.954	1'43.650	304,2	16:43'09.738
17	24.525	30.055	20.221	29.018	1'43.819	305,1	16:44'53.557
18	24.587	30.001	20.269	28.985	1'43.842	304,2	16:46'37.399
19	24.643	30.214	20.290	29.074	1'44.221	305,9	16:48'21.620
20	24.764	30.221	20.519	29.230	1'44.734	305,9	16:50'06.354
21	24.768	30.170	20.508	29.249	1'44.695	305,9	16:51'51.049
22	24.955	30.708	20.680	29.332	1'45.675	303,4	16:53'36.724

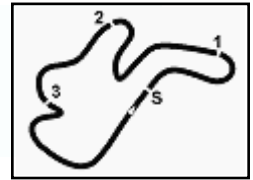
Race Time 38'09.590

25/02/2023

P = Pits In/Out - C = Lap Time Cancelled

These data/results cannot be reproduced, stored and/or transmitted in whole or in part by any manner of electronic, mechanical, photocopying, recording, broadcasting or otherwise now known or herein after developed without the previous express consent by the copyright owner, except for reproduction in daily press and regular printed publications on sale to the public within 60 days of the event related to those data/results and always provided that copyright symbol appears together as follows below.

© DORNA WSBK ORGANIZATION Srl 2023



Grand Ridge Australian Round, 24-26 February 2023
Chronological Analysis Race 1

Phillip Island 4.445 m

Start at 16:15'27.134

2 / 4

6° 7 I. LECUONA [1'43.102]							
Lap	Seg1	Seg2	Seg3	Seg4	Lap Time	km/h	Local Time
1		31.198	20.391	28.949	1'52.140	218,2	16:17'19.274
2	25.548	30.298	20.184	28.786	1'44.816	259,0	16:19'04.090
3	24.864	30.035	19.849	28.684	1'43.432	285,0	16:20'47.522
4	24.495	30.018	19.910	28.888	1'43.311	295,9	16:22'30.833
5	24.643	30.015	19.948	28.763	1'43.369	292,7	16:24'14.202
6	24.488	30.184	19.900	28.593	1'43.165	305,9	16:25'57.367
7	24.375	30.009	19.863	28.915	1'43.162	303,4	16:27'40.529
8	24.582	30.196	19.986	29.047	1'43.811	303,4	16:29'24.340
9	24.545	30.157	19.974	28.983	1'43.659	302,5	16:31'07.990
10	24.417	30.077	19.843	28.765	1'43.102	303,4	16:32'51.101
11	24.446	30.386	19.999	28.974	1'43.805	305,9	16:34'34.906
12	24.535	30.268	20.131	29.055	1'43.989	296,7	16:36'18.895
13	24.583	30.258	20.134	29.067	1'44.042	303,4	16:38'02.937
14	24.839	30.431	20.367	29.179	1'44.816	292,7	16:39'47.753
15	24.759	30.195	20.013	29.112	1'44.079	305,1	16:41'31.832
16	24.487	30.195	20.060	29.154	1'43.896	306,8	16:43'15.728
17	24.636	30.164	20.297	29.400	1'44.497	305,1	16:45'00.225
18	24.834	30.181	19.993	29.206	1'44.214	298,3	16:46'44.439
19	24.688	30.220	20.148	29.264	1'44.320	303,4	16:48'28.759
20	24.660	30.326	20.176	29.250	1'44.412	304,2	16:50'13.171
21	24.734	30.410	20.279	29.286	1'44.709	305,9	16:51'57.880
22	24.727	30.550	20.301	29.363	1'44.941	304,2	16:53'42.821

Race Time 38'15.687

7° 97 X. VIERGE [1'43.244]							
Lap	Seg1	Seg2	Seg3	Seg4	Lap Time	km/h	Local Time
1		31.386	20.352	29.132	1'52.643	237,9	16:17'19.777
2	25.466	30.654	20.156	28.845	1'45.121	274,8	16:19'04.898
3	25.262	30.310	20.108	28.716	1'44.396	277,6	16:20'49.294
4	25.051	30.213	20.321	28.787	1'44.372	285,0	16:22'33.666
5	24.862	30.176	19.922	28.698	1'43.658	293,5	16:24'17.324
6	24.942	30.136	20.036	28.730	1'43.844	293,5	16:26'01.168
7	24.877	30.164	20.109	29.140	1'44.290	295,9	16:27'45.458
8	24.628	30.070	20.018	28.813	1'43.529	298,3	16:29'28.987
9	24.832	30.077	19.898	28.753	1'43.560	304,2	16:31'12.547
10	24.564	30.106	19.910	28.866	1'43.446	304,2	16:32'55.993
11	24.569	29.873	20.350	28.779	1'43.571	307,7	16:34'39.564
12	24.516	30.093	20.001	28.884	1'43.494	310,3	16:36'23.058
13	24.453	29.904	19.942	28.945	1'43.244	309,5	16:38'06.302
14	24.543	30.030	19.978	28.894	1'43.445	308,6	16:39'49.747
15	24.742	30.029	20.164	28.912	1'43.847	300,8	16:41'33.594
16	24.666	30.330	20.131	29.102	1'44.229	308,6	16:43'17.823
17	24.774	30.255	20.040	28.994	1'44.063	300,0	16:45'01.886
18	24.662	30.339	20.225	29.034	1'44.260	305,1	16:46'46.146
19	24.803	30.855	20.269	29.000	1'44.927	301,7	16:48'31.073
20	24.733	30.560	20.277	29.202	1'44.772	309,5	16:50'15.845
21	24.725	30.411	20.307	29.050	1'44.493	310,3	16:52'00.338
22	24.853	30.455	20.203	30.582	1'46.093	291,1	16:53'46.431

Race Time 38'19.297

8° 9 D. PETRUCCI [1'43.018]							
Lap	Seg1	Seg2	Seg3	Seg4	Lap Time	km/h	Local Time
1		31.122	20.355	29.053	1'52.035	232,8	16:17'19.169
2	25.348	30.281	20.305	29.061	1'44.995	274,1	16:19'04.164
3	25.029	30.208	19.881	28.533	1'43.651	289,5	16:20'47.815
4	24.887	30.048	20.142	28.905	1'43.982	278,4	16:22'31.797
5	24.813	30.135	19.895	28.689	1'43.532	288,0	16:24'15.329
6	24.473	30.028	20.133	28.869	1'43.503	304,2	16:25'58.832
7	24.632	29.965	19.845	28.576	1'43.018	302,5	16:27'41.850
8	24.721	30.030	19.938	28.691	1'43.380	305,9	16:29'25.230
9	24.686	29.979	19.865	28.627	1'43.157	298,3	16:31'08.387
10	24.770	30.026	19.872	28.712	1'43.380	302,5	16:32'51.767
11	24.551	30.351	20.041	28.742	1'43.685	303,4	16:34'35.452

12	24.625	30.329	20.078	28.911	1'43.943	300,0	16:36'19.395
13	24.726	30.149	20.113	28.983	1'43.971	304,2	16:38'03.366
14	24.775	30.435	20.301	29.272	1'44.783	301,7	16:39'48.149
15	24.852	30.354	20.222	29.071	1'44.499	303,4	16:41'32.648
16	24.630	30.224	20.276	29.066	1'44.196	302,5	16:43'16.844
17	24.663	30.294	20.322	29.115	1'44.394	304,2	16:45'01.238
18	24.710	30.429	20.199	29.250	1'44.588	304,2	16:46'45.826
19	24.900	30.408	20.285	29.047	1'44.640	307,7	16:48'30.466
20	24.824	30.486	20.390	29.065	1'44.765	305,1	16:50'15.231
21	24.725	30.508	20.297	29.328	1'44.858	305,9	16:52'00.089
22	24.784	30.446	20.460	30.410	1'46.100	305,9	16:53'46.189

Race Time 38'19.055 + 0.617Pen

9° 45 S. REDDING [1'42.828]							
Lap	Seg1	Seg2	Seg3	Seg4	Lap Time	km/h	Local Time
1		32.051	20.322	29.240	1'53.662	211,4	16:17'20.796
2	25.423	30.672	20.117	28.929	1'45.141	266,7	16:19'05.937
3	24.961	30.274	19.989	28.712	1'43.936	276,2	16:20'49.873
4	24.826	30.033	19.878	28.528	1'43.265	277,6	16:22'33.138
5	24.647	29.950	20.038	28.783	1'43.418	291,1	16:24'16.556
6	24.694	29.791	19.951	28.584	1'43.020	297,5	16:25'59.576
7	24.466	29.942	19.907	28.761	1'43.076	298,3	16:27'42.652
8	24.578	29.836	19.738	28.802	1'42.954	300,0	16:29'25.606
9	24.553	29.969	19.859	28.568	1'42.949	299,2	16:31'08.555
10	24.467	29.798	19.879	28.684	1'42.828	288,8	16:32'51.383
11	24.400	29.796	19.981	28.949	1'43.126	300,8	16:34'34.509
12	24.435	30.005	20.128	29.061	1'43.629	305,1	16:36'18.138
13	24.640	30.070	20.183	28.937	1'43.830	303,4	16:38'01.968
14	24.745	30.004	20.221	28.969	1'43.939	304,2	16:39'45.907
15	24.968	30.312	20.217	29.062	1'44.559	303,4	16:41'30.466
16	24.859	30.253	20.336	29.047	1'44.495	304,2	16:43'14.961
17	24.790	30.485	20.436	29.277	1'44.988	305,1	16:44'59.949
18	25.284	30.544	20.506	29.282	1'45.616	301,7	16:46'45.565
19	25.205	31.279	20.966	29.761	1'47.211	298,3	16:48'32.776
20	25.327	30.911	20.783	29.495	1'46.516	296,7	16:50'19.292
21	25.529	30.772	20.786	29.558	1'46.645	300,8	16:52'05.937
22	25.587	30.900	20.890	29.939	1'47.316	301,7	16:53'53.253

Race Time 38'26.119

10° 31 G. GERLOFF [1'43.021]							
Lap	Seg1	Seg2	Seg3	Seg4	Lap Time	km/h	Local Time
1		32.287	21.067	29.202	1'55.023	220,0	16:17'22.157
2	26.141	31.200	20.501	29.069	1'46.911	264,7	16:19'09.068
3	25.824	30.752	20.388	28.976	1'45.940	254,1	16:20'55.008
4	25.662	30.724	20.372	28.932	1'45.690	262,8	16:22'40.698
5	25.292	30.191	20.190	28.940	1'44.613	291,9	16:24'25.311
6	25.547	30.435	20.405	28.785	1'45.172	289,5	16:26'10.483
7	25.107	30.104	20.037	28.692	1'43.940	287,2	16:27'54.423
8	24.943	29.966	19.928	28.727	1'43.564	299,2	16:29'37.987
9	24.802	30.025	20.005	28.548	1'43.380	302,5	16:31'21.367
10	24.637	29.764	19.874	28.746	1'43.021	303,4	16:33'04.388
11	24.798	30.170	20.257	28.911	1'44.136	283,5	16:34'48.524
12	24.904	30.247	19.960	28.829	1'43.940	285,0	16:36'32.464
13	24.768	29.986	20.280	28.849	1'43.883	292,7	16:38'16.347
14	24.932	30.494	20.607	29.091	1'45.124	288,0	16:40'01.471
15	25.036	30.272	20.258	28.900	1'44.466	297,5	16:41'45.937
16	25.167	30.463	20.127	28.901	1'44.658	286,5	16:43'30.595
17	25.063	30.336	20.255	29.163	1'44.817	291,1	16:45'15.412
18	25.103	30.287	20.283	29.134	1'44.807	292,7	16:47'00.219
19	24.960	30.172	20.235	28.985	1'44.352	300,8	16:48'44.571
20	25.065	30.128	20.236	29.005	1'44.434	300,8	16:50'29.005
21	25.312	30.083	20.363	29.237	1'44.995	279,8	16:52'14.000
22	25.084	30.045	20.234	29.034	1'44.397	303,4	16:53'58.397

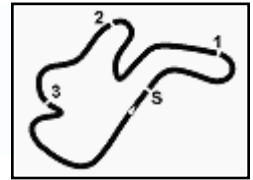
Race Time 38'31.263

25/02/2023

P = Pits In/Out - C = Lap Time Cancelled

These data/results cannot be reproduced, stored and/or transmitted in whole or in part by any manner of electronic, mechanical, photocopying, recording, broadcasting or otherwise now known or herein after developed without the previous express consent by the copyright owner, except for reproduction in daily press and regular printed publications on sale to the public within 60 days of the event related to those data/results and always provided that copyright symbol appears together as follows below.

© DORNA WSBK ORGANIZATION Srl 2023



Grand Ridge Australian Round, 24-26 February 2023

Chronological Analysis Race 1

Start at 16:15'27.134

3 / 4

11° 5 P. OETTL [1'44.044]							
Lap	Seg1	Seg2	Seg3	Seg4	Lap Time	km/h	Local Time
1		31.332	20.446	29.013	1'51.825	221,8	16:17'18.959
2	25.194	30.426	20.348	28.905	1'44.873	276,2	16:19'03.832
3	24.974	30.958	20.295	28.934	1'45.161	280,5	16:20'48.993
4	24.955	30.318	20.260	28.986	1'44.519	286,5	16:22'33.512
5	25.150	30.298	20.270	28.916	1'44.634	283,5	16:24'18.146
6	24.835	30.177	20.227	28.805	1'44.044	288,8	16:26'02.190
7	24.879	30.397	20.172	28.992	1'44.440	288,0	16:27'46.630
8	24.840	30.175	20.242	28.960	1'44.217	298,3	16:29'30.847
9	24.827	30.472	20.369	28.981	1'44.649	292,7	16:31'15.496
10	24.899	30.329	20.287	29.051	1'44.566	297,5	16:33'00.062
11	24.756	30.389	20.675	29.173	1'44.993	305,1	16:34'45.055
12	25.020	30.320	20.363	29.109	1'44.812	292,7	16:36'29.867
13	24.870	30.302	20.418	29.197	1'44.787	299,2	16:38'14.654
14	24.881	30.506	20.398	29.223	1'45.008	290,3	16:39'59.662
15	25.032	30.547	20.275	29.245	1'45.099	296,7	16:41'44.761
16	24.952	30.520	20.427	29.375	1'45.274	295,1	16:43'30.035
17	24.899	30.381	20.359	29.223	1'44.862	291,1	16:45'14.897
18	24.685	30.220	20.434	29.188	1'44.527	297,5	16:46'59.424
19	24.794	30.167	20.531	29.218	1'44.710	297,5	16:48'44.134
20	24.722	30.173	20.504	29.321	1'44.720	299,2	16:50'28.854
21	24.897	30.533	20.681	29.212	1'45.323	298,3	16:52'14.177
22	25.178	30.598	20.417	29.578	1'45.771	290,3	16:53'59.948

Race Time 38'32.814

12	24.789	30.367	20.303	29.318	1'44.777	302,5	16:36'27.730
13	24.850	30.474	20.425	29.554	1'45.303	299,2	16:38'13.033
14	25.168	30.380	20.543	29.637	1'45.728	297,5	16:39'58.761
15	25.124	30.353	20.437	29.443	1'45.357	298,3	16:41'44.118
16	25.048	30.488	20.525	29.558	1'45.619	298,3	16:43'29.737
17	25.078	30.795	20.921	29.716	1'46.510	295,9	16:45'16.247
18	25.392	30.909	20.628	29.622	1'46.551	298,3	16:47'02.798
19	25.150	30.754	20.566	29.515	1'45.985	301,7	16:48'48.783
20	25.091	30.713	20.577	29.536	1'45.917	302,5	16:50'34.700
21	25.184	30.657	20.810	29.482	1'46.133	301,7	16:52'20.833
22	25.336	30.880	20.719	29.655	1'46.590	302,5	16:54'07.423

Race Time 38'40.289

12° 87 R. GARDNER [1'44.120]							
Lap	Seg1	Seg2	Seg3	Seg4	Lap Time	km/h	Local Time
1		30.957	20.263	28.959	1'51.073	222,2	16:17'18.207
2	25.044	30.637	20.666	28.701	1'45.048	285,7	16:19'03.255
3	24.815	30.291	20.236	28.917	1'44.259	295,1	16:20'47.514
4	24.804	30.257	20.187	29.002	1'44.250	286,5	16:22'31.764
5	25.155	30.327	20.395	28.873	1'44.750	281,3	16:24'16.514
6	24.875	30.178	20.202	28.865	1'44.120	301,7	16:26'00.634
7	25.193	30.133	20.260	29.635	1'45.221	299,2	16:27'45.855
8	25.057	30.249	20.187	29.115	1'44.608	292,7	16:29'30.463
9	25.080	30.323	20.480	29.072	1'44.955	301,7	16:31'15.418
10	24.903	30.209	20.316	29.144	1'44.572	299,2	16:32'59.990
11	25.068	30.460	20.558	29.255	1'45.341	300,0	16:34'45.331
12	24.920	30.490	20.478	29.297	1'45.185	295,1	16:36'30.516
13	24.779	30.424	20.319	29.219	1'44.741	298,3	16:38'15.257
14	24.820	30.517	20.258	29.422	1'45.017	300,0	16:40'00.274
15	24.955	30.349	20.474	29.184	1'44.962	299,2	16:41'45.236
16	25.009	30.453	20.368	29.536	1'45.366	295,1	16:43'30.602
17	25.141	30.480	20.464	29.408	1'45.493	285,0	16:45'16.095
18	24.901	30.454	20.704	29.482	1'45.541	301,7	16:47'01.636
19	25.047	30.510	20.296	29.502	1'45.355	300,8	16:48'46.991
20	25.022	30.573	20.489	29.626	1'45.710	300,8	16:50'32.701
21	24.943	30.488	20.554	29.615	1'45.600	301,7	16:52'18.301
22	25.355	30.555	20.724	29.704	1'46.338	301,7	16:54'04.639

Race Time 38'37.505

14° 21 M. RINALDI [1'44.134]							
Lap	Seg1	Seg2	Seg3	Seg4	Lap Time	km/h	Local Time
1		31.512	20.537	29.385	1'53.593	225,9	16:17'20.727
2	25.783	30.966	20.696	28.907	1'46.352	272,0	16:19'07.079
3	25.619	30.614	20.202	28.728	1'45.163	274,8	16:20'52.242
4	25.036	30.455	20.266	28.801	1'44.558	297,5	16:22'36.800
5	25.008	30.497	20.228	28.594	1'44.327	297,5	16:24'21.127
6	25.093	30.473	20.067	28.617	1'44.250	304,2	16:26'05.377
7	25.074	30.394	20.020	28.779	1'44.267	303,4	16:27'49.644
8	24.920	30.359	20.435	28.810	1'44.524	303,4	16:29'34.168
9	24.987	30.299	20.266	28.975	1'44.527	302,5	16:31'18.695
10	24.968	30.426	20.352	29.060	1'44.806	305,1	16:33'03.501
11	24.815	30.377	20.301	28.734	1'44.227	307,7	16:34'47.728
12	24.963	30.303	20.243	28.782	1'44.291	305,9	16:36'32.019
13	24.872	30.080	20.323	28.859	1'44.134	307,7	16:38'16.153
14	25.050	30.417	20.451	28.962	1'44.880	300,8	16:40'01.033
15	25.186	30.181	20.410	29.041	1'44.818	305,1	16:41'45.851
16	25.067	31.399	20.325	29.356	1'46.147	304,2	16:43'31.998
17	25.209	30.560	20.425	29.245	1'45.439	306,8	16:45'17.437
18	25.119	30.851	20.634	29.221	1'45.825	303,4	16:47'03.262
19	25.167	30.688	20.604	29.274	1'45.733	305,9	16:48'48.995
20	25.345	30.851	20.530	29.386	1'46.112	303,4	16:50'35.107
21	25.502	31.205	20.976	30.019	1'47.702	302,5	16:52'22.809
22	25.998	31.083	21.105	29.821	1'48.007	302,5	16:54'10.816

Race Time 38'43.682

13° 77 D. AEGERTER [1'43.923]							
Lap	Seg1	Seg2	Seg3	Seg4	Lap Time	km/h	Local Time
1		30.615	20.288	29.340	1'50.810	223,1	16:17'17.944
2	25.171	30.336	20.005	28.857	1'44.369	289,5	16:19'02.313
3	25.219	30.132	20.182	28.786	1'44.319	298,3	16:20'46.632
4	24.748	30.199	20.106	28.870	1'43.923	300,0	16:22'30.555
5	24.756	30.446	20.039	28.831	1'44.072	302,5	16:24'14.627
6	24.724	30.341	20.134	28.905	1'44.104	301,7	16:25'58.731
7	24.994	30.759	20.139	29.025	1'44.917	301,7	16:27'43.648
8	24.956	30.294	20.166	29.224	1'44.640	298,3	16:29'28.288
9	25.415	30.726	20.171	29.084	1'45.396	280,5	16:31'13.684
10	24.989	30.319	20.214	29.149	1'44.671	299,2	16:32'58.355
11	24.707	30.359	20.378	29.154	1'44.598	300,8	16:34'42.953

15° 35 H. SYAHRIN [1'44.619]							
Lap	Seg1	Seg2	Seg3	Seg4	Lap Time	km/h	Local Time
1		32.857	21.194	29.983	1'57.380	220,0	16:17'24.514
2	26.328	31.814	20.900	29.567	1'48.609	260,9	16:19'13.123
3	26.002	31.216	20.436	29.529	1'47.183	268,0	16:21'00.306
4	25.474	31.093	20.332	29.260	1'46.159	281,3	16:22'46.465
5	25.383	30.913	20.305	29.175	1'45.776	282,7	16:24'32.241
6	25.262	30.660	20.189	29.013	1'45.124	282,7	16:26'17.365
7	25.140	30.709	20.147	29.070	1'45.066	287,2	16:28'02.431
8	25.027	30.703	20.106	28.999	1'44.835	290,3	16:29'47.266
9	25.113	30.573	20.037	28.896	1'44.619	283,5	16:31'31.885
10	25.339	30.768	20.202	29.023	1'45.332	282,0	16:33'17.217
11	25.097	30.600	20.220	29.143	1'45.060	285,0	16:35'02.277
12	25.205	30.851	20.261	29.177	1'45.494	292,7	16:36'47.771
13	25.198	30.966	20.363	29.207	1'45.734	290,3	16:38'33.505
14	25.240	30.963	20.371	29.225	1'45.799	285,7	16:40'19.304
15	25.466	30.943	20.471	29.406	1'46.286	276,9	16:42'05.590
16	25.187	30.860	20.394	29.372	1'45.813	288,8	16:43'51.403
17	25.506	30.607	20.752	30.116	1'46.981	291,9	16:45'38.384
18	25.634	30.934	20.990	29.733	1'47.291	281,3	16:47'25.675
19	25.243	30.901	20.419	29.526	1'46.089	286,5	16:49'11.764
20	25.095	30.850	20.451	29.450	1'45.846	296,7	16:50'57.610
21	25.020	30.853	20.488	29.587	1'45.948	301,7	16:52'43.558
22	25.358	31.360	20.818	29.935	1'47.471	289,5	16:54'31.029

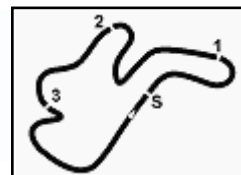
Race Time 39'03.895

25/02/2023

P = Pits In/Out - C = Lap Time Cancelled

These data/results cannot be reproduced, stored and/or transmitted in whole or in part by any manner of electronic, mechanical, photocopying, recording, broadcasting or otherwise now known or herein after developed without the previous express consent by the copyright owner, except for reproduction in daily press and regular printed publications on sale to the public within 60 days of the event related to those data/results and always provided that copyright symbol appears together as follows below.

© DORNA WSBK ORGANIZATION Srl 2023



Grand Ridge Australian Round, 24-26 February 2023

Chronological Analysis Race 1

Start at 16:15'27.134

4 / 4

16° 51 E. GRANADO [1'44.807]							
Lap	Seg1	Seg2	Seg3	Seg4	Lap Time	km/h	Local Time
1		32.221	21.184	29.935	1'56.998	221,8	16:17'24.132
2	26.492	31.307	20.595	29.521	1'47.915	266,0	16:19'12.047
3	25.836	30.964	20.496	29.438	1'46.734	282,7	16:20'58.781
4	25.542	30.926	20.472	29.412	1'46.352	279,8	16:22'45.133
5	25.434	30.720	20.331	29.226	1'45.711	279,8	16:24'30.844
6	25.201	30.466	20.465	29.185	1'45.317	294,3	16:26'16.161
7	25.163	30.503	20.314	29.398	1'45.378	293,5	16:28'01.539
8	25.066	30.531	20.237	29.138	1'44.922	295,9	16:29'46.511
9	24.970	30.357	20.279	29.216	1'44.822	298,3	16:31'31.333
10	24.896	30.450	20.292	29.169	1'44.807	298,3	16:33'16.140
11	24.993	30.639	20.422	29.352	1'45.406	297,5	16:35'01.546
12	25.069	30.615	20.602	29.592	1'45.878	298,3	16:36'47.424
13	25.113	30.531	20.455	29.588	1'45.687	296,7	16:38'33.111
14	25.263	30.603	20.663	29.517	1'46.046	291,1	16:40'19.157
15	25.446	30.775	20.571	29.614	1'46.406	289,5	16:42'05.563
16	25.601	31.449	20.780	29.840	1'47.670	287,2	16:43'53.233
17	25.213	30.942	20.653	29.602	1'46.410	296,7	16:45'39.643
18	25.350	30.839	20.757	29.501	1'46.447	294,3	16:47'26.090
19	25.541	31.202	20.892	29.683	1'47.318	288,8	16:49'13.408
20	25.406	30.948	20.706	29.542	1'46.602	290,3	16:51'00.010
21	25.341	30.875	20.739	29.568	1'46.523	298,3	16:52'46.533
22	25.421	30.916	20.712	29.683	1'46.732	294,3	16:54'33.265

Race Time 39'06.131

12	24.924	30.307	20.885	31.014	1'47.130	295,1	16:36'35.471
13	25.409	31.149	20.811	30.045	1'47.414	305,9	16:38'22.885
14	25.196	31.764	21.344	1'57.674	3'15.978P	302,5	16:41'38.863
15	35.991	30.560	20.397	29.256	1'56.204P		16:43'35.067
16	25.289	30.245	20.746	29.487	1'45.767	302,5	16:45'20.834
17	25.135	30.471	20.657	29.226	1'45.489	298,3	16:47'06.323
18	25.261	30.454	20.553	29.300	1'45.568	303,4	16:48'51.891
19	25.071	30.472	20.611	29.356	1'45.510	304,2	16:50'37.401
20	25.281	30.828	20.679	30.176	1'46.964	304,2	16:52'24.365
21	25.415	30.762	20.995	30.333	1'47.505	301,7	16:54'11.870

Race Time 38'44.736

17° 34 L. BALDASSARRI [1'45.198]							
Lap	Seg1	Seg2	Seg3	Seg4	Lap Time	km/h	Local Time
1		31.607	20.537	30.661	1'54.713	222,2	16:17'21.847
2	25.972	31.407	20.518	29.208	1'47.105	272,7	16:19'08.952
3	25.519	30.918	20.253	29.041	1'45.731	276,2	16:20'54.683
4	25.300	30.897	20.423	29.280	1'45.900	283,5	16:22'40.583
5	25.592	30.689	20.391	29.015	1'45.687	279,8	16:24'26.270
6	25.264	30.381	20.389	29.164	1'45.198	276,2	16:26'11.468
7	24.976	30.532	20.473	29.244	1'45.225	285,7	16:27'56.693
8	25.076	30.303	20.245	29.766	1'45.390	294,3	16:29'42.083
9	25.196	30.827	20.631	29.603	1'46.257	291,1	16:31'28.340
10	24.924	30.439	20.630	29.345	1'45.338	293,5	16:33'13.678
11	24.993	30.608	20.426	29.473	1'45.500	293,5	16:34'59.178
12	25.678	30.684	20.448	29.620	1'46.430	292,7	16:36'45.608
13	25.109	30.711	20.544	29.454	1'45.818	292,7	16:38'31.426
14	25.160	30.928	20.766	29.861	1'46.715	294,3	16:40'18.141
15	25.398	30.923	20.793	29.765	1'46.879	291,9	16:42'05.020
16	25.275	30.503	20.863	29.702	1'46.343	292,7	16:43'51.363
17	25.318	30.615	20.799	30.266	1'46.998	286,5	16:45'38.361
18	25.526	30.988	20.922	29.855	1'47.291	288,8	16:47'25.652
19	25.611	31.204	20.866	29.871	1'47.552	276,9	16:49'13.204
20	25.363	31.439	20.854	29.798	1'47.454	295,1	16:51'00.658
21	25.464	31.075	21.011	29.889	1'47.439	294,3	16:52'48.097
22	25.330	31.279	21.149	30.177	1'47.935	296,7	16:54'36.032

Race Time 39'08.898

RET 22 A. LOWES [1'42.409]								
Lap	Seg1	Seg2	Seg3	Seg4	Lap Time	km/h	Local Time	
1			30.420	19.978	28.904	1'49.569	228,8	16:17'16.703
2	24.767	30.135	20.061	28.763	1'43.726	300,8	16:19'00.429	
3	24.355	29.598	19.889	28.740	1'42.582	300,0	16:20'43.011	
4	24.246	29.744	19.956	28.884	1'42.830	302,5	16:22'25.841	
5	24.929	29.863	20.004	28.757	1'43.553	287,2	16:24'09.394	
6	24.300	29.812	19.939	28.797	1'42.848	301,7	16:25'52.242	
7	24.344	29.598	19.787	28.680	1'42.409	302,5	16:27'34.651	
8	24.219	29.802	19.820	29.041	1'42.882	303,4	16:29'17.533	
9	24.553	29.769	19.974	29.075	1'43.371	300,8	16:31'00.904	
10	24.330	29.714	19.889	28.903	1'42.836	300,0	16:32'43.740	
11	24.223	29.930	20.039	29.247	1'43.439	302,5	16:34'27.179	
12	24.293	29.860	20.105	29.150	1'43.408	301,7	16:36'10.587	
13	24.276	29.913	20.175	29.217	1'43.581	300,8	16:37'54.168	
14	24.250	29.830	19.962	29.088	1'43.130	301,7	16:39'37.298	

Race Time 24'10.164

RET 52 O. KONIG [1'45.969]							
Lap	Seg1	Seg2	Seg3	Seg4	Lap Time	km/h	Local Time
1		32.620	21.066	30.011	1'56.575	230,8	16:17'23.709
2	26.729	31.942	20.853	29.748	1'49.272	264,7	16:19'12.981
3	26.319	31.451	20.524	29.519	1'47.813	277,6	16:21'00.794
4	25.862	31.197	20.350	29.876	1'47.285	285,0	16:22'48.079
5	26.016	30.968	20.578	29.820	1'47.382	279,8	16:24'35.461
6	26.066	30.933	20.791	29.653	1'47.443	287,2	16:26'22.904
7	25.781	30.760	20.560	29.621	1'46.722	294,3	16:28'09.626
8	25.800	30.817	20.548	29.654	1'46.819	288,8	16:29'56.445
9	25.737	30.764	20.599	29.445	1'46.545	286,5	16:31'42.990
10	25.518	30.687	20.564	29.430	1'46.199	289,5	16:33'29.189
11	25.478	30.718	20.487	29.286	1'45.969	288,8	16:35'15.158

Race Time 19'48.024

RET 66 T. SYKES [1'44.830]							
Lap	Seg1	Seg2	Seg3	Seg4	Lap Time	km/h	Local Time
1		32.187	20.561	29.548	1'54.737	222,2	16:17'21.871
2	25.859	31.022	20.492	29.277	1'46.650	271,4	16:19'08.521
3	25.538	30.732	20.090	29.032	1'45.392	270,0	16:20'53.913
4	25.482	32.022	22.587	4'36.023	5'56.114P	285,0	16:26'50.027
5	37.466	31.350	20.537	29.476	1'58.829P		16:28'48.856
6	25.412	30.678	20.173	29.521	1'45.784	287,2	16:30'34.640
7	25.274	30.764	20.165	29.132	1'45.335	291,9	16:32'19.975
8	25.170	30.764	20.311	29.519	1'45.764	284,2	16:34'05.739
9	25.138	30.713	20.201	29.361	1'45.413	291,9	16:35'51.152
10	24.901	30.416	20.155	29.358	1'44.830	291,1	16:37'35.982

Race Time 22'08.848

18° 76 L. BAZ [1'43.616]							
Lap	Seg1	Seg2	Seg3	Seg4	Lap Time	km/h	Local Time
1		32.085	20.594	29.561	1'54.578	229,8	16:17'21.712
2	25.667	30.733	20.412	29.210	1'46.022	289,5	16:19'07.734
3	25.471	30.368	20.206	29.050	1'45.095	282,0	16:20'52.829
4	25.453	30.422	20.229	28.985	1'45.089	285,7	16:22'37.918
5	25.196	30.213	20.297	28.953	1'44.659	300,0	16:24'22.577
6	24.977	30.232	20.099	28.881	1'44.189	295,1	16:26'06.766
7	24.826	30.053	19.873	28.864	1'43.616	300,8	16:27'50.382
8	24.973	30.021	20.318	29.052	1'44.364	295,9	16:29'34.746
9	24.998	30.246	20.240	28.922	1'44.406	298,3	16:31'19.152
10	25.071	30.421	20.231	28.952	1'44.675	295,1	16:33'03.827
11	24.992	30.305	20.269	28.948	1'44.514	291,9	16:34'48.341

RET 60 M. VAN DER MARK								
Lap	Seg1	Seg2	Seg3	Seg4	Lap Time	km/h	Local Time	
1			30.904	20.202	29.063	1'51.292	228,3	16:17'18.426

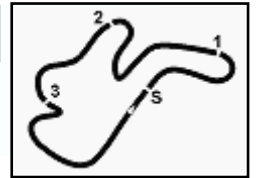
Race Time 1'51.292

25/02/2023

P = Pits In/Out - C = Lap Time Cancelled

These data/results cannot be reproduced, stored and/or transmitted in whole or in part by any manner of electronic, mechanical, photocopying, recording, broadcasting or otherwise now known or herein after developed without the previous express consent by the copyright owner, except for reproduction in daily press and regular printed publications on sale to the public within 60 days of the event related to those data/results and always provided that copyright symbol appears together as follows below.

© DORNA WSBK ORGANIZATION Srl 2023

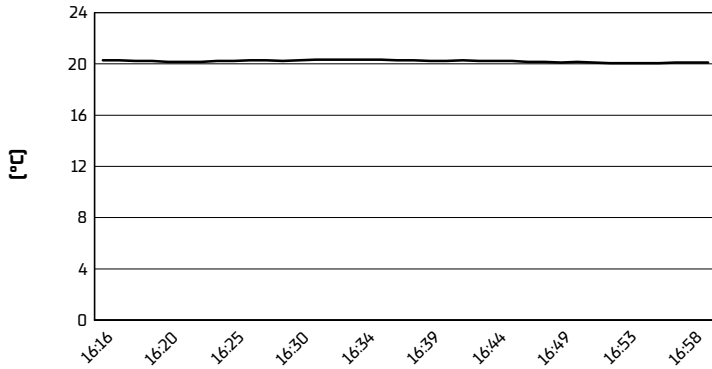


Phillip Island 4.445 m

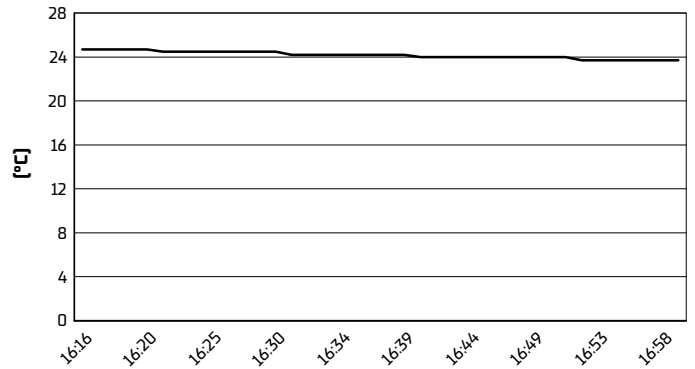
Grand Ridge Australian Round, 24-26 February 2023
Weather Report Race 1

Session started 16:16 - Session ended 17:00

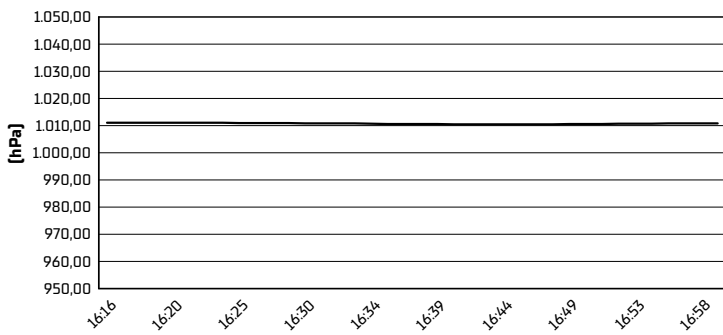
Air Temperature



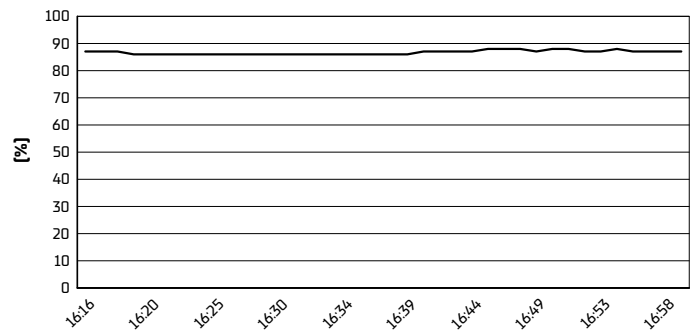
Track Temperature



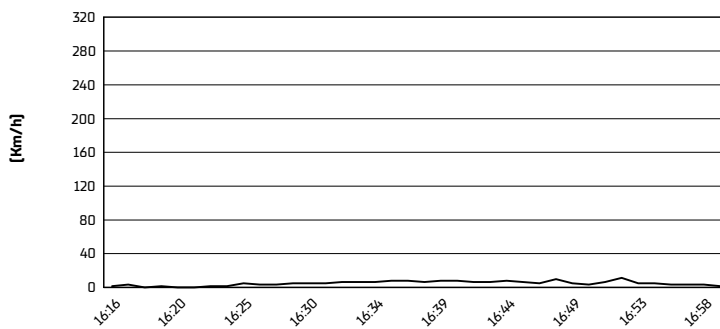
Air Pressure



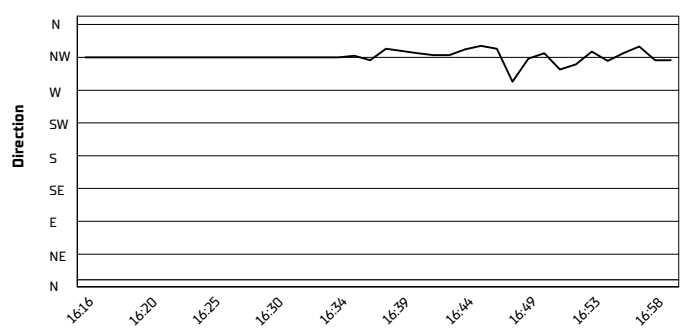
Humidity



Wind Speed



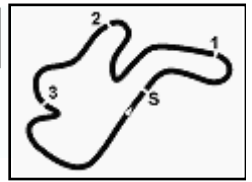
Wind Direction



25/02/2023

These data/results cannot be reproduced, stored and/or transmitted in whole or in part by any manner of electronic, mechanical, photocopying, recording, broadcasting or otherwise now known or herein after developed without the previous express consent by the copyright owner, except for reproduction in daily press and regular printed publications on sale to the public within 60 days of the event related to those data/results and always provided that copyright symbol appears together as follows below.

© DORNA WSBK ORGANIZATION Srl 2023



Phillip Island 4.445 m

Grand Ridge Australian Round, 24-26 February 2023 Manufacturers Standings

	Points	Points From First	Points From Previous	February 26 PHILLIP ISLAND	March 5 MANDALIKA	April 23 ASSEN	May 7 BARCELONA	June 4 MISANO	July 2 DONINGTON PARK	July 26 MOST	September 10 MAGNY-COURS	September 24 ARAGON	October 1 PORTIMAO	October 15 VILLICUM	December 26 TBA			
1 DUCATI	25			25														
2 KAWASAKI	20	5		20														
3 YAMAHA	16	9	4	16														
4 HONDA	10	15	6	10														
5 BMW	7	18	3	7														

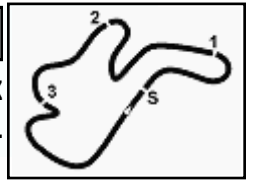
25/02/2023 First Line: Race 1 & 2 - Second Line: Tissot Superpole Race

These data/results cannot be reproduced, stored and/or transmitted in whole or in part by any manner of electronic, mechanical, photocopying, recording, broadcasting or otherwise now known or herein after developed without the previous express consent by the copyright owner, except for reproduction in daily press and regular printed publications on sale to the public within 60 days of the event related to those data/results and always provided that copyright symbol appears together as follows below.

© DORNA WSBK ORGANIZATION Srl 2023

FICR PERUGIA TIMING





Phillip Island 4.445 m

Grand Ridge Australian Round, 24-26 February 2023

Best Laps & Speeds

No.	Rider Bike	Nat	Best Lap		FP1		FP2		FP3		SP		RC1	
			LL	SPD	LL	SPD	LL	SPD	LL	SPD	LL	SPD	LL	SPD
1	54 T. RAZGATLIOGLU Yamaha YZF R1	TUR	1'29.400		1'31.560	1'32.115	1'30.447	1'29.400	1'42.255					
			80	320,4	17	320,4	23	318,5	10	317,6	8	315,7	22	304,2
2	1 A. BAUTISTA Ducati Panigale V4R	ESP	1'29.584		1'31.032	1'30.623	1'29.943	1'29.584	1'42.224					
			85	326,2	22	323,3	23	325,3	9	326,2	9	322,3	22	309,4
3	77 D. AEGERTER Yamaha YZF R1	SUI	1'29.635		1'31.855	1'31.720	1'30.890	1'29.635	1'43.923					
			83	316,7	22	316,7	21	316,7	10	316,7	8	312,1	22	302,5
4	65 J. REA Kawasaki ZX-10RR	GBR	1'29.715		1'31.304	1'32.144	1'30.220	1'29.715	1'42.173					
			76	326,2	19	326,2	18	322,3	9	319,5	8	314,8	22	305,0
5	7 I. LECUONA Honda CBR1000 RR-R	ESP	1'29.764		1'31.129	1'31.800	1'29.764	1'30.257	1'43.102					
			79	324,3	16	324,3	24	321,4	9	323,3	8	313,9	22	306,8
6	5 P. OETTL Ducati Panigale V4R	GER	1'29.774		1'31.613	1'31.449	1'30.117	1'29.774	1'44.044					
			81	323,3	20	323,3	21	320,4	10	320,4	8	311,2	22	305,0
7	21 M. RINALDI Ducati Panigale V4R	ITA	1'29.775		1'31.401	1'31.157	1'30.161	1'29.775	1'44.134					
			73	319,5	19	319,5	16	317,6	9	319,5	7	314,8	22	307,6
8	87 R. GARDNER Yamaha YZF R1	AUS	1'29.841		1'31.655	1'31.836	1'30.440	1'29.841	1'44.120					
			79	317,6	19	317,6	22	316,7	8	316,7	8	313,0	22	301,6
9	22 A. LOWES Kawasaki ZX-10RR	GBR	1'29.864		1'31.459	1'31.774	1'30.675	1'29.864	1'42.409					
			73	324,3	21	324,3	22	321,4	9	320,4	7	314,8	14	303,3
10	55 A. LOCATELLI Yamaha YZF R1	ITA	1'29.956		1'31.069	1'31.721	1'30.819	1'29.956	1'42.490					
			75	320,4	22	320,4	14	318,5	9	320,4	8	313,9	22	301,6
11	9 D. PETRUCCI Ducati Panigale V4R	ITA	1'30.075		1'32.104	1'31.538	1'30.677	1'30.075	1'43.018					
			81	328,2	21	323,3	21	328,2	9	327,2	8	323,3	22	307,6
12	60 M. VAN DER MARK BMW M1000 RR	NED	1'30.276		1'31.410	1'31.891	1'31.101	1'30.276						
			56	327,2	18	327,2	21	323,3	9	325,3	8	320,4		
13	45 S. REDDING BMW M1000 RR	GBR	1'30.388		1'31.965	1'32.856	1'31.294	1'30.388	1'42.828					
			66	325,3	19	325,3	7	317,6	10	324,3	8	321,4	22	305,0
14	47 A. BASSANI Ducati Panigale V4R	ITA	1'30.409		1'31.980	1'32.217	1'30.760	1'30.409	1'42.789					
			80	327,2	22	327,2	18	321,4	10	323,3	8	314,8	22	306,8
15	34 L. BALDASSARRI Yamaha YZF R1	ITA	1'30.470		1'32.077	1'31.882	1'32.175	1'30.470	1'45.198					
			79	318,5	16	318,5	24	315,7	9	309,4	8	309,4	22	296,7
16	31 G. GERLOFF BMW M1000 RR	USA	1'30.473		1'32.657	1'31.714	1'30.997	1'30.473	1'43.021					
			76	328,2	20	328,2	20	328,2	6	326,2	8	321,4	22	303,3
17	97 X. VIERGE Honda CBR1000 RR-R	ESP	1'30.587		1'31.972	1'32.207	1'30.934	1'30.587	1'43.244					
			81	329,2	21	328,2	21	329,2	9	326,2	8	322,3	22	310,3
18	76 L. BAZ BMW M1000 RR	FRA	1'30.604		1'32.418	1'32.246	1'30.818	1'30.604	1'43.616					
			74	321,4	17	320,4	21	320,4	8	321,4	7	313,0	21	305,9
19	66 T. SYKES Kawasaki ZX-10RR	GBR	1'30.914		1'33.015	1'33.179	1'32.684	1'30.914	1'44.830					
			52	313,9	10	313,9	20	313,9	5	309,4	7	305,0	10	291,8
20	51 E. GRANADO Honda CBR1000 RR-R	BRA	1'31.779		1'34.779	1'34.175	1'33.191	1'31.779	1'44.807					
			62	315,7	18	313,9	7	315,7	7	312,1	8	306,8	22	298,3
21	35 H. SYAHRIN Honda CBR1000 RR-R	MAS	1'32.098		1'33.881	1'33.713	1'32.943	1'32.098	1'44.619					
			73	320,4	18	316,7	16	320,4	9	317,6	8	317,6	22	301,6
22	52 O. KONIG Kawasaki ZX-10RR	CZE	1'32.282		1'32.786	1'33.289	1'32.511	1'32.282	1'45.969					
			62	320,4	18	320,4	18	314,8	7	307,6	8	305,0	11	294,2

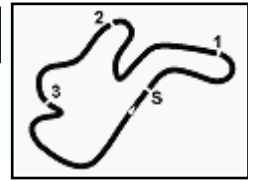
25/02/2023

These data/results cannot be reproduced, stored and/or transmitted in whole or in part by any manner of electronic, mechanical, photocopying, recording, broadcasting or otherwise now known or herein after developed without the previous express consent by the copyright owner, except for reproduction in daily press and regular printed publications on sale to the public within 60 days of the event related to those data/results and always provided that copyright symbol appears together as follows below.

© DORNA WSBK ORGANIZATION Srl 2023

FICR PERUGIA TIMING



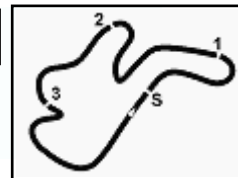


Phillip Island 4.445 m

Grand Ridge Australian Round, 24-26 February 2023
Pirelli Best Lap Award

	Points	Points From First	Points From Previous	February 26 PHILLIP ISLAND	March 5 MANDALIKA	April 23 ASSEN	May 7 BARCELONA	June 4 MISANO	July 2 DONINGTON PARK	July 26 MOST	September 10 MAGNY-COURS	September 24 ARAGON	October 1 PORTIMAO	October 15 VILLICUM	December 26 TBA			
J REA Jonathan [GBR]	1			1														

25/02/2023
These data/results cannot be reproduced, stored and/or transmitted in whole or in part by any manner of electronic, mechanical, photocopying, recording, broadcasting or otherwise now known or herein after developed without the previous express consent by the copyright owner, except for reproduction in daily press and regular printed publications on sale to the public within 60 days of the event related to those data/results and always provided that copyright symbol appears together as follows below.
© DORNA WSBK ORGANIZATION Srl 2023



Phillip Island 4.445 m

Grand Ridge Australian Round, 24-26 February 2023

Overtakes Standings Race 1

	Points	Points From First	Points From Previous	February 26 PHILLIP ISLAND	March 5 MANDALIKA	April 23 ASSEN	May 7 BARCELONA	June 4 MISANO	July 2 DONINGTON PARK	July 26 MOST	September 10 MAGNY-COURS	September 24 ARAGON	October 1 PORTIMAO	October 15 VILLICUM	December 26 TBA			
1 REDDING Scott [GBR]	13			13														
2 VIERGE Xavi [ESP]	11	2		11														
3 BASSANI Axel [ITA]	9	4	2	9														
4 LECUONA Iker [ESP]	9	4	0	9														
5 GERLOFF Garrett [USA]	9	4	0	9														
6 PETRUCCI Danilo [ITA]	8	5	1	8														
7 SYAHRIN Hafizh [MAS]	8	5	0	8														
8 GRANADO Eric [BRA]	7	6	1	7														
9 BALDASSARRI Lorenzo [ITA]	7	6	0	7														
10 LOCATELLI Andrea [ITA]	6	7	1	6														
11 BAZ Loris [FRA]	5	8	1	5														
12 LOWES Alex [GBR]	5	8	0	5														
13 KONIG Oliver [CZE]	5	8	0	5														
14 QETTL Philipp [GER]	4	9	1	4														
15 RINALDI Michael Ruben [ITA]	4	9	0	4														
16 SYKES Tom [GBR]	4	9	0	4														
17 VAN DER MARK Michael [NED]	4	9	0	4														
18 REA Jonathan [GBR]	3	10	1	3														
19 GARDNER Remy [AUS]	3	10	0	3														
20 BAUTISTA Alvaro [ESP]	2	11	1	2														
21 RAZGATLIOGLU Toprak [TUR]	1	12	1	1														
22 AEGERTER Dominique [SUI]	1	12	0	1														

25/02/2023

These data/results cannot be reproduced, stored and/or transmitted in whole or in part by any manner of electronic, mechanical, photocopying, recording, broadcasting or otherwise now known or herein after developed without the previous express consent by the copyright owner, except for reproduction in daily press and regular printed publications on sale to the public within 60 days of the event related to those data/results and always provided that copyright symbol appears together as follows below.

© DORNA WSBK ORGANIZATION Srl 2023

FICR PERUGIA TIMING

