

Grand Ridge Australian Round, 24-26 February 2023

Results Race 2

Laps 22 = 97,790 Km - Time of Race 33'40.779 - Avg. 174,212 km/h

1 / 2

Pos	Grid	No. Rider	Nat	Team	Bike	Class	LL	Gap	Rel.	Fastest Lap	Speed	Qualifying	Speed
1	1	1 A. BAUTISTA	ESP	Aruba.it Racing - Ducati	Ducati Panigale V4R		22			1'30.766	318,6	1'29.584	322,4
2	2	21 M. RINALDI	ITA	Aruba.it Racing - Ducati	Ducati Panigale V4R		22	6.191	6.191	1'30.922	316,7	1'29.775	314,9
3	5	55 A. LOCATELLI	ITA	Pata Yamaha Prometeon WorldSBK	Yamaha YZF R1		22	9.099	2.908	1'31.035	317,6	1'29.956	314,0
4	9	47 A. BASSANI	ITA	Motocorsa Racing	Ducati Panigale V4R	IND	22	11.680	2.581	1'31.044	323,4	1'30.409	314,9
5	6	5 P. OETTL	GER	Team GoEleven	Ducati Panigale V4R	IND	22	12.020	0.340	1'31.031	323,4	1'29.774	311,2
6	8	7 I. LECUONA	ESP	Team HRC	Honda CBR1000 RR-R		22	13.701	1.681	1'30.929	327,3	1'30.257	314,0
7	10	77 D. AEGERTER	SUI	GYTR GRT Yamaha WorldSBK Team	Yamaha YZF R1	IND	22	14.316	0.615	1'31.481	318,6	1'29.635	312,1
8	7	65 J. REA	GBR	Kawasaki Racing Team WorldSBK	Kawasaki ZX-10RR		22	14.753	0.437	1'30.893	322,4	1'29.715	314,9
9	12	9 D. PETRUCCI	ITA	Barni Spark Racing Team	Ducati Panigale V4R	IND	22	18.745	3.992	1'31.516	325,3	1'30.075	323,4
10	11	87 R. GARDNER	AUS	GYTR GRT Yamaha WorldSBK Team	Yamaha YZF R1	IND	22	21.331	2.586	1'31.727	315,8	1'29.841	313,0
11 P	17	97 X. VIERGE	ESP	Team HRC	Honda CBR1000 RR-R		22	21.500	0.169	1'31.912	325,3	1'30.587	322,4
12	13	60 M. VAN DER MARK	NED	ROKIT BMW Motorrad WorldSBK Team	BMW M1000 RR		22	29.790	8.290	1'31.549	322,4	1'30.276	320,5
13	14	45 S. REDDING	GBR	ROKIT BMW Motorrad WorldSBK Team	BMW M1000 RR		22	34.265	4.475	1'32.040	319,5	1'30.388	321,4
14	16	31 G. GERLOFF	USA	Bonovo Action BMW	BMW M1000 RR	IND	22	34.444	0.179	1'32.469	324,3	1'30.473	321,4
15	18	76 L. BAZ	FRA	Bonovo Action BMW	BMW M1000 RR	IND	22	34.846	0.402	1'32.256	320,5	1'30.604	313,0
16	15	34 L. BALDASSARRI	ITA	GMT94 Yamaha	Yamaha YZF R1	IND	22	45.568	10.722	1'32.377	313,0	1'30.470	309,5
17	21	35 H. SYHRIN	MAS	PETRONAS MIE Racing HONDA Team	Honda CBR1000 RR-R	IND	22	1'02.330	16.762	1'33.361	316,7	1'32.098	317,6
18	22	52 O. KONIG	CZE	Orelac Racing MOVISIO	Kawasaki ZX-10RR	IND	22	1'02.589	0.259	1'33.313	312,1	1'32.282	305,1
19	20	51 E. GRANADO	BRA	PETRONAS MIE Racing HONDA Team	Honda CBR1000 RR-R	IND	22	1'04.168	1.579	1'32.931	314,0	1'31.779	306,8
-----Not Classified-----													
RET	4	22 A. LOWES	GBR	Kawasaki Racing Team WorldSBK	Kawasaki ZX-10RR		16	6 Laps		1'30.957	324,3	1'29.864	314,9
RET	3	54 T. RAZGATLIOGLU	TUR	Pata Yamaha Prometeon WorldSBK	Yamaha YZF R1		16	6 Laps		1'31.128	320,5	1'29.400	315,8
RET	19	66 T. SYKES	GBR	Kawasaki Puccetti Racing	Kawasaki ZX-10RR	IND	4	18 Laps		1'32.769	314,9	1'30.914	305,1

AIR	Humidity:	70%	Temp:	21°C
TRACK	Condition:	Dry	Temp:	39°C

Records	Pole [SP]	2020	T.Sykes	1'29.230	179,334 Km/h
	Race [SPRC]	2019	J.Rea	1'30.075	177,652 Km/h
	All Times [SP]	2020	T.Sykes	1'29.230	179,334 Km/h
Race Fastest Lap		Lap 2	A.Bautista	1'30.766	176,299 Km/h

LAP LEADERS				
No. Rider	From	To	Laps	Total
1 A. BAUTISTA	1	22	22	22

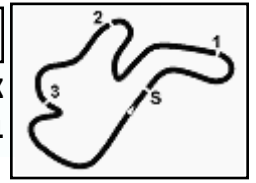
TOTAL LEADER LAPS	
No. Rider	Laps
1 A. BAUTISTA	45
65 J. REA	9

Start 16:00 End 16:41 The results are provisional until the end of the time limit for protests and appeals and the completion of the technical checks.

26/02/2023

These data/results cannot be reproduced, stored and/or transmitted in whole or in part by any manner of electronic, mechanical, photocopying, recording, broadcasting or otherwise now known or herein after developed without the previous express consent by the copyright owner, except for reproduction in daily press and regular printed publications on sale to the public within 60 days of the event related to those data/results and always provided that copyright symbol appears together as follows below.

© DORNA WSBK ORGANIZATION Srl 2023



Grand Ridge Australian Round, 24-26 February 2023
Results Race 2

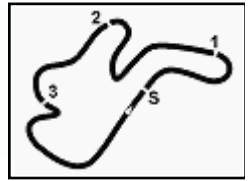
Race Highlights

Time	No. Rider	Description
15.40.02		Sighting Lap Started
15.57.56		Warm-up Lap Started
16.00.10		Start
16.00.53	87 R. GARDNER	Long Lap Penalty - Irresponsible Riding
16.01.54		No Jump Starts
16.04.53	66 T. SYKES	Entered Pits
16.05.23	87 R. GARDNER	1xLLP Completed
16.07.57	66 T. SYKES	Exited Pits
16.11.12	66 T. SYKES	Crashed - Turn 11
16.11.38	66 T. SYKES	Not Actively Competing
16.21.30		2/3 of Race Distance Completed
16.25.25	22 A. LOWES	Crashed - Turn 4
16.25.25	54 T. RAZGATLIOGLU	Crashed - Turn 4
16.26.17	54 T. RAZGATLIOGLU	Not Actively Competing
16.26.19	22 A. LOWES	Not Actively Competing
16.32.54	97 X. VIERGE	Under Investigation
16.36.50		Results Under Review
16.41.03	97 X. VIERGE	Penalized to Drop 1 Position - Overtake under yellow flag at T4
16.41.33		Results confirmed
16.41.40		End Of Session

26/02/2023 Start End The results are provisional until the end of the time limit for protests and appeals and the completion of the technical checks.

These data/results cannot be reproduced, stored and/or transmitted in whole or in part by any manner of electronic, mechanical, photocopying, recording, broadcasting or otherwise now known or herein after developed without the previous express consent by the copyright owner, except for reproduction in daily press and regular printed publications on sale to the public within 60 days of the event related to those data/results and always provided that copyright symbol appears together as follows below.

© DORNA WSBK ORGANIZATION Srl 2023



Phillip Island 4.445 m

Grand Ridge Australian Round, 24-26 February 2023 Championship Standings

1 / 2

	Points	Points From First	Points From Previous	February 26 PHILLIP ISLAND	March 5 MANDALIKA	April 23 ASSEN	May 7 BARCELONA	June 4 MISANO	July 2 DONINGTON PARK	July 26 MOST	September 10 MAGNY-COURS	September 24 ARAGON	October 1 PORTIMAO	October 15 VILLICUM	December 26 TBA					
1 BAUTISTA Alvaro (ESP)	62			25 25																
2 LOCATELLI Andrea (ITA)	34	28		13 16																
3 REA Jonathan (GBR)	31	31	3	20 8																
4 RINALDI Michael Ruben (ITA)	31	31	0	2 20																
5 BASSANI Axel (ITA)	25	37	6	11 13																
6 RAZGATLIOGLU Toprak (TUR)	23	39	2	16																
7 LECUONA Iker (ESP)	22	40	1	10 10																
8 OETTL Philipp (GER)	20	42	2	5 11																
9 PETRUCCI Danilo (ITA)	15	47	5	8 7																
10 VIERGE Xavi (ESP)	14	48	1	9 5																
11 AEGERTER Dominique (SUI)	12	50	2	3 9																
12 REDDING Scott (GBR)	10	52	2	7 3																
13 GARDNER Remy (AUS)	10	52	0	4 6																
14 GERLOFF Garrett (USA)	8	54	2	6 2																
15 LOWES Alex (GBR)	6	56	2	6																
16 VAN DER MARK Michael (NED)	4	58	2	4																
17 BAZ Loris (FRA)	1	61	3	1																
18 SYAHRIN Hañzh (MAS)	1	61	0	1																

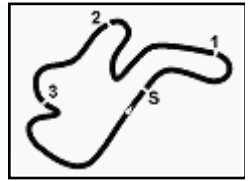
26/02/2023

These data/results cannot be reproduced, stored and/or transmitted in whole or in part by any manner of electronic, mechanical, photocopying, recording, broadcasting or otherwise now known or herein after developed without the previous express consent by the copyright owner, except for reproduction in daily press and regular printed publications on sale to the public within 60 days of the event related to those data/results and always provided that copyright symbol appears together as follows below.

© DORNA WSBK ORGANIZATION Srl 2023

FICR PERUGIA TIMING





Phillip Island 4.445 m

Grand Ridge Australian Round, 24-26 February 2023
Championship Standings

2 / 2

	Points	Points From First	Points From Previous	February 26 PHILLIP ISLAND	March 5 MANDALIKA	April 23 ASSEN	May 7 BARCELONA	June 4 MISANO	July 2 DONINGTON PARK	July 26 MOST	September 10 MAGNY-COURS	September 24 ARAGON	October 1 PORTIMAO	October 15 VILLICUM	December 26 TBA	
Independent Riders																
1 BASSANI Axel [ITA]	25			11 13 1												
2 OETTL Philipp [GER]	20	5		5 11 4												
3 PETRUCCI Danilo [ITA]	15	10	5	8 7												
4 AEGERTER Dominique [SUI]	12	13	3	3 9												
5 GARDNER Remy [AUS]	10	15	2	4 6												
6 GERLOFF Garrett [USA]	8	17	2	6 2												
7 BAZ Loris [FRA]	1	24	7	1												
8 SYAHRIN Hafizh [MAS]	1	24	0	1												

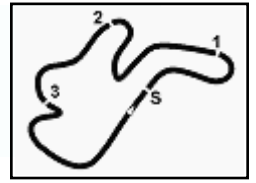
26/02/2023

These data/results cannot be reproduced, stored and/or transmitted in whole or in part by any manner of electronic, mechanical, photocopying, recording, broadcasting or otherwise now known or herein after developed without the previous express consent by the copyright owner, except for reproduction in daily press and regular printed publications on sale to the public within 60 days of the event related to those data/results and always provided that copyright symbol appears together as follows below.

© DORNA WSBK ORGANIZATION Srl 2023

FICR PERUGIA TIMING





Phillip Island 4.445 m

1 / 4

Grand Ridge Australian Round, 24-26 February 2023 Lap Chart Race 2

Lap																						
	1	2	3	4	5	6	7	8	9	10	11	12	13	14	15	16	17	18	19	20	21	22
1	1	1	1	1	1	1	1	1	1	1	1	1	1	1	1	1	1	1	1	1	1	1
2	21	21	21	21	21	21	21	21	21	21	21	21	21	21	21	21	21	21	21	21	21	21
3	55	55	55	55	55	55	55	55	55	55	55	55	55	55	55	55	55	55	55	55	55	55
4	54	47	47	47	65	65	65	65	65	22	65	65	22	22	22	65	47	47	47	47	47	47
5	47	65	65	65	54	54	54	22	22	65	54	22	65	65	65	47	65	5	65	5	5	5
6	65	54	54	54	47	22	22	54	54	22	54	54	47	47	22	5	65	5	65	7	7	7
7	22	22	22	22	22	47	47	47	7	5	47	47	47	54	54	54	7	7	7	7	65	77
8	7	7	7	7	7	7	7	7	47	47	5	5	5	5	5	5	77	77	77	77	77	65
9	9	9	9	9	9	77	5	5	5	7	7	7	7	7	7	7	9	9	9	9	9	9
10	5	5	5	5	5	9	9	9	9	9	9	9	9	9	9	9	97	97	97	97	97	97
11	60	77	77	77	77	5	60	60	77	77	77	77	77	77	9	9	87	87	87	87	87	87
12	77	60	60	60	60	60	77	77	60	60	60	60	60	60	60	60	60	60	60	60	60	60
13	87	87	87	87	87	97	97	97	97	87	87	87	87	87	87	87	45	76	76	31	31	45
14	97	97	97	87	87	87	87	87	87	97	97	97	97	97	97	87	31	31	31	76	45	31
15	76	76	76	76	45	45	45	76	76	76	45	45	45	45	45	45	76	45	45	45	76	76
16	31	45	45	45	76	76	76	45	45	45	76	76	76	76	31	31	34	34	34	34	34	34
17	34	34	34	34	34	34	31	31	31	31	31	31	31	31	31	76	76	51	51	51	35	35
18	45	31	31	31	31	31	34	34	34	34	34	34	34	34	34	34	35	35	35	52	52	52
19	66	66	51	51	51	51	51	52	52	35	35	35	35	35	35	51	52	52	52	51	51	51
20	51	51	35	35	52	52	52	51	51	35	52	52	52	51	52	52						
21	35	35	52	52	35	35	35	35	35	51	51	51	51	52	35	35						
22	52	52	66	66																		

Final Result		
1	1 A. BAUTISTA	Laps 22
2	21 M. RINALDI	6.191
3	55 A. LOCATELLI	9.099
4	47 A. BASSANI	11.680
5	5 P. DETTL	12.020
6	7 I. LECUONA	13.701
7	77 D. AEGERTER	14.316
8	65 J. REA	14.753
9	9 D. PETRUCCI	18.745
10	87 R. GARDNER	21.331
11	97 X. VIERGE (P)	21.500
12	60 M. VAN DER MARK	29.790
13	45 S. REDDING	34.265
14	31 G. GERLOFF	34.444
15	76 L. BAZ	34.846
16	34 L. BALDASSARRI	45.568
17	35 H. SYHRIN	1'02.330
18	52 D. KONIG	1'02.589
19	51 E. GRANADO	1'04.168
RET	22 A. LOWES	6 Laps
RET	54 T. RAZGATLIOGLU	6 Laps
RET	66 T. SYKES	18 Laps

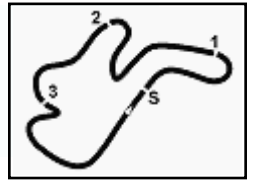
26/02/2023

These data/results cannot be reproduced, stored and/or transmitted in whole or in part by any manner of electronic, mechanical, photocopying, recording, broadcasting or otherwise now known or herein after developed without the previous express consent by the copyright owner, except for reproduction in daily press and regular printed publications on sale to the public within 60 days of the event related to those data/results and always provided that copyright symbol appears together as follows below.

© DORNA WSBK ORGANIZATION Srl 2023

FICR PERUGIA TIMING





Phillip Island 4.445 m

Grand Ridge Australian Round, 24-26 February 2023

Lap Chart Race 2

2 / 4

Lap 1		
1	1 A.Bautista	1'36.359
2	21 M.Rinaldi	0.257
3	55 A.Locatelli	0.360
4	54 T.Razgatlioglu	0.996
5	47 A.Bassani	1.052
6	65 J.Rea	1.354
7	22 A.Lowes	1.704
8	7 I.Lecuona	1.908
9	9 D.Petrucci	1.990
10	5 P.Oettl	2.040
11	60 M.van der Mark	2.488
12	77 D.Aegerter	2.500
13	87 R.Gardner	2.877
14	97 X.Vierge	2.969
15	76 L.Baz	3.325
16	31 G.Gerloff	3.524
17	34 L.Baldassarri	3.721
18	45 S.Redding	3.887
19	66 T.Sykes	4.117
20	51 E.Granado	4.548
21	35 H.Syahrin	4.782
22	52 O.Konig	5.102

Lap 4		
1	1 A.Bautista	6'09.018
2	21 M.Rinaldi	0.569
3	55 A.Locatelli	1.097
4	47 A.Bassani	1.799
5	65 J.Rea	2.021
6	54 T.Razgatlioglu	2.147
7	22 A.Lowes	2.648
8	7 I.Lecuona	2.860
9	9 D.Petrucci	4.233
10	5 P.Oettl	4.404
11	77 D.Aegerter	4.411
12	60 M.van der Mark	4.810
13	97 X.Vierge	6.146
14	87 R.Gardner	7.346
15	76 L.Baz	8.049
16	45 S.Redding	8.190
17	34 L.Baldassarri	8.403
18	31 G.Gerloff	9.211
19	51 E.Granado	12.428
20	35 H.Syahrin	12.809
21	52 O.Konig	12.939
22	66 T.Sykes	

2	21 M.Rinaldi	1.227
3	55 A.Locatelli	2.556
4	65 J.Rea	4.201
5	54 T.Razgatlioglu	4.244
6	22 A.Lowes	4.274
7	47 A.Bassani	4.574
8	7 I.Lecuona	4.818
9	5 P.Oettl	6.207
10	9 D.Petrucci	7.303
11	60 M.van der Mark	7.593
12	77 D.Aegerter	7.775
13	97 X.Vierge	9.541
14	87 R.Gardner	9.652
15	45 S.Redding	13.300
16	76 L.Baz	13.412
17	31 G.Gerloff	14.408
18	34 L.Baldassarri	14.631
19	51 E.Granado	22.038
20	52 O.Konig	22.185
21	35 H.Syahrin	22.249

6	54 T.Razgatlioglu	7.793
7	5 P.Oettl	7.871
8	47 A.Bassani	8.090
9	7 I.Lecuona	8.718
10	9 D.Petrucci	9.347
11	77 D.Aegerter	9.748
12	60 M.van der Mark	10.793
13	87 R.Gardner	13.309
14	97 X.Vierge	13.440
15	76 L.Baz	19.037
16	45 S.Redding	19.177
17	31 G.Gerloff	19.615
18	34 L.Baldassarri	19.851
19	52 O.Konig	32.000
20	35 H.Syahrin	32.037
21	51 E.Granado	32.484

Lap 2		
1	1 A.Bautista	3'07.125
2	21 M.Rinaldi	0.442
3	55 A.Locatelli	0.629
4	47 A.Bassani	1.330
5	65 J.Rea	1.481
6	54 T.Razgatlioglu	1.644
7	22 A.Lowes	1.895
8	7 I.Lecuona	2.071
9	9 D.Petrucci	2.740
10	5 P.Oettl	2.847
11	77 D.Aegerter	3.215
12	60 M.van der Mark	3.432
13	87 R.Gardner	3.838
14	97 X.Vierge	4.185
15	76 L.Baz	4.815
16	45 S.Redding	5.161
17	34 L.Baldassarri	5.417
18	31 G.Gerloff	6.056
19	66 T.Sykes	6.120
20	51 E.Granado	6.713
21	35 H.Syahrin	7.377
22	52 O.Konig	7.649

Lap 5		
1	1 A.Bautista	7'40.107
2	21 M.Rinaldi	0.763
3	55 A.Locatelli	1.286
4	65 J.Rea	2.582
5	54 T.Razgatlioglu	2.699
6	47 A.Bassani	2.919
7	22 A.Lowes	3.098
8	7 I.Lecuona	3.398
9	9 D.Petrucci	4.998
10	5 P.Oettl	5.031
11	77 D.Aegerter	5.348
12	60 M.van der Mark	5.509
13	97 X.Vierge	7.212
14	87 R.Gardner	8.189
15	45 S.Redding	9.774
16	76 L.Baz	9.939
17	34 L.Baldassarri	10.102
18	31 G.Gerloff	10.711
19	51 E.Granado	15.603
20	52 O.Konig	15.784
21	35 H.Syahrin	16.054

Lap 8		
1	1 A.Bautista	12'13.443
2	21 M.Rinaldi	1.390
3	55 A.Locatelli	3.343
4	65 J.Rea	5.205
5	22 A.Lowes	5.232
6	54 T.Razgatlioglu	5.325
7	47 A.Bassani	5.420
8	7 I.Lecuona	5.733
9	5 P.Oettl	6.588
10	9 D.Petrucci	8.102
11	60 M.van der Mark	8.609
12	77 D.Aegerter	8.633
13	97 X.Vierge	10.559
14	87 R.Gardner	10.665
15	76 L.Baz	15.173
16	45 S.Redding	15.348
17	31 G.Gerloff	15.947
18	34 L.Baldassarri	16.444
19	52 O.Konig	25.353
20	51 E.Granado	25.619
21	35 H.Syahrin	25.692

Lap 11		
1	1 A.Bautista	16'47.164
2	21 M.Rinaldi	1.941
3	55 A.Locatelli	5.328
4	65 J.Rea	8.706
5	54 T.Razgatlioglu	8.724
6	22 A.Lowes	8.787
7	47 A.Bassani	8.932
8	5 P.Oettl	9.021
9	7 I.Lecuona	9.400
10	9 D.Petrucci	9.958
11	77 D.Aegerter	10.466
12	60 M.van der Mark	11.810
13	87 R.Gardner	14.218
14	97 X.Vierge	14.616
15	45 S.Redding	20.675
16	76 L.Baz	20.917
17	31 G.Gerloff	21.234
18	34 L.Baldassarri	21.530
19	35 H.Syahrin	35.085
20	52 O.Konig	35.428
21	51 E.Granado	35.599

Lap 3		
1	1 A.Bautista	4'38.080
2	21 M.Rinaldi	0.585
3	55 A.Locatelli	0.854
4	47 A.Bassani	1.442
5	65 J.Rea	1.759
6	54 T.Razgatlioglu	1.957
7	22 A.Lowes	2.203
8	7 I.Lecuona	2.614
9	9 D.Petrucci	3.484
10	5 P.Oettl	3.514
11	77 D.Aegerter	3.802
12	60 M.van der Mark	4.199
13	87 R.Gardner	4.632
14	97 X.Vierge	5.142
15	76 L.Baz	6.378
16	45 S.Redding	6.493
17	34 L.Baldassarri	6.839
18	31 G.Gerloff	7.680
19	51 E.Granado	9.337
20	35 H.Syahrin	9.858
21	52 O.Konig	10.131
22	66 T.Sykes	

Lap 6		
1	1 A.Bautista	9'11.080
2	21 M.Rinaldi	1.042
3	55 A.Locatelli	2.072
4	65 J.Rea	3.421
5	54 T.Razgatlioglu	3.465
6	22 A.Lowes	3.751
7	47 A.Bassani	4.016
8	7 I.Lecuona	4.422
9	77 D.Aegerter	6.197
10	9 D.Petrucci	6.274
11	5 P.Oettl	6.347
12	60 M.van der Mark	6.597
13	97 X.Vierge	8.441
14	87 R.Gardner	9.022
15	45 S.Redding	11.497
16	76 L.Baz	11.747
17	34 L.Baldassarri	12.041
18	31 G.Gerloff	12.599
19	51 E.Granado	19.001
20	52 O.Konig	19.203
21	35 H.Syahrin	19.437

Lap 9		
1	1 A.Bautista	13'44.641
2	21 M.Rinaldi	1.546
3	55 A.Locatelli	3.976
4	65 J.Rea	6.507
5	22 A.Lowes	6.526
6	54 T.Razgatlioglu	6.614
7	7 I.Lecuona	6.941
8	47 A.Bassani	7.230
9	5 P.Oettl	7.388
10	9 D.Petrucci	8.771
11	77 D.Aegerter	9.296
12	60 M.van der Mark	9.731
13	97 X.Vierge	11.724
14	87 R.Gardner	11.911
15	76 L.Baz	17.115
16	45 S.Redding	17.276
17	31 G.Gerloff	17.889
18	34 L.Baldassarri	18.076
19	52 O.Konig	28.669
20	51 E.Granado	28.996
21	35 H.Syahrin	29.019

Lap 12		
1	1 A.Bautista	18'18.394
2	21 M.Rinaldi	2.370
3	55 A.Locatelli	6.104
4	65 J.Rea	9.896
5	22 A.Lowes	9.934
6	54 T.Razgatlioglu	10.119
7	47 A.Bassani	10.173
8	5 P.Oettl	10.351
9	7 I.Lecuona	10.698
10	9 D.Petrucci	11.027
11	77 D.Aegerter	11.465
12	60 M.van der Mark	13.099
13	87 R.Gardner	15.520
14	97 X.Vierge	15.833
15	45 S.Redding	22.113
16	76 L.Baz	22.499
17	31 G.Gerloff	22.965
18	34 L.Baldassarri	23.328
19	35 H.Syahrin	38.397
20	52 O.Konig	38.537
21	51 E.Granado	38.831

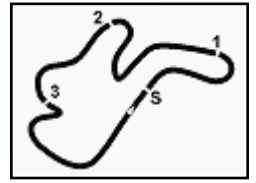
26/02/2023

These data/results cannot be reproduced, stored and/or transmitted in whole or in part by any manner of electronic, mechanical, photocopying, recording, broadcasting or otherwise now known or herein after developed without the previous express consent by the copyright owner, except for reproduction in daily press and regular printed publications on sale to the public within 60 days of the event related to those data/results and always provided that copyright symbol appears together as follows below.

© DORNA WSBK ORGANIZATION Srl 2023

FICR PERUGIA TIMING





Phillip Island 4.445 m

Grand Ridge Australian Round, 24-26 February 2023

Lap Chart Race 2

10	9	D.Petrucci	11.967
11	77	D.Aegerter	12.245
12	60	M.van der Mark	14.349
13	87	R.Gardner	16.570
14	97	X.Vierge	16.812
15	45	S.Redding	23.547
16	76	L.Baz	23.937
17	31	G.Gerloff	24.135
18	34	L.Baldassarri	25.430
19	35	H.Syahrin	41.759
20	52	O.Konig	41.922
21	51	E.Granado	42.283

14	87	R.Gardner	19.594
15	45	S.Redding	29.312
16	31	G.Gerloff	29.505
17	76	L.Baz	29.605
18	34	L.Baldassarri	32.700
19	51	E.Granado	51.137
20	52	O.Konig	51.240
21	35	H.Syahrin	51.335

Lap 14			
1	1	A.Bautista	21'21.298
2	21	M.Rinaldi	3.008
3	55	A.Locatelli	7.302
4	22	A.Lowes	11.417
5	65	J.Rea	11.437
6	47	A.Bassani	11.449
7	54	T.Razgatioglu	12.002
8	5	P.Dettl	12.020
9	7	I.Lecuona	12.337
10	77	D.Aegerter	13.301
11	9	D.Petrucci	13.384
12	60	M.van der Mark	15.726
13	87	R.Gardner	17.572
14	97	X.Vierge	17.745
15	45	S.Redding	25.078
16	76	L.Baz	25.339
17	31	G.Gerloff	25.434
18	34	L.Baldassarri	27.627
19	35	H.Syahrin	45.041
20	51	E.Granado	45.086
21	52	O.Konig	45.368

Lap 17			
1	1	A.Bautista	25'56.456
2	21	M.Rinaldi	4.662
3	55	A.Locatelli	9.440
4	47	A.Bassani	13.410
5	65	J.Rea	13.830
6	5	P.Dettl	14.230
7	7	I.Lecuona	14.527
8	77	D.Aegerter	15.720
9	9	D.Petrucci	16.271
10	97	X.Vierge	20.027
11	87	R.Gardner	20.699
12	60	M.van der Mark	20.842
13	45	S.Redding	31.316
14	31	G.Gerloff	31.336
15	76	L.Baz	31.422
16	34	L.Baldassarri	35.014
17	51	E.Granado	54.140
18	35	H.Syahrin	54.309
19	52	O.Konig	54.465

Lap 15			
1	1	A.Bautista	22'52.901
2	21	M.Rinaldi	3.328
3	55	A.Locatelli	8.081
4	22	A.Lowes	11.885
5	65	J.Rea	12.027
6	47	A.Bassani	12.052
7	54	T.Razgatioglu	12.635
8	5	P.Dettl	12.665
9	7	I.Lecuona	13.000
10	77	D.Aegerter	14.567
11	9	D.Petrucci	14.791
12	60	M.van der Mark	17.147
13	87	R.Gardner	18.439
14	97	X.Vierge	18.531
15	45	S.Redding	27.264
16	31	G.Gerloff	27.291
17	76	L.Baz	27.447
18	34	L.Baldassarri	30.236
19	51	E.Granado	48.214
20	52	O.Konig	48.461
21	35	H.Syahrin	48.725

Lap 18			
1	1	A.Bautista	27'28.964
2	21	M.Rinaldi	4.719
3	55	A.Locatelli	9.440
4	47	A.Bassani	13.360
5	5	P.Dettl	13.746
6	65	J.Rea	13.749
7	7	I.Lecuona	14.209
8	77	D.Aegerter	15.650
9	9	D.Petrucci	16.377
10	97	X.Vierge	20.336
11	87	R.Gardner	20.961
12	60	M.van der Mark	22.210
13	76	L.Baz	32.333
14	31	G.Gerloff	32.563
15	45	S.Redding	32.621
16	34	L.Baldassarri	36.700
17	51	E.Granado	56.209
18	35	H.Syahrin	56.365
19	52	O.Konig	56.782

Lap 16			
1	1	A.Bautista	24'24.458
2	21	M.Rinaldi	3.909
3	55	A.Locatelli	8.687
4	65	J.Rea	13.011
5	47	A.Bassani	13.043
6	22	A.Lowes	13.450
7	54	T.Razgatioglu	13.549
8	5	P.Dettl	13.574
9	7	I.Lecuona	13.818
10	77	D.Aegerter	15.125
11	9	D.Petrucci	15.585
12	60	M.van der Mark	18.961
13	97	X.Vierge	19.142

Lap 19			
1	1	A.Bautista	29'01.249
2	21	M.Rinaldi	5.298
3	55	A.Locatelli	9.744
4	47	A.Bassani	13.596
5	65	J.Rea	14.212
6	5	P.Dettl	14.247
7	7	I.Lecuona	14.536
8	77	D.Aegerter	15.891
9	9	D.Petrucci	17.242
10	97	X.Vierge	21.159
11	87	R.Gardner	21.614
12	60	M.van der Mark	24.385
13	76	L.Baz	33.875
14	31	G.Gerloff	33.882
15	45	S.Redding	33.982
16	34	L.Baldassarri	39.310
17	51	E.Granado	58.830
18	35	H.Syahrin	58.894
19	52	O.Konig	59.073

Lap 20			
1	1	A.Bautista	30'33.727
2	21	M.Rinaldi	6.046
3	55	A.Locatelli	10.106
4	47	A.Bassani	13.663
5	5	P.Dettl	14.015
6	65	J.Rea	14.831
7	7	I.Lecuona	14.857
8	77	D.Aegerter	16.113
9	9	D.Petrucci	18.258
10	97	X.Vierge	21.822
11	87	R.Gardner	22.182
12	60	M.van der Mark	26.617
13	31	G.Gerloff	34.631
14	76	L.Baz	34.989
15	45	S.Redding	35.085
16	34	L.Baldassarri	41.390
17	35	H.Syahrin	1'00.558
18	52	O.Konig	1'01.098
19	51	E.Granado	1'01.830

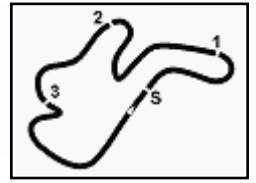
Lap 21			
1	1	A.Bautista	32'06.578
2	21	M.Rinaldi	6.344
3	55	A.Locatelli	10.102
4	47	A.Bassani	13.417
5	5	P.Dettl	13.621
6	7	I.Lecuona	14.888
7	65	J.Rea	15.448
8	77	D.Aegerter	16.075
9	9	D.Petrucci	18.992
10	97	X.Vierge	22.006
11	87	R.Gardner	22.337
12	60	M.van der Mark	28.807
13	31	G.Gerloff	35.189
14	45	S.Redding	35.297
15	76	L.Baz	35.593
16	34	L.Baldassarri	43.676
17	35	H.Syahrin	1'02.055
18	52	O.Konig	1'02.201
19	51	E.Granado	1'03.364

Lap 22			
1	1	A.Bautista	33'40.779
2	21	M.Rinaldi	6.191
3	55	A.Locatelli	9.099
4	47	A.Bassani	11.680
5	5	P.Dettl	12.020
6	7	I.Lecuona	13.701
7	77	D.Aegerter	14.316
8	65	J.Rea	14.753
9	9	D.Petrucci	18.745
10	97	X.Vierge	21.142
11	87	R.Gardner	21.331
12	60	M.van der Mark	29.790
13	45	S.Redding	34.265
14	31	G.Gerloff	34.444
15	76	L.Baz	34.846
16	34	L.Baldassarri	45.568
17	35	H.Syahrin	1'02.330
18	52	O.Konig	1'02.589
19	51	E.Granado	1'04.168

26/02/2023

These data/results cannot be reproduced, stored and/or transmitted in whole or in part by any manner of electronic, mechanical, photocopying, recording, broadcasting or otherwise now known or herein after developed without the previous express consent by the copyright owner, except for reproduction in daily press and regular printed publications on sale to the public within 60 days of the event related to those data/results and always provided that copyright symbol appears together as follows below.

© DORNA WSBK ORGANIZATION Srl 2023



Phillip Island 4.445 m

4 / 4

Grand Ridge Australian Round, 24-26 February 2023

Lap Chart Race 2

Race Pace Comparison

	1 Bau	21 Rin	55 Loc	47 Bas	5 Oet	7 Lec	77 Aeg	65 Rea	9 Pet	87 Gar	97 Vie	60 van	45 Red	31 Ger
1	1'36.359	1'36.616	1'36.719	1'37.411	1'38.399	1'38.267	1'38.859	1'37.713	1'38.349	1'39.236	1'39.328	1'38.847	1'40.246	1'39.883
2	1'30.766	1'30.951	1'31.035	1'31.044	1'31.573	1'30.929	1'31.481	1'30.893	1'31.516	1'31.727	1'31.982	1'31.710	1'32.040	1'33.298
3	1'30.955	1'31.098	1'31.180	1'31.067	1'31.622	1'31.498	1'31.542	1'31.233	1'31.699	1'31.749	1'31.912	1'31.722	1'32.287	1'32.579
4	1'30.938	1'30.922	1'31.181	1'31.295	1'31.828	1'31.184	1'31.547	1'31.200	1'31.687	1'33.652	1'31.942	1'31.549	1'32.635	1'32.469
5	1'31.089	1'31.283	1'31.278	1'32.209	1'31.716	1'31.627	1'32.026	1'31.650	1'31.854	1'31.932	1'32.155	1'31.788	1'32.673	1'32.589
6	1'30.973	1'31.252	1'31.759	1'32.070	1'32.289	1'31.997	1'31.822	1'31.812	1'32.249	1'31.806	1'32.202	1'32.061	1'32.696	1'32.861
7	1'31.171	1'31.356	1'31.655	1'31.729	1'31.031	1'31.567	1'32.749	1'31.951	1'32.200	1'31.801	1'32.271	1'32.167	1'32.974	1'32.980
8	1'31.192	1'31.355	1'31.979	1'32.038	1'31.573	1'32.107	1'32.050	1'32.196	1'31.991	1'32.205	1'32.210	1'32.208	1'33.240	1'32.731
9	1'31.198	1'31.354	1'31.831	1'33.008	1'31.998	1'32.406	1'31.861	1'32.500	1'31.867	1'32.444	1'32.363	1'32.320	1'33.126	1'33.140
10	1'31.158	1'31.480	1'31.824	1'32.018	1'31.641	1'32.935	1'31.610	1'32.291	1'31.734	1'32.556	1'32.874	1'32.220	1'33.059	1'32.884
11	1'31.365	1'31.438	1'32.051	1'32.207	1'32.515	1'32.047	1'32.083	1'32.431	1'31.976	1'32.274	1'32.541	1'32.382	1'32.863	1'32.984
12	1'31.230	1'31.659	1'32.006	1'32.471	1'32.560	1'32.528	1'32.229	1'32.420	1'32.299	1'32.532	1'32.447	1'32.519	1'32.668	1'32.961
13	1'31.418	1'31.732	1'32.213	1'32.066	1'32.122	1'32.240	1'32.198	1'32.088	1'32.358	1'32.468	1'32.397	1'32.668	1'32.852	1'32.588
14	1'31.486	1'31.810	1'31.889	1'32.114	1'32.451	1'32.303	1'32.542	1'32.357	1'32.903	1'32.488	1'32.419	1'32.863	1'33.017	1'32.785
15	1'31.603	1'31.923	1'32.382	1'32.206	1'32.248	1'32.266	1'32.869	1'32.193	1'33.010	1'32.470	1'32.389	1'33.024	1'33.789	1'33.460
16	1'31.557	1'32.138	1'32.163	1'32.548	1'32.466	1'32.375	1'32.115	1'32.541	1'32.351	1'32.712	1'32.168	1'33.371	1'33.605	1'33.771
17	1'31.998	1'32.751	1'32.751	1'32.365	1'32.654	1'32.707	1'32.593	1'32.817	1'32.684	1'33.103	1'32.883	1'33.879	1'34.002	1'33.829
18	1'32.508	1'32.565	1'32.508	1'32.458	1'32.024	1'32.190	1'32.438	1'32.427	1'32.614	1'32.770	1'32.817	1'33.876	1'33.813	1'33.735
19	1'32.285	1'32.864	1'32.589	1'32.521	1'32.786	1'32.612	1'32.526	1'32.748	1'33.150	1'32.938	1'33.108	1'34.460	1'33.646	1'33.604
20	1'32.478	1'33.226	1'32.840	1'32.545	1'32.246	1'32.799	1'32.700	1'33.097	1'33.494	1'33.046	1'33.141	1'34.710	1'33.581	1'33.227
21	1'32.851	1'33.149	1'32.847	1'32.605	1'32.457	1'32.882	1'32.813	1'33.468	1'33.585	1'33.006	1'33.035	1'35.041	1'33.063	1'33.409
22	1'34.201	1'34.048	1'33.198	1'32.464	1'32.600	1'33.014	1'32.442	1'33.506	1'33.954	1'33.195	1'33.337	1'35.184	1'33.169	1'33.456

	76 Baz	34 Bal	35 Sya	52 Kon	51 Gra	22 Low	54 Raz	66 Syk
1	1'39.684	1'40.080	1'41.141	1'41.461	1'40.907	1'38.063	1'37.355	1'40.476
2	1'32.256	1'32.462	1'33.361	1'33.313	1'32.931	1'30.957	1'31.414	1'32.769
3	1'32.518	1'32.377	1'33.436	1'33.437	1'33.579	1'31.263	1'31.268	1'42.061
4	1'32.609	1'32.502	1'33.889	1'33.746	1'34.029	1'31.383	1'31.128	2'13.174
5	1'32.979	1'32.788	1'34.334	1'33.934	1'34.264	1'31.539	1'31.641	
6	1'32.781	1'32.912	1'34.356	1'34.392	1'34.371	1'31.626	1'31.739	
7	1'32.836	1'33.761	1'33.983	1'34.153	1'34.208	1'31.694	1'31.950	
8	1'32.953	1'33.005	1'34.635	1'34.360	1'34.773	1'32.150	1'32.273	
9	1'33.140	1'32.830	1'34.525	1'34.514	1'34.575	1'32.492	1'32.487	
10	1'33.080	1'32.933	1'34.176	1'34.489	1'34.646	1'32.249	1'32.337	
11	1'33.245	1'33.044	1'34.413	1'34.793	1'34.480	1'32.535	1'32.296	
12	1'32.812	1'33.028	1'34.542	1'34.339	1'34.462	1'32.377	1'32.625	
13	1'32.856	1'33.520	1'34.780	1'34.803	1'34.870	1'31.968	1'32.095	
14	1'32.888	1'33.683	1'34.768	1'34.932	1'34.289	1'32.419	1'32.692	
15	1'33.711	1'34.212	1'35.287	1'34.696	1'34.731	1'32.071	1'32.236	
16	1'33.715	1'34.021	1'34.167	1'34.336	1'34.480	1'33.122	1'32.471	
17	1'33.815	1'34.312	1'34.972	1'35.223	1'35.001			
18	1'33.419	1'34.194	1'34.564	1'34.825	1'34.577			
19	1'33.827	1'34.895	1'34.814	1'34.576	1'34.906			
20	1'33.592	1'34.558	1'34.142	1'34.503	1'35.478			
21	1'33.455	1'35.137	1'34.348	1'33.954	1'34.385			
22	1'33.454	1'36.093	1'34.476	1'34.589	1'35.005			

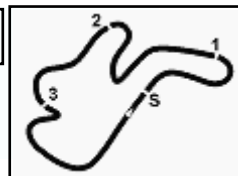
26/02/2023

These data/results cannot be reproduced, stored and/or transmitted in whole or in part by any manner of electronic, mechanical, photocopying, recording, broadcasting or otherwise now known or herein after developed without the previous express consent by the copyright owner, except for reproduction in daily press and regular printed publications on sale to the public within 60 days of the event related to those data/results and always provided that copyright symbol appears together as follows below.

© DORNA WSBK ORGANIZATION Srl 2023

FICR PERUGIA TIMING





Grand Ridge Australian Round, 24-26 February 2023

Best Sectors & Speed Race 2

Phillip Island 4.445 m

RESULTS

			Laps
1	1 A. BAUTISTA	Ducati Panigale V4R	22
2	21 M. RINALDI	Ducati Panigale V4R	6.191
3	55 A. LOCATELLI	Yamaha YZF R1	9.099
4	47 A. BASSANI	Ducati Panigale V4R	11.680
5	5 P. OETTL	Ducati Panigale V4R	12.020
6	7 I. LECUONA	Honda CBR1000 RR-R	13.701
7	77 D. AEGERTER	Yamaha YZF R1	14.316
8	65 J. REA	Kawasaki ZX-10RR	14.753
9	9 D. PETRUCCI	Ducati Panigale V4R	18.745
10	87 R. GARDNER	Yamaha YZF R1	21.331
11	97 X. VIERGE	Honda CBR1000 RR-R	21.500
12	60 M. VAN DER MARK	BMW M1000 RR	29.790
13	45 S. REDDING	BMW M1000 RR	34.265
14	31 G. GERLOFF	BMW M1000 RR	34.444
15	76 L. BAZ	BMW M1000 RR	34.846
16	34 L. BALDASSARRI	Yamaha YZF R1	45.568
17	35 H. SYHRIN	Honda CBR1000 RR-R	1'02.330
18	52 D. KONIG	Kawasaki ZX-10RR	1'02.589
19	51 E. GRANADO	Honda CBR1000 RR-R	1'04.168
RET	22 A. LOWES	Kawasaki ZX-10RR	6 Laps
RET	54 T. RAZGATLIOGLU	Yamaha YZF R1	6 Laps
RET	66 T. SYKES	Kawasaki ZX-10RR	18 Laps

SPEED

1	7 I. LECUONA	Honda CBR1000 RR-R	327,3
2	97 X. VIERGE	Honda CBR1000 RR-R	325,3
3	9 D. PETRUCCI	Ducati Panigale V4R	325,3
4	22 A. LOWES	Kawasaki ZX-10RR	324,3
5	31 G. GERLOFF	BMW M1000 RR	324,3
6	5 P. OETTL	Ducati Panigale V4R	323,4
7	47 A. BASSANI	Ducati Panigale V4R	323,4
8	60 M. VAN DER MARK	BMW M1000 RR	322,4
9	65 J. REA	Kawasaki ZX-10RR	322,4
10	54 T. RAZGATLIOGLU	Yamaha YZF R1	320,5
11	76 L. BAZ	BMW M1000 RR	320,5
12	45 S. REDDING	BMW M1000 RR	319,5
13	77 D. AEGERTER	Yamaha YZF R1	318,6
14	1 A. BAUTISTA	Ducati Panigale V4R	318,6
15	55 A. LOCATELLI	Yamaha YZF R1	317,6
16	21 M. RINALDI	Ducati Panigale V4R	316,7
17	35 H. SYHRIN	Honda CBR1000 RR-R	316,7
18	87 R. GARDNER	Yamaha YZF R1	315,8
19	66 T. SYKES	Kawasaki ZX-10RR	314,9
20	51 E. GRANADO	Honda CBR1000 RR-R	314,0
21	34 L. BALDASSARRI	Yamaha YZF R1	313,0
22	52 D. KONIG	Kawasaki ZX-10RR	312,1

SEG. 1

1	7 I. LECUONA	21.522
2	22 A. LOWES	21.542
3	1 A. BAUTISTA	21.559
4	65 J. REA	21.575
5	21 M. RINALDI	21.620
6	77 D. AEGERTER	21.658
7	47 A. BASSANI	21.718
8	60 M. VAN DER MARK	21.720
9	5 P. OETTL	21.723
10	55 A. LOCATELLI	21.724
11	9 D. PETRUCCI	21.735
12	87 R. GARDNER	21.761
13	97 X. VIERGE	21.790
14	54 T. RAZGATLIOGLU	21.799
15	34 L. BALDASSARRI	21.931
16	45 S. REDDING	21.971
17	31 G. GERLOFF	21.973
18	76 L. BAZ	22.018
19	66 T. SYKES	22.091
20	51 E. GRANADO	22.138
21	52 D. KONIG	22.293
22	35 H. SYHRIN	22.372

SEG. 2

1	1 A. BAUTISTA	26.269
2	21 M. RINALDI	26.280
3	47 A. BASSANI	26.336
4	54 T. RAZGATLIOGLU	26.348
5	65 J. REA	26.369
6	55 A. LOCATELLI	26.390
7	5 P. OETTL	26.410
8	22 A. LOWES	26.466
9	7 I. LECUONA	26.470
10	77 D. AEGERTER	26.516
11	60 M. VAN DER MARK	26.598
12	9 D. PETRUCCI	26.599
13	87 R. GARDNER	26.615
14	97 X. VIERGE	26.714
15	45 S. REDDING	26.741
16	76 L. BAZ	26.755
17	31 G. GERLOFF	26.833
18	34 L. BALDASSARRI	26.858
19	66 T. SYKES	26.948
20	51 E. GRANADO	27.044
21	52 D. KONIG	27.115
22	35 H. SYHRIN	27.136

SEG. 3

1	1 A. BAUTISTA	17.345
2	55 A. LOCATELLI	17.353
3	22 A. LOWES	17.371
4	77 D. AEGERTER	17.394
5	21 M. RINALDI	17.400
6	5 P. OETTL	17.415
7	7 I. LECUONA	17.435
8	65 J. REA	17.463
9	47 A. BASSANI	17.483
10	54 T. RAZGATLIOGLU	17.489
11	45 S. REDDING	17.491
12	87 R. GARDNER	17.514
13	9 D. PETRUCCI	17.527
14	60 M. VAN DER MARK	17.535
15	34 L. BALDASSARRI	17.593
16	66 T. SYKES	17.636
17	97 X. VIERGE	17.639
18	76 L. BAZ	17.674
19	31 G. GERLOFF	17.726
20	51 E. GRANADO	17.806
21	52 D. KONIG	17.875
22	35 H. SYHRIN	17.900

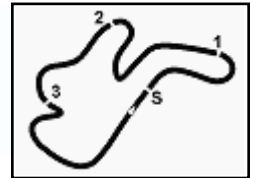
SEG. 4

1	65 J. REA	25.319
2	54 T. RAZGATLIOGLU	25.397
3	47 A. BASSANI	25.406
4	1 A. BAUTISTA	25.417
5	21 M. RINALDI	25.435
6	5 P. OETTL	25.436
7	55 A. LOCATELLI	25.444
8	7 I. LECUONA	25.495
9	22 A. LOWES	25.507
10	97 X. VIERGE	25.510
11	9 D. PETRUCCI	25.526
12	77 D. AEGERTER	25.531
13	87 R. GARDNER	25.557
14	60 M. VAN DER MARK	25.561
15	76 L. BAZ	25.711
16	31 G. GERLOFF	25.718
17	34 L. BALDASSARRI	25.737
18	45 S. REDDING	25.748
19	35 H. SYHRIN	25.921
20	51 E. GRANADO	25.926
21	52 D. KONIG	25.929
22	66 T. SYKES	25.972

26/02/2023

These data/results cannot be reproduced, stored and/or transmitted in whole or in part by any manner of electronic, mechanical, photocopying, recording, broadcasting or otherwise now known or herein after developed without the previous express consent by the copyright owner, except for reproduction in daily press and regular printed publications on sale to the public within 60 days of the event related to those data/results and always provided that copyright symbol appears together as follows below.

© DORNA WSBK ORGANIZATION Srl 2023



Phillip Island 4.445 m

Grand Ridge Australian Round, 24-26 February 2023

Chronological Analysis Race 2

Start at 16:00'04.38

1 / 5

1° 1 A. BAUTISTA (1'30.766)							
Lap	Seg1	Seg2	Seg3	Seg4	Lap Time	km/h	Local Time
1		26.464	17.345	25.533	1'36.359	233,8	16:01'40.797
2	21.679	26.269	17.401	25.417	1'30.766	314,0	16:03'11.563
3	21.708	26.419	17.370	25.458	1'30.955	314,9	16:04'42.518
4	21.559	26.500	17.394	25.485	1'30.938	314,9	16:06'13.456
5	21.617	26.366	17.432	25.674	1'31.089	315,8	16:07'44.545
6	21.635	26.446	17.405	25.487	1'30.973	316,7	16:09'15.518
7	21.664	26.533	17.434	25.540	1'31.171	315,8	16:10'46.689
8	21.602	26.603	17.366	25.621	1'31.192	315,8	16:12'17.881
9	21.644	26.574	17.383	25.597	1'31.198	315,8	16:13'49.079
10	21.617	26.571	17.395	25.575	1'31.158	313,0	16:15'20.237
11	21.579	26.792	17.395	25.599	1'31.365	316,7	16:16'51.602
12	21.704	26.602	17.399	25.525	1'31.230	317,6	16:18'22.832
13	21.621	26.590	17.522	25.685	1'31.418	316,7	16:19'54.250
14	21.645	26.708	17.550	25.583	1'31.486	316,7	16:21'25.736
15	21.647	26.723	17.619	25.614	1'31.603	315,8	16:22'57.339
16	21.729	26.678	17.532	25.618	1'31.557	315,8	16:24'28.896
17	21.754	26.812	17.720	25.712	1'31.998	318,6	16:26'00.894
18	21.815	27.088	17.695	25.910	1'32.508	316,7	16:27'33.402
19	21.874	26.903	17.659	25.849	1'32.285	314,0	16:29'05.687
20	21.861	26.953	17.684	25.980	1'32.478	317,6	16:30'38.165
21	22.002	27.069	17.786	25.994	1'32.851	314,0	16:32'11.016
22	21.974	27.060	18.034	27.133	1'34.201	314,9	16:33'45.217
Race Time 33'40.779							

12	21.956	26.784	17.593	25.673	1'32.006	311,2	16:18'28.936
13	21.955	26.839	17.685	25.734	1'32.213	308,6	16:20'01.149
14	21.867	26.686	17.574	25.762	1'31.889	311,2	16:21'33.038
15	21.927	26.866	17.797	25.792	1'32.382	310,3	16:23'05.420
16	21.914	26.723	17.759	25.767	1'32.163	310,3	16:24'37.583
17	22.092	26.931	17.802	25.926	1'32.751	312,1	16:26'10.334
18	22.036	27.019	17.693	25.760	1'32.508	308,6	16:27'42.842
19	22.008	26.901	17.799	25.881	1'32.589	309,5	16:29'15.431
20	22.037	26.971	17.872	25.960	1'32.840	310,3	16:30'48.271
21	22.111	26.925	17.805	26.006	1'32.847	309,5	16:32'21.118
22	22.182	27.069	17.882	26.065	1'33.198	308,6	16:33'54.316
Race Time 33'49.878							

2° 21 M. RINALDI (1'30.922)							
Lap	Seg1	Seg2	Seg3	Seg4	Lap Time	km/h	Local Time
1		26.502	17.437	25.511	1'36.616	231,3	16:01'41.054
2	21.778	26.311	17.427	25.435	1'30.951	316,7	16:03'12.005
3	21.620	26.374	17.588	25.516	1'31.098	316,7	16:04'43.103
4	21.690	26.280	17.400	25.552	1'30.922	316,7	16:06'14.025
5	21.716	26.460	17.435	25.672	1'31.283	315,8	16:07'45.308
6	21.716	26.564	17.455	25.517	1'31.252	314,9	16:09'16.560
7	21.671	26.535	17.542	25.608	1'31.356	315,8	16:10'47.916
8	21.801	26.421	17.466	25.667	1'31.355	315,8	16:12'19.271
9	21.744	26.520	17.461	25.629	1'31.354	314,0	16:13'50.625
10	21.779	26.586	17.505	25.610	1'31.480	314,0	16:15'22.105
11	21.691	26.559	17.536	25.652	1'31.438	314,0	16:16'53.543
12	21.834	26.641	17.561	25.623	1'31.659	312,1	16:18'25.202
13	21.785	26.652	17.604	25.691	1'31.732	313,0	16:19'56.934
14	21.782	26.654	17.619	25.755	1'31.810	311,2	16:21'28.744
15	21.901	26.644	17.657	25.721	1'31.923	311,2	16:23'00.667
16	21.904	26.696	17.727	25.811	1'32.138	312,1	16:24'32.805
17	22.006	26.948	17.861	25.936	1'32.751	307,7	16:26'05.556
18	22.009	26.806	17.857	25.893	1'32.565	308,6	16:27'38.121
19	22.122	26.860	17.883	25.999	1'32.864	309,5	16:29'10.985
20	22.152	26.969	18.007	26.098	1'33.226	311,2	16:30'44.211
21	22.092	27.023	17.900	26.134	1'33.149	312,1	16:32'17.360
22	22.304	27.146	18.157	26.441	1'34.048	307,7	16:33'51.408
Race Time 33'46.970							

4° 47 A. BASSANI (1'31.044)							
Lap	Seg1	Seg2	Seg3	Seg4	Lap Time	km/h	Local Time
1		26.617	17.483	25.471	1'37.411	233,3	16:01'41.849
2	21.718	26.353	17.567	25.406	1'31.044	317,6	16:03'12.893
3	21.758	26.336	17.506	25.467	1'31.067	316,7	16:04'43.960
4	21.775	26.383	17.551	25.586	1'31.295	317,6	16:06'15.255
5	22.122	26.957	17.511	25.619	1'32.209	314,9	16:07'47.464
6	22.006	26.857	17.653	25.554	1'32.070	320,5	16:09'19.534
7	21.892	26.697	17.589	25.551	1'31.729	318,6	16:10'51.263
8	22.115	26.723	17.591	25.609	1'32.038	320,5	16:12'23.301
9	22.168	27.752	17.577	25.511	1'33.008	314,0	16:13'56.309
10	21.815	27.146	17.573	25.484	1'32.018	316,7	16:15'28.327
11	22.090	26.851	17.592	25.674	1'32.207	323,4	16:17'00.534
12	22.276	26.990	17.610	25.595	1'32.471	300,0	16:18'33.005
13	22.090	26.894	17.556	25.526	1'32.066	312,1	16:20'05.071
14	21.928	26.881	17.626	25.679	1'32.114	316,7	16:21'37.185
15	22.223	26.697	17.616	25.670	1'32.206	311,2	16:23'09.391
16	22.180	26.897	17.663	25.808	1'32.548	311,2	16:24'41.939
17	22.103	26.700	17.873	25.689	1'32.365	308,6	16:26'14.304
18	22.141	26.775	17.804	25.738	1'32.458	313,0	16:27'46.762
19	22.064	26.826	17.784	25.847	1'32.521	311,2	16:29'19.283
20	22.085	26.849	17.799	25.812	1'32.545	313,0	16:30'51.828
21	22.028	26.844	17.843	25.890	1'32.605	315,8	16:32'24.433
22	22.047	26.643	17.800	25.974	1'32.464	315,8	16:33'56.897
Race Time 33'52.459							

3° 55 A. LOCATELLI (1'31.035)							
Lap	Seg1	Seg2	Seg3	Seg4	Lap Time	km/h	Local Time
1		26.520	17.357	25.517	1'36.719	228,8	16:01'41.157
2	21.848	26.390	17.353	25.444	1'31.035	310,3	16:03'12.192
3	21.724	26.502	17.458	25.496	1'31.180	317,6	16:04'43.372
4	21.744	26.426	17.446	25.565	1'31.181	315,8	16:06'14.553
5	21.756	26.494	17.390	25.638	1'31.278	310,3	16:07'45.831
6	21.991	26.615	17.534	25.619	1'31.759	316,7	16:09'17.590
7	21.800	26.682	17.506	25.667	1'31.655	314,0	16:10'49.245
8	21.899	26.707	17.581	25.792	1'31.979	312,1	16:12'21.224
9	21.834	26.728	17.563	25.706	1'31.831	311,2	16:13'53.055
10	21.900	26.753	17.522	25.649	1'31.824	312,1	16:15'24.879
11	21.872	26.922	17.579	25.678	1'32.051	311,2	16:16'56.930

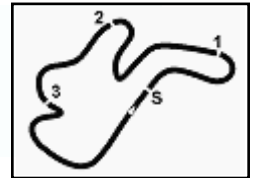
5° 5 P. OETTL (1'31.031)							
Lap	Seg1	Seg2	Seg3	Seg4	Lap Time	km/h	Local Time
1		27.272	17.633	25.436	1'38.399	233,3	16:01'42.837
2	21.856	26.648	17.601	25.468	1'31.573	318,6	16:03'14.410
3	21.872	26.578	17.626	25.546	1'31.622	318,6	16:04'46.032
4	21.901	26.676	17.534	25.717	1'31.828	316,7	16:06'17.860
5	21.776	26.671	17.659	25.610	1'31.716	320,5	16:07'49.576
6	21.996	26.914	17.647	25.732	1'32.289	317,6	16:09'21.865
7	21.723	26.410	17.415	25.483	1'31.031	320,5	16:10'52.896
8	21.837	26.459	17.618	25.659	1'31.573	314,9	16:12'24.469
9	21.864	27.010	17.688	25.436	1'31.998	317,6	16:13'56.467
10	21.854	26.733	17.478	25.576	1'31.641	323,4	16:15'28.108
11	22.169	27.114	17.636	25.596	1'32.515	320,5	16:17'00.623
12	22.298	27.055	17.654	25.553	1'32.560	309,5	16:18'33.183
13	22.100	26.859	17.623	25.540	1'32.122	317,6	16:20'05.305
14	22.077	26.793	17.775	25.806	1'32.451	321,4	16:21'37.756
15	22.108	26.757	17.674	25.709	1'32.248	314,0	16:23'10.004
16	22.047	26.739	17.878	25.802	1'32.466	318,6	16:24'42.470
17	22.276	26.975	17.655	25.748	1'32.654	318,6	16:26'15.124
18	21.947	26.785	17.621	25.671	1'32.024	314,9	16:27'47.148
19	22.074	27.044	17.766	25.902	1'32.786	310,3	16:29'19.934
20	21.925	26.784	17.719	25.818	1'32.246	311,2	16:30'52.180
21	22.019	26.770	17.820	25.848	1'32.457	314,0	16:32'24.637
22	22.059	26.733	17.904	25.904	1'32.600	314,9	16:33'57.237
Race Time 33'52.799							

26/02/2023

P = Pits In/Out - C = Lap Time Cancelled

These data/results cannot be reproduced, stored and/or transmitted in whole or in part by any manner of electronic, mechanical, photocopying, recording, broadcasting or otherwise now known or herein after developed without the previous express consent by the copyright owner, except for reproduction in daily press and regular printed publications on sale to the public within 60 days of the event related to those data/results and always provided that copyright symbol appears together as follows below.

© DORNA WSBK ORGANIZATION Srl 2023



Phillip Island 4.445 m

Grand Ridge Australian Round, 24-26 February 2023

Chronological Analysis Race 2

Start at 16:00'04.438

2 / 5

6° 7 I. LECUONA (1'30.929)							
Lap	Seg1	Seg2	Seg3	Seg4	Lap Time	km/h	Local Time
1		26.632	17.902	25.746	1'38.267	234,3	16:01'42.705
2	21.522	26.470	17.442	25.495	1'30.929	326,3	16:03'13.634
3	21.760	26.576	17.565	25.597	1'31.498	323,4	16:04'45.132
4	21.671	26.542	17.435	25.536	1'31.184	322,4	16:06'16.316
5	21.761	26.669	17.588	25.609	1'31.627	323,4	16:07'47.943
6	21.919	26.717	17.590	25.771	1'31.997	325,3	16:09'19.940
7	21.705	26.687	17.550	25.625	1'31.567	322,4	16:10'51.507
8	21.830	26.948	17.594	25.735	1'32.107	325,3	16:12'23.614
9	21.973	27.208	17.595	25.630	1'32.406	322,4	16:13'56.020
10	21.950	27.566	17.489	25.930	1'32.935	322,4	16:15'28.955
11	21.839	26.867	17.630	25.711	1'32.047	322,4	16:17'01.002
12	22.101	27.154	17.555	25.718	1'32.528	327,3	16:18'33.530
13	21.956	26.901	17.665	25.718	1'32.240	323,4	16:20'05.770
14	22.030	26.691	17.698	25.884	1'32.303	320,5	16:21'38.073
15	22.001	26.885	17.702	25.678	1'32.266	323,4	16:23'10.339
16	21.899	26.855	17.730	25.891	1'32.375	324,3	16:24'42.714
17	22.196	27.080	17.703	25.728	1'32.707	326,3	16:26'15.421
18	21.928	26.867	17.709	25.686	1'32.190	317,6	16:27'47.611
19	21.978	26.971	17.759	25.904	1'32.612	318,6	16:29'20.223
20	22.109	27.046	17.770	25.874	1'32.799	316,7	16:30'53.022
21	22.024	26.961	17.992	25.905	1'32.882	314,0	16:32'25.904
22	22.106	27.001	17.905	26.002	1'33.014	314,9	16:33'58.918

Race Time 33'54.480

7° 77 D. AEGERTER (1'31.481)							
Lap	Seg1	Seg2	Seg3	Seg4	Lap Time	km/h	Local Time
1		27.037	17.521	25.779	1'38.859	232,3	16:01'43.297
2	21.880	26.645	17.425	25.531	1'31.481	312,1	16:03'14.778
3	21.752	26.516	17.546	25.728	1'31.542	314,9	16:04'46.320
4	21.776	26.711	17.394	25.666	1'31.547	314,9	16:06'17.867
5	21.980	26.688	17.556	25.802	1'32.026	314,0	16:07'49.893
6	21.832	26.665	17.519	25.806	1'31.822	318,6	16:09'21.715
7	22.509	26.857	17.614	25.769	1'32.749	314,0	16:10'54.464
8	21.802	26.753	17.529	25.966	1'32.050	317,6	16:12'26.514
9	21.957	26.629	17.540	25.735	1'31.861	314,0	16:13'58.375
10	21.658	26.593	17.568	25.791	1'31.610	314,9	16:15'29.985
11	21.844	26.884	17.519	25.836	1'32.083	314,9	16:17'02.068
12	21.761	26.985	17.537	25.946	1'32.229	314,9	16:18'34.297
13	21.820	26.879	17.696	25.803	1'32.198	315,8	16:20'06.495
14	21.860	26.963	17.765	25.954	1'32.542	316,7	16:21'39.037
15	22.365	26.944	17.695	25.865	1'32.869	314,9	16:23'11.906
16	21.780	26.786	17.668	25.881	1'32.115	311,2	16:24'44.021
17	21.857	27.073	17.768	25.895	1'32.593	313,0	16:26'16.614
18	21.899	26.902	17.774	25.863	1'32.438	310,3	16:27'49.052
19	21.913	26.986	17.742	25.885	1'32.526	308,6	16:29'21.578
20	21.925	27.120	17.823	25.832	1'32.700	310,3	16:30'54.278
21	21.905	27.078	17.739	26.091	1'32.813	314,0	16:32'27.091
22	21.871	26.891	17.789	25.891	1'32.442	311,2	16:33'59.533

Race Time 33'55.095

8° 65 J. REA (1'30.893)							
Lap	Seg1	Seg2	Seg3	Seg4	Lap Time	km/h	Local Time
1		26.971	17.693	25.319	1'37.713	230,8	16:01'42.151
2	21.575	26.382	17.522	25.414	1'30.893	319,5	16:03'13.044
3	21.810	26.370	17.463	25.590	1'31.233	322,4	16:04'44.277
4	21.710	26.369	17.591	25.530	1'31.200	317,6	16:06'15.477
5	21.773	26.563	17.568	25.746	1'31.650	316,7	16:07'47.127
6	21.838	26.603	17.629	25.742	1'31.812	313,0	16:09'18.939
7	21.903	26.588	17.663	25.797	1'31.951	312,1	16:10'50.890
8	21.866	26.726	17.675	25.929	1'32.196	314,0	16:12'23.086
9	22.014	26.848	17.748	25.890	1'32.500	311,2	16:13'55.586
10	21.986	26.942	17.665	25.698	1'32.291	311,2	16:15'27.877
11	21.950	26.778	17.837	25.866	1'32.431	311,2	16:17'00.308

12	22.057	26.720	17.797	25.846	1'32.420	309,5	16:18'32.728
13	22.116	26.713	17.658	25.601	1'32.088	302,5	16:20'04.816
14	21.919	26.683	17.770	25.985	1'32.357	314,0	16:21'37.173
15	22.079	26.661	17.717	25.736	1'32.193	307,7	16:23'09.366
16	22.113	26.649	17.871	25.908	1'32.541	313,0	16:24'41.907
17	22.365	26.832	17.738	25.882	1'32.817	304,2	16:26'14.724
18	21.933	26.884	17.716	25.894	1'32.427	312,1	16:27'47.151
19	21.978	26.975	17.808	25.987	1'32.748	309,5	16:29'19.899
20	22.322	26.907	17.859	26.009	1'33.097	305,1	16:30'52.996
21	22.268	27.093	17.914	26.193	1'33.468	307,7	16:32'26.464
22	22.031	27.065	18.057	26.353	1'33.506	314,0	16:33'59.970

Race Time 33'55.532

9° 9 D. PETRUCCI (1'31.516)							
Lap	Seg1	Seg2	Seg3	Seg4	Lap Time	km/h	Local Time
1		26.825	17.527	25.601	1'38.349	238,4	16:01'42.787
2	21.812	26.614	17.564	25.526	1'31.516	324,3	16:03'14.303
3	21.735	26.692	17.641	25.631	1'31.699	320,5	16:04'46.002
4	21.811	26.599	17.600	25.677	1'31.687	320,5	16:06'17.689
5	21.866	26.643	17.651	25.694	1'31.854	318,6	16:07'49.543
6	21.957	26.687	17.644	25.961	1'32.249	319,5	16:09'21.792
7	22.205	26.677	17.661	25.657	1'32.200	319,5	16:10'53.992
8	21.872	26.734	17.625	25.760	1'31.991	319,5	16:12'25.983
9	21.908	26.780	17.650	25.529	1'31.867	317,6	16:13'57.850
10	21.807	26.699	17.620	25.608	1'31.734	318,6	16:15'29.584
11	21.882	26.800	17.600	25.694	1'31.976	322,4	16:17'01.560
12	21.922	26.950	17.771	25.656	1'32.299	324,3	16:18'33.859
13	21.927	26.931	17.811	25.689	1'32.358	325,3	16:20'06.217
14	21.997	26.938	17.864	26.104	1'32.903	324,3	16:21'39.120
15	22.114	27.342	17.841	25.713	1'33.010	320,5	16:23'12.130
16	21.924	26.817	17.816	25.794	1'32.351	318,6	16:24'44.481
17	22.023	27.000	17.859	25.802	1'32.684	323,4	16:26'17.165
18	22.061	26.911	17.837	25.805	1'32.614	318,6	16:27'49.779
19	22.090	27.148	17.965	25.947	1'33.150	315,8	16:29'22.929
20	22.199	27.227	17.955	26.113	1'33.494	315,8	16:30'56.423
21	22.212	27.093	18.066	26.214	1'33.585	316,7	16:32'30.008
22	22.319	27.216	18.157	26.262	1'33.954	314,0	16:34'03.962

Race Time 33'59.524

10° 87 R. GARDNER (1'31.727)							
Lap	Seg1	Seg2	Seg3	Seg4	Lap Time	km/h	Local Time
1		27.129	17.514	25.897	1'39.236	228,3	16:01'43.674
2	22.018	26.615	17.537	25.557	1'31.727	315,8	16:03'15.401
3	21.761	26.627	17.655	25.706	1'31.749	315,8	16:04'47.150
4	21.828	28.265	17.716	25.843	1'33.652	315,8	16:06'20.802
5	21.925	26.730	17.578	25.699	1'31.932	311,2	16:07'52.734
6	21.838	26.730	17.553	25.685	1'31.806	312,1	16:09'24.540
7	21.849	26.667	17.651	25.634	1'31.801	314,9	16:10'56.341
8	21.923	26.853	17.713	25.716	1'32.205	315,8	16:12'28.546
9	21.974	26.954	17.726	25.790	1'32.444	314,0	16:14'00.990
10	22.043	27.025	17.626	25.862	1'32.556	315,8	16:15'33.546
11	21.949	26.845	17.642	25.838	1'32.274	310,3	16:17'05.820
12	21.979	26.958	17.719	25.876	1'32.532	311,2	16:18'38.352
13	22.021	26.825	17.759	25.863	1'32.468	308,6	16:20'10.820
14	22.048	26.917	17.686	25.837	1'32.488	308,6	16:21'43.308
15	22.031	26.844	17.768	25.827	1'32.470	312,1	16:23'15.778
16	22.267	26.941	17.764	25.740	1'32.712	312,1	16:24'48.490
17	22.005	27.222	17.831	26.045	1'33.103	314,9	16:26'21.593
18	22.014	27.034	17.851	25.871	1'32.770	305,9	16:27'54.363
19	22.065	26.877	17.889	26.107	1'32.938	309,5	16:29'27.301
20	22.085	27.031	17.896	26.034	1'33.046	309,5	16:31'00.347
21	22.029	27.128	17.892	25.957	1'33.006	309,5	16:32'33.353
22	22.109	27.005	17.916	26.165	1'33.195	311,2	16:34'06.548

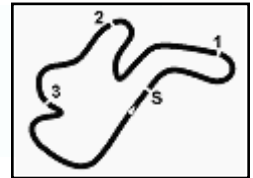
Race Time 34'02.110

26/02/2023

P = Pits In/Out - C = Lap Time Cancelled

These data/results cannot be reproduced, stored and/or transmitted in whole or in part by any manner of electronic, mechanical, photocopying, recording, broadcasting or otherwise now known or herein after developed without the previous express consent by the copyright owner, except for reproduction in daily press and regular printed publications on sale to the public within 60 days of the event related to those data/results and always provided that copyright symbol appears together as follows below.

© DORNA WSBK ORGANIZATION Srl 2023



Phillip Island 4.445 m

Grand Ridge Australian Round, 24-26 February 2023

Chronological Analysis Race 2

Start at 16:00'04.438

3 / 5

11° 97 X. VIERGE [1'31.912]							
Lap	Seg1	Seg2	Seg3	Seg4	Lap Time	km/h	Local Time
1		27.232	17.761	25.558	1'39.328	243,2	16:01'43.766
2	22.001	26.832	17.639	25.510	1'31.982	323,4	16:03'15.748
3	21.872	26.714	17.686	25.640	1'31.912	325,3	16:04'47.660
4	21.790	26.805	17.661	25.686	1'31.942	325,3	16:06'19.602
5	22.005	26.780	17.740	25.630	1'32.155	319,5	16:07'51.757
6	21.917	26.782	17.784	25.719	1'32.202	320,5	16:09'23.959
7	21.946	26.782	17.863	25.680	1'32.271	320,5	16:10'56.230
8	21.927	26.775	17.728	25.780	1'32.210	323,4	16:12'28.440
9	22.018	26.897	17.746	25.702	1'32.363	318,6	16:14'00.803
10	22.090	26.978	17.985	25.821	1'32.874	318,6	16:15'33.677
11	22.174	26.931	17.752	25.684	1'32.541	305,1	16:17'06.218
12	21.975	26.936	17.781	25.755	1'32.447	324,3	16:18'38.665
13	22.066	26.936	17.751	25.644	1'32.397	320,5	16:20'11.062
14	22.045	26.967	17.714	25.693	1'32.419	317,6	16:21'43.481
15	22.104	26.846	17.766	25.673	1'32.389	317,6	16:23'15.870
16	21.957	26.767	17.772	25.672	1'32.168	317,6	16:24'48.038
17	22.211	26.988	17.917	25.767	1'32.883	323,4	16:26'20.921
18	22.171	26.998	17.933	25.715	1'32.817	314,9	16:27'53.738
19	22.152	27.095	17.967	25.894	1'33.108	314,0	16:29'26.846
20	22.172	27.038	17.989	25.942	1'33.141	315,8	16:30'59.987
21	22.162	27.035	17.955	25.883	1'33.035	315,8	16:32'33.022
22	22.239	26.996	18.021	26.081	1'33.337	315,8	16:34'06.359

Race Time 34'01.921 + 0.358Pen

12	22.152	26.832	17.760	25.924	1'32.668	310,3	16:18'44.945
13	22.252	26.884	17.783	25.933	1'32.852	310,3	16:20'17.797
14	22.263	26.976	17.762	26.016	1'33.017	311,2	16:21'50.814
15	22.390	27.183	18.023	26.193	1'33.789	311,2	16:23'24.603
16	22.368	27.179	17.969	26.089	1'33.605	309,5	16:24'58.208
17	22.325	27.471	18.022	26.184	1'34.002	309,5	16:26'32.210
18	22.538	27.316	18.005	25.954	1'33.813	310,3	16:28'06.023
19	22.545	27.182	17.906	26.013	1'33.646	304,2	16:29'39.669
20	22.413	27.172	17.875	26.121	1'33.581	303,4	16:31'13.250
21	22.098	26.915	17.939	26.111	1'33.063	316,7	16:32'46.313
22	22.290	27.017	17.833	26.029	1'33.169	317,6	16:34'19.482

Race Time 34'15.044

12° 60 M. VAN DER MARK [1'31.549]							
Lap	Seg1	Seg2	Seg3	Seg4	Lap Time	km/h	Local Time
1		27.092	17.628	25.561	1'38.847	232,3	16:01'43.285
2	21.750	26.620	17.535	25.805	1'31.710	322,4	16:03'14.995
3	21.720	26.598	17.612	25.792	1'31.722	320,5	16:04'46.717
4	21.756	26.625	17.542	25.626	1'31.549	321,4	16:06'18.266
5	21.926	26.634	17.640	25.588	1'31.788	315,8	16:07'50.054
6	21.889	26.770	17.681	25.721	1'32.061	321,4	16:09'22.115
7	22.012	26.823	17.653	25.679	1'32.167	320,5	16:10'54.282
8	21.895	26.705	17.621	25.987	1'32.208	321,4	16:12'26.490
9	21.882	26.986	17.648	25.804	1'32.320	318,6	16:13'58.810
10	21.962	26.757	17.677	25.824	1'32.220	320,5	16:15'31.030
11	21.948	26.870	17.731	25.833	1'32.382	321,4	16:17'03.412
12	21.963	26.917	17.720	25.919	1'32.519	317,6	16:18'35.931
13	22.010	26.883	17.841	25.934	1'32.668	315,8	16:20'08.599
14	21.996	27.049	17.834	25.984	1'32.863	313,0	16:21'41.462
15	22.071	27.087	17.892	25.974	1'33.024	314,9	16:23'14.486
16	22.232	27.064	17.964	26.111	1'33.371	314,9	16:24'47.857
17	22.236	27.404	18.088	26.151	1'33.879	314,0	16:26'21.736
18	22.271	27.235	18.194	26.176	1'33.876	314,9	16:27'55.612
19	22.447	27.332	18.287	26.394	1'34.460	314,0	16:29'30.072
20	22.441	27.326	18.456	26.487	1'34.710	310,3	16:31'04.782
21	22.583	27.484	18.418	26.556	1'35.041	310,3	16:32'39.823
22	22.527	27.471	18.499	26.687	1'35.184	313,0	16:34'15.007

Race Time 34'10.569

14° 31 G. GERLOFF [1'32.469]								
Lap	Seg1	Seg2	Seg3	Seg4	Lap Time	km/h	Local Time	
1			27.411	17.799	25.718	1'39.883	233,8	16:01'44.321
2	22.041		27.812	17.726	25.719	1'33.298	319,5	16:03'17.619
3	21.973		26.992	17.806	25.808	1'32.579	324,3	16:04'50.198
4	21.988	26.833	17.769	25.879	1'32.469	319,5	16:06'22.667	
5	22.000	26.935	17.837	25.817	1'32.589	322,4	16:07'55.256	
6	22.203	27.001	17.828	25.829	1'32.861	321,4	16:09'28.117	
7	21.979	26.956	17.894	26.151	1'32.980	324,3	16:11'01.097	
8	22.129	26.894	17.790	25.918	1'32.731	320,5	16:12'33.828	
9	22.112	27.095	17.904	26.029	1'33.140	322,4	16:14'06.968	
10	22.143	26.961	17.846	25.934	1'32.884	322,4	16:15'39.852	
11	22.147	27.063	17.885	25.889	1'32.984	324,3	16:17'12.836	
12	22.174	26.965	17.880	25.942	1'32.961	322,4	16:18'45.797	
13	21.976	26.984	17.793	25.835	1'32.588	321,4	16:20'18.385	
14	22.249	27.056	17.756	25.724	1'32.785	319,5	16:21'51.170	
15	22.209	27.212	17.937	26.102	1'33.460	320,5	16:23'24.630	
16	22.227	27.488	17.975	26.081	1'33.771	321,4	16:24'58.401	
17	22.347	27.472	17.934	26.076	1'33.829	319,5	16:26'32.230	
18	22.140	27.568	17.917	26.110	1'33.735	319,5	16:28'05.965	
19	22.424	27.181	17.940	26.059	1'33.604	314,0	16:29'39.569	
20	22.088	27.089	17.948	26.102	1'33.227	318,6	16:31'12.796	
21	22.210	27.061	17.971	26.167	1'33.409	315,8	16:32'46.205	
22	22.260	27.314	17.915	25.967	1'33.456	315,8	16:34'19.661	

Race Time 34'15.223

13° 45 S. REDDING [1'32.040]							
Lap	Seg1	Seg2	Seg3	Seg4	Lap Time	km/h	Local Time
1		27.427	17.720	25.882	1'40.246	226,9	16:01'44.684
2	22.060	26.741	17.491	25.748	1'32.040	314,9	16:03'16.724
3	21.971	26.840	17.623	25.853	1'32.287	319,5	16:04'49.011
4	22.155	26.896	17.708	25.876	1'32.635	316,7	16:06'21.646
5	22.054	26.823	17.727	26.069	1'32.673	316,7	16:07'54.319
6	22.143	26.916	17.724	25.913	1'32.696	312,1	16:09'27.015
7	22.181	26.973	17.770	26.050	1'32.974	314,0	16:10'59.989
8	22.783	26.859	17.674	25.924	1'33.240	314,0	16:12'33.229
9	22.206	27.150	17.834	25.936	1'33.126	315,8	16:14'06.355
10	22.210	27.015	17.926	25.908	1'33.059	315,8	16:15'39.414
11	22.305	26.936	17.742	25.880	1'32.863	315,8	16:17'12.277

15° 76 L. BAZ [1'32.256]								
Lap	Seg1	Seg2	Seg3	Seg4	Lap Time	km/h	Local Time	
1			27.307	17.744	25.758	1'39.684	239,5	16:01'44.122
2	22.018		26.812	17.715	25.711	1'32.256	320,5	16:03'16.378
3	22.165	26.755	17.758	25.840	1'32.518	314,9	16:04'48.896	
4	22.124	26.849	17.810	25.826	1'32.609	313,0	16:06'21.505	
5	22.331	26.976	17.781	25.891	1'32.979	310,3	16:07'54.484	
6	22.211	27.010	17.753	25.807	1'32.781	314,9	16:09'27.265	
7	22.144	27.160	17.674	25.858	1'32.836	314,9	16:11'00.101	
8	22.155	26.961	17.803	26.034	1'32.953	313,0	16:12'33.054	
9	22.131	27.187	17.854	25.968	1'33.140	312,1	16:14'06.194	
10	22.161	27.056	17.901	25.962	1'33.080	312,1	16:15'39.274	
11	22.270	27.305	17.824	25.846	1'33.245	311,2	16:17'12.519	
12	22.124	27.051	17.761	25.876	1'32.812	315,8	16:18'45.331	
13	22.179	26.959	17.791	25.927	1'32.856	314,0	16:20'18.187	
14	22.233	27.001	17.738	25.916	1'32.888	309,5	16:21'51.075	
15	22.458	27.278	17.914	26.061	1'33.711	305,1	16:23'24.786	
16	22.307	27.355	17.972	26.081	1'33.715	313,0	16:24'58.501	
17	22.360	27.540	17.922	25.993	1'33.815	317,6	16:26'32.316	
18	22.228	27.120	17.996	26.075	1'33.419	313,0	16:28'05.735	
19	22.444	27.181	17.996	26.206	1'33.827	309,5	16:29'39.562	
20	22.361	27.171	17.921	26.139	1'33.592	305,9	16:31'13.154	
21	22.396	27.066	17.935	26.058	1'33.455	314,9	16:32'46.609	
22	22.287	27.189	17.931	26.047	1'33.454	317,6	16:34'20.063	

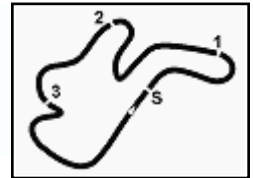
Race Time 34'15.625

26/02/2023

P = Pits In/Out - C = Lap Time Cancelled

These data/results cannot be reproduced, stored and/or transmitted in whole or in part by any manner of electronic, mechanical, photocopying, recording, broadcasting or otherwise now known or herein after developed without the previous express consent by the copyright owner, except for reproduction in daily press and regular printed publications on sale to the public within 60 days of the event related to those data/results and always provided that copyright symbol appears together as follows below.

© DORNA WSBK ORGANIZATION Srl 2023



Phillip Island 4.445 m

Grand Ridge Australian Round, 24-26 February 2023

Chronological Analysis Race 2

Start at 16:00'04.438

4 / 5

16° 34 L. BALDASSARRI (1'32.377)							
Lap	Seg1	Seg2	Seg3	Seg4	Lap Time	km/h	Local Time
1		27.404	17.744	25.858	1'40.080	235,3	16:01'44.518
2	21.931	27.201	17.593	25.737	1'32.462	313,0	16:03'16.980
3	22.019	26.911	17.688	25.759	1'32.377	309,5	16:04'49.357
4	22.027	26.858	17.832	25.785	1'32.502	309,5	16:06'21.859
5	22.091	27.015	17.779	25.903	1'32.788	308,6	16:07'54.647
6	22.198	26.988	17.892	25.834	1'32.912	310,3	16:09'27.559
7	22.064	27.220	18.027	26.450	1'33.761	308,6	16:11'01.320
8	22.204	27.066	17.797	25.938	1'33.005	308,6	16:12'34.325
9	22.089	27.063	17.845	25.833	1'32.830	305,1	16:14'07.155
10	22.132	27.022	17.816	25.963	1'32.933	312,1	16:15'40.088
11	22.083	27.130	17.851	25.980	1'33.044	311,2	16:17'13.132
12	22.160	26.992	17.867	26.009	1'33.028	310,3	16:18'46.160
13	22.175	27.165	17.973	26.207	1'33.520	307,7	16:20'19.680
14	22.344	27.085	17.976	26.278	1'33.683	305,1	16:21'53.363
15	22.504	27.348	18.097	26.263	1'34.212	303,4	16:23'27.575
16	22.443	27.186	18.059	26.333	1'34.021	296,7	16:25'01.596
17	22.393	27.406	18.223	26.290	1'34.312	300,0	16:26'35.908
18	22.479	27.242	18.051	26.422	1'34.194	300,8	16:28'10.102
19	22.653	27.406	18.220	26.616	1'34.895	300,8	16:29'44.997
20	22.578	27.449	18.096	26.435	1'34.558	298,3	16:31'19.555
21	22.589	27.497	18.417	26.634	1'35.137	300,8	16:32'54.692
22	22.714	27.771	18.428	27.180	1'36.093	297,5	16:34'30.785

Race Time 34'26.347

17° 35 H. SYAHRIN (1'33.361)							
Lap	Seg1	Seg2	Seg3	Seg4	Lap Time	km/h	Local Time
1		27.695	17.986	25.955	1'41.141	241,6	16:01'45.579
2	22.404	27.136	17.900	25.921	1'33.361	309,5	16:03'18.940
3	22.372	27.165	17.971	25.928	1'33.436	316,7	16:04'52.376
4	22.455	27.200	18.010	26.224	1'33.889	312,1	16:06'26.265
5	22.425	27.686	18.102	26.121	1'34.334	310,3	16:08'00.599
6	22.545	27.487	18.120	26.204	1'34.356	311,2	16:09'34.955
7	22.532	27.395	18.091	25.965	1'33.983	306,8	16:11'08.938
8	22.730	27.608	18.089	26.208	1'34.635	296,7	16:12'43.573
9	22.664	27.506	18.092	26.263	1'34.525	308,6	16:14'18.098
10	22.564	27.373	18.061	26.178	1'34.176	304,2	16:15'52.274
11	22.549	27.465	18.192	26.207	1'34.413	307,7	16:17'26.687
12	22.608	27.379	18.240	26.315	1'34.542	306,8	16:19'01.229
13	22.690	27.516	18.222	26.352	1'34.780	307,7	16:20'36.009
14	22.751	27.391	18.269	26.357	1'34.768	305,1	16:22'10.777
15	22.702	27.689	18.570	26.326	1'35.287	305,1	16:23'46.064
16	22.626	27.310	18.094	26.137	1'34.167	311,2	16:25'20.231
17	22.826	27.555	18.200	26.391	1'34.972	295,1	16:26'55.203
18	22.644	27.588	18.130	26.202	1'34.564	304,2	16:28'29.767
19	22.763	27.398	18.167	26.486	1'34.814	308,6	16:30'04.581
20	22.516	27.251	18.143	26.232	1'34.142	304,2	16:31'38.723
21	22.671	27.176	18.186	26.315	1'34.348	305,1	16:33'13.071
22	22.571	27.281	18.290	26.334	1'34.476	305,1	16:34'47.547

Race Time 34'43.109

18° 52 O. KONIG (1'33.313)							
Lap	Seg1	Seg2	Seg3	Seg4	Lap Time	km/h	Local Time
1		27.777	17.954	26.082	1'41.461	241,1	16:01'45.899
2	22.293	27.173	17.918	25.929	1'33.313	312,1	16:03'19.212
3	22.331	27.166	17.890	26.050	1'33.437	310,3	16:04'52.649
4	22.375	27.293	17.875	26.203	1'33.746	311,2	16:06'26.395
5	22.503	27.275	17.947	26.209	1'33.934	308,6	16:08'00.329
6	22.634	27.440	18.053	26.265	1'34.392	305,1	16:09'34.721
7	22.541	27.396	18.045	26.171	1'34.153	305,9	16:11'08.874
8	22.633	27.390	17.933	26.404	1'34.360	304,2	16:12'43.234
9	22.653	27.396	18.094	26.371	1'34.514	300,8	16:14'17.748
10	22.756	27.311	18.082	26.340	1'34.489	298,3	16:15'52.237
11	22.854	27.518	18.157	26.264	1'34.793	300,8	16:17'27.030

12	22.571	27.293	18.259	26.216	1'34.339	301,7	16:19'01.369
13	22.738	27.569	18.260	26.236	1'34.803	304,2	16:20'36.172
14	22.805	27.658	18.094	26.375	1'34.932	303,4	16:22'11.104
15	22.787	27.412	18.227	26.270	1'34.696	306,8	16:23'45.800
16	22.657	27.282	18.159	26.238	1'34.336	305,1	16:25'20.136
17	23.071	27.837	18.046	26.269	1'35.223	303,4	16:26'55.359
18	22.672	27.540	18.235	26.378	1'34.825	303,4	16:28'30.184
19	22.618	27.427	18.032	26.499	1'34.576	305,9	16:30'04.760
20	22.862	27.396	18.118	26.127	1'34.503	301,7	16:31'39.263
21	22.554	27.115	18.006	26.279	1'33.954	304,2	16:33'13.217
22	22.580	27.380	18.103	26.526	1'34.589	303,4	16:34'47.806

Race Time 34'43.368

19° 51 E. GRANADO (1'32.931)							
Lap	Seg1	Seg2	Seg3	Seg4	Lap Time	km/h	Local Time
1		27.602	17.806	26.088	1'40.907	242,7	16:01'45.345
2	22.138	27.044	17.823	25.926	1'32.931	314,0	16:03'18.276
3	22.348	27.091	17.935	26.205	1'33.579	314,0	16:04'51.855
4	22.490	27.279	17.972	26.288	1'34.029	308,6	16:06'25.884
5	22.581	27.390	18.031	26.262	1'34.264	305,1	16:08'00.148
6	22.607	27.460	18.022	26.282	1'34.371	300,8	16:09'34.519
7	22.571	27.358	18.060	26.219	1'34.208	305,9	16:11'08.727
8	22.617	27.775	18.018	26.363	1'34.773	303,4	16:12'43.500
9	22.629	27.306	18.173	26.467	1'34.575	309,5	16:14'18.075
10	22.853	27.416	18.089	26.288	1'34.646	296,7	16:15'52.721
11	22.620	27.485	18.200	26.175	1'34.480	307,7	16:17'27.201
12	22.616	27.282	18.262	26.302	1'34.462	309,5	16:19'01.663
13	22.614	27.724	18.147	26.385	1'34.870	311,2	16:20'36.533
14	22.566	27.299	18.135	26.289	1'34.289	308,6	16:22'10.822
15	22.856	27.294	18.288	26.293	1'34.731	302,5	16:23'45.553
16	22.640	27.316	18.161	26.363	1'34.480	302,5	16:25'20.033
17	22.654	27.657	18.255	26.435	1'35.001	302,5	16:26'55.034
18	22.666	27.456	18.178	26.277	1'34.577	303,4	16:28'29.611
19	22.752	27.394	18.133	26.627	1'34.906	302,5	16:30'04.517
20	22.893	27.504	18.579	26.502	1'35.478	302,5	16:31'39.995
21	22.504	27.303	18.154	26.424	1'34.385	305,1	16:33'14.380
22	22.596	27.528	18.305	26.576	1'35.005	303,4	16:34'49.385

Race Time 34'44.947

RET 22 A. LOWES (1'30.957)							
Lap	Seg1	Seg2	Seg3	Seg4	Lap Time	km/h	Local Time
1		26.636	17.673	25.547	1'38.063	232,3	16:01'42.501
2	21.542	26.466	17.371	25.578	1'30.957	323,4	16:03'13.458
3	21.773	26.542	17.441	25.507	1'31.263	324,3	16:04'44.721
4	21.721	26.486	17.508	25.668	1'31.383	321,4	16:06'16.104
5	21.691	26.709	17.476	25.663	1'31.539	319,5	16:07'47.643
6	21.983	26.506	17.441	25.696	1'31.626	321,4	16:09'19.269
7	21.907	26.687	17.487	25.613	1'31.694	320,5	16:10'50.963
8	22.018	26.732	17.599	25.801	1'32.150	314,0	16:12'23.113
9	22.102	26.975	17.661	25.754	1'32.492	314,9	16:13'55.605
10	22.103	26.629	17.675	25.842	1'32.249	313,0	16:15'27.854
11	22.145	27.085	17.591	25.714	1'32.535	312,1	16:17'00.389
12	22.179	26.846	17.649	25.703	1'32.377	298,3	16:18'32.766
13	21.930	26.667	17.599	25.772	1'31.968	314,0	16:20'04.734
14	22.155	26.779	17.667	25.818	1'32.419	310,3	16:21'37.153
15	21.923	26.602	17.637	25.909	1'32.071	315,8	16:23'09.224
16	22.065	27.069	17.977	26.011	1'33.122	311,2	16:24'42.346

Race Time 24'37.908

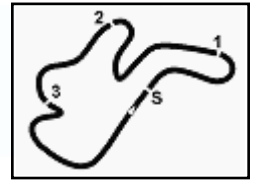
RET 54 T. RAZGATLIOGLU (1'31.128)							
Lap	Seg1	Seg2	Seg3	Seg4	Lap Time	km/h	Local Time
1		26.556	17.695	25.580	1'37.355	224,5	16:01'41.793
2	22.065	26.448	17.489	25.412	1'31.414	303,4	16:03'13.207
3	21.897	26.443	17.531	25.397	1'31.268	320,5	16:04'44.475
4	21.799	26.348	17.527	25.454	1'31.128	320,5	16:06'15.603
5	21.916	26.550	17.546	25.629	1'31.641	318,6	16:07'47.244

26/02/2023

P = Pits In/Out - C = Lap Time Cancelled

These data/results cannot be reproduced, stored and/or transmitted in whole or in part by any manner of electronic, mechanical, photocopying, recording, broadcasting or otherwise now known or herein after developed without the previous express consent by the copyright owner, except for reproduction in daily press and regular printed publications on sale to the public within 60 days of the event related to those data/results and always provided that copyright symbol appears together as follows below.

© DORNA WSBK ORGANIZATION Srl 2023



Start at 16:00'04.438

6	22.003	26.594	17.537	25.605	1'31.739	310,3	16:09'18.983
7	21.988	26.659	17.595	25.708	1'31.950	310,3	16:10'50.933
8	22.138	26.772	17.586	25.777	1'32.273	301,7	16:12'23.206
9	22.112	27.002	17.662	25.711	1'32.487	307,7	16:13'55.693
10	22.149	26.848	17.618	25.722	1'32.337	314,9	16:15'28.030
11	22.189	26.679	17.723	25.705	1'32.296	313,0	16:17'00.326
12	22.387	26.899	17.695	25.644	1'32.625	313,0	16:18'32.951
13	22.040	26.737	17.653	25.665	1'32.095	314,0	16:20'05.046
14	22.094	26.959	17.747	25.892	1'32.692	309,5	16:21'37.738
15	22.017	26.737	17.687	25.795	1'32.236	313,0	16:23'09.974
16	21.993	26.694	17.885	25.899	1'32.471	313,0	16:24'42.445

Race Time 24'38.007

RET **66 T. SYKES [1'32.769]**

Lap	Seg1	Seg2	Seg3	Seg4	Lap Time	km/h	Local Time
1		27.481	17.694	25.979	1'40.476	237,9	16:01'44.914
2	22.139	26.948	17.710	25.972	1'32.769	314,9	16:03'17.683
3	25.590	28.613	19.054	2'58.804	4'12.061P	308,6	16:07'29.744
4	1'01.533	27.599	18.049	25.993	2'13.174P		16:09'42.918

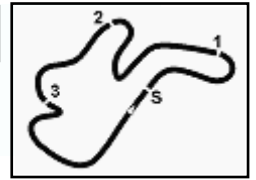
Race Time 9'38.480

26/02/2023

P = Pits In/Out - C = Lap Time Cancelled

These data/results cannot be reproduced, stored and/or transmitted in whole or in part by any manner of electronic, mechanical, photocopying, recording, broadcasting or otherwise now known or herein after developed without the previous express consent by the copyright owner, except for reproduction in daily press and regular printed publications on sale to the public within 60 days of the event related to those data/results and always provided that copyright symbol appears together as follows below.

© DORNA WSBK ORGANIZATION Srl 2023

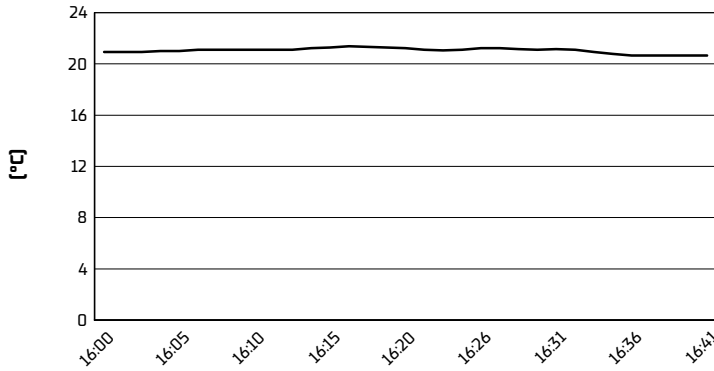


Phillip Island 4.445 m

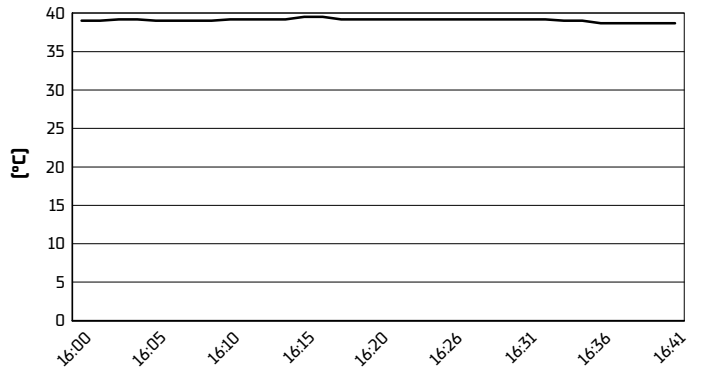
Grand Ridge Australian Round, 24-26 February 2023
Weather Report Race 2

Session started 16:00 - Session ended 16:41

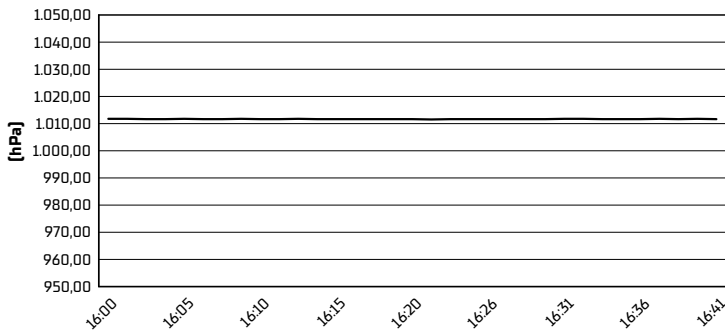
Air Temperature



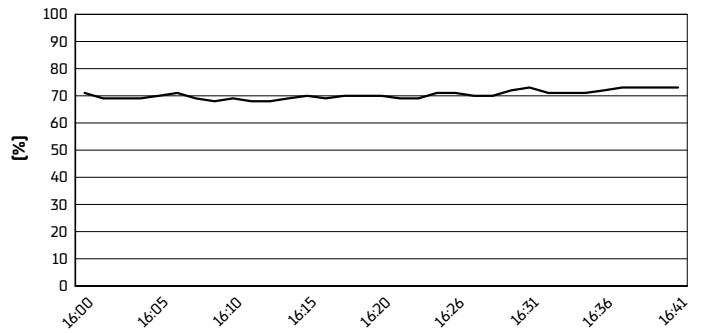
Track Temperature



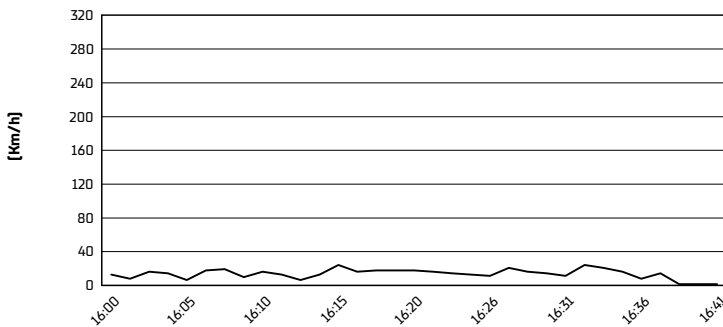
Air Pressure



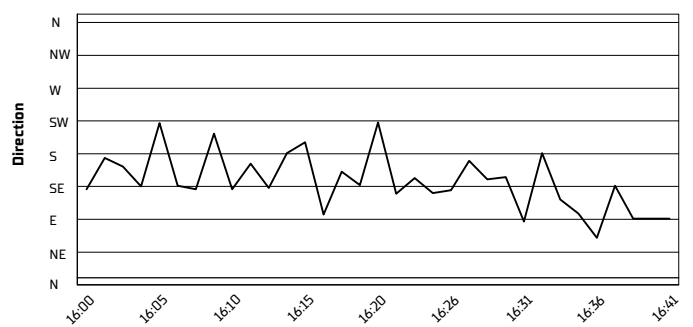
Humidity



Wind Speed



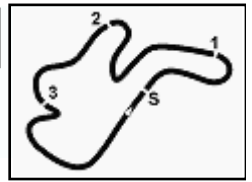
Wind Direction



26/02/2023

These data/results cannot be reproduced, stored and/or transmitted in whole or in part by any manner of electronic, mechanical, photocopying, recording, broadcasting or otherwise now known or herein after developed without the previous express consent by the copyright owner, except for reproduction in daily press and regular printed publications on sale to the public within 60 days of the event related to those data/results and always provided that copyright symbol appears together as follows below.

© DORNA WSBK ORGANIZATION Srl 2023



Phillip Island 4.445 m

Grand Ridge Australian Round, 24-26 February 2023
Manufacturers Standings

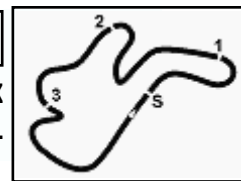
	Points	Points From First	Points From Previous	February 26 PHILLIP ISLAND	March 5 MANDALIKA	April 23 ASSEN	May 7 BARCELONA	June 4 MISANO	July 2 DONINGTON PARK	July 26 MOST	September 10 MAGNY-COURS	September 24 ARAGON	October 1 PORTIMAO	October 15 VILLICUM	December 26 TBA			
1 DUCATI	62			25 25 12														
2 YAMAHA	39	23		16 16 7														
3 KAWASAKI	34	28	5	20 8 6														
4 HONDA	22	40	12	10 10 2														
5 BMW	11	51	11	7 4														

26/02/2023 First Line: Race 1 & 2 - Second Line: Tissot Superpole Race

These data/results cannot be reproduced, stored and/or transmitted in whole or in part by any manner of electronic, mechanical, photocopying, recording, broadcasting or otherwise now known or herein after developed without the previous express consent by the copyright owner, except for reproduction in daily press and regular printed publications on sale to the public within 60 days of the event related to those data/results and always provided that copyright symbol appears together as follows below.

© DORNA WSBK ORGANIZATION Srl 2023





Grand Ridge Australian Round, 24-26 February 2023

Team Standings

	February 26 PHILLIP ISLAND	March 5 MANDALIKA	April 23 ASSEN	May 7 BARCELONA	June 4 MISANO	July 2 DONINGTON PARK	July 26 MOST	September 10 MAGNY-COURS	September 24 ARAGON	October 1 PORTIMAO	October 15 VILLICUM	December 26 TBA	
1 Aruba.it Racing - Ducati	93												
BAUTISTA Alvaro	62	25 12	25										
RINALDI Michael Ruben	31	2 9	20										
2 Pata Yamaha Prometeon WorldSBK	57 [-36]												
LOCATELLI Andrea	34	13 5	16										
RAZGATLIOGLU Toprak	23	16 7											
3 Kawasaki Racing Team WorldSBK	37 [-56]												
REA Jonathan	31	20 3	8										
LOWES Alex	6	6											
4 Team HRC	36 [-57]												
LECUONA Iker	22	10 2	10										
VIERGE Xavi	14	9 5											
5 Motocorsa Racing*	25 [-68]												
BASSANI Axel	25	11 1	13										
6 GYTR GRT Yamaha WorldSBK Team*	22 [-71]												
AEGERTER Dominique	12	3 9											
GARDNER Remy	10	4 6											
7 Team GoEleven*	20 [-73]												
OETTL Philipp	20	5 4	11										
8 Barni Spark Racing Team*	15 [-78]												
PETRUCCI Danilo	15	8 7											
9 ROKIT BMW Motorrad WorldSBK Team	14 [-79]												
REDDING Scott	10	7 3											
VAN DER MARK Michael	4	4											
10 Bonovo Action BMW*	9 [-84]												
GERLOFF Garrett	8	6 2											
BAZ Loris	1	1											
11 PETRONAS MIE Racing HONDA Team*	1 [-92]												
SYAHRIN Hafizh	1	1											

26/02/2023

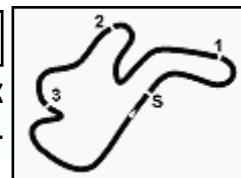
* Independent teams

These data/results cannot be reproduced, stored and/or transmitted in whole or in part by any manner of electronic, mechanical, photocopying, recording, broadcasting or otherwise now known or herein after developed without the previous express consent by the copyright owner, except for reproduction in daily press and regular printed publications on sale to the public within 60 days of the event related to those data/results and always provided that copyright symbol appears together as follows below.

© DORNA WSBK ORGANIZATION Srl 2023

FICR PERUGIA TIMING





Grand Ridge Australian Round, 24-26 February 2023

Team Standings

February 26 PHILIP ISLAND	March 5 MANDALIKA	April 23 ASSEN	May 7 BARCELONA	June 4 MISANO	July 2 DONINGTON PARK	July 26 MDST	September 10 MAGNY-COURS	September 24 ARAGON	October 1 PORTIMAO	October 15 VILLICUM	December 26 TBA
-------------------------------------	-----------------------------	--------------------------	---------------------------	-------------------------	---------------------------------	------------------------	------------------------------------	-------------------------------	------------------------------	-------------------------------	---------------------------

Independent Teams												
1 Motocorsa Racing		25										
BASSANI Axel	25	11	13									
		1										
2 GYTR GRT Yamaha WorldSBK Team		22 [-3]										
AEGERTER Dominique	12	3	9									
GARDNER Remy	10	4	6									
3 Team GoEleven		20 [-5]										
OETTL Philipp	20	5	11									
		4										
4 Barni Spark Racing Team		15 [-10]										
PETRUCCI Danilo	15	8	7									
5 Bonovo Action BMW		9 [-16]										
GERLOFF Garrett	8	6	2									
BAZ Loris	1	1										
6 PETRONAS MIE Racing HONDA Team		1 [-24]										
SYAHRIN Hafizh	1	1										

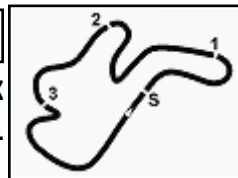
26/02/2023

These data/results cannot be reproduced, stored and/or transmitted in whole or in part by any manner of electronic, mechanical, photocopying, recording, broadcasting or otherwise now known or herein after developed without the previous express consent by the copyright owner, except for reproduction in daily press and regular printed publications on sale to the public within 60 days of the event related to those data/results and always provided that copyright symbol appears together as follows below.

© DORNA WSBK ORGANIZATION Srl 2023

FICR PERUGIA TIMING





Phillip Island 4.445 m

Grand Ridge Australian Round, 24-26 February 2023 Race Winners

	2020	2021	2022	2023
01 Phillip Island	RC1: Razgatlioglu T. (TUR) YAM SPRC: Rea J. (GBR) KAW RC2: Lowes A. (GBR) KAW		RC1: Rea J. (GBR) KAW SPRC: Bautista A. (ESP) DUC RC2: Bautista A. (ESP) DUC	RC1: Bautista A. (ESP) DUC SPRC: Bautista A. (ESP) DUC RC2: Bautista A. (ESP) DUC
02 Pertamina Mandalika		RC1: Rea J. (GBR) KAW RC2: Rea J. (GBR) KAW	RC1: Razgatlioglu T. (TUR) YAM SPRC: Razgatlioglu T. (TUR) YAM RC2: Razgatlioglu T. (TUR) YAM	
03 TT Circuit Assen		RC1: Rea J. (GBR) KAW SPRC: Rea J. (GBR) KAW RC2: Rea J. (GBR) KAW	RC1: Rea J. (GBR) KAW SPRC: Rea J. (GBR) KAW RC2: Bautista A. (ESP) DUC	
04 Circuit de Barcelona	RC1: Rea J. (GBR) KAW SPRC: van der Mark M. (NED) YAM RC2: Davies C. (GBR) DUC	RC1: Redding S. (GBR) DUC SPRC: Rea J. (GBR) KAW RC2: Rinaldi M. (ITA) DUC	RC1: Bautista A. (ESP) DUC SPRC: Bautista A. (ESP) DUC RC2: Bautista A. (ESP) DUC	
05 Misano Circuit		RC1: Rinaldi M. (ITA) DUC SPRC: Rinaldi M. (ITA) DUC RC2: Razgatlioglu T. (TUR) YAM	RC1: Bautista A. (ESP) DUC SPRC: Razgatlioglu T. (TUR) YAM RC2: Bautista A. (ESP) DUC	
06 Donington Park		RC1: Razgatlioglu T. (TUR) YAM SPRC: Rea J. (GBR) KAW RC2: Razgatlioglu T. (TUR) YAM	RC1: Razgatlioglu T. (TUR) YAM SPRC: Razgatlioglu T. (TUR) YAM RC2: Razgatlioglu T. (TUR) YAM	
07 Autodrom Most		RC1: Razgatlioglu T. (TUR) YAM SPRC: Razgatlioglu T. (TUR) YAM RC2: Redding S. (GBR) DUC	RC1: Bautista A. (ESP) DUC SPRC: Razgatlioglu T. (TUR) YAM RC2: Razgatlioglu T. (TUR) YAM	
08 Magny-Cours	RC1: Rea J. (GBR) KAW SPRC: Rea J. (GBR) KAW RC2: Redding S. (GBR) DUC	RC1: Razgatlioglu T. (TUR) YAM SPRC: Rea J. (GBR) KAW RC2: Razgatlioglu T. (TUR) YAM	RC1: Bautista A. (ESP) DUC SPRC: Razgatlioglu T. (TUR) YAM RC2: Razgatlioglu T. (TUR) YAM	
09 MotorLand Aragon	RC1: Redding S. (GBR) DUC SPRC: Rea J. (GBR) KAW RC2: Rea J. (GBR) KAW	RC1: Rea J. (GBR) KAW SPRC: Rea J. (GBR) KAW RC2: Redding S. (GBR) DUC	RC1: Rea J. (GBR) KAW SPRC: Bautista A. (ESP) DUC RC2: Bautista A. (ESP) DUC	
10 Portimao	RC1: Rea J. (GBR) KAW SPRC: Rea J. (GBR) KAW RC2: Rea J. (GBR) KAW	RC1: Razgatlioglu T. (TUR) YAM SPRC: van der Mark M. (NED) BMW RC2: Rea J. (GBR) KAW	RC1: Razgatlioglu T. (TUR) YAM SPRC: Razgatlioglu T. (TUR) YAM RC2: Bautista A. (ESP) DUC	
11 Villicum		RC1: Razgatlioglu T. (TUR) YAM SPRC: Razgatlioglu T. (TUR) YAM RC2: Redding S. (GBR) DUC	RC1: Bautista A. (ESP) DUC SPRC: Razgatlioglu T. (TUR) YAM RC2: Bautista A. (ESP) DUC	

2023

3 A. Bautista

ALL TIMES

118 J. Rea	17 P. Chili	9 S. Guintoli	3 M. Tamada	1 A. Barros
59 C. Fogarty	16 G. Falappa	8 A. Gobert	3 A. Yanagawa	1 G. Goodfellow
52 T. Bayliss	16 N. Hodgson	8 F. Merkel	2 L. Baz	1 N. Hayden
43 N. Haga	16 J. Toseland	7 B. Bostrom	2 S. Byrne	1 T. Kipp
35 A. Bautista	14 J. Kocinski	5 L. Haslam	2 D. Chandler	1 K. Kitagawa
34 T. Sykes	14 S. Russell	5 D. Tardozzi	2 M. Dowson	1 G. McCoy
33 T. Corser	14 B. Spies	5 M. van der Mark	2 P. Goddard	1 A. Meklau
32 C. Davies	13 E. Laverty	4 M. Fabrizio	2 H. Izutsu	1 A. Morillas
32 T. Razgatlioglu	13 A. Slight	4 Y. Kagayama	2 A. Lowes	1 F. Nieto
31 C. Edwards	12 S. Redding	4 R. Phillis	2 M. Lucchiarri	1 P. Picotte
27 D. Polen	11 R. Laconi	4 M. Rinaldi	2 M. Lucchinelli	1 A. Pitt
24 C. Checa	11 S. Mertens	3 C. Crutchlow	2 K. Magee	1 J. Reynolds
23 R. Roche	11 R. Xaus	3 M. Doohan	2 M. Neukirchner	1 A. Ryo
22 M. Melandri	10 F. Pirovano	3 R. Kiyonari	2 T. Rymmer	1 Y. Takeda
21 M. Biaggi	10 C. Vermeulen	3 L. Lanzi	1 T. Aoki	1 J. Torres

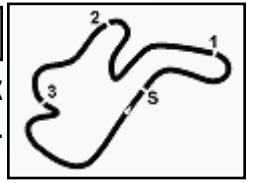
26/02/2023

These data/results cannot be reproduced, stored and/or transmitted in whole or in part by any manner of electronic, mechanical, photocopying, recording, broadcasting or otherwise now known or herein after developed without the previous express consent by the copyright owner, except for reproduction in daily press and regular printed publications on sale to the public within 60 days of the event related to those data/results and always provided that copyright symbol appears together as follows below.

© DORNA WSBK ORGANIZATION Srl 2023

FICR PERUGIA TIMING





Phillip Island 4.445 m

Grand Ridge Australian Round, 24-26 February 2023

Best Laps & Speeds

No.	Rider Bike	Nat	Best Lap		FP1		FP2		FP3		SP		RC1		WUP		SPRC		RC2	
			LL	SPD	LL	SPD	LL	SPD	LL	SPD	LL	SPD	LL	SPD	LL	SPD	LL	SPD	LL	SPD
1	54 T. RAZGATLIOGLU Yamaha YZF R1	TUR	1'29.400 114 321,4		1'31.560 17 320,4	1'32.115 23 318,5	1'30.447 10 317,6	1'29.400 8 315,7	1'42.255 22 304,2	1'30.120 8 321,4	1'30.981 10 320,4	1'31.128 16 320,4								
2	1 A. BAUTISTA Ducati Panigale V4R	ESP	1'29.584 125 326,2		1'31.032 22 323,3	1'30.623 23 325,3	1'29.943 9 326,2	1'29.584 9 322,3	1'42.224 22 309,4	1'29.798 8 324,3	1'30.524 10 326,2	1'30.766 22 318,5								
3	77 D. AEGERTER Yamaha YZF R1	SUI	1'29.635 120 321,4		1'31.855 22 316,7	1'31.720 21 316,7	1'30.890 10 316,7	1'29.635 8 312,1	1'43.923 22 302,5	1'31.017 10 321,4	1'30.374 5 318,5	1'31.481 22 318,5								
4	65 J. REA Kawasaki ZX-10RR	GBR	1'29.715 116 326,2		1'31.304 19 326,2	1'32.144 18 322,3	1'30.220 9 319,5	1'29.715 8 314,8	1'42.173 22 305,0	1'31.172 8 320,4	1'30.948 10 322,3	1'30.893 22 322,3								
5	7 I. LECUONA Honda CBR1000 RR-R	ESP	1'29.764 121 327,2		1'31.129 16 324,3	1'31.800 24 321,4	1'29.764 9 323,3	1'30.257 8 313,9	1'43.102 22 306,8	1'30.908 10 320,4	1'30.938 10 327,2	1'30.929 22 327,2								
6	5 P. OETTL Ducati Panigale V4R	GER	1'29.774 123 324,3		1'31.613 20 323,3	1'31.449 21 320,4	1'30.117 10 320,4	1'29.774 8 311,2	1'44.044 22 305,0	1'30.958 10 321,4	1'30.802 10 324,3	1'31.031 22 323,3								
7	21 M. RINALDI Ducati Panigale V4R	ITA	1'29.775 114 329,2		1'31.401 19 319,5	1'31.157 16 317,6	1'30.161 9 319,5	1'29.775 7 314,8	1'44.134 22 307,6	1'30.611 9 326,2	1'30.843 10 329,2	1'30.922 22 316,7								
8	87 R. GARDNER Yamaha YZF R1	AUS	1'29.841 116 318,5		1'31.655 19 317,6	1'31.836 22 316,7	1'30.440 8 316,7	1'29.841 8 313,0	1'44.120 22 301,6	1'30.965 10 318,5	1'30.786 5 316,7	1'31.727 22 315,7								
9	22 A. LOWES Kawasaki ZX-10RR	GBR	1'29.864 106 324,3		1'31.459 21 324,3	1'31.774 22 321,4	1'30.675 9 320,4	1'29.864 7 314,8	1'42.409 14 303,3	1'31.314 7 320,4	1'30.686 10 320,4	1'30.957 16 324,3								
10	55 A. LOCATELLI Yamaha YZF R1	ITA	1'29.956 116 320,4		1'31.069 22 320,4	1'31.721 14 318,5	1'30.819 9 320,4	1'29.956 8 313,9	1'42.490 22 301,6	1'30.566 9 320,4	1'30.913 10 318,5	1'31.035 22 317,6								
11	9 D. PETRUCCI Ducati Panigale V4R	ITA	1'30.075 119 333,3		1'32.104 21 323,3	1'31.538 21 328,2	1'30.677 9 327,2	1'30.075 8 323,3	1'43.018 22 307,6	1'31.006 6 323,3	1'31.545 10 333,3	1'31.516 22 325,3								
12	60 M. VAN DER MARK BMW M1000 RR	NED	1'30.276 94 327,2		1'31.410 18 327,2	1'31.891 21 323,3	1'31.101 9 325,3	1'30.276 8 320,4		1'31.573 6 322,3	1'31.580 10 319,5	1'31.549 22 322,3								
13	45 S. REDDING BMW M1000 RR	GBR	1'30.388 108 325,3		1'31.965 19 325,3	1'32.856 7 317,6	1'31.294 10 324,3	1'30.388 8 321,4	1'42.828 22 305,0	1'31.581 10 322,3	1'31.513 10 325,3	1'32.040 22 319,5								
14	47 A. BASSANI Ducati Panigale V4R	ITA	1'30.409 119 327,2		1'31.980 22 327,2	1'32.217 18 321,4	1'30.760 10 323,3	1'30.409 8 314,8	1'42.789 22 306,8	1'31.490 7 321,4	1'31.679 10 325,3	1'31.044 22 323,3								
15	34 L. BALDASSARRI Yamaha YZF R1	ITA	1'30.470 121 318,5		1'32.077 16 318,5	1'31.882 24 315,7	1'32.175 9 309,4	1'30.470 8 309,4	1'45.198 22 296,7	1'31.830 10 312,1	1'31.431 10 316,7	1'32.377 22 313,0								
16	31 G. GERLOFF BMW M1000 RR	USA	1'30.473 118 330,2		1'32.657 20 328,2	1'31.714 20 328,2	1'30.997 6 326,2	1'30.473 8 321,4	1'43.021 22 303,3	1'31.658 10 327,2	1'31.925 10 330,2	1'32.469 22 324,3								
17	97 X. VIERGE Honda CBR1000 RR-R	ESP	1'30.587 121 332,3		1'31.972 21 328,2	1'32.207 21 329,2	1'30.934 9 326,2	1'30.587 8 322,3	1'43.244 22 310,3	1'31.454 8 326,2	1'31.548 10 332,3	1'31.912 22 325,3								
18	76 L. BAZ BMW M1000 RR	FRA	1'30.604 116 322,3		1'32.418 17 320,4	1'32.246 21 320,4	1'30.818 8 321,4	1'30.604 7 313,0	1'43.616 21 305,9	1'31.251 10 319,5	1'31.566 10 322,3	1'32.256 22 320,4								
19	66 T. SYKES Kawasaki ZX-10RR	GBR	1'30.914 69 317,6		1'33.015 10 313,9	1'33.179 20 313,9	1'32.684 5 309,4	1'30.914 7 305,0	1'44.830 10 291,8	1'32.066 6 307,6	1'32.174 7 317,6	1'32.769 4 314,8								
20	51 E. GRANADO Honda CBR1000 RR-R	BRA	1'31.779 101 315,7		1'34.779 18 313,9	1'34.175 7 315,7	1'33.191 7 312,1	1'31.779 8 306,8	1'44.807 22 298,3	1'32.777 7 313,0	1'33.238 10 313,9	1'32.931 22 313,9								
21	35 H. SYAHRIN Honda CBR1000 RR-R	MAS	1'32.098 112 322,3		1'33.881 18 316,7	1'33.713 16 320,4	1'32.943 9 317,6	1'32.098 8 317,6	1'44.619 22 301,6	1'33.567 7 313,0	1'33.303 10 322,3	1'33.361 22 316,7								
22	52 O. KONIG Kawasaki ZX-10RR	CZE	1'32.282 103 320,4		1'32.786 18 320,4	1'33.289 18 314,8	1'32.511 7 307,6	1'32.282 8 305,0	1'45.969 11 294,2	1'33.004 9 310,3	1'33.175 10 314,8	1'33.313 22 312,1								

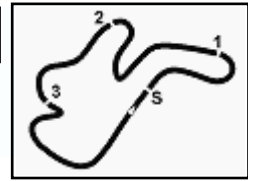
26/02/2023

These data/results cannot be reproduced, stored and/or transmitted in whole or in part by any manner of electronic, mechanical, photocopying, recording, broadcasting or otherwise now known or herein after developed without the previous express consent by the copyright owner, except for reproduction in daily press and regular printed publications on sale to the public within 60 days of the event related to those data/results and always provided that copyright symbol appears together as follows below.

© DORNA WSBK ORGANIZATION Srl 2023

FICR PERUGIA TIMING





Phillip Island 4.445 m

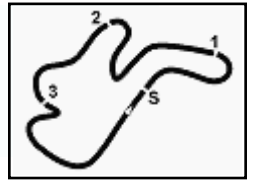
Grand Ridge Australian Round, 24-26 February 2023
Pirelli Best Lap Award

	Points	Points From First	Points From Previous	February 26 PHILLIP ISLAND	March 5 MANDALIKA	April 23 ASSEN	May 7 BARCELONA	June 4 MISANO	July 2 DONINGTON PARK	July 26 MOST	September 10 MAGNY-COURS	September 24 ARAGON	October 1 PORTIMAO	October 15 VILLICUM	December 26 TBA			
1 BAUTISTA Alvaro [ESP]	1			1														
2 REA Jonathan [GBR]	1	0		1														

26/02/2023

These data/results cannot be reproduced, stored and/or transmitted in whole or in part by any manner of electronic, mechanical, photocopying, recording, broadcasting or otherwise now known or herein after developed without the previous express consent by the copyright owner, except for reproduction in daily press and regular printed publications on sale to the public within 60 days of the event related to those data/results and always provided that copyright symbol appears together as follows below.

© DORNA WSBK ORGANIZATION Srl 2023



Phillip Island 4.445 m

Grand Ridge Australian Round, 24-26 February 2023

Rider's Performance

Rider	Points	Points From First	Points From Previous	February 26 PHILLIP ISLAND			March 5 MANDALIKA			April 23 ASSEN			May 7 BARCELONA			June 4 MISANO			July 2 DONINGTON PARK			July 26 MOST			September 10 MAGNY-COURS			September 24 ARAGON			October 1 PORTIMAO			October 15 VILLICUM			December 26 TBA		
				SP	1	2	SP	1	2	SP	1	2	SP	1	2	SP	1	2	SP	1	2	SP	1	2	SP	1	2	SP	1	2	SP	1	2						
1 BAUTISTA Alvaro (ESP)	62			2	1	1																																	
2 LOCATELLI Andrea (ITA)	34	28		9	4	3																																	
3 REA Jonathan (GBR)	31	31	3	4	2	8																																	
4 RINALDI Michael Ruben (ITA)	31	31	0	6	14	2																																	
5 BASSANI Axel (ITA)	25	37	6	14	5	4																																	
6 RAZGATLIOGLU Toprak (TUR)	23	39	2	1	3	Rt																																	
7 LECUONA Iker (ESP)	22	40	1	11	6	6																																	
8 DETTL Philipp (GER)	20	42	2	5	11	5																																	
9 PETRUCCI Danilo (ITA)	15	47	5	10	8	9																																	
10 VIERGE Xavi (ESP)	14	48	1	17	7	11																																	
11 AEGERTER Dominique (SUI)	12	50	2	3	13	7																																	
12 REDDING Scott (GBR)	10	52	2	13	9	13																																	
13 GARDNER Remy (AUS)	10	52	0	7	12	10																																	
14 GERLOFF Garrett (USA)	8	54	2	16	10	14																																	
15 LOWES Alex (GBR)	6	56	2	8	Rt	Rt																																	
16 VAN DER MARK Michael (NED)	4	58	2	12	Rt	12																																	
17 SYAHRIN Hafizh (MAS)	1	61	3	21	15	17																																	
18 BAZ Loris (FRA)	1	61	0	18	18	15																																	

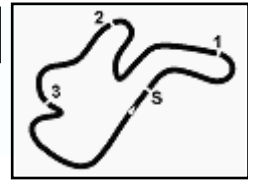
SP = Superpole - 1 = Race 1 - 2 = Race 2

Ns = Did Not Start - Rt = Retired - Ex = Excluded

26/02/2023

These data/results cannot be reproduced, stored and/or transmitted in whole or in part by any manner of electronic, mechanical, photocopying, recording, broadcasting or otherwise now known or herein after developed without the previous express consent by the copyright owner, except for reproduction in daily press and regular printed publications on sale to the public within 60 days of the event related to those data/results and always provided that copyright symbol appears together as follows below.

© DORNA WSBK ORGANIZATION Srl 2023



Phillip Island 4.445 m

Grand Ridge Australian Round, 24-26 February 2023

Overtakes Standings Race 2

	Points	Points From First	Points From Previous	February 26 PHILLIP ISLAND	March 5 MANDALIKA	April 23 ASSEN	May 7 BARCELONA	June 4 MISANO	July 2 DONINGTON PARK	July 26 MOST	September 10 MAGNY-COURS	September 24 ARAGON	October 1 PORTIMAO	October 15 VILLICUM	December 26 TBA				
1 REDDING Scott (GBR)	22			13	9														
2 VIERGE Xavi (ESP)	20	2		11	9														
3 BASSANI Axel (ITA)	20	2	0	9	11														
4 GERLOFF Garrett (USA)	19	3	1	9	10														
5 LOWES Alex (GBR)	18	4	1	5	13														
6 LECUONA Iker (ESP)	17	5	1	9	8														
7 REA Jonathan (GBR)	16	6	1	3	13														
8 PETRUCCI Danilo (ITA)	16	6	0	8	8														
9 SYHRIN Hafizh (MAS)	16	6	0	8	8														
10 OETTL Philipp (GER)	14	8	2	4	10														
11 GRANADO Eric (BRA)	14	8	0	7	7														
12 AEGERTER Dominique (SUI)	13	9	1	1	12														
13 BAZ Loris (FRA)	13	9	0	5	8														
14 KONIG Oliver (CZE)	13	9	0	5	8														
15 BALDASSARRI Lorenzo (ITA)	9	13	4	7	2														
16 VAN DER MARK Michael (NED)	9	13	0	4	5														
17 LOCATELLI Andrea (ITA)	8	14	1	6	2														
18 GARDNER Remy (AUS)	8	14	0	3	5														
19 SYKES Tom (GBR)	5	17	3	4	1														
20 RAZGATLIOGLU Toprak (TUR)	5	17	0	1	4														
21 RINALDI Michael Ruben (ITA)	4	18	1	4															
22 BAUTISTA Alvaro (ESP)	2	20	2	2															

26/02/2023
These data/results cannot be reproduced, stored and/or transmitted in whole or in part by any manner of electronic, mechanical, photocopying, recording, broadcasting or otherwise now known or herein after developed without the previous express consent by the copyright owner, except for reproduction in daily press and regular printed publications on sale to the public within 60 days of the event related to those data/results and always provided that copyright symbol appears together as follows below.
© DORNA WSBK ORGANIZATION Srl 2023

