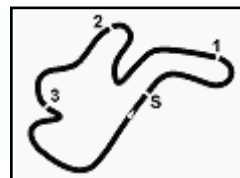


PHILLIP ISLAND GP CIRCUIT				
TRACK LENGTH:		4,445km	2,762 mi	
Loop	ID	OC	GPS	
		ms	LAT	LON
Pit In	3	15	38,49886 S	145,23118 E
Pit Out	18	90	38,50331 S	145,23256 E
Speed	20	100	38,50489 S	145,23312 E
FL.1	41	205	38,50877 S	145,23223 E
I1	22	110	38,51019 S	145,23316 E
I1.1	42	210	38,50557 S	145,23665 E
I2	24	120	38,50535 S	145,23818 E
I3	26	130	38,49900 S	145,23575 E
I3.1	43	215	38,49857 S	145,23475 E
FL	30	150	38,50262 S	145,23214 E

LLP = Long Lap Penalty
PS = Practice Start board

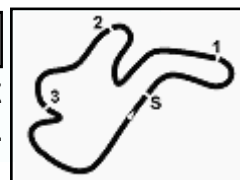


Phillip Island 4.445 m

Grand Ridge Australian Round, 24–26 February 2023

Biographical Entry List

No.	Rider (Abbreviation)	Age	Date of Birth	Place of Birth	Nat	Bike Team	Wins 2023	Podiums 2023	Pole 2023	Races 2023	Tyres	Class
1	1 BAUTISTA Alvaro (Bau)	38	21/11/1984	Talavera de la Reina	ESP	Ducati Panigale V4R Arubait Racing - Ducati	32	58	6	133	Pirelli	
2	5 OETTL Philipp (Det)	26	03/05/1996	Bad Reichenhall	GER	Ducati Panigale V4R Team GoEleven				32	Pirelli	IND
3	7 LECUONA Iker (Lec)	23	06/01/2000	Valencia	ESP	Honda CBR1000 RR-R Team HRC		1	1	30	Pirelli	
4	9 PETRUCCI Danilo (Pet)	32	24/10/1990	Terni	ITA	Ducati Panigale V4R Barni Spark Racing Team					Pirelli	IND
5	21 RINALDI Michael Ruben (Rin)	27	21/12/1995	Rimini	ITA	Ducati Panigale V4R Arubait Racing - Ducati	4	14		150	Pirelli	
6	22 LOWES Alex (Low)	32	14/09/1990	Lincoln	GBR	Kawasaki ZX-10RR Kawasaki Racing Team WorldSBK	2	33	1	255	Pirelli	
7	31 GERLOFF Garrett (Ger)	27	01/08/1995	Spring	USA	BMW M1000 RR Bonovo Action BMW		6		92	Pirelli	IND
8	34 BALDASSARRI Lorenzo (Bal)	26	06/11/1996	San Severino Marche	ITA	Yamaha YZF R1 GMT94 Yamaha					Pirelli	IND
9	35 SYAHRIN Hafizh (Sya)	28	05/05/1994	Selangor	MAS	Honda CBR1000 RR-R PETRONAS MIE Racing HONDA Team				30	Pirelli	IND
10	45 REDDING Scott (Red)	30	04/01/1993	Gloucester	GBR	BMW M1000 RR ROKIT BMW Motorrad WorldSBK Team	12	40	2	97	Pirelli	
11	47 BASSANI Axel (Bas)	23	24/07/1999	Feltre	ITA	Ducati Panigale V4R Motocorsa Racing		4		73	Pirelli	IND
12	51 GRANADO Eric (Gra)	26	10/06/1996	San Paulo	BRA	Honda CBR1000 RR-R PETRONAS MIE Racing HONDA Team				3	Pirelli	IND
13	52 KONIG Oliver (Kon)	20	18/03/2002	Praha	CZE	Kawasaki ZX-10RR Orelac Racing MOVISIO				37	Pirelli	IND
14	54 RAZGATLIOGLU Toprak (Raz)	26	16/10/1996	Alanya	TUR	Yamaha YZF R1 Pata Yamaha Prometeon WorldSBK	32	82	8	156	Pirelli	
15	55 LOCATELLI Andrea (Loc)	26	16/10/1996	Alzano Lombardo	ITA	Yamaha YZF R1 Pata Yamaha Prometeon WorldSBK		6		73	Pirelli	
16	60 VAN DER MARK Michael (van)	30	26/10/1992	Gouda	NED	BMW M1000 RR ROKIT BMW Motorrad WorldSBK Team	5	40	1	219	Pirelli	
17	65 REA Jonathan (Rea)	36	02/02/1987	Ballymena	GBR	Kawasaki ZX-10RR Kawasaki Racing Team WorldSBK	118	245	40	377	Pirelli	
18	66 SYKES Tom (Syk)	37	19/08/1985	Huddersfield	GBR	Kawasaki ZX-10RR Kawasaki Puccetti Racing	34	114	51	349	Pirelli	IND
19	76 BAZ Loris (Baz)	30	01/02/1993	Sallanches	FRA	BMW M1000 RR Bonovo Action BMW	2	20	2	174	Pirelli	IND
20	77 AEGERTER Dominique (Aeg)	32	30/09/1990	Röthenbach Im Emmental Be	SUI	Yamaha YZF R1 GYTR GRT Yamaha WorldSBK Team					Pirelli	IND
21	87 GARDNER Remy (Gar)	25	24/02/1998	Randwick	AUS	Yamaha YZF R1 GYTR GRT Yamaha WorldSBK Team					Pirelli	IND
22	97 VIERGE Xavi (Vie)	25	30/04/1997	Barcelona	ESP	Honda CBR1000 RR-R Team HRC				36	Pirelli	



Grand Ridge Australian Round, 24-26 February 2023

Results Free Practice 1st Session

No.	Rider	Nat	Team	Bike	Class	Time	Gap	Rel.	Laps	Speed	
										Avg	Max
1	1 A. BAUTISTA	ESP	Aruba.it Racing - Ducati	Ducati Panigale V4R		1'31.032			22	175,784	323,4
2	55 A. LOCATELLI	ITA	Pata Yamaha Prometeon WorldSBK	Yamaha YZF R1		1'31.069	0.037	0.037	22	175,713	320,5
3	7 I. LECUONA	ESP	Team HRC	Honda CBR1000 RR-R		1'31.129	0.097	0.060	16	175,597	324,3
4	65 J. REA	GBR	Kawasaki Racing Team WorldSBK	Kawasaki ZX-10RR		1'31.304	0.272	0.175	19	175,261	326,3
5	21 M. RINALDI	ITA	Aruba.it Racing - Ducati	Ducati Panigale V4R		1'31.401	0.369	0.097	19	175,075	319,5
6	60 M. VAN DER MARK	NED	ROKIT BMW Motorrad WorldSBK Team	BMW M1000 RR		1'31.410	0.378	0.009	18	175,057	327,3
7	22 A. LOWES	GBR	Kawasaki Racing Team WorldSBK	Kawasaki ZX-10RR		1'31.459	0.427	0.049	21	174,964	324,3
8	54 T. RAZGATLIOGLU	TUR	Pata Yamaha Prometeon WorldSBK	Yamaha YZF R1		1'31.560	0.528	0.101	17	174,771	320,5
9	5 P. DETTL	GER	Team GoEleven	Ducati Panigale V4R	IND	1'31.613	0.581	0.053	20	174,670	323,4
10	87 R. GARDNER	AUS	GYTR GRT Yamaha WorldSBK Team	Yamaha YZF R1	IND	1'31.655	0.623	0.042	19	174,589	317,6
11	77 D. AEGERTER	SUI	GYTR GRT Yamaha WorldSBK Team	Yamaha YZF R1	IND	1'31.855	0.823	0.200	22	174,209	316,7
12	45 S. REDDING	GBR	ROKIT BMW Motorrad WorldSBK Team	BMW M1000 RR		1'31.965	0.933	0.110	19	174,001	325,3
13	97 X. VIERGE	ESP	Team HRC	Honda CBR1000 RR-R		1'31.972	0.940	0.007	21	173,988	328,3
14	47 A. BASSANI	ITA	Motocorsa Racing	Ducati Panigale V4R	IND	1'31.980	0.948	0.008	22	173,973	327,3
15	34 L. BALDASSARRI	ITA	GMT94 Yamaha	Yamaha YZF R1	IND	1'32.077	1.045	0.097	16	173,789	318,6
16	9 D. PETRUCCI	ITA	Barni Spark Racing Team	Ducati Panigale V4R	IND	1'32.104	1.072	0.027	21	173,738	323,4
17	76 L. BAZ	FRA	Bonovo Action BMW	BMW M1000 RR	IND	1'32.418	1.386	0.314	17	173,148	320,5
18	31 G. GERLOFF	USA	Bonovo Action BMW	BMW M1000 RR	IND	1'32.657	1.625	0.239	20	172,701	328,3
19	52 O. KONIG	CZE	Orelac Racing MOVISIO	Kawasaki ZX-10RR	IND	1'32.786	1.754	0.129	18	172,461	320,5
20	66 T. SYKES	GBR	Kawasaki Puccetti Racing	Kawasaki ZX-10RR	IND	1'33.015	1.983	0.229	10	172,037	314,0
21	35 H. SYHRIN	MAS	PETRONAS MIE Racing HONDA Team	Honda CBR1000 RR-R	IND	1'33.881	2.849	0.866	18	170,450	316,7
22	51 E. GRANADO	BRA	PETRONAS MIE Racing HONDA Team	Honda CBR1000 RR-R	IND	1'34.779	3.747	0.898	18	168,835	314,0

Qualifying Lap Time (105% of 1'31.032): **1'35.584**

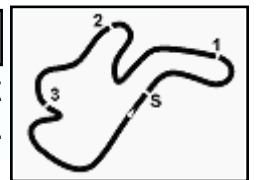
AIR	Humidity:	42%	Temp:	28°C
TRACK	Condition:	Dry	Temp:	37°C

Records	Pole	(SP)	2020 T.Sykes	1'29.230	179,330	Km/h
	Race	(SPRC)	2019 J.Rea	1'30.075	177,650	Km/h
	All Times	(SP)	2020 T.Sykes	1'29.230	179,330	Km/h

Start 11:30 End 12:22 The results are provisional until the end of the time limit for protests and appeals and the completion of the technical checks.

These data/results cannot be reproduced, stored and/or transmitted in whole or in part by any manner of electronic, mechanical, photocopying, recording, broadcasting or otherwise now known or herein after developed without the previous express consent by the copyright owner, except for reproduction in daily press and regular printed publications on sale to the public within 60 days of the event related to those data/results and always provided that copyright symbol appears together as follows below.

© DORNA WSBK ORGANIZATION Srl 2023



Grand Ridge Australian Round, 24-26 February 2023

Results Free Practice 1st Session

Session Highlights

Local Time	No. Rider	Description
11.30.00		Start
11.30.23		WorldSBK Pit Intervention Time: 1min 3secs
11.39.23	60 M. VAN DER MARK	Racelink NOT working
11.54.57	60 M. VAN DER MARK	Racelink still not working
11.57.54	87 R. GARDNER	On the Gravel - Re-Joined - Turn 2
11.58.26	60 M. VAN DER MARK	Crashed - Turn 6
12.05.44	35 H. SYHRIN	Racelink NOT working
12.12.52	7 I. LECUONA	Crashed - Turn 10
12.13.15	7 I. LECUONA	Re-joined
12.16.11	52 D. KONIG	Lap Cancelled [1'34.425] - Yellow Flag - Turn 6
12.16.16	9 D. PETRUCCI	Lap Cancelled [1'33.594] - Yellow Flag - Turn 6
12.16.21	51 E. GRANADO	Lap Cancelled [1'57.196] - Yellow Flag - Turn 6
12.22.56		End Of Session

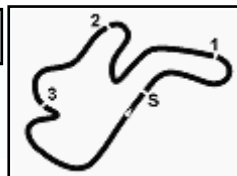
Fastest Laps Sequence

No.	Rider	Nat	Team	Bike	Local Time	Time	Gap	Avg
65	J. REA	GBR	Kawasaki Racing Team WorldSBK	Kawasaki ZX-10RR	11:33'17.158	1'31.427		175,025
7	I. LECUONA	ESP	Team HRC	Honda CBR1000 RR-R	11:33'17.889	1'31.129	-0.298	175,597
1	A. BAUTISTA	ESP	Aruba.it Racing - Ducati	Ducati Panigale V4R	11:41'53.463	1'31.032	-0.097	175,784

Start 11:30 End 12:22 The results are provisional until the end of the time limit for protests and appeals and the completion of the technical checks.

These data/results cannot be reproduced, stored and/or transmitted in whole or in part by any manner of electronic, mechanical, photocopying, recording, broadcasting or otherwise now known or herein after developed without the previous express consent by the copyright owner, except for reproduction in daily press and regular printed publications on sale to the public within 60 days of the event related to those data/results and always provided that copyright symbol appears together as follows below.

© DORNA WSBK ORGANIZATION Srl 2023



Phillip Island 4.445 m

Grand Ridge Australian Round, 24-26 February 2023

Best Sectors & Speed Free Practice 1st Session

BEST LAP

1	1 A. BAUTISTA	Ducati Panigale V4R	1'31.032
2	55 A. LOCATELLI	Yamaha YZF R1	1'31.069
3	7 I. LECUONA	Honda CBR1000 RR-R	1'31.129
4	65 J. REA	Kawasaki ZX-10RR	1'31.304
5	21 M. RINALDI	Ducati Panigale V4R	1'31.401
6	60 M. VAN DER MARK	BMW M1000 RR	1'31.410
7	22 A. LOWES	Kawasaki ZX-10RR	1'31.459
8	54 T. RAZGATLIOGLU	Yamaha YZF R1	1'31.560
9	5 P. OETTL	Ducati Panigale V4R	1'31.613
10	87 R. GARDNER	Yamaha YZF R1	1'31.655
11	77 D. AEGERTER	Yamaha YZF R1	1'31.855
12	45 S. REDDING	BMW M1000 RR	1'31.965
13	97 X. VIERGE	Honda CBR1000 RR-R	1'31.972
14	47 A. BASSANI	Ducati Panigale V4R	1'31.980
15	34 L. BALDASSARRI	Yamaha YZF R1	1'32.077
16	9 D. PETRUCCI	Ducati Panigale V4R	1'32.104
17	76 L. BAZ	BMW M1000 RR	1'32.418
18	31 G. GERLOFF	BMW M1000 RR	1'32.657
19	52 D. KONIG	Kawasaki ZX-10RR	1'32.786
20	66 T. SYKES	Kawasaki ZX-10RR	1'33.015
21	35 H. SYHRIN	Honda CBR1000 RR-R	1'33.881
22	51 E. GRANADO	Honda CBR1000 RR-R	1'34.779

SPEED

1	31 G. GERLOFF	BMW M1000 RR	328,3
2	97 X. VIERGE	Honda CBR1000 RR-R	328,3
3	47 A. BASSANI	Ducati Panigale V4R	327,3
4	60 M. VAN DER MARK	BMW M1000 RR	327,3
5	65 J. REA	Kawasaki ZX-10RR	326,3
6	45 S. REDDING	BMW M1000 RR	325,3
7	7 I. LECUONA	Honda CBR1000 RR-R	324,3
8	22 A. LOWES	Kawasaki ZX-10RR	324,3
9	9 D. PETRUCCI	Ducati Panigale V4R	323,4
10	5 P. OETTL	Ducati Panigale V4R	323,4
11	1 A. BAUTISTA	Ducati Panigale V4R	323,4
12	55 A. LOCATELLI	Yamaha YZF R1	320,5
13	54 T. RAZGATLIOGLU	Yamaha YZF R1	320,5
14	52 D. KONIG	Kawasaki ZX-10RR	320,5
15	76 L. BAZ	BMW M1000 RR	320,5
16	21 M. RINALDI	Ducati Panigale V4R	319,5
17	34 L. BALDASSARRI	Yamaha YZF R1	318,6
18	87 R. GARDNER	Yamaha YZF R1	317,6
19	35 H. SYHRIN	Honda CBR1000 RR-R	316,7
20	77 D. AEGERTER	Yamaha YZF R1	316,7
21	66 T. SYKES	Kawasaki ZX-10RR	314,0
22	51 E. GRANADO	Honda CBR1000 RR-R	314,0

SEG. 1

1	7 I. LECUONA	21.589
2	65 J. REA	21.619
3	55 A. LOCATELLI	21.653
4	22 A. LOWES	21.665
5	1 A. BAUTISTA	21.693
6	54 T. RAZGATLIOGLU	21.705
7	60 M. VAN DER MARK	21.778
8	47 A. BASSANI	21.829
9	87 R. GARDNER	21.849
10	21 M. RINALDI	21.870
11	5 P. OETTL	21.892
12	97 X. VIERGE	21.892
13	77 D. AEGERTER	21.899
14	45 S. REDDING	21.912
15	9 D. PETRUCCI	21.952
16	34 L. BALDASSARRI	21.960
17	31 G. GERLOFF	21.981
18	76 L. BAZ	22.006
19	66 T. SYKES	22.261
20	52 D. KONIG	22.311
21	35 H. SYHRIN	22.368
22	51 E. GRANADO	22.432

SEG. 2

1	21 M. RINALDI	26.524
2	54 T. RAZGATLIOGLU	26.527
3	5 P. OETTL	26.544
4	55 A. LOCATELLI	26.556
5	60 M. VAN DER MARK	26.577
6	1 A. BAUTISTA	26.594
7	65 J. REA	26.601
8	9 D. PETRUCCI	26.642
9	87 R. GARDNER	26.646
10	7 I. LECUONA	26.686
11	97 X. VIERGE	26.741
12	34 L. BALDASSARRI	26.760
13	76 L. BAZ	26.765
14	77 D. AEGERTER	26.779
15	47 A. BASSANI	26.823
16	45 S. REDDING	26.824
17	31 G. GERLOFF	26.853
18	22 A. LOWES	26.857
19	52 D. KONIG	27.039
20	66 T. SYKES	27.114
21	35 H. SYHRIN	27.461
22	51 E. GRANADO	27.712

SEG. 3

1	1 A. BAUTISTA	17.142
2	55 A. LOCATELLI	17.256
3	22 A. LOWES	17.373
4	21 M. RINALDI	17.400
5	7 I. LECUONA	17.404
6	87 R. GARDNER	17.444
7	65 J. REA	17.448
8	5 P. OETTL	17.474
9	77 D. AEGERTER	17.509
10	60 M. VAN DER MARK	17.512
11	47 A. BASSANI	17.526
12	45 S. REDDING	17.531
13	54 T. RAZGATLIOGLU	17.568
14	9 D. PETRUCCI	17.636
15	31 G. GERLOFF	17.656
16	66 T. SYKES	17.666
17	52 D. KONIG	17.673
18	34 L. BALDASSARRI	17.685
19	97 X. VIERGE	17.692
20	76 L. BAZ	17.703
21	35 H. SYHRIN	18.020
22	51 E. GRANADO	18.148

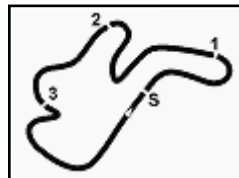
SEG. 4

1	22 A. LOWES	25.300
2	1 A. BAUTISTA	25.310
3	7 I. LECUONA	25.331
4	55 A. LOCATELLI	25.418
5	65 J. REA	25.419
6	5 P. OETTL	25.430
7	47 A. BASSANI	25.446
8	60 M. VAN DER MARK	25.505
9	21 M. RINALDI	25.554
10	97 X. VIERGE	25.556
11	87 R. GARDNER	25.566
12	54 T. RAZGATLIOGLU	25.567
13	9 D. PETRUCCI	25.586
14	34 L. BALDASSARRI	25.590
15	77 D. AEGERTER	25.590
16	45 S. REDDING	25.600
17	76 L. BAZ	25.685
18	52 D. KONIG	25.696
19	31 G. GERLOFF	25.703
20	66 T. SYKES	25.965
21	35 H. SYHRIN	26.032
22	51 E. GRANADO	26.221

24/02/2023

These data/results cannot be reproduced, stored and/or transmitted in whole or in part by any manner of electronic, mechanical, photocopying, recording, broadcasting or otherwise now known or herein after developed without the previous express consent by the copyright owner, except for reproduction in daily press and regular printed publications on sale to the public within 60 days of the event related to those data/results and always provided that copyright symbol appears together as follows below.

© DORNA WSBK ORGANIZATION Srl 2023



Phillip Island 4.445 m

Grand Ridge Australian Round, 24-26 February 2023

Ideal Times Free Practice 1st Session

No.	Rider	Nat	Bike	Seg. 1	Seg. 2	Seg. 3	Seg. 4	Ideal Time		
				Diff. 1	Diff. 2	Diff. 3	Diff. 4	Best Lap	Pos.	Diff.
1	1 A. BAUTISTA	ESP	Ducati Panigale V4R	21.693 +0.098	26.594 +0.111	17.142 +0.079	25.310 +0.005	1'30.739 1'31.032	1	0.293
2	55 A. LOCATELLI	ITA	Yamaha YZF R1	21.653 +0.085	26.556 +0.101	17.256	25.418	1'30.883 1'31.069	2	0.186
3	7 I. LECUONA	ESP	Honda CBR1000 RR-R	21.589 +0.119	26.686	17.404	25.331	1'31.010 1'31.129	3	0.119
4	65 J. REA	GBR	Kawasaki ZX-10RR	21.619 +0.113	26.601 +0.031	17.448 +0.038	25.419 +0.035	1'31.087 1'31.304	4	0.217
5	22 A. LOWES	GBR	Kawasaki ZX-10RR	21.665	26.857 +0.125	17.373	25.300 +0.139	1'31.195 1'31.459	7	0.264
6	5 P. OETTL	GER	Ducati Panigale V4R	21.892	26.544 +0.070	17.474 +0.026	25.430 +0.177	1'31.340 1'31.613	9	0.273
7	21 M. RINALDI	ITA	Ducati Panigale V4R	21.870	26.524	17.400 +0.053	25.554	1'31.348 1'31.401	5	0.053
8	54 T. RAZGATLIOGLU	TUR	Yamaha YZF R1	21.705	26.527 +0.193	17.568	25.567	1'31.367 1'31.560	8	0.193
9	60 M. VAN DER MARK	NED	BMW M1000 RR	21.778	26.577	17.512	25.505 +0.038	1'31.372 1'31.410	6	0.038
10	87 R. GARDNER	AUS	Yamaha YZF R1	21.849	26.646	17.444 +0.017	25.566 +0.133	1'31.505 1'31.655	10	0.150
11	47 A. BASSANI	ITA	Ducati Panigale V4R	21.829	26.823 +0.095	17.526 +0.197	25.446 +0.064	1'31.624 1'31.980	14	0.356
12	77 D. AEGERTER	SUI	Yamaha YZF R1	21.899 +0.013	26.779	17.509	25.590 +0.065	1'31.777 1'31.855	11	0.078
13	9 D. PETRUCCI	ITA	Ducati Panigale V4R	21.952 +0.020	26.642 +0.203	17.636 +0.019	25.586 +0.046	1'31.816 1'32.104	16	0.288
14	45 S. REDDING	GBR	BMW M1000 RR	21.912	26.824 +0.098	17.531	25.600	1'31.867 1'31.965	12	0.098
15	97 X. VIERGE	ESP	Honda CBR1000 RR-R	21.892	26.741 +0.035	17.692 +0.009	25.556 +0.047	1'31.881 1'31.972	13	0.091
16	34 L. BALDASSARRI	ITA	Yamaha YZF R1	21.960 +0.014	26.760	17.685	25.590 +0.068	1'31.995 1'32.077	15	0.082
17	76 L. BAZ	FRA	BMW M1000 RR	22.006 +0.126	26.765 +0.114	17.703 +0.019	25.685	1'32.159 1'32.418	17	0.259
18	31 G. GERLOFF	USA	BMW M1000 RR	21.981 +0.045	26.853 +0.044	17.656 +0.168	25.703 +0.207	1'32.193 1'32.657	18	0.464
19	52 O. KONIG	CZE	Kawasaki ZX-10RR	22.311 +0.046	27.039 +0.021	17.673	25.696	1'32.719 1'32.786	19	0.067
20	66 T. SYKES	GBR	Kawasaki ZX-10RR	22.261 +0.009	27.114	17.666	25.965	1'33.006 1'33.015	20	0.009
21	35 H. SYHRIN	MAS	Honda CBR1000 RR-R	22.368	27.461	18.020	26.032	1'33.881 1'33.881	21	
22	51 E. GRANADO	BRA	Honda CBR1000 RR-R	22.432 +0.173	27.712	18.148 +0.040	26.221 +0.053	1'34.513 1'34.779	22	0.266
Overall Ideal Time				21.589	26.524	17.142	25.300	1'30.555		

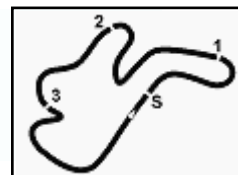
24/02/2023

These data/results cannot be reproduced, stored and/or transmitted in whole or in part by any manner of electronic, mechanical, photocopying, recording, broadcasting or otherwise now known or herein after developed without the previous express consent by the copyright owner, except for reproduction in daily press and regular printed publications on sale to the public within 60 days of the event related to those data/results and always provided that copyright symbol appears together as follows below.

© DORNA WSBK ORGANIZATION Srl 2023

FIGR PERUGIA TIMING





1° 1 A. BAUTISTA [1'31.032]							
Lap	Seg1	Seg2	Seg3	Seg4	Lap Time	km/h	Local Time
1							11:30'16.521
2	41.437	29.393	18.264	3'51.272	5'20.366P		11:35'36.887
3	32.557	27.183	17.628	25.666	1'43.034P		11:37'19.921
4	21.897	26.768	17.311	25.378	1'31.354	317,6	11:38'51.275
5	21.754	26.859	17.233	25.310	1'31.156	322,4	11:40'22.431
6	21.791	26.705	17.221	25.315	1'31.032	323,4	11:41'53.463
7	21.720	26.760	17.738	25.402	1'31.620	323,4	11:43'25.083
8	21.799	26.680	17.198	25.413	1'31.090	323,4	11:44'56.173
9	21.693	26.693	17.142	25.586	1'31.114	321,4	11:46'27.287
10	21.871	26.809	17.252	25.479	1'31.411	319,5	11:47'58.698
11	21.799	26.806	17.332	25.785	1'31.722	322,4	11:49'30.420
12	22.847	28.260	18.556	8'06.068	9'15.731P	305,9	11:58'46.151
13	35.215	27.029	18.143	25.677	1'46.064P		12:00'32.215
14	21.922	26.645	17.245	25.470	1'31.282	319,5	12:02'03.497
15	21.753	26.594	17.232	25.495	1'31.074	322,4	12:03'34.571
16	21.946	26.765	17.251	25.714	1'31.676	321,4	12:05'06.247
17	21.948	26.954	17.414	25.679	1'31.995	320,5	12:06'38.242
18	21.918	26.754	17.390	25.762	1'31.824	323,4	12:08'10.066
19	21.923	26.953	17.493	25.754	1'32.123	322,4	12:09'42.189
20	23.742	30.817	18.022	26.068	1'38.649	317,6	12:11'20.838
21	21.949	26.909	17.492	25.774	1'32.124	321,4	12:12'52.962
22	22.115	27.514	17.769	26.109	1'33.507	321,4	12:14'26.469
23	22.083	27.144	17.717	26.262	1'33.206	319,5	12:15'59.675

10	34.308	27.730	17.881	25.806	1'45.725P		11:53'16.836
11	21.934	26.920	17.636	25.680	1'32.170	319,5	11:54'49.006
12	21.889	27.007	17.605	25.658	1'32.159	317,6	11:56'21.165
13	22.652	27.163	17.696	25.806	1'33.317	320,5	11:57'54.482
14	22.194	27.126	18.341	26.647	1'34.308	318,6	11:59'28.790
15	22.064	27.230	18.131	7'37.391	8'44.816P	320,5	12:08'13.606
16	33.107	27.227	17.813	25.452	1'43.599P		12:09'57.205
17	21.742	34.871	17.839	26.000	1'40.452	320,5	12:11'37.657

4° 65 J. REA [1'31.304]							
Lap	Seg1	Seg2	Seg3	Seg4	Lap Time	km/h	Local Time
1							11:30'03.533
2	31.929	27.126	17.710	25.433	1'42.198P		11:31'45.731
3	21.694	26.632	17.594	25.507	1'31.427	319,5	11:33'17.158
4	21.619	26.713	17.633	25.527	1'31.492	320,5	11:34'48.650
5	22.422	27.648	17.691	25.874	1'33.635	320,5	11:36'22.285
6	21.906	26.623	17.512	25.419	1'31.460	320,5	11:37'53.745
7	22.085	27.625	18.106	26.018	1'33.834	326,3	11:39'27.579
8	21.732	26.632	17.486	25.454	1'31.304	319,5	11:40'58.883
9	21.670	26.676	17.592	25.585	1'31.523	322,4	11:42'30.406
10	24.001	27.731	18.277	15'51.250	17'01.259P	319,5	11:59'31.665
11	34.454	26.999	17.737	25.943	1'45.133P		12:01'16.798
12	21.710	26.601	17.448	25.561	1'31.320	322,4	12:02'48.118
13	24.602	28.115	17.751	26.750	1'37.218	319,5	12:04'25.336
14	21.767	26.670	17.594	25.678	1'31.709	320,5	12:05'57.045
15	21.907	26.879	20.577	30.466	1'39.829	318,6	12:07'36.874
16	21.814	26.713	17.630	25.750	1'31.907	320,5	12:09'08.781
17	21.818	26.893	17.568	25.761	1'32.040	322,4	12:10'40.821
18	21.841	26.873	17.624	27.441	1'33.779	323,4	12:12'14.600
19	21.876	27.084	17.724	26.077	1'32.761	322,4	12:13'47.361
20	21.992	27.061	17.868	26.307	1'33.228	318,6	12:15'20.589

2° 55 A. LOCATELLI [1'31.069]							
Lap	Seg1	Seg2	Seg3	Seg4	Lap Time	km/h	Local Time
1							11:30'31.807
2	34.317	28.697	17.909	25.517	1'46.440P		11:32'18.247
3	21.872	27.030	17.319	25.546	1'31.767	319,5	11:33'50.014
4	21.883	26.999	17.381	25.428	1'31.691	318,6	11:35'21.705
5	21.653	26.843	17.431	25.434	1'31.361	320,5	11:36'53.066
6	22.015	26.729	17.541	25.998	1'32.283	319,5	11:38'25.349
7	22.003	26.717	17.416	25.683	1'31.819	317,6	11:39'57.168
8	21.914	26.845	17.543	25.524	1'31.826	319,5	11:41'28.994
9	21.883	27.150	17.739	6'37.429	7'44.201P	318,6	11:49'13.195
10	35.322	28.378	21.612	28.601	1'53.913P		11:51'07.108
11	22.074	26.787	17.507	25.863	1'32.231	315,8	11:52'39.339
12	21.848	26.651	17.421	25.539	1'31.459	316,7	11:54'10.798
13	21.772	26.676	17.519	4'07.315	5'13.282P	316,7	11:59'24.080
14	34.914	27.191	17.866	33.773	1'53.744P		12:01'17.824
15	22.200	27.183	17.726	25.686	1'32.795	314,0	12:02'50.619
16	21.738	26.657	17.256	25.418	1'31.069	318,6	12:04'21.688
17	21.784	26.611	17.304	25.531	1'31.230	320,5	12:05'52.918
18	21.866	26.556	17.368	25.499	1'31.289	318,6	12:07'24.207
19	21.807	26.566	17.382	25.534	1'31.289	317,6	12:08'55.496
20	21.800	26.875	17.404	25.508	1'31.587	317,6	12:10'27.083
21	21.803	26.769	17.539	25.588	1'31.699	319,5	12:11'58.782
22	21.809	26.639	17.403	25.498	1'31.349	316,7	12:13'30.131
23	21.806	26.939	17.811	25.778	1'32.334	318,6	12:15'02.465

5° 21 M. RINALDI [1'31.401]							
Lap	Seg1	Seg2	Seg3	Seg4	Lap Time	km/h	Local Time
1							11:30'09.260
2	33.243	28.640	17.968	3'14.085	4'33.936P		11:34'43.196
3	35.554	27.205	17.520	33.067	1'53.346P		11:36'36.542
4	21.961	26.780	17.400	25.560	1'31.701	318,6	11:38'08.243
5	21.969	26.670	17.462	25.710	1'31.811	318,6	11:39'40.054
6	21.947	26.619	17.540	25.578	1'31.684	317,6	11:41'11.738
7	22.225	31.526	18.342	25.852	1'37.945	315,8	11:42'49.683
8	22.989	27.254	18.222	25.964	1'34.429	319,5	11:44'24.112
9	22.022	26.723	17.663	25.699	1'32.107	319,5	11:45'56.219
10	23.623	30.346	19.775	9'12.128	10'25.872P	318,6	11:56'22.091
11	38.076	27.529	17.948	25.791	1'49.344P		11:58'11.435
12	21.920	26.650	17.744	25.665	1'31.979	315,8	11:59'43.414
13	22.067	26.841	17.606	25.732	1'32.246	317,6	12:01'15.660
14	21.953	26.805	17.539	3'56.666	5'02.963P	318,6	12:06'18.623
15	38.110	27.219	17.561	26.393	1'49.283P		12:08'07.906
16	21.870	26.524	17.453	25.554	1'31.401	317,6	12:09'39.307
17	26.873	28.284	17.628	26.131	1'38.916	317,6	12:11'18.223
18	21.937	26.534	17.673	25.638	1'31.782	315,8	12:12'50.005
19	22.046	31.165	18.262	33.617	1'45.090	317,6	12:14'35.095
20	21.997	26.634	17.498	25.609	1'31.738	319,5	12:16'06.833

3° 71 L. LECUONA [1'31.129]							
Lap	Seg1	Seg2	Seg3	Seg4	Lap Time	km/h	Local Time
1							11:30'03.899
2	32.306	27.480	17.607	25.468	1'42.861P		11:31'46.760
3	21.708	26.686	17.404	25.331	1'31.129	322,4	11:33'17.889
4	21.589	26.819	17.547	25.390	1'31.345	322,4	11:34'49.234
5	21.959	27.062	17.662	25.675	1'32.358	324,3	11:36'21.592
6	21.979	26.889	17.559	25.583	1'32.010	317,6	11:37'53.602
7	21.912	27.044	17.650	25.675	1'32.281	319,5	11:39'25.883
8	21.902	26.872	17.638	25.843	1'32.255	318,6	11:40'58.138
9	21.991	27.484	17.997	9'25.501	10'32.973P	317,6	11:51'31.111

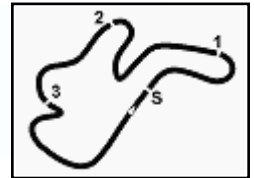
6° 60 M. VAN DER MARK [1'31.410]							
Lap	Seg1	Seg2	Seg3	Seg4	Lap Time	km/h	Local Time
1							11:30'16.402
2	39.241	29.664	18.183	29.471	1'56.559P		11:32'12.961
3	22.155	29.696	18.123	25.745	1'35.719	319,5	11:33'48.680
4	22.016	26.704	17.578	25.713	1'32.011	320,5	11:35'20.691
5	21.992	26.788	17.553	25.699	1'32.032	318,6	11:36'52.723
6	22.268	27.131	17.592	25.791	1'32.782	321,4	11:38'25.505

24/02/2023

P = Pits In/Dut - C = Lap Time Cancelled

These data/results cannot be reproduced, stored and/or transmitted in whole or in part by any manner of electronic, mechanical, photocopying, recording, broadcasting or otherwise now known or herein after developed without the previous express consent by the copyright owner, except for reproduction in daily press and regular printed publications on sale to the public within 60 days of the event related to those data/results and always provided that copyright symbol appears together as follows below.

© DORNA WSBK ORGANIZATION Srl 2023



Phillip Island 4.445 m

2 / 4

7	22.203	26.866	17.634	25.841	1'32.544	323,4	11:39'58.049	2	33.686	28.302	18.659	3'39.365	5'00.012P	11:35'08.125	
8	23.700	27.023	17.617	25.821	1'34.161	323,4	11:41'32.210	3	36.169	27.123	17.677	25.430	1'46.399P	11:36'54.524	
9	22.113	27.677	19.855	9'22.273	10'31.918P	323,4	11:52'04.128	4	21.892	26.614	17.500	25.607	1'31.613	317,6	11:38'26.137
10	34.243	27.135	17.792	25.783	1'44.953P		11:53'49.081	5	22.264	27.562	17.712	25.602	1'33.140	323,4	11:39'59.277
11	22.061	26.805	17.679	25.661	1'32.206	320,5	11:55'21.287	6	22.165	26.544	17.519	25.584	1'31.812	320,5	11:41'31.089
12	21.958	26.795	17.616	25.748	1'32.117	319,5	11:56'53.404	7	21.948	26.724	17.541	25.688	1'31.901	320,5	11:43'02.990
13	22.181	1'01.162	21.011	7'11.738	8'56.092P	320,5	12:05'49.496	8	21.974	26.690	17.474	25.643	1'31.781	320,5	11:44'34.771
14	35.220	27.330	17.616	25.505	1'45.671P		12:07'35.167	9	21.991	27.132	17.551	25.703	1'32.377	321,4	11:46'07.148
15	21.778	26.577	17.512	25.543	1'31.410	321,4	12:09'06.577	10	22.005	26.604	17.627	25.759	1'31.995	315,8	11:47'39.143
16	21.806	26.781	17.655	25.521	1'31.763	323,4	12:10'38.340	11	22.107	26.551	17.603	25.773	1'32.034	314,0	11:49'11.177
17	22.084	26.893	17.634	25.700	1'32.311	323,4	12:12'10.651	12	22.303	26.854	17.691	25.747	1'32.595	313,0	11:50'43.772
18	21.981	26.840	17.567	25.711	1'32.099	323,4	12:13'42.750	13	30.141	27.897	18.161	11'07.520	12'23.719P	308,6	12:03'07.491
19	22.036	27.010	17.639	25.763	1'32.448	327,3	12:15'15.198	14	34.981	27.154	17.598	25.811	1'45.544P		12:04'53.035

7° 22 A. LOWES (1'31.459)

Lap	Seg.1	Seg.2	Seg.3	Seg.4	Lap Time	km/h	Local Time
1							11:30'10.542
2	49.664	30.254	17.900	26.319	2'04.137P		11:32'14.679
3	21.746	27.227	17.507	25.300	1'31.780	323,4	11:33'46.459
4	21.665	26.982	17.373	25.439	1'31.459	321,4	11:35'17.918
5	21.827	28.118	17.469	25.649	1'33.063	324,3	11:36'50.981
6	21.784	26.942	17.574	25.695	1'31.995	322,4	11:38'22.976
7	27.814	28.603	17.851	25.899	1'40.167	322,4	11:40'03.143
8	21.808	27.156	17.485	25.634	1'32.083	321,4	11:41'35.226
9	21.740	26.901	17.601	25.743	1'31.985	319,5	11:43'07.211
10	21.937	26.857	17.572	25.725	1'32.091	321,4	11:44'39.302
11	21.735	26.879	17.528	25.806	1'31.948	321,4	11:46'11.250
12	21.852	26.908	17.746	10'30.727	11'37.233P	320,5	11:57'48.483
13	38.510	30.065	18.019	26.007	1'52.601P		11:59'41.084
14	21.959	26.921	17.536	25.858	1'32.274	318,6	12:01'13.358
15	21.840	26.941	17.642	25.848	1'32.271	320,5	12:02'45.629
16	21.828	26.901	17.594	25.998	1'32.321	319,5	12:04'17.950
17	22.021	26.993	17.749	25.987	1'32.750	320,5	12:05'50.700
18	29.779	34.369	17.940	26.208	1'48.296	317,6	12:07'38.996
19	22.005	27.019	17.797	25.922	1'32.743	321,4	12:09'11.739
20	22.272	27.472	18.461	26.356	1'34.561	320,5	12:10'46.300
21	22.177	27.327	17.853	2'38.043	3'45.400P	319,5	12:14'31.700
22	33.113	27.427	18.025	26.270	1'44.835P		12:16'16.535

10° 87 R. GARDNER (1'31.655)

Lap	Seg.1	Seg.2	Seg.3	Seg.4	Lap Time	km/h	Local Time
1							11:30'06.431
2	35.231	28.268	18.425	28.366	1'50.290P		11:31'56.721
3	22.291	27.171	17.612	25.732	1'32.806	316,7	11:33'29.527
4	21.913	26.810	17.444	25.566	1'31.733	316,7	11:35'01.260
5	21.849	26.646	17.461	25.699	1'31.655	315,8	11:36'32.915
6	23.791	29.302	23.462	34.285	1'50.840	314,0	11:38'23.755
7	22.144	26.913	17.579	25.717	1'32.353	316,7	11:39'56.108
8	22.000	26.837	17.531	25.645	1'32.013	316,7	11:41'28.121
9	21.874	26.809	17.491	25.698	1'31.872	314,9	11:42'59.993
10	27.457	30.067	19.001	11'07.369	12'23.894P	314,9	11:55'23.887
11	35.836	31.272	18.388	26.894	1'52.390P		11:57'16.277
12	44.918	32.160	20.585	26.814	2'04.477	313,0	11:59'20.754
13	22.136	27.285	17.647	26.129	1'33.197	314,9	12:00'53.951
14	22.016	26.964	17.619	25.985	1'32.584	314,9	12:02'26.535
15	22.281	27.575	18.437	4'06.428	5'14.721P	313,0	12:07'41.256
16	33.629	27.873	18.438	30.456	1'50.396P		12:09'31.652
17	22.245	27.073	17.743	25.930	1'32.991	317,6	12:11'04.643
18	22.183	27.337	19.888	26.315	1'35.723	316,7	12:12'40.366
19	22.145	27.093	17.689	25.991	1'32.918	316,7	12:14'13.284
20	22.251	27.186	17.719	25.996	1'33.152	317,6	12:15'46.436

8° 54 T. RAZGATLIOGLU (1'31.560)

Lap	Seg.1	Seg.2	Seg.3	Seg.4	Lap Time	km/h	Local Time
1							11:30'07.453
2	33.312	28.158	18.280	25.956	1'45.706P		11:31'53.159
3	23.050	27.369	18.208	25.976	1'34.603	316,7	11:33'27.762
4	21.744	26.665	17.597	25.626	1'31.632	317,6	11:34'59.394
5	21.705	26.720	17.568	25.567	1'31.560	318,6	11:36'30.954
6	22.228	28.252	17.573	25.862	1'33.915	320,5	11:38'04.869
7	22.765	27.583	20.126	25.736	1'36.210	316,7	11:39'41.079
8	21.850	26.868	17.666	25.839	1'32.223	318,6	11:41'13.302
9	22.040	27.333	18.702	25.797	1'33.872	316,7	11:42'47.174
10	21.948	26.662	17.731	25.757	1'32.098	314,9	11:44'19.272
11	21.951	26.768	17.682	25.861	1'32.262	317,6	11:45'51.534
12	22.949	29.463	18.516	10'46.258	11'57.186P	315,8	11:57'48.720
13	34.562	27.233	17.763	25.875	1'45.433P		11:59'34.153
14	22.049	26.841	17.710	25.712	1'32.312	316,7	12:01'06.465
15	22.815	33.269	20.106	26.019	1'42.209	317,6	12:02'48.674
16	23.286	28.072	17.643	8'04.676	9'13.677P	317,6	12:12'02.351
17	34.347	27.328	17.914	26.307	1'45.896P		12:13'48.247
18	21.818	26.527	17.749	25.780	1'31.874	317,6	12:15'20.121

11° 77 D. AEGERTER (1'31.855)

Lap	Seg.1	Seg.2	Seg.3	Seg.4	Lap Time	km/h	Local Time
1							11:30'21.149
2	37.533	29.618	17.994	26.656	1'51.801P		11:32'12.950
3	22.386	27.017	17.726	25.590	1'32.719	307,7	11:33'45.669
4	21.912	26.779	17.509	25.655	1'31.855	314,0	11:35'17.524
5	21.899	26.968	17.614	25.896	1'32.377	314,9	11:36'49.901
6	22.375	27.184	17.614	26.053	1'33.226	313,0	11:38'23.127
7	22.184	27.026	17.664	25.875	1'32.749	316,7	11:39'55.876
8	22.025	27.289	17.584	25.790	1'32.688	314,9	11:41'28.564
9	22.008	27.028	17.666	25.919	1'32.621	315,8	11:43'01.185
10	22.077	27.304	17.612	26.016	1'33.009	314,0	11:44'34.194
11	22.131	27.793	17.802	25.931	1'33.657	314,0	11:46'07.851
12	22.058	27.003	17.654	26.092	1'32.807	314,9	11:47'40.658
13	22.219	27.256	17.696	25.910	1'33.081	314,9	11:49'13.739
14	23.786	33.580	19.612	10'20.177	11'37.155P	314,9	12:00'50.894
15	36.348	41.268	18.577	2'02.777P			12:02'53.671
16	22.401	27.238	17.810	25.969	1'33.418	313,0	12:04'27.089
17	22.207	27.255	17.751	25.935	1'33.148	315,8	12:06'00.237

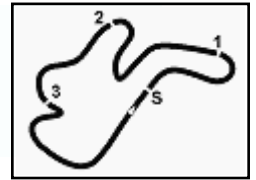
9° 5 P. OETTL (1'31.613)

Lap	Seg.1	Seg.2	Seg.3	Seg.4	Lap Time	km/h	Local Time
1							11:30'08.113

24/02/2023 P = Pits In/Out - C = Lap Time Cancelled

These data/results cannot be reproduced, stored and/or transmitted in whole or in part by any manner of electronic, mechanical, photocopying, recording, broadcasting or otherwise now known or herein after developed without the previous express consent by the copyright owner, except for reproduction in daily press and regular printed publications on sale to the public within 60 days of the event related to those data/results and always provided that copyright symbol appears together as follows below.

© DORNA WSBK ORGANIZATION Srl 2023



Phillip Island 4.445 m

3 / 4

Grand Ridge Australian Round, 24-26 February 2023

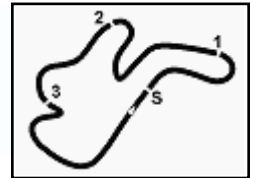
Chronological Analysis Free Practice 1st Session

18	22.365	27.234	17.663	25.839	1'33.101	312,1	12:07'33.338	7	24.393	29.067	18.050	26.404	1'37.914	322,4	11:40'12.056
19	22.393	27.217	17.773	25.859	1'33.242	315,8	12:09'06.580	8	22.197	27.230	17.747	25.724	1'32.898	323,4	11:41'44.954
20	22.256	27.304	17.681	25.896	1'33.137	314,9	12:10'39.717	9	22.302	27.048	17.774	25.807	1'32.931	322,4	11:43'17.885
21	22.201	27.338	17.729	26.179	1'33.447	315,8	12:12'13.164	10	24.076	28.989	18.639	10'19.520	11'31.224P	319,5	11:54'49.109
22	23.924	27.863	20.230	26.954	1'38.971	314,9	12:13'52.135	11	33.865	28.142	18.071	25.915	1'45.993P		11:56'35.102
23	22.179	27.380	17.847	26.426	1'33.832	314,9	12:15'25.967	12	21.829	26.918	17.723	25.510	1'31.980	322,4	11:58'07.082
12° 45 S. REDDING [1'31.965]															
Lap	Seg1	Seg2	Seg3	Seg4	Lap Time	km/h	Local Time	Lap	Seg1	Seg2	Seg3	Seg4	Lap Time	km/h	Local Time
1							11:30'08.065	16	25.506	32.239	18.582	27.137	1'43.464	320,5	12:04'27.428
2	32.959	28.099	18.317	25.815	1'45.190P		11:31'53.255	17	22.284	27.264	17.733	25.706	1'32.987	319,5	12:06'00.415
3	23.158	27.332	18.292	25.986	1'34.768	312,1	11:33'28.023	18	22.415	27.259	17.768	25.601	1'33.043	312,1	12:07'33.458
4	21.912	26.922	17.531	25.600	1'31.965	325,3	11:34'59.988	19	22.012	26.923	17.712	25.591	1'32.238	327,3	12:09'05.696
5	21.994	26.926	17.645	26.929	1'33.494	325,3	11:36'33.482	20	21.979	26.920	17.816	25.603	1'32.318	321,4	12:10'38.014
6	22.131	27.120	17.821	28.782	1'35.854	321,4	11:38'09.336	21	22.147	26.823	17.612	25.446	1'32.028	322,4	12:12'10.042
7	22.169	26.824	17.741	25.827	1'32.561	321,4	11:39'41.897	22	22.095	26.958	17.745	25.734	1'32.532	322,4	12:13'42.574
8	27.810	29.559	18.240	7'07.218	8'22.827P	323,4	11:48'04.724	23	21.984	27.009	17.687	25.857	1'32.537	324,3	12:15'15.111
9	32.733	27.674	18.048	26.156	1'44.611P		11:49'49.335	15° 34 L. BALDASSARRI [1'32.077]							
10	22.178	27.041	17.760	25.854	1'32.833	319,5	11:51'22.168	Lap	Seg1	Seg2	Seg3	Seg4	Lap Time	km/h	Local Time
11	22.200	27.015	17.812	25.857	1'32.884	320,5	11:52'55.052	1							11:30'04.014
12	22.213	27.013	17.799	26.033	1'33.058	320,5	11:54'28.110	2	33.137	28.234	18.597	26.127	1'46.095P		11:31'50.109
13	25.394	27.056	17.722	26.450	1'36.622	319,5	11:56'04.732	3	22.127	26.946	17.758	25.690	1'32.421	314,0	11:33'22.530
14	22.144	26.886	17.763	25.892	1'32.685	320,5	11:57'37.417	4	22.045	27.189	17.776	25.673	1'32.683	318,6	11:34'55.213
15	23.865	30.952	20.023	7'43.948	8'58.788P	319,5	12:06'36.205	5	22.087	27.270	17.898	25.864	1'33.119	318,6	11:36'28.332
16	36.685	29.602	18.180	26.147	1'50.614P		12:08'26.819	6	22.525	27.499	18.182	30.051	1'40.257	312,1	11:38'08.589
17	22.319	27.095	17.787	26.124	1'33.325	319,5	12:10'00.144	7	21.974	26.760	17.685	25.658	1'32.077	316,7	11:39'40.666
18	23.376	27.623	18.333	29.316	1'38.648	320,5	12:11'38.792	8	21.978	26.919	17.743	25.789	1'32.429	311,2	11:41'13.095
19	22.271	27.063	17.900	26.186	1'33.420	319,5	12:13'12.212	9	22.090	27.035	19.768	25.800	1'34.693	310,3	11:42'47.788
20	22.382	39.791	18.760	28.096	1'49.029	316,7	12:15'01.241	10	22.032	26.865	17.761	25.665	1'32.323	314,0	11:44'20.111
13° 97 X. VIERGE [1'31.972]															
Lap	Seg1	Seg2	Seg3	Seg4	Lap Time	km/h	Local Time	Lap	Seg1	Seg2	Seg3	Seg4	Lap Time	km/h	Local Time
1							11:30'13.214	11	21.960	26.801	17.690	25.910	1'32.361	318,6	11:45'52.472
2	44.877	29.673	18.031	49.742	2'22.323P		11:32'35.537	12	22.237	27.301	18.291	21'03.925	22'11.754P	314,0	12:08'04.226
3	39.433	27.434	17.908	25.584	1'50.359P		11:34'25.896	13	34.830	28.162	18.574	26.578	1'48.144P		12:09'52.370
4	23.605	27.350	17.735	25.556	1'34.246	327,3	11:36'00.142	14	22.228	26.970	18.285	26.675	1'34.158	309,5	12:11'26.528
5	22.044	27.095	17.839	25.731	1'32.709	323,4	11:37'32.851	15	22.174	27.000	17.913	26.012	1'33.099	309,5	12:12'59.627
6	22.358	27.330	17.800	25.880	1'33.368	323,4	11:39'06.219	16	22.292	27.084	17.952	26.233	1'33.561	308,6	12:14'33.188
7	22.230	27.067	17.860	25.887	1'33.044	323,4	11:40'39.263	17	22.256	27.101	17.887	26.112	1'33.356	309,5	12:16'06.544
8	22.109	27.033	17.692	25.715	1'32.549	323,4	11:42'11.812	16° 9 D. PETRUCCI [1'32.104]							
9	22.199	30.659	17.969	25.705	1'36.532	323,4	11:43'48.344	Lap	Seg1	Seg2	Seg3	Seg4	Lap Time	km/h	Local Time
10	22.215	26.988	17.720	9'40.537	10'47.460P	324,3	11:54'35.804	1							11:30'05.612
11	39.538	27.668	17.936	25.902	1'51.044P		11:56'26.848	2	33.795	28.197	18.661	2'51.796	4'12.449P		11:34'18.061
12	22.120	27.246	17.880	25.917	1'33.163	320,5	11:58'00.011	3	34.264	27.392	17.776	25.603	1'45.035P		11:36'03.096
13	22.189	27.089	17.770	25.737	1'32.785	323,4	11:59'32.796	4	21.952	26.987	17.636	25.586	1'32.161	316,7	11:37'35.257
14	22.186	27.020	17.874	25.870	1'32.950	322,4	12:01'05.746	5	21.972	26.845	17.655	25.632	1'32.104	319,5	11:39'07.361
15	22.131	27.112	17.798	25.853	1'32.894	322,4	12:02'38.640	6	25.194	29.985	23.940	32.735	1'51.854	321,4	11:40'59.215
16	22.147	26.960	17.886	25.847	1'32.840	324,3	12:04'11.480	7	22.197	26.642	17.697	25.714	1'32.250	323,4	11:42'31.465
17	22.427	27.543	18.029	2'59.229	4'07.228P	323,4	12:08'18.708	8	22.060	26.980	17.674	25.589	1'32.303	321,4	11:44'03.768
18	31.926	27.244	17.782	25.586	1'42.538P		12:10'01.246	9	22.081	29.476	19.853	9'47.374	10'58.784P	320,5	11:55'02.552
19	21.892	26.776	17.701	25.603	1'31.972	328,3	12:11'33.218	10	35.834	28.569	20.473	26.278	1'51.154P		11:56'53.706
20	21.940	26.753	17.737	25.574	1'32.004	323,4	12:13'05.222	11	22.031	27.432	18.050	26.081	1'33.594C	323,4	11:58'27.300
21	21.918	26.741	17.722	25.675	1'32.056	324,3	12:14'37.278	12	22.171	26.896	17.701	25.824	1'32.592	316,7	11:59'59.892
22	22.034	27.132	18.029	25.945	1'33.140	326,3	12:16'10.418	13	22.094	28.617	18.620	26.446	1'35.777	314,9	12:01'35.669
14° 47 A. BASSANI [1'31.980]															
Lap	Seg1	Seg2	Seg3	Seg4	Lap Time	km/h	Local Time	Lap	Seg1	Seg2	Seg3	Seg4	Lap Time	km/h	Local Time
1							11:30'16.242	14	22.130	26.907	17.802	25.747	1'32.586	317,6	12:03'08.255
2	38.445	30.154	18.230	27.143	1'53.972P		11:32'10.214	15	22.148	26.999	17.779	25.922	1'32.848	319,5	12:04'41.103
3	30.260	28.565	17.957	28.115	1'44.897	319,5	11:33'55.111	16	23.737	32.393	22.275	26.447	1'44.852	318,6	12:06'25.955
4	22.469	27.923	17.950	25.802	1'34.144	305,9	11:35'29.255	17	22.177	26.870	17.654	25.802	1'32.503	322,4	12:07'58.458
5	22.094	27.056	17.672	25.630	1'32.452	312,1	11:37'01.707	18	22.073	26.868	17.730	25.801	1'32.472	322,4	12:09'30.930
6	22.011	26.974	17.639	25.811	1'32.435	321,4	11:38'34.142	19	22.433	27.809	17.920	25.896	1'34.058	322,4	12:11'04.988

24/02/2023 P = Pits In/Dut - C = Lap Time Cancelled

These data/results cannot be reproduced, stored and/or transmitted in whole or in part by any manner of electronic, mechanical, photocopying, recording, broadcasting or otherwise now known or herein after developed without the previous express consent by the copyright owner, except for reproduction in daily press and regular printed publications on sale to the public within 60 days of the event related to those data/results and always provided that copyright symbol appears together as follows below.

© DORNA WSBK ORGANIZATION Srl 2023



Phillip Island 4.445 m

17° 76 L. BAZ [1'32.418]							
Lap	Seg1	Seg2	Seg3	Seg4	Lap Time	km/h	Local Time
1							11:30'05.537
2	32.904	27.374	18.211	25.846	1'44.335P		11:31'49.872
3	22.006	27.013	17.752	25.710	1'32.481	319,5	11:33'22.353
4	22.121	26.970	17.763	25.701	1'32.555	317,6	11:34'54.908
5	22.286	29.479	17.871	25.970	1'35.606	320,5	11:36'30.514
6	22.161	29.090	19.398	7'54.828	9'05.477P	318,6	11:45'35.991
7	34.137	29.055	18.521	26.197	1'47.910P		11:47'23.901
8	22.132	26.879	17.722	25.685	1'32.418	315,8	11:48'56.319
9	22.273	26.812	17.708	25.934	1'32.727	318,6	11:50'29.046
10	22.256	27.477	19.169	5'49.265	6'58.167P	318,6	11:57'27.213
11	32.913	26.818	17.703	25.724	1'43.158P		11:59'10.371
12	22.650	26.765	17.788	25.857	1'33.060	319,5	12:00'43.431
13	22.141	26.819	17.711	25.921	1'32.592	317,6	12:02'16.023
14	23.799	28.543	18.575	5'12.564	6'23.481P	317,6	12:08'39.504
15	36.373	29.522	17.854	26.185	1'49.934P		12:10'29.438
16	22.211	26.772	17.745	25.954	1'32.682	318,6	12:12'02.120
17	23.565	30.703	17.901	26.097	1'38.266	317,6	12:13'40.386
18	22.086	27.052	17.913	26.363	1'33.414	320,5	12:15'13.800

17	23.776	28.357	18.205	4'07.827	5'18.165P	311,2	12:11'46.145
18	39.994	30.579	18.287	28.213	1'57.073P		12:13'43.218
19	22.357	27.060	17.673	25.696	1'32.786	320,5	12:15'16.004

20° 66 T. SYKES [1'33.015]							
Lap	Seg1	Seg2	Seg3	Seg4	Lap Time	km/h	Local Time
1							11:44'12.856
2	36.547	29.010	18.074	27.234	1'50.865P		11:46'03.721
3	23.155	30.848	18.258	26.216	1'38.477	308,6	11:47'42.198
4	23.602	28.110	17.986	26.061	1'35.759	309,5	11:49'17.957
5	22.631	27.365	17.874	26.340	1'34.210	311,2	11:50'52.167
6	23.225	28.279	18.025	26.780	1'36.309	309,5	11:52'28.476
7	22.376	27.222	17.840	26.048	1'33.486	313,0	11:54'01.962
8	22.452	27.783	18.190	15'42.693	16'51.118P	310,3	12:10'53.080
9	35.986	27.968	18.164	26.654	1'48.772P		12:12'41.852
10	22.270	27.114	17.666	25.965	1'33.015	314,0	12:14'14.867
11	22.261	27.208	17.834	25.985	1'33.288	305,1	12:15'48.155

21° 35 H. SYAHRIN [1'33.881]							
Lap	Seg1	Seg2	Seg3	Seg4	Lap Time	km/h	Local Time
1							11:30'14.331
2	42.534	29.712	19.118	27.235	1'58.599P		11:32'12.930
3	22.969	28.047	18.140	32.362	1'41.518	304,2	11:33'54.448
4	22.859	29.228	18.493	26.108	1'36.688	316,7	11:35'31.136
5	22.513	27.671	18.088	26.054	1'34.326	315,8	11:37'05.462
6	22.553	27.770	18.164	26.118	1'34.605	314,9	11:38'40.067
7	23.951	29.716	19.855	7'30.676	8'44.198P	308,6	11:47'24.265
8	41.808	28.951	18.519	26.855	1'56.133P		11:49'20.398
9	22.810	27.939	18.339	26.426	1'35.514	313,0	11:50'55.912
10	22.817	27.944	18.371	26.384	1'35.516	315,8	11:52'31.428
11	22.672	27.915	18.325	26.420	1'35.332	314,9	11:54'06.760
12	26.353	30.040	18.660	8'20.862	9'35.915P	316,7	12:03'42.675
13	37.858	28.773	18.590	26.565	1'51.786P		12:05'34.461
14	22.564	27.558	18.158	26.158	1'34.438	312,1	12:07'08.899
15	22.556	27.496	18.173	26.196	1'34.421	314,0	12:08'43.320
16	22.368	27.461	18.020	26.032	1'33.881	313,0	12:10'17.201
17	23.340	28.625	18.368	26.440	1'36.773	315,8	12:11'53.974
18	22.536	27.580	18.142	26.230	1'34.488	309,5	12:13'28.462
19	22.469	27.596	18.144	26.245	1'34.454	315,8	12:15'02.916

22° 51 E. GRANADO [1'34.779]							
Lap	Seg1	Seg2	Seg3	Seg4	Lap Time	km/h	Local Time
1							11:30'09.771
2	37.096	29.345	18.830	28.609	1'53.880P		11:32'03.651
3	23.181	28.158	18.475	26.221	1'36.035	305,9	11:33'39.686
4	22.532	27.956	18.148	26.227	1'34.863	313,0	11:35'14.549
5	22.432	28.191	18.287	26.417	1'35.327	311,2	11:36'49.876
6	22.719	27.862	18.207	26.666	1'35.454	303,4	11:38'25.330
7	22.672	27.906	18.453	26.386	1'35.417	311,2	11:40'00.747
8	30.397	34.748	18.686	26.569	1'50.400	310,3	11:41'51.147
9	22.740	27.982	18.408	26.511	1'35.641	311,2	11:43'26.788
10	23.046	28.001	18.547	12'23.878	13'33.472P	311,2	11:57'00.260
11	42.294	29.443	18.507	26.952	1'57.196CP		11:58'57.456
12	22.840	27.935	18.217	26.572	1'35.564	308,6	12:00'33.020
13	22.609	27.861	18.255	26.681	1'35.406	314,0	12:02'08.426
14	22.600	27.731	18.516	26.552	1'35.399	310,3	12:03'43.825
15	22.796	27.749	18.483	26.649	1'35.677	310,3	12:05'19.502
16	23.264	28.640	18.396	27.045	1'37.345	308,6	12:06'56.847
17	22.855	27.888	20.100	4'47.942	5'58.785P	314,0	12:12'55.632
18	42.171	28.711	18.661	26.566	1'56.109P		12:14'51.741
19	22.605	27.712	18.188	26.274	1'34.779	312,1	12:16'26.520

18° 31 G. GERLOFF [1'32.657]							
Lap	Seg1	Seg2	Seg3	Seg4	Lap Time	km/h	Local Time
1							11:30'35.895
2	32.940	28.094	18.105	25.889	1'45.028P		11:32'20.923
3	22.158	27.386	17.826	26.734	1'34.104	324,3	11:33'55.027
4	22.438	27.929	17.887	25.907	1'34.161	320,5	11:35'29.188
5	22.066	27.565	17.708	25.859	1'33.198	324,3	11:37'02.386
6	22.128	27.006	17.784	25.930	1'32.848	324,3	11:38'35.234
7	22.176	26.889	17.727	25.883	1'32.675	325,3	11:40'07.909
8	22.181	32.491	18.308	6'46.607	7'59.587P	324,3	11:48'07.496
9	33.431	27.552	18.250	25.979	1'45.212P		11:49'52.708
10	22.113	27.096	17.802	25.703	1'32.714	325,3	11:51'25.422
11	22.175	27.013	17.672	26.250	1'33.110	326,3	11:52'58.532
12	22.026	26.897	17.824	25.910	1'32.657	326,3	11:54'31.189
13	21.981	26.853	17.885	26.312	1'33.031	325,3	11:56'04.220
14	21.999	26.959	17.802	25.998	1'32.758	324,3	11:57'36.978
15	22.212	27.045	17.656	25.922	1'32.835	323,4	11:59'09.813
16	23.100	30.235	18.247	6'50.947	8'02.529P	325,3	12:07'12.342
17	36.207	27.270	17.877	26.211	1'47.565P		12:08'59.907
18	22.330	27.054	17.822	25.931	1'33.137	327,3	12:10'33.044
19	22.239	26.944	17.831	26.099	1'33.113	325,3	12:12'06.157
20	22.273	27.272	17.860	26.042	1'33.447	328,3	12:13'39.604
21	23.813	27.277	17.894	26.069	1'35.053	326,3	12:15'14.657

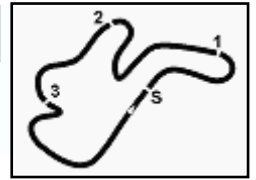
19° 52 O. KONIG [1'32.786]							
Lap	Seg1	Seg2	Seg3	Seg4	Lap Time	km/h	Local Time
1							11:30'13.374
2	44.364	31.076	18.234	26.432	2'00.106P		11:32'13.480
3	22.805	28.148	18.301	33.535	1'42.789	311,2	11:33'56.269
4	22.419	27.522	17.933	25.847	1'33.721	314,0	11:35'29.990
5	22.311	27.387	17.902	26.004	1'33.604	313,0	11:37'03.594
6	22.338	27.417	18.008	26.021	1'33.784	310,3	11:38'37.378
7	22.561	27.322	20.370	27.003	1'37.256	309,5	11:40'14.634
8	22.532	27.788	18.864	12'07.133	13'16.317P	310,3	11:53'30.951
9	38.272	30.503	18.191	26.168	1'53.134P		11:55'24.085
10	22.542	27.215	18.035	26.160	1'33.952	309,5	11:56'58.037
11	22.544	27.480	18.123	26.278	1'34.425C	311,2	11:58'32.462
12	22.685	27.053	17.949	26.053	1'33.740	305,9	12:00'06.202
13	22.626	27.185	17.942	25.976	1'33.729	306,8	12:01'39.931
14	22.485	27.039	17.853	26.941	1'34.318	308,6	12:03'14.249
15	22.397	27.152	17.910	25.990	1'33.449	310,3	12:04'47.698
16	26.357	29.843	18.067	26.015	1'40.282	310,3	12:06'27.980

24/02/2023

P = Pits In/Out - C = Lap Time Cancelled

These data/results cannot be reproduced, stored and/or transmitted in whole or in part by any manner of electronic, mechanical, photocopying, recording, broadcasting or otherwise now known or herein after developed without the previous express consent by the copyright owner, except for reproduction in daily press and regular printed publications on sale to the public within 60 days of the event related to those data/results and always provided that copyright symbol appears together as follows below.

© DORNA WSBK ORGANIZATION Srl 2023



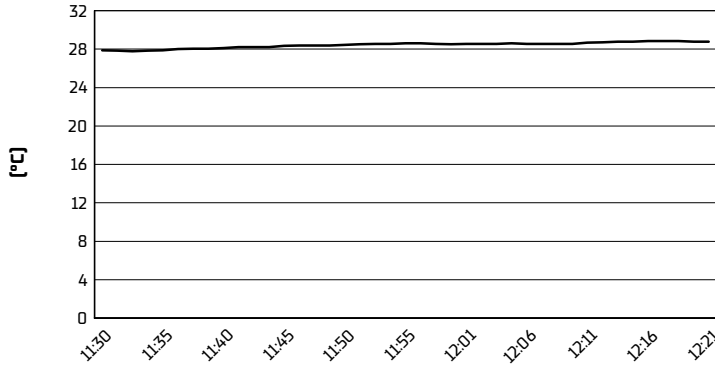
Phillip Island 4.445 m

Grand Ridge Australian Round, 24-26 February 2023

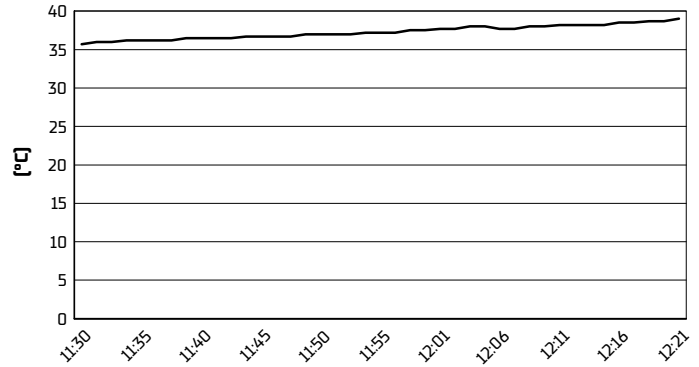
Weather Report Free Practice 1st Session

Session started 11:30 - Session ended 12:22

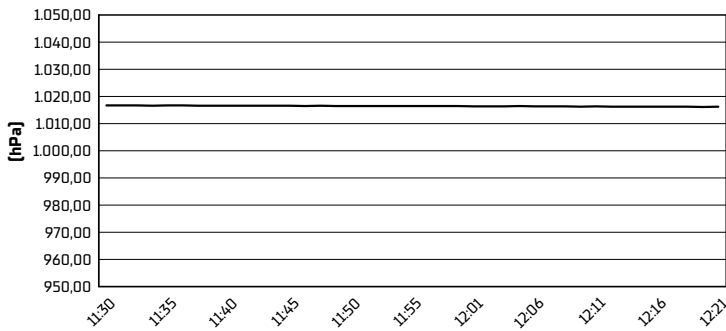
Air Temperature



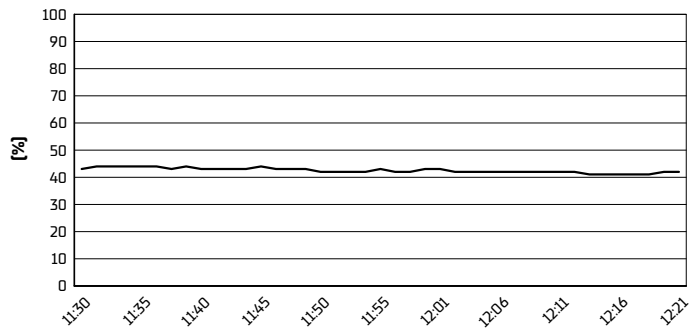
Track Temperature



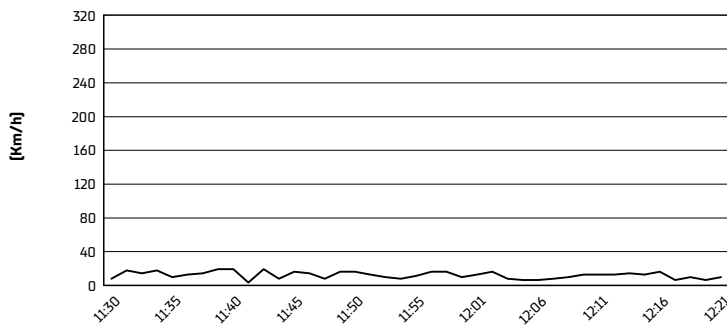
Air Pressure



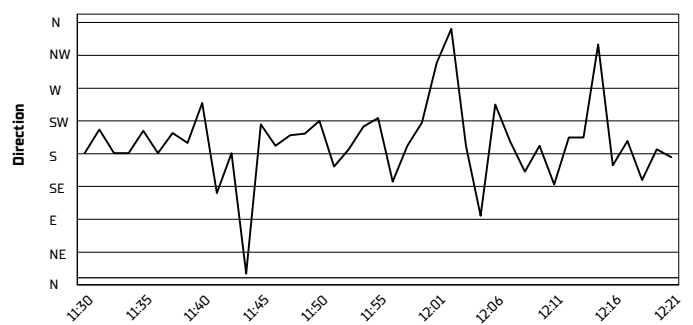
Humidity



Wind Speed



Wind Direction



24/02/2023

These data/results cannot be reproduced, stored and/or transmitted in whole or in part by any manner of electronic, mechanical, photocopying, recording, broadcasting or otherwise now known or herein after developed without the previous express consent by the copyright owner, except for reproduction in daily press and regular printed publications on sale to the public within 60 days of the event related to those data/results and always provided that copyright symbol appears together as follows below.

© DORNA WSBK ORGANIZATION Srl 2023