

## Grand Ridge Australian Round, 24-26 February 2023

### Results Free Practice 2nd Session

No.	Rider	Nat	Team	Bike	Class	Time	Gap	Rel.	Laps	Speed	
										Avg	Max
1	<b>1</b> A. BAUTISTA	ESP	Aruba.it Racing - Ducati	Ducati Panigale V4R		<b>1'30.623</b>			23	176,578	<b>325,3</b>
2	<b>21</b> M. RINALDI	ITA	Aruba.it Racing - Ducati	Ducati Panigale V4R		<b>1'31.157</b>	0.534	0.534	16	175,543	<b>317,6</b>
3	<b>5</b> P. DETTL	GER	Team GoEleven	Ducati Panigale V4R	IND	<b>1'31.449</b>	0.826	0.292	21	174,983	<b>320,5</b>
4	<b>9</b> D. PETRUCCI	ITA	Barni Spark Racing Team	Ducati Panigale V4R	IND	<b>1'31.538</b>	0.915	0.089	21	174,813	<b>328,3</b>
5	<b>31</b> G. GERLOFF	USA	Bonovo Action BMW	BMW M1000 RR	IND	<b>1'31.714</b>	1.091	0.176	20	174,477	<b>328,3</b>
6	<b>77</b> D. AEGERTER	SUI	GYTR GRT Yamaha WorldSBK Team	Yamaha YZF R1	IND	<b>1'31.720</b>	1.097	0.006	21	174,466	<b>316,7</b>
7	<b>55</b> A. LOCATELLI	ITA	Pata Yamaha Prometeon WorldSBK	Yamaha YZF R1		<b>1'31.721</b>	1.098	0.001	14	174,464	<b>318,6</b>
8	<b>22</b> A. LOWES	GBR	Kawasaki Racing Team WorldSBK	Kawasaki ZX-10RR		<b>1'31.774</b>	1.151	0.053	22	174,363	<b>321,4</b>
9	<b>7</b> I. LECUONA	ESP	Team HRC	Honda CBR1000 RR-R		<b>1'31.800</b>	1.177	0.026	24	174,314	<b>321,4</b>
10	<b>87</b> R. GARDNER	AUS	GYTR GRT Yamaha WorldSBK Team	Yamaha YZF R1	IND	<b>1'31.836</b>	1.213	0.036	22	174,245	<b>316,7</b>
11	<b>34</b> L. BALDASSARRI	ITA	GMT94 Yamaha	Yamaha YZF R1	IND	<b>1'31.882</b>	1.259	0.046	24	174,158	<b>315,8</b>
12	<b>60</b> M. VAN DER MARK	NED	ROKIT BMW Motorrad WorldSBK Team	BMW M1000 RR		<b>1'31.891</b>	1.268	0.009	21	174,141	<b>323,4</b>
13	<b>54</b> T. RAZGATLIOGLU	TUR	Pata Yamaha Prometeon WorldSBK	Yamaha YZF R1		<b>1'32.115</b>	1.492	0.224	23	173,718	<b>318,6</b>
14	<b>65</b> J. REA	GBR	Kawasaki Racing Team WorldSBK	Kawasaki ZX-10RR		<b>1'32.144</b>	1.521	0.029	18	173,663	<b>322,4</b>
15	<b>97</b> X. VIERGE	ESP	Team HRC	Honda CBR1000 RR-R		<b>1'32.207</b>	1.584	0.063	21	173,544	<b>329,3</b>
16	<b>47</b> A. BASSANI	ITA	Motocorsa Racing	Ducati Panigale V4R	IND	<b>1'32.217</b>	1.594	0.010	18	173,525	<b>321,4</b>
17	<b>76</b> L. BAZ	FRA	Bonovo Action BMW	BMW M1000 RR	IND	<b>1'32.246</b>	1.623	0.029	21	173,471	<b>320,5</b>
18	<b>45</b> S. REDDING	GBR	ROKIT BMW Motorrad WorldSBK Team	BMW M1000 RR		<b>1'32.856</b>	2.233	0.610	7	172,331	<b>317,6</b>
19	<b>66</b> T. SYKES	GBR	Kawasaki Puccetti Racing	Kawasaki ZX-10RR	IND	<b>1'33.179</b>	2.556	0.323	20	171,734	<b>314,0</b>
20	<b>52</b> O. KONIG	CZE	Orelac Racing MOVISIO	Kawasaki ZX-10RR	IND	<b>1'33.289</b>	2.666	0.110	18	171,531	<b>314,9</b>
21	<b>35</b> H. SYHRIN	MAS	PETRONAS MIE Racing HONDA Team	Honda CBR1000 RR-R	IND	<b>1'33.713</b>	3.090	0.424	16	170,755	<b>320,5</b>
22	<b>51</b> E. GRANADO	BRA	PETRONAS MIE Racing HONDA Team	Honda CBR1000 RR-R	IND	<b>1'34.175</b>	3.552	0.462	7	169,918	<b>315,8</b>

Qualifying Lap Time (105% of 1'30.623): **1'35.155**

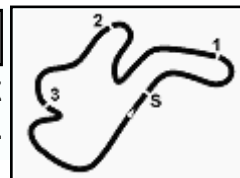
AIR	Humidity:	30%	Temp:	32°C
TRACK	Condition:	Dry	Temp:	47°C

Records	Pole	(SP)	2020 T.Sykes	1'29.230	179,330	Km/h
	Race	(SPRC)	2019 J.Rea	1'30.075	177,650	Km/h
	All Times	(SP)	2020 T.Sykes	1'29.230	179,330	Km/h

Start 16:00 End 16:47 The results are provisional until the end of the time limit for protests and appeals and the completion of the technical checks.

These data/results cannot be reproduced, stored and/or transmitted in whole or in part by any manner of electronic, mechanical, photocopying, recording, broadcasting or otherwise now known or herein after developed without the previous express consent by the copyright owner, except for reproduction in daily press and regular printed publications on sale to the public within 60 days of the event related to those data/results and always provided that copyright symbol appears together as follows below.

© DORNA WSBK ORGANIZATION Srl 2023



## Grand Ridge Australian Round, 24-26 February 2023

### Results Free Practice 2nd Session

#### Session Highlights

Local Time	No. Rider	Description
16.00.00		Start
16.00.02		WorldSBK Pit Intervention Time: 1min 3secs
16.02.51	54 T. RAZGATLIOGLU	RACELINK BAD GPS SIGNAL
16.23.01	54 T. RAZGATLIOGLU	RACELINK IS OK NOW
16.23.05	22 A. LOWES	On Asphalt - Re-Joined - Turn 10
16.27.29	51 E. GRANADO	Crashed - Turn 10
16.30.12	7 I. LECUONA	Lap Cancelled [1'32.734] - Yellow Flag - Turn 10
16.30.17	22 A. LOWES	Lap Cancelled [1'56.190] - Yellow Flag - Turn 10
16.30.22	76 L. BAZ	Lap Cancelled [1'33.552] - Yellow Flag - Turn 10
16.30.27	34 L. BALDASSARRI	Lap Cancelled [1'34.361] - Yellow Flag - Turn 10
16.33.58	21 M. RINALDI	Technical Problem - Pit Exit
16.35.10	97 X. VIERGE	RACELINK RF NOT WORKING PROPERLY
16.39.26	55 A. LOCATELLI	Crashed - Turn 10
16.40.22	55 A. LOCATELLI	Re-joined
16.42.30	54 T. RAZGATLIOGLU	Lap Cancelled [1'32.733] - Yellow Flag - Turn 10
16.42.35	9 D. PETRUCCI	Lap Cancelled [1'32.478] - Yellow Flag - Turn 10
16.42.40	97 X. VIERGE	Lap Cancelled [1'33.224] - Yellow Flag - Turn 10
16.42.45	45 S. REDDING	Lap Cancelled [1'51.682] - Yellow Flag - Turn 10
16.42.50	66 T. SYKES	Lap Cancelled [1'41.556] - Yellow Flag - Turn 10
16.42.55	47 A. BASSANI	Lap Cancelled [1'32.532] - Yellow Flag - Turn 10
16.43.00	60 M. VAN DER MARK	Lap Cancelled [1'32.277] - Yellow Flag - Turn 10
16.43.05	7 I. LECUONA	Lap Cancelled [1'32.484] - Yellow Flag - Turn 10
16.43.10	52 O. KONIG	Lap Cancelled [1'35.205] - Yellow Flag - Turn 10
16.43.15	77 D. AEGERTER	Lap Cancelled [1'31.928] - Yellow Flag - Turn 10
16.43.20	87 R. GARDNER	Lap Cancelled [1'33.662] - Yellow Flag - Turn 10
16.43.25	31 G. GERLOFF	Lap Cancelled [1'32.291] - Yellow Flag - Turn 10
16.43.30	65 J. REA	Lap Cancelled [1'35.410] - Yellow Flag - Turn 10
16.43.35	21 M. RINALDI	Lap Cancelled [1'49.195] - Yellow Flag - Turn 10
16.43.40	76 L. BAZ	Lap Cancelled [1'32.693] - Yellow Flag - Turn 10
16.43.45	35 H. SYAHRIN	Lap Cancelled [1'33.569] - Yellow Flag - Turn 10
16.47.06		End Of Session

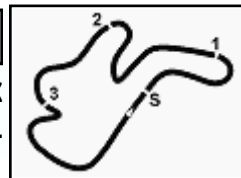
#### Fastest Laps Sequence

No.	Rider	Nat	Team	Bike	Local Time	Time	Gap	Avg
7	I. LECUONA	ESP	Team HRC	Honda CBR1000 RR-R	16:03'20.580	<b>1'32.010</b>		173,916
21	M. RINALDI	ITA	Aruba.it Racing - Ducati	Ducati Panigale V4R	16:03'51.729	<b>1'31.433</b>	-0.577	175,013
1	A. BAUTISTA	ESP	Aruba.it Racing - Ducati	Ducati Panigale V4R	16:04'27.526	<b>1'31.214</b>	-0.219	175,434
1	A. BAUTISTA	ESP	Aruba.it Racing - Ducati	Ducati Panigale V4R	16:05'58.453	<b>1'30.927</b>	-0.287	175,987
1	A. BAUTISTA	ESP	Aruba.it Racing - Ducati	Ducati Panigale V4R	16:36'27.338	<b>1'30.623</b>	-0.304	176,578

Start 16:00 End 16:47 The results are provisional until the end of the time limit for protests and appeals and the completion of the technical checks.

These data/results cannot be reproduced, stored and/or transmitted in whole or in part by any manner of electronic, mechanical, photocopying, recording, broadcasting or otherwise now known or herein after developed without the previous express consent by the copyright owner, except for reproduction in daily press and regular printed publications on sale to the public within 60 days of the event related to those data/results and always provided that copyright symbol appears together as follows below.

© DORNA WSBK ORGANIZATION Srl 2023



Phillip Island 4.445 m

## Grand Ridge Australian Round, 24-26 February 2023

### Free Practices Combined Results after FP2

No.	Rider	Nat	Team	Bike	Class	FP1	FP2	FP3	Time	Gap	Rel.	Avg	LL
1	<b>1 A. BAUTISTA</b>	ESP	Aruba.it Racing - Ducati	Ducati Panigale V4R		1'31.032	<b>1'30.623</b>		<b>1'30.623</b>			176,578	45
2	<b>55 A. LOCATELLI</b>	ITA	Pata Yamaha Prometeon WorldSBK	Yamaha YZF R1		<b>1'31.069</b>	1'31.721		<b>1'31.069</b>	0.446	0.446	175,713	36
3	<b>7 I. LECUONA</b>	ESP	Team HRC	Honda CBR1000 RR-R		<b>1'31.129</b>	1'31.800		<b>1'31.129</b>	0.506	0.060	175,597	40
4	<b>21 M. RINALDI</b>	ITA	Aruba.it Racing - Ducati	Ducati Panigale V4R		1'31.401	<b>1'31.157</b>		<b>1'31.157</b>	0.534	0.028	175,543	35
5	<b>65 J. REA</b>	GBR	Kawasaki Racing Team WorldSBK	Kawasaki ZX-10RR		<b>1'31.304</b>	1'32.144		<b>1'31.304</b>	0.681	0.147	175,261	37
6	<b>60 M. VAN DER MARK</b>	NED	ROKiT BMW Motorrad WorldSBK Team	BMW M1000 RR		<b>1'31.410</b>	1'31.891		<b>1'31.410</b>	0.787	0.106	175,057	39
7	<b>5 P. OETTL</b>	GER	Team GoEleven	Ducati Panigale V4R	IND	1'31.613	<b>1'31.449</b>		<b>1'31.449</b>	0.826	0.039	174,983	41
8	<b>22 A. LOWES</b>	GBR	Kawasaki Racing Team WorldSBK	Kawasaki ZX-10RR		<b>1'31.459</b>	1'31.774		<b>1'31.459</b>	0.836	0.010	174,964	43
9	<b>9 D. PETRUCCI</b>	ITA	Barni Spark Racing Team	Ducati Panigale V4R	IND	1'32.104	<b>1'31.538</b>		<b>1'31.538</b>	0.915	0.079	174,813	42
10	<b>54 T. RAZGATLIOGLU</b>	TUR	Pata Yamaha Prometeon WorldSBK	Yamaha YZF R1		<b>1'31.560</b>	1'32.115		<b>1'31.560</b>	0.937	0.022	174,771	40
11	<b>87 R. GARDNER</b>	AUS	GYTR GRT Yamaha WorldSBK Team	Yamaha YZF R1	IND	<b>1'31.655</b>	1'31.836		<b>1'31.655</b>	1.032	0.095	174,589	41
12	<b>31 G. GERLOFF</b>	USA	Bonovo Action BMW	BMW M1000 RR	IND	1'32.657	<b>1'31.714</b>		<b>1'31.714</b>	1.091	0.059	174,477	40
13	<b>77 D. AEGERTER</b>	SUI	GYTR GRT Yamaha WorldSBK Team	Yamaha YZF R1	IND	1'31.855	<b>1'31.720</b>		<b>1'31.720</b>	1.097	0.006	174,466	43
14	<b>34 L. BALDASSARRI</b>	ITA	GMT94 Yamaha	Yamaha YZF R1	IND	1'32.077	<b>1'31.882</b>		<b>1'31.882</b>	1.259	0.162	174,158	40
15	<b>45 S. REDDING</b>	GBR	ROKiT BMW Motorrad WorldSBK Team	BMW M1000 RR		<b>1'31.965</b>	1'32.856		<b>1'31.965</b>	1.342	0.083	174,001	26
16	<b>97 X. VIERGE</b>	ESP	Team HRC	Honda CBR1000 RR-R		<b>1'31.972</b>	1'32.207		<b>1'31.972</b>	1.349	0.007	173,988	42
17	<b>47 A. BASSANI</b>	ITA	Motocorsa Racing	Ducati Panigale V4R	IND	<b>1'31.980</b>	1'32.217		<b>1'31.980</b>	1.357	0.008	173,973	40
18	<b>76 L. BAZ</b>	FRA	Bonovo Action BMW	BMW M1000 RR	IND	1'32.418	<b>1'32.246</b>		<b>1'32.246</b>	1.623	0.266	173,471	38
19	<b>52 D. KONIG</b>	CZE	Orelac Racing MCVISID	Kawasaki ZX-10RR	IND	<b>1'32.786</b>	1'33.289		<b>1'32.786</b>	2.163	0.540	172,461	36
20	<b>66 T. SYKES</b>	GBR	Kawasaki Puccetti Racing	Kawasaki ZX-10RR	IND	<b>1'33.015</b>	1'33.179		<b>1'33.015</b>	2.392	0.229	172,037	30
21	<b>35 H. SYHRIN</b>	MAS	PETRONAS MIE Racing HONDA Team	Honda CBR1000 RR-R	IND	1'33.881	<b>1'33.713</b>		<b>1'33.713</b>	3.090	0.698	170,755	34
22	<b>51 E. GRANADO</b>	BRA	PETRONAS MIE Racing HONDA Team	Honda CBR1000 RR-R	IND	1'34.779	<b>1'34.175</b>		<b>1'34.175</b>	3.552	0.462	169,918	25

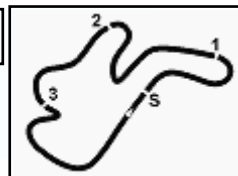
24/02/2023

These data/results cannot be reproduced, stored and/or transmitted in whole or in part by any manner of electronic, mechanical, photocopying, recording, broadcasting or otherwise now known or herein after developed without the previous express consent by the copyright owner, except for reproduction in daily press and regular printed publications on sale to the public within 60 days of the event related to those data/results and always provided that copyright symbol appears together as follows below.

© DORNA WSBK ORGANIZATION Srl 2023

FICR PERUGIA TIMING





## Grand Ridge Australian Round, 24-26 February 2023

### Best Sectors & Speed Free Practice 2nd Session

Phillip Island 4.445 m

#### BEST LAP

1	<b>1</b> A. BAUTISTA	Ducati Panigale V4R	1'30.623
2	<b>21</b> M. RINALDI	Ducati Panigale V4R	1'31.157
3	<b>5</b> P. OETTL	Ducati Panigale V4R	1'31.449
4	<b>9</b> D. PETRUCCI	Ducati Panigale V4R	1'31.538
5	<b>31</b> G. GERLOFF	BMW M1000 RR	1'31.714
6	<b>77</b> D. AEGERTER	Yamaha YZF R1	1'31.720
7	<b>55</b> A. LOCATELLI	Yamaha YZF R1	1'31.721
8	<b>22</b> A. LOWES	Kawasaki ZX-10RR	1'31.774
9	<b>7</b> I. LECUONA	Honda CBR1000 RR-R	1'31.800
10	<b>87</b> R. GARDNER	Yamaha YZF R1	1'31.836
11	<b>34</b> L. BALDASSARRI	Yamaha YZF R1	1'31.882
12	<b>60</b> M. VAN DER MARK	BMW M1000 RR	1'31.891
13	<b>54</b> T. RAZGATLIOGLU	Yamaha YZF R1	1'32.115
14	<b>65</b> J. REA	Kawasaki ZX-10RR	1'32.144
15	<b>97</b> X. VIERGE	Honda CBR1000 RR-R	1'32.207
16	<b>47</b> A. BASSANI	Ducati Panigale V4R	1'32.217
17	<b>76</b> L. BAZ	BMW M1000 RR	1'32.246
18	<b>45</b> S. REDDING	BMW M1000 RR	1'32.856
19	<b>66</b> T. SYKES	Kawasaki ZX-10RR	1'33.179
20	<b>52</b> D. KONIG	Kawasaki ZX-10RR	1'33.289
21	<b>35</b> H. SYHRIN	Honda CBR1000 RR-R	1'33.713
22	<b>51</b> E. GRANADO	Honda CBR1000 RR-R	1'34.175

#### SPEED

1	<b>97</b> X. VIERGE	Honda CBR1000 RR-R	329,3
2	<b>9</b> D. PETRUCCI	Ducati Panigale V4R	328,3
3	<b>31</b> G. GERLOFF	BMW M1000 RR	328,3
4	<b>1</b> A. BAUTISTA	Ducati Panigale V4R	325,3
5	<b>60</b> M. VAN DER MARK	BMW M1000 RR	323,4
6	<b>65</b> J. REA	Kawasaki ZX-10RR	322,4
7	<b>22</b> A. LOWES	Kawasaki ZX-10RR	321,4
8	<b>7</b> I. LECUONA	Honda CBR1000 RR-R	321,4
9	<b>47</b> A. BASSANI	Ducati Panigale V4R	321,4
10	<b>5</b> P. OETTL	Ducati Panigale V4R	320,5
11	<b>76</b> L. BAZ	BMW M1000 RR	320,5
12	<b>35</b> H. SYHRIN	Honda CBR1000 RR-R	320,5
13	<b>55</b> A. LOCATELLI	Yamaha YZF R1	318,6
14	<b>54</b> T. RAZGATLIOGLU	Yamaha YZF R1	318,6
15	<b>21</b> M. RINALDI	Ducati Panigale V4R	317,6
16	<b>45</b> S. REDDING	BMW M1000 RR	317,6
17	<b>87</b> R. GARDNER	Yamaha YZF R1	316,7
18	<b>77</b> D. AEGERTER	Yamaha YZF R1	316,7
19	<b>51</b> E. GRANADO	Honda CBR1000 RR-R	315,8
20	<b>34</b> L. BALDASSARRI	Yamaha YZF R1	315,8
21	<b>52</b> D. KONIG	Kawasaki ZX-10RR	314,9
22	<b>66</b> T. SYKES	Kawasaki ZX-10RR	314,0

#### SEG. 1

#### SEG. 2

#### SEG. 3

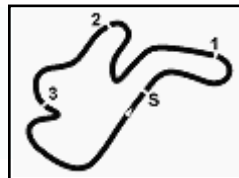
#### SEG. 4

1	<b>77</b> D. AEGERTER	21.574	1	<b>1</b> A. BAUTISTA	26.361	1	<b>1</b> A. BAUTISTA	17.038	1	<b>1</b> A. BAUTISTA	25.414
2	<b>1</b> A. BAUTISTA	21.630	2	<b>55</b> A. LOCATELLI	26.505	2	<b>55</b> A. LOCATELLI	17.320	2	<b>21</b> M. RINALDI	25.529
3	<b>55</b> A. LOCATELLI	21.730	3	<b>21</b> M. RINALDI	26.508	3	<b>21</b> M. RINALDI	17.334	3	<b>31</b> G. GERLOFF	25.529
4	<b>21</b> M. RINALDI	21.737	4	<b>5</b> P. OETTL	26.543	4	<b>5</b> P. OETTL	17.377	4	<b>7</b> I. LECUONA	25.613
5	<b>5</b> P. OETTL	21.777	5	<b>9</b> D. PETRUCCI	26.556	5	<b>31</b> G. GERLOFF	17.468	5	<b>9</b> D. PETRUCCI	25.636
6	<b>7</b> I. LECUONA	21.784	6	<b>54</b> T. RAZGATLIOGLU	26.568	6	<b>9</b> D. PETRUCCI	17.472	6	<b>5</b> P. OETTL	25.638
7	<b>87</b> R. GARDNER	21.810	7	<b>34</b> L. BALDASSARRI	26.644	7	<b>87</b> R. GARDNER	17.488	7	<b>34</b> L. BALDASSARRI	25.640
8	<b>22</b> A. LOWES	21.847	8	<b>76</b> L. BAZ	26.671	8	<b>77</b> D. AEGERTER	17.497	8	<b>77</b> D. AEGERTER	25.672
9	<b>65</b> J. REA	21.864	9	<b>87</b> R. GARDNER	26.671	9	<b>60</b> M. VAN DER MARK	17.498	9	<b>55</b> A. LOCATELLI	25.681
10	<b>9</b> D. PETRUCCI	21.874	10	<b>22</b> A. LOWES	26.673	10	<b>22</b> A. LOWES	17.520	10	<b>47</b> A. BASSANI	25.708
11	<b>34</b> L. BALDASSARRI	21.898	11	<b>60</b> M. VAN DER MARK	26.674	11	<b>7</b> I. LECUONA	17.543	11	<b>22</b> A. LOWES	25.734
12	<b>60</b> M. VAN DER MARK	21.900	12	<b>31</b> G. GERLOFF	26.693	12	<b>54</b> T. RAZGATLIOGLU	17.583	12	<b>97</b> X. VIERGE	25.748
13	<b>47</b> A. BASSANI	21.942	13	<b>7</b> I. LECUONA	26.714	13	<b>65</b> J. REA	17.611	13	<b>87</b> R. GARDNER	25.759
14	<b>31</b> G. GERLOFF	21.963	14	<b>97</b> X. VIERGE	26.765	14	<b>34</b> L. BALDASSARRI	17.612	14	<b>76</b> L. BAZ	25.763
15	<b>97</b> X. VIERGE	21.964	15	<b>65</b> J. REA	26.777	15	<b>47</b> A. BASSANI	17.644	15	<b>54</b> T. RAZGATLIOGLU	25.797
16	<b>54</b> T. RAZGATLIOGLU	21.975	16	<b>77</b> D. AEGERTER	26.784	16	<b>97</b> X. VIERGE	17.661	16	<b>65</b> J. REA	25.802
17	<b>76</b> L. BAZ	22.080	17	<b>47</b> A. BASSANI	26.854	17	<b>66</b> T. SYKES	17.695	17	<b>60</b> M. VAN DER MARK	25.807
18	<b>45</b> S. REDDING	22.132	18	<b>45</b> S. REDDING	26.965	18	<b>52</b> D. KONIG	17.719	18	<b>66</b> T. SYKES	25.969
19	<b>35</b> H. SYHRIN	22.311	19	<b>66</b> T. SYKES	27.092	19	<b>76</b> L. BAZ	17.732	19	<b>35</b> H. SYHRIN	25.982
20	<b>66</b> T. SYKES	22.318	20	<b>52</b> D. KONIG	27.118	20	<b>45</b> S. REDDING	17.765	20	<b>45</b> S. REDDING	25.994
21	<b>52</b> D. KONIG	22.389	21	<b>35</b> H. SYHRIN	27.333	21	<b>35</b> H. SYHRIN	17.903	21	<b>52</b> D. KONIG	26.001
22	<b>51</b> E. GRANADO	22.403	22	<b>51</b> E. GRANADO	27.417	22	<b>51</b> E. GRANADO	18.009	22	<b>51</b> E. GRANADO	26.252

24/02/2023

These data/results cannot be reproduced, stored and/or transmitted in whole or in part by any manner of electronic, mechanical, photocopying, recording, broadcasting or otherwise now known or herein after developed without the previous express consent by the copyright owner, except for reproduction in daily press and regular printed publications on sale to the public within 60 days of the event related to those data/results and always provided that copyright symbol appears together as follows below.

© DORNA WSBK ORGANIZATION Srl 2023



Phillip Island 4.445 m

## Grand Ridge Australian Round, 24-26 February 2023

### Ideal Times Free Practice 2nd Session

No.	Rider	Nat	Bike	Seg. 1 Diff. 1	Seg. 2 Diff. 2	Seg. 3 Diff. 3	Seg. 4 Diff. 4	Ideal Time Best Lap	Pos.	Diff.
1	<b>1 A. BAUTISTA</b>	ESP	Ducati Panigale V4R	21.630 +0.123	<b>26.361</b>	<b>17.038</b>	<b>25.414</b> +0.057	<b>1'30.443</b> 1'30.623	1	0.180
2	<b>21 M. RINALDI</b>	ITA	Ducati Panigale V4R	21.737 +0.018	26.508 +0.014	17.334	25.529 +0.017	<b>1'31.108</b> 1'31.157	2	0.049
3	<b>55 A. LOCATELLI</b>	ITA	Yamaha YZF R1	21.730 +0.177	26.505 +0.202	17.320 +0.106	25.681	<b>1'31.236</b> 1'31.721	7	0.485
4	<b>5 P. OETTL</b>	GER	Ducati Panigale V4R	21.777 +0.060	26.543 +0.054	17.377	25.638	<b>1'31.335</b> 1'31.449	3	0.114
5	<b>77 D. AEGERTER</b>	SUI	Yamaha YZF R1	<b>21.574</b>	26.784 +0.071	17.497 +0.005	25.672 +0.117	<b>1'31.527</b> 1'31.720	6	0.193
6	<b>9 D. PETRUCCI</b>	ITA	Ducati Panigale V4R	21.874	26.556	17.472	25.636	<b>1'31.538</b> 1'31.538	4	
7	<b>31 G. GERLOFF</b>	USA	BMW M1000 RR	21.963 +0.021	26.693 +0.040	17.468	25.529	<b>1'31.653</b> 1'31.714	5	0.061
8	<b>7 I. LECUONA</b>	ESP	Honda CBR1000 RR-R	21.784	26.714 +0.072	17.543 +0.049	25.613 +0.025	<b>1'31.654</b> 1'31.800	9	0.146
9	<b>87 R. GARDNER</b>	AUS	Yamaha YZF R1	21.810	26.671 +0.034	17.488	25.759 +0.074	<b>1'31.728</b> 1'31.836	10	0.108
10	<b>22 A. LOWES</b>	GBR	Kawasaki ZX-10RR	21.847	26.673	17.520	25.734	<b>1'31.774</b> 1'31.774	8	
11	<b>34 L. BALDASSARRI</b>	ITA	Yamaha YZF R1	21.898 +0.002	26.644 +0.008	17.612	25.640 +0.078	<b>1'31.794</b> 1'31.882	11	0.088
12	<b>60 M. VAN DER MARK</b>	NED	BMW M1000 RR	21.900	26.674	17.498	25.807 +0.012	<b>1'31.879</b> 1'31.891	12	0.012
13	<b>54 T. RAZGATLIOGLU</b>	TUR	Yamaha YZF R1	21.975	26.568	17.583 +0.149	25.797 +0.043	<b>1'31.923</b> 1'32.115	13	0.192
14	<b>65 J. REA</b>	GBR	Kawasaki ZX-10RR	21.864 +0.090	26.777	17.611	25.802	<b>1'32.054</b> 1'32.144	14	0.090
15	<b>97 X. VIERGE</b>	ESP	Honda CBR1000 RR-R	21.964 +0.069	26.765	17.661	25.748	<b>1'32.138</b> 1'32.207	15	0.069
16	<b>47 A. BASSANI</b>	ITA	Ducati Panigale V4R	21.942	26.854 +0.069	17.644	25.708	<b>1'32.148</b> 1'32.217	16	0.069
17	<b>76 L. BAZ</b>	FRA	BMW M1000 RR	22.080	26.671	17.732	25.763	<b>1'32.246</b> 1'32.246	17	
18	<b>45 S. REDDING</b>	GBR	BMW M1000 RR	22.132	26.965	17.765	25.994	<b>1'32.856</b> 1'32.856	18	
19	<b>66 T. SYKES</b>	GBR	Kawasaki ZX-10RR	22.318 +0.057	27.092 +0.044	17.695 +0.004	25.969	<b>1'33.074</b> 1'33.179	19	0.105
20	<b>52 D. KONIG</b>	CZE	Kawasaki ZX-10RR	22.389	27.118 +0.062	17.719	26.001	<b>1'33.227</b> 1'33.289	20	0.062
21	<b>35 H. SYHRIN</b>	MAS	Honda CBR1000 RR-R	22.311	27.333 +0.079	17.903 +0.105	25.982	<b>1'33.529</b> 1'33.713	21	0.184
22	<b>51 E. GRANADO</b>	BRA	Honda CBR1000 RR-R	22.403	27.417 +0.094	18.009	26.252	<b>1'34.081</b> 1'34.175	22	0.094
<b>Overall Ideal Time</b>				21.574	26.361	17.038	25.414	<b>1'30.387</b>		

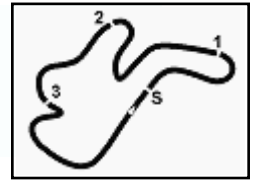
24/02/2023

These data/results cannot be reproduced, stored and/or transmitted in whole or in part by any manner of electronic, mechanical, photocopying, recording, broadcasting or otherwise now known or herein after developed without the previous express consent by the copyright owner, except for reproduction in daily press and regular printed publications on sale to the public within 60 days of the event related to those data/results and always provided that copyright symbol appears together as follows below.

© DORNA WSBK ORGANIZATION Srl 2023

FIGR PERUGIA TIMING





Phillip Island 4.445 m

## Grand Ridge Australian Round, 24-26 February 2023

### Chronological Analysis Free Practice 2nd Session

1 / 5

1° 1 A. BAUTISTA (1'30.623)							
Lap	Seg1	Seg2	Seg3	Seg4	Lap Time	km/h	Local Time
1							16:01'06.344
2	38.656	28.088	17.519	25.705	1'49.968P		16:02'56.312
3	22.016	26.581	17.203	<b>25.414</b>	1'31.214	316,7	16:04'27.526
4	21.713	26.463	17.242	25.509	1'30.927	319,5	16:05'58.453
5	21.932	26.697	17.480	25.717	1'31.826	319,5	16:07'30.279
6	21.955	26.832	17.357	25.602	1'31.746	319,5	16:09'02.025
7	21.902	26.754	17.455	25.641	1'31.752	318,6	16:10'33.777
8	21.961	26.761	17.430	25.649	1'31.801	322,4	16:12'05.578
9	21.888	26.741	17.401	25.696	1'31.726	319,5	16:13'37.304
10	21.874	26.678	17.365	25.745	1'31.662	318,6	16:15'08.966
11	21.936	26.761	17.451	25.771	1'31.919	319,5	16:16'40.885
12	21.789	26.744	17.351	25.656	1'31.540	319,5	16:18'12.425
13	21.756	26.768	17.600	25.711	1'31.835	319,5	16:19'44.260
14	21.880	26.647	17.306	25.716	1'31.549	318,6	16:21'15.809
15	21.884	26.758	17.429	25.682	1'31.753	320,5	16:22'47.562
16	24.565	28.253	17.801	9'16.267	10'26.886P	321,4	16:33'14.448
17	32.625	26.887	17.210	25.545	1'42.267P		16:34'56.715
18	21.753	<b>26.361</b>	<b>17.038</b>	25.471	<b>1'30.623</b>	317,6	16:36'27.338
19	21.775	26.614	17.285	25.477	1'31.151	321,4	16:37'58.489
20	22.140	26.589	17.331	25.548	1'31.608	321,4	16:39'30.097
21	<b>21.630</b>	26.528	17.256	25.515	1'30.929	322,4	16:41'01.026
22	21.895	27.339	17.456	25.645	1'32.335	<b>325,3</b>	16:42'33.361
23	21.875	26.723	17.338	25.792	1'31.728	321,4	16:44'05.089
24	21.757	26.739	17.302	25.743	1'31.541	319,5	16:45'36.630

2° 21 M. RINALDI (1'31.157)							
Lap	Seg1	Seg2	Seg3	Seg4	Lap Time	km/h	Local Time
1							16:00'36.185
2	32.957	27.627	17.681	25.846	1'44.111P		16:02'20.296
3	21.956	26.572	17.376	<b>25.529</b>	1'31.433	314,9	16:03'51.729
4	21.789	26.549	17.391	25.566	1'31.295	<b>317,6</b>	16:05'23.024
5	21.895	26.578	17.454	25.575	1'31.502	315,8	16:06'54.526
6	21.928	26.590	17.603	25.740	1'31.861	316,7	16:08'26.387
7	23.877	30.244	19.016	7'44.199	8'57.336P	312,1	16:17'23.723
8	33.426	30.181	18.057	25.952	1'47.616P		16:19'11.339
9	21.904	26.536	17.423	25.620	1'31.483	311,2	16:20'42.822
10	21.846	26.595	17.719	25.795	1'31.955	314,0	16:22'14.777
11	21.993	26.806	17.609	25.791	1'32.199	314,0	16:23'46.976
12	22.040	27.949	18.225	8'32.179	9'40.393P	314,9	16:33'27.369
13					5'18.414P		16:38'45.783
14	36.284	28.186	18.538	26.187	1'49.195CP		16:40'34.978
15	21.755	26.522	<b>17.334</b>	25.546	<b>1'31.157</b>	<b>317,6</b>	16:42'06.135
16	23.727	27.908	18.029	26.084	1'35.748	<b>317,6</b>	16:43'41.883
17	<b>21.737</b>	<b>26.508</b>	17.494	25.792	1'31.531	<b>317,6</b>	16:45'13.414

3° 5 P. OETTL (1'31.449)							
Lap	Seg1	Seg2	Seg3	Seg4	Lap Time	km/h	Local Time
1							16:01'07.712
2	37.444	28.169	17.569	25.700	1'48.882P		16:02'56.594
3	21.979	26.836	17.539	25.641	1'31.995	319,5	16:04'28.589
4	21.913	26.616	17.529	25.711	1'31.769	318,6	16:06'00.358
5	22.065	26.672	17.620	25.849	1'32.206	314,9	16:07'32.564
6	21.966	26.655	17.552	25.769	1'31.942	317,6	16:09'04.506
7	22.044	26.671	17.566	25.799	1'32.080	314,0	16:10'36.586
8	22.087	26.753	17.569	25.845	1'32.254	314,9	16:12'08.840
9	22.061	26.841	17.581	25.744	1'32.227	314,9	16:13'41.067
10	22.060	26.940	17.635	25.723	1'32.358	315,8	16:15'13.425
11	21.963	26.788	17.580	25.744	1'32.075	315,8	16:16'45.500
12	22.022	26.754	17.552	25.888	1'32.216	315,8	16:18'17.716
13	22.053	26.696	17.645	25.807	1'32.201	314,9	16:19'49.917
14	22.114	26.745	17.530	25.801	1'32.190	314,0	16:21'22.107

15	22.184	26.759	17.602	25.784	1'32.329	315,8	16:22'54.436
16	22.075	26.886	17.716	25.847	1'32.524	<b>320,5</b>	16:24'26.960
17	22.183	26.783	17.590	25.976	1'32.532	317,6	16:25'59.492
18	22.563	27.685	18.180	12'03.503	13'11.931P	314,9	16:39'11.423
19	43.999	27.634	17.878	26.469	1'55.980P		16:41'07.403
20	<b>21.777</b>	26.581	17.944	25.989	1'32.291	318,6	16:42'39.694
21	21.837	26.597	<b>17.377</b>	<b>25.638</b>	<b>1'31.449</b>	318,6	16:44'11.143
22	21.919	<b>26.543</b>	17.667	25.765	1'31.894	316,7	16:45'43.037

4° 9 D. PETRUCCI (1'31.538)							
Lap	Seg1	Seg2	Seg3	Seg4	Lap Time	km/h	Local Time
1							16:00'08.193
2	38.068	27.410	18.493	26.249	1'50.220P		16:01'58.413
3	22.066	26.865	17.657	26.168	1'32.756	<b>328,3</b>	16:03'31.169
4	22.068	26.989	17.877	27.628	1'34.562	326,3	16:05'05.731
5	22.049	26.992	17.772	25.753	1'32.566	326,3	16:06'38.297
6	22.125	26.698	17.745	25.806	1'32.374	318,6	16:08'10.671
7	22.119	26.934	17.806	25.925	1'32.784	314,9	16:09'43.455
8	23.963	33.995	18.241	26.039	1'42.238	316,7	16:11'25.693
9	22.132	26.870	17.609	25.801	1'32.412	321,4	16:12'58.105
10	23.566	31.537	18.245	7'05.841	8'19.189P	321,4	16:21'17.294
11	37.137	27.488	17.816	25.910	1'48.351P		16:23'05.645
12	22.079	26.803	17.579	25.757	1'32.218	315,8	16:24'37.863
13	22.138	26.843	17.694	25.824	1'32.499	316,7	16:26'10.362
14	23.077	29.694	19.617	5'57.770	7'10.158P	317,6	16:33'20.520
15	36.156	30.229	17.805	26.344	1'50.534P		16:35'11.054
16	<b>21.874</b>	<b>26.556</b>	<b>17.472</b>	<b>25.636</b>	<b>1'31.538</b>	318,6	16:36'42.592
17	22.032	26.743	17.629	25.675	1'32.079	314,9	16:38'14.671
18	21.994	26.773	17.751	25.960	1'32.478C	319,5	16:39'47.149
19	22.001	26.969	17.783	25.832	1'32.585	322,4	16:41'19.734
20	22.035	26.849	17.598	25.749	1'32.231	317,6	16:42'51.965
21	22.122	26.790	17.681	26.002	1'32.595	315,8	16:44'24.560
22	22.053	26.700	17.673	25.749	1'32.175	315,8	16:45'56.735

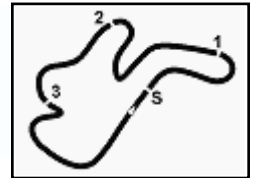
5° 31 G. GERLOFF (1'31.714)							
Lap	Seg1	Seg2	Seg3	Seg4	Lap Time	km/h	Local Time
1							16:00'10.261
2	36.089	27.590	18.323	26.205	1'48.207P		16:01'58.468
3	22.152	26.839	17.616	25.794	1'32.401	322,4	16:03'30.869
4	22.040	27.040	18.033	26.256	1'33.369	322,4	16:05'04.238
5	24.225	31.787	18.035	25.958	1'40.005	321,4	16:06'44.243
6	21.970	26.937	17.691	25.821	1'32.419	327,3	16:08'16.662
7	22.223	27.070	17.785	25.983	1'33.061	327,3	16:09'49.723
8	22.293	27.157	17.799	25.965	1'33.214	325,3	16:11'22.937
9	22.296	27.132	17.899	6'44.699	7'52.026P	322,4	16:19'14.963
10	34.365	27.957	18.110	28.942	1'49.374P		16:21'04.337
11	22.132	26.930	17.643	25.826	1'32.531	<b>328,3</b>	16:22'36.868
12	22.178	26.875	17.644	25.749	1'32.446	324,3	16:24'09.314
13	22.182	27.096	17.651	25.931	1'32.860	319,5	16:25'42.174
14	22.296	27.072	17.739	26.002	1'33.109	323,4	16:27'15.283
15	22.584	30.422	18.365	7'05.126	8'16.497P	323,4	16:35'31.780
16	36.863	28.194	18.254	31.129	1'54.440P		16:37'26.220
17	21.984	26.733	<b>17.468</b>	<b>25.529</b>	<b>1'31.714</b>	322,4	16:38'57.934
18	21.992	26.694	17.605	26.000	1'32.291C	<b>328,3</b>	16:40'30.225
19	<b>21.963</b>	<b>26.693</b>	17.621	25.877	1'32.154	324,3	16:42'02.379
20	22.097	26.896	17.657	25.915	1'32.565	322,4	16:43'34.944
21	22.207	27.041	17.738	25.966	1'32.952	323,4	16:45'07.896

6° 77 D. AEGERTER (1'31.720)							
Lap	Seg1	Seg2	Seg3	Seg4	Lap Time	km/h	Local Time
1							16:00'22.991
2	34.720	28.716	18.146	26.465	1'48.047P		16:02'11.038
3	21.993	26.878	17.510	25.690	1'32.071	312,1	16:03'43.109

24/02/2023 P = Pits In/Dut - C = Lap Time Cancelled

These data/results cannot be reproduced, stored and/or transmitted in whole or in part by any manner of electronic, mechanical, photocopying, recording, broadcasting or otherwise now known or herein after developed without the previous express consent by the copyright owner, except for reproduction in daily press and regular printed publications on sale to the public within 60 days of the event related to those data/results and always provided that copyright symbol appears together as follows below.

© DORNA WSBK ORGANIZATION Srl 2023



## Grand Ridge Australian Round, 24-26 February 2023

### Chronological Analysis Free Practice 2nd Session

Lap	Seg1	Seg2	Seg3	Seg4	Lap Time	km/h	Local Time
4	21.776	26.789	17.556	<b>25.672</b>	1'31.793	314,9	16:05'14.902
5	21.910	26.943	17.596	25.973	1'32.422	<b>316,7</b>	16:06'47.324
6	21.813	26.941	17.529	25.882	1'32.165	<b>316,7</b>	16:08'19.489
7	21.840	26.933	17.555	25.756	1'32.084	315,8	16:09'51.573
8	21.849	26.938	<b>17.497</b>	25.885	1'32.169	315,8	16:11'23.742
9	22.126	26.927	17.526	25.890	1'32.469	314,9	16:12'56.211
10	21.937	27.088	17.506	25.873	1'32.404	313,0	16:14'28.615
11	21.903	26.967	17.605	26.033	1'32.508	310,3	16:16'01.123
12	21.819	26.886	17.544	26.027	1'32.276	312,1	16:17'33.399
13	21.960	27.068	17.546	26.110	1'32.684	313,0	16:19'06.083
14	22.033	29.538	21.317	11'57.185	13'10.073P	311,2	16:32'16.156
15	39.137	35.726	19.517	27.477	2'01.857P		16:34'18.013
16	21.888	26.909	17.520	25.796	1'32.113	314,9	16:35'50.126
17	<b>21.574</b>	26.855	17.502	25.789	<b>1'31.720</b>	314,0	16:37'21.846
18	21.687	26.882	17.618	25.748	1'31.935	313,0	16:38'53.781
19	21.756	<b>26.784</b>	17.507	25.881	1'31.928C	314,9	16:40'25.709
20	21.742	26.879	17.502	25.840	1'31.963	315,8	16:41'57.672
21	21.815	34.875	17.856	25.679	1'40.225	314,0	16:43'37.897
22	21.758	26.867	17.662	25.806	1'32.093	<b>316,7</b>	16:45'09.990

9° 7 I. LECUONA [1'31.800]							
Lap	Seg1	Seg2	Seg3	Seg4	Lap Time	km/h	Local Time
1							16:00'02.922
2	33.154	28.039	18.301	26.154	1'45.648P		16:01'48.570
3	21.895	26.844	17.624	25.647	1'32.010	316,7	16:03'20.580
4	21.845	26.816	17.725	<b>25.613</b>	1'31.999	315,8	16:04'52.579
5	<b>21.784</b>	26.786	17.592	25.638	<b>1'31.800</b>	319,5	16:06'24.379
6	21.826	<b>26.714</b>	<b>17.543</b>	25.753	1'31.836	319,5	16:07'56.215
7	21.894	26.925	17.580	25.750	1'32.149	316,7	16:09'28.364
8	22.119	30.788	18.086	9'25.913	10'36.906P	317,6	16:20'05.270
9	34.449	28.609	18.213	26.171	1'47.442P		16:21'52.712
10	21.949	26.808	17.549	26.043	1'32.349	315,8	16:23'25.061
11	21.898	26.861	17.602	25.734	1'32.095	317,6	16:24'57.156
12	21.838	26.907	17.585	25.818	1'32.148	320,5	16:26'29.304
13	22.037	27.085	17.733	25.879	1'32.734C	319,5	16:28'02.038
14	22.003	27.039	17.698	25.804	1'32.544	315,8	16:29'34.582
15	21.989	26.965	17.664	25.897	1'32.515	315,8	16:31'07.097
16	21.942	26.919	17.638	25.762	1'32.261	318,6	16:32'39.358
17	22.001	26.917	17.652	25.727	1'32.297	319,5	16:34'11.655
18	21.941	26.988	17.676	25.836	1'32.441	317,6	16:35'44.096
19	21.985	26.947	17.629	25.723	1'32.284	317,6	16:37'16.380
20	21.932	26.955	17.761	25.784	1'32.432	318,6	16:38'48.812
21	21.907	27.031	17.735	25.811	1'32.484C	<b>321,4</b>	16:40'21.296
22	21.888	27.030	17.771	25.833	1'32.522	320,5	16:41'53.818
23	22.063	27.174	17.840	25.976	1'33.053	317,6	16:43'26.871
24	22.133	27.130	17.746	26.054	1'33.063	316,7	16:44'59.934
25	22.138	27.251	17.911	26.279	1'33.579	317,6	16:46'33.513

7° 55 A. LOCATELLI [1'31.721]							
Lap	Seg1	Seg2	Seg3	Seg4	Lap Time	km/h	Local Time
1							16:00'40.371
2	33.252	27.933	17.852	26.001	1'45.038P		16:02'25.409
3	22.028	27.011	17.525	25.802	1'32.366	314,9	16:03'57.775
4	22.125	26.856	17.465	25.721	1'32.167	314,9	16:05'29.942
5	22.241	26.846	17.523	25.802	1'32.412	314,9	16:07'02.354
6	22.042	26.744	17.556	25.764	1'32.106	<b>318,6</b>	16:08'34.460
7	22.070	27.020	17.604	25.943	1'32.637	316,7	16:10'07.097
8	22.171	27.020	17.743	26.008	1'32.942	316,7	16:11'40.039
9	22.352	27.129	17.737	26.108	1'33.326	314,9	16:13'13.365
10	22.274	27.160	17.709	6'38.587	7'45.730P	314,0	16:20'59.095
11	39.305	27.667	17.860	26.304	1'51.136P		16:22'50.231
12	21.954	27.066	17.499	25.940	1'32.459	315,8	16:24'22.690
13	21.907	26.707	17.426	<b>25.681</b>	<b>1'31.721</b>	316,7	16:25'54.411
14	23.211	28.162	17.862	9'14.111	10'23.346P	316,7	16:36'17.757
15	34.986	27.105	17.627	25.768	1'45.486P		16:38'03.243

10° 87 R. GARDNER [1'31.836]							
Lap	Seg1	Seg2	Seg3	Seg4	Lap Time	km/h	Local Time
1							16:00'09.732
2	38.540	28.357	18.125	<b>25.759</b>	1'50.781P		16:02'00.513
3	22.118	<b>26.671</b>	17.527	25.874	1'32.190	<b>316,7</b>	16:03'32.703
4	21.942	26.930	17.822	25.973	1'32.667	<b>316,7</b>	16:05'05.370
5	22.186	27.053	17.656	26.047	1'32.942	<b>316,7</b>	16:06'38.312
6	22.365	26.905	17.803	25.918	1'32.991	315,8	16:08'11.303
7	22.039	26.988	17.831	25.848	1'32.706	314,9	16:09'44.009
8	24.421	32.688	17.929	25.990	1'41.028	<b>316,7</b>	16:11'25.037
9	22.101	27.129	17.690	25.945	1'32.865	315,8	16:12'57.902
10	22.254	26.968	17.585	25.864	1'32.671	313,0	16:14'30.573
11	22.085	26.866	17.947	25.968	1'32.866	314,0	16:16'03.439
12	32.590	29.331	18.528	10'14.420	11'34.869P	314,9	16:27'38.308
13	41.857	28.624	20.306	26.880	1'57.667P		16:29'35.975
14	<b>21.810</b>	26.705	<b>17.488</b>	25.833	<b>1'31.836</b>	314,9	16:31'07.811
15	22.016	26.709	17.588	25.760	1'32.073	314,0	16:32'39.884
16	22.100	26.929	17.676	25.781	1'32.486	314,9	16:34'12.370
17	22.074	26.777	17.640	25.841	1'32.332	<b>316,7</b>	16:35'44.702
18	22.157	29.139	21.609	26.535	1'39.440	314,9	16:37'24.142
19	22.043	26.921	17.596	25.849	1'32.409	314,9	16:38'56.551
20	21.943	27.457	17.737	26.525	1'33.662C	<b>316,7</b>	16:40'30.213
21	22.167	26.881	17.601	25.978	1'32.627	314,9	16:42'02.840
22	22.108	26.980	17.623	25.890	1'32.601	314,9	16:43'35.441
23	22.014	26.994	17.704	25.865	1'32.577	314,9	16:45'08.018

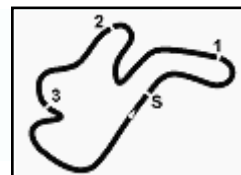
8° 22 A. LOWES [1'31.774]							
Lap	Seg1	Seg2	Seg3	Seg4	Lap Time	km/h	Local Time
1							16:01'05.813
2	39.289	31.067	18.028	25.901	1'54.285P		16:03'00.098
3	<b>21.847</b>	<b>26.673</b>	<b>17.520</b>	<b>25.734</b>	<b>1'31.774</b>	319,5	16:04'31.872
4	21.995	26.923	17.731	25.911	1'32.560	<b>321,4</b>	16:06'04.432
5	21.931	26.734	17.608	25.839	1'32.112	318,6	16:07'36.544
6	21.920	26.837	17.668	25.880	1'32.305	314,9	16:09'08.849
7	21.946	26.899	17.617	25.894	1'32.356	318,6	16:10'41.205
8	21.982	27.026	17.569	25.890	1'32.467	318,6	16:12'13.672
9	22.219	26.956	17.683	25.985	1'32.843	319,5	16:13'46.515
10	22.015	26.911	17.671	25.989	1'32.586	314,9	16:15'19.101
11	21.917	26.987	17.683	26.102	1'32.689	316,7	16:16'51.790
12	22.016	27.026	17.701	26.161	1'32.904	314,9	16:18'24.694
13	21.977	26.985	17.785	26.136	1'32.883	314,9	16:19'57.577
14	22.217	26.991	17.751	26.304	1'33.263	316,7	16:21'30.840
15	22.081	27.043	17.723	33.603	1'40.450	314,0	16:23'11.290
16	22.119	27.134	17.743	26.170	1'33.166	315,8	16:24'44.456
17	22.100	27.031	17.709	26.133	1'32.973	317,6	16:26'17.429
18	26.148	45.211	18.368	26.463	1'56.190C	317,6	16:28'13.619
19	22.272	27.098	17.898	26.095	1'33.363	314,0	16:29'46.982
20	22.090	26.943	17.806	26.009	1'32.848	314,9	16:31'19.830
21	22.077	27.109	17.892	26.195	1'33.273	317,6	16:32'53.103
22	22.071	27.044	17.816	26.112	1'33.043	315,8	16:34'26.146
23	22.183	27.076	17.910	26.250	1'33.419	317,6	16:35'59.565

11° 34 L. BALDASSARRI [1'31.882]							
Lap	Seg1	Seg2	Seg3	Seg4	Lap Time	km/h	Local Time
1							16:00'20.899
2	38.205	28.925	18.093	25.921	1'51.144P		16:02'12.043
3	22.220	26.854	17.825	25.786	1'32.685	311,2	16:03'44.728
4	<b>21.898</b>	<b>26.644</b>	17.776	<b>25.640</b>	1'31.958	314,0	16:05'16.686
5	26.062	28.972	17.663	25.641	1'38.338	310,3	16:06'55.024
6	21.900	26.652	<b>17.612</b>	25.718	<b>1'31.882</b>	<b>315,8</b>	16:08'26.906

24/02/2023 P = Pits In/Out - C = Lap Time Cancelled

These data/results cannot be reproduced, stored and/or transmitted in whole or in part by any manner of electronic, mechanical, photocopying, recording, broadcasting or otherwise now known or herein after developed without the previous express consent by the copyright owner, except for reproduction in daily press and regular printed publications on sale to the public within 60 days of the event related to those data/results and always provided that copyright symbol appears together as follows below.

© DORNA WSBK ORGANIZATION Srl 2023



Phillip Island 4.445 m

## Grand Ridge Australian Round, 24-26 February 2023

### Chronological Analysis Free Practice 2nd Session

3 / 5

7	23.878	28.260	18.868	7'47.231	8'58.237P	314,0	16:17'25.143	17	22.013	26.658	17.695	25.880	1'32.246	316,7	16:35'09.304
8	33.887	28.531	18.066	26.030	1'46.514P		16:19'11.657	18	22.196	26.614	17.703	25.972	1'32.485	314,9	16:36'41.789
9	22.083	27.016	17.811	26.192	1'33.102	308,6	16:20'44.759	19	22.195	26.652	17.716	25.866	1'32.429	314,0	16:38'14.218
10	22.306	27.423	17.912	26.392	1'34.033	311,2	16:22'18.792	20	22.087	26.766	17.854	26.026	1'32.733C	314,0	16:39'46.951
11	22.315	27.214	17.939	26.567	1'34.035	309,5	16:23'52.827	21	22.092	27.551	18.120	25.960	1'33.723	316,7	16:41'20.674
12	22.357	27.311	17.908	26.418	1'33.994	309,5	16:25'26.821	22	22.055	26.792	17.724	25.847	1'32.418	<b>318,6</b>	16:42'53.092
13	22.435	27.153	17.989	26.392	1'33.969	308,6	16:27'00.790	23	22.231	26.730	17.689	26.017	1'32.667	316,7	16:44'25.759
14	22.395	27.413	18.128	26.425	1'34.361C	306,8	16:28'35.151	24	22.044	26.789	17.692	25.926	1'32.451	316,7	16:45'58.210
15	22.393	27.328	18.055	26.154	1'33.930	305,9	16:30'09.081								
16	22.343	27.237	18.036	26.276	1'33.892	306,8	16:31'42.973								
17	22.298	27.080	17.990	26.263	1'33.631	309,5	16:33'16.604								
18	22.406	27.186	18.098	26.260	1'33.950	308,6	16:34'50.554								
19	22.386	27.157	17.963	26.289	1'33.795	307,7	16:36'24.349								
20	22.545	27.231	17.953	26.191	1'33.920	310,3	16:37'58.269								
21	22.544	27.182	17.984	26.147	1'33.857	307,7	16:39'32.126								
22	22.414	27.177	17.973	26.410	1'33.974	310,3	16:41'06.100								
23	22.418	27.112	17.962	26.090	1'33.582	310,3	16:42'39.682								
24	22.421	27.125	17.922	26.173	1'33.641	309,5	16:44'13.323								
25	22.327	27.039	18.104	26.271	1'33.741	309,5	16:45'47.064								

14°		65 J. REA [1'32.144]					Lap Time	km/h	Local Time
Lap	Seg1	Seg2	Seg3	Seg4					
1						16:01'04.311			
2	40.044	31.004	17.836	25.907	1'54.791P	16:02'59.102			
3	21.907	27.004	17.713	25.854	1'32.478	317,6	16:04'31.580		
4	<b>21.864</b>	26.844	17.772	10'35.563	11'42.043P	316,7	16:16'13.623		
5	33.777	27.291	17.975	26.114	1'45.157P	16:17'58.780			
6	21.930	26.925	17.729	25.905	1'32.489	316,7	16:19'31.269		
7	21.973	26.997	17.759	25.989	1'32.718	314,9	16:21'03.987		
8	21.950	26.842	17.738	25.979	1'32.509	315,8	16:22'36.496		
9	21.889	26.976	17.779	26.050	1'32.694	315,8	16:24'09.190		
10	21.979	27.076	17.737	26.070	1'32.862	317,6	16:25'42.052		
11	23.095	27.756	18.428	5'28.913	6'38.192P	315,8	16:32'20.244		
12	35.351	35.916	19.783	27.258	1'58.308P	16:34'18.552			
13	21.954	<b>26.777</b>	<b>17.611</b>	<b>25.802</b>	<b>1'32.144</b>	320,5	16:35'50.696		
14	21.988	26.861	17.654	26.002	1'32.505	<b>322,4</b>	16:37'23.201		
15	22.028	27.024	17.776	26.015	1'32.843	316,7	16:38'56.044		
16	22.178	27.963	18.581	26.688	1'35.410C	317,6	16:40'31.454		
17	21.944	26.874	17.709	25.990	1'32.517	319,5	16:42'03.971		
18	22.061	27.247	17.784	26.153	1'33.245	318,6	16:43'37.216		
19	22.099	26.991	17.854	28.272	1'35.216	315,8	16:45'12.432		

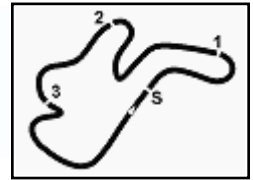
12°		60 M. VAN DER MARK [1'31.891]					Lap Time	km/h	Local Time
Lap	Seg1	Seg2	Seg3	Seg4					
1						16:00'15.529			
2	34.468	28.297	18.213	27.414	1'48.392P	16:02'03.921			
3	22.201	26.796	17.792	25.876	1'32.665	319,5	16:03'36.586		
4	22.092	26.911	17.662	<b>25.807</b>	1'32.472	319,5	16:05'09.058		
5	22.140	26.953	17.645	25.813	1'32.551	322,4	16:06'41.609		
6	22.421	27.127	17.863	26.063	1'33.474	318,6	16:08'15.083		
7	22.484	27.031	17.695	25.933	1'33.103	322,4	16:09'48.186		
8	22.170	31.155	20.175	25.993	1'39.433	322,4	16:11'27.619		
9	22.184	27.056	17.735	25.897	1'32.872	<b>323,4</b>	16:13'00.491		
10	23.433	29.036	18.052	6'57.984	8'08.505P	321,4	16:21'08.996		
11	35.615	27.208	17.892	26.084	1'46.799P	16:22'55.795			
12	22.264	27.065	17.932	26.000	1'33.261	320,5	16:24'29.056		
13	24.640	27.501	18.091	26.178	1'36.410	320,5	16:26'05.466		
14	22.497	27.467	18.000	26.450	1'34.414	321,4	16:27'39.880		
15	23.034	27.601	18.878	6'34.655	7'44.170P	319,5	16:35'24.050		
16	35.500	27.405	18.858	27.733	1'49.498P	16:37'13.548			
17	<b>21.900</b>	<b>26.674</b>	<b>17.498</b>	25.819	<b>1'31.891</b>	319,5	16:38'45.439		
18	21.911	26.849	17.632	25.885	1'32.277C	318,6	16:40'17.716		
19	21.955	26.810	17.679	25.899	1'32.343	319,5	16:41'50.059		
20	22.084	26.911	17.670	25.993	1'32.658	317,6	16:43'22.717		
21	22.093	27.071	17.680	26.035	1'32.879	317,6	16:44'55.596		
22	22.106	26.994	17.747	26.070	1'32.917	317,6	16:46'28.513		

15°		97 X. VIERGE [1'32.207]					Lap Time	km/h	Local Time
Lap	Seg1	Seg2	Seg3	Seg4					
1						16:00'10.908			
2	37.566	28.432	18.271	25.924	1'50.193P	16:02'01.101			
3	22.101	26.913	17.756	25.835	1'32.605	326,3	16:03'33.706		
4	22.267	27.085	17.884	25.847	1'33.083	325,3	16:05'06.789		
5	22.205	27.164	18.032	33.674	1'41.075	326,3	16:06'47.864		
6	22.133	27.125	17.765	25.809	1'32.832	<b>329,3</b>	16:08'20.696		
7	22.115	27.101	17.864	25.898	1'32.978	325,3	16:09'53.674		
8	22.355	27.412	17.966	25.960	1'33.693	324,3	16:11'27.367		
9	22.221	27.118	17.717	25.941	1'32.997	324,3	16:13'00.364		
10	22.277	30.894	18.221	13'03.197	14'14.589P	322,4	16:27'14.953		
11	36.361	27.700	17.978	26.178	1'48.217P	16:29'03.170			
12	22.033	<b>26.765</b>	<b>17.661</b>	<b>25.748</b>	<b>1'32.207</b>	320,5	16:30'35.377		
13	<b>21.964</b>	26.830	17.953	25.908	1'32.655	321,4	16:32'08.032		
14	22.117	26.909	17.826	25.902	1'32.754	321,4	16:33'40.786		
15	22.225	27.215	17.747	25.972	1'33.159	320,5	16:35'13.945		
16	22.196	27.005	17.800	25.985	1'32.986	322,4	16:36'46.931		
17	22.348	27.322	17.836	26.019	1'33.525	320,5	16:38'20.456		
18	22.189	27.073	17.881	26.081	1'33.224C	320,5	16:39'53.680		
19	22.268	27.093	17.806	26.001	1'33.168	321,4	16:41'26.848		
20	22.202	27.163	17.833	25.982	1'33.180	318,6	16:43'00.028		
21	22.268	26.990	17.857	26.060	1'33.175	321,4	16:44'33.203		
22	22.226	27.005	17.836	26.033	1'33.100	319,5	16:46'06.303		

13°		54 T. RAZGATLIOGLU [1'32.115]					Lap Time	km/h	Local Time
Lap	Seg1	Seg2	Seg3	Seg4					
1						16:00'09.983			
2	35.613	27.699	18.344	26.229	1'47.885P	16:01'57.868			
3	22.088	26.676	17.688	25.898	1'32.350	314,9	16:03'30.218		
4	22.069	26.884	17.731	25.994	1'32.678	316,7	16:05'02.896		
5	26.743	28.076	17.710	26.004	1'38.533	314,0	16:06'41.429		
6	22.442	27.216	18.169	25.924	1'33.751	311,2	16:08'15.180		
7	22.174	26.824	17.813	25.903	1'32.714	317,6	16:09'47.894		
8	22.739	27.466	17.896	9'59.229	11'07.330P	315,8	16:20'55.224		
9	35.539	30.610	18.815	28.262	1'53.226P	16:22'48.450			
10	22.363	27.580	18.231	26.038	1'34.212	316,7	16:24'22.662		
11	22.115	26.758	<b>17.583</b>	<b>25.797</b>	1'32.253	307,7	16:25'54.915		
12	22.291	26.798	17.770	25.939	1'32.798	316,7	16:27'27.713		
13	22.049	26.755	17.641	25.972	1'32.417	314,0	16:29'00.130		
14	22.040	26.812	17.763	25.968	1'32.583	313,0	16:30'32.713		
15	22.013	26.673	17.704	25.840	1'32.230	314,9	16:32'04.943		
16	<b>21.975</b>	<b>26.568</b>	17.732	25.840	<b>1'32.115</b>	314,9	16:33'37.058		

16°		47 A. BASSANI [1'32.217]					Lap Time	km/h	Local Time
Lap	Seg1	Seg2	Seg3	Seg4					
1						16:07'15.505			
2	34.810	29.928	19.786	26.008	1'50.532P	16:09'06.037			
3	22.303	27.182	17.922	25.925	1'33.332	319,5	16:10'39.369		
4	22.332	26.985	17.755	25.850	1'32.922	319,5	16:12'12.291		
5	23.894	28.							





Phillip Island 4.445 m

4 / 5

## Grand Ridge Australian Round, 24-26 February 2023

### Chronological Analysis Free Practice 2nd Session

Lap	Seg1	Seg2	Seg3	Seg4	Lap Time	km/h	Local Time
6	35.078	27.839	18.018	26.064	1'46.999P		16:26'19.551
7	<b>21.942</b>	26.923	<b>17.644</b>	<b>25.708</b>	<b>1'32.217</b>	318,6	16:27'51.768
8	22.030	26.881	17.679	25.804	1'32.394	316,7	16:29'24.162
9	22.125	26.873	17.668	25.765	1'32.431	315,8	16:30'56.593
10	22.060	26.857	17.712	25.802	1'32.431	314,9	16:32'29.024
11	22.006	26.989	17.745	25.814	1'32.554	318,6	16:34'01.578
12	22.088	27.019	17.805	25.909	1'32.821	317,6	16:35'34.399
13	22.182	27.154	17.900	25.873	1'33.109	320,5	16:37'07.508
14	22.150	27.238	17.850	25.801	1'33.039	315,8	16:38'40.547
15	22.133	26.930	17.736	25.733	1'32.532C	317,6	16:40'13.079
16	22.082	<b>26.854</b>	17.716	25.824	1'32.476	<b>321,4</b>	16:41'45.555
17	22.158	26.920	17.692	25.811	1'32.581	320,5	16:43'18.136
18	22.231	26.895	17.716	25.862	1'32.704	316,7	16:44'50.840
19	22.148	27.011	17.746	26.012	1'32.917	320,5	16:46'23.757

#### 20° 52 O. KONIG [1'33.289]

Lap	Seg1	Seg2	Seg3	Seg4	Lap Time	km/h	Local Time
1							16:00'03.899
2	33.257	27.953	18.286	26.397	1'45.893P		16:01'49.792
3	22.720	27.361	18.040	26.217	1'34.338	308,6	16:03'24.130
4	22.574	36.893	17.948	26.104	1'43.519	307,7	16:05'07.649
5	22.415	27.264	17.867	26.025	1'33.571	313,0	16:06'41.220
6	22.418	27.147	18.028	26.173	1'33.766	311,2	16:08'14.986
7	22.829	27.368	17.821	26.086	1'34.104	306,8	16:09'49.090
8	22.613	30.355	20.254	26.200	1'39.422	<b>314,9</b>	16:11'28.512
9	22.398	<b>27.118</b>	17.831	26.429	1'33.776	<b>314,9</b>	16:13'02.288
10	22.504	29.152	18.143	11'21.958	12'31.757P	305,9	16:25'34.045
11	33.780	27.868	18.104	26.622	1'46.374P		16:27'20.419
12	22.848	31.658	21.851	27.262	1'43.619	305,9	16:29'04.038
13	22.643	27.389	18.112	5'12.044	6'20.188P	310,3	16:35'24.226
14	35.718	27.354	18.880	27.305	1'49.257P		16:37'13.483
15	<b>22.389</b>	27.180	<b>17.719</b>	<b>26.001</b>	<b>1'33.289</b>	306,8	16:38'46.772
16	22.469	28.672	18.022	26.042	1'35.205C	310,3	16:40'21.977
17	22.960	30.830	18.843	29.799	1'42.432	312,1	16:42'04.409
18	22.467	27.137	17.762	26.034	1'33.400	314,0	16:43'37.809
19	26.475	27.479	17.939	26.388	1'38.281	312,1	16:45'16.090

#### 21° 35 H. SYAHRIN [1'33.713]

Lap	Seg1	Seg2	Seg3	Seg4	Lap Time	km/h	Local Time
1							16:00'11.499
2	38.059	28.566	18.169	27.598	1'52.392P		16:02'03.891
3	22.694	27.520	18.079	26.140	1'34.433	308,6	16:03'38.324
4	22.580	27.623	18.125	26.063	1'34.391	<b>320,5</b>	16:05'12.715
5	22.488	27.699	18.183	26.150	1'34.520	317,6	16:06'47.235
6	22.569	27.573	17.997	25.998	1'34.137	316,7	16:08'21.372
7	22.464	27.657	18.131	26.157	1'34.409	318,6	16:09'55.781
8	24.496	30.406	18.496	11'20.872	12'34.270P	308,6	16:22'30.051
9	37.353	34.831	21.459	26.960	2'00.603P		16:24'30.654
10	22.692	27.677	18.016	26.113	1'34.498	314,9	16:26'05.152
11	22.550	27.496	18.074	26.363	1'34.483	316,7	16:27'39.635
12	23.902	28.669	19.019	8'38.198	9'49.788P	310,3	16:37'29.423
13	38.714	31.089	19.886	27.723	1'57.412P		16:39'26.835
14	22.352	<b>27.333</b>	<b>17.903</b>	25.981	1'33.569C	313,0	16:41'00.404
15	<b>22.311</b>	27.412	18.008	<b>25.982</b>	<b>1'33.713</b>	314,9	16:42'34.117
16	22.413	27.483	17.989	26.119	1'34.004	315,8	16:44'08.121
17	22.515	27.475	18.074	26.237	1'34.301	311,2	16:45'42.422

#### 22° 51 E. GRANADO [1'34.175]

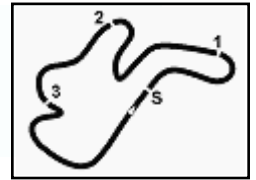
Lap	Seg1	Seg2	Seg3	Seg4	Lap Time	km/h	Local Time
1							16:00'03.351
2	36.830	28.897	18.555	26.568	1'50.850P		16:01'54.201
3	22.649	27.817	18.254	26.447	1'35.167	312,1	16:03'29.368
4	22.671	27.689	18.150	26.330	1'34.840	312,1	16:05'04.208
5	23.047	27.870	18.091	26.320	1'35.328	308,6	16:06'39.536
6	22.766	28.178	38.907	14'15.501	15'45.352P	<b>315,8</b>	16:22'24.888
7	39.798	36.825	21.801	26.990	2'05.414P		16:24'30.302

24/02/2023 P = Pits In/Out - C = Lap Time Cancelled

These data/results cannot be reproduced, stored and/or transmitted in whole or in part by any manner of electronic, mechanical, photocopying, recording, broadcasting or otherwise now known or herein after developed without the previous express consent by the copyright owner, except for reproduction in daily press and regular printed publications on sale to the public within 60 days of the event related to those data/results and always provided that copyright symbol appears together as follows below.

© DORNA WSBK ORGANIZATION Srl 2023



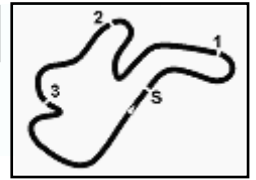


8 22.403 27.511 18.009 26.252 1'34.175 313,0 16:26'04.477

24/02/2023 P = Pits In/Out - C = Lap Time Cancelled

These data/results cannot be reproduced, stored and/or transmitted in whole or in part by any manner of electronic, mechanical, photocopying, recording, broadcasting or otherwise now known or herein after developed without the previous express consent by the copyright owner, except for reproduction in daily press and regular printed publications on sale to the public within 60 days of the event related to those data/results and always provided that copyright symbol appears together as follows below.

© DORNA WSBK ORGANIZATION Srl 2023



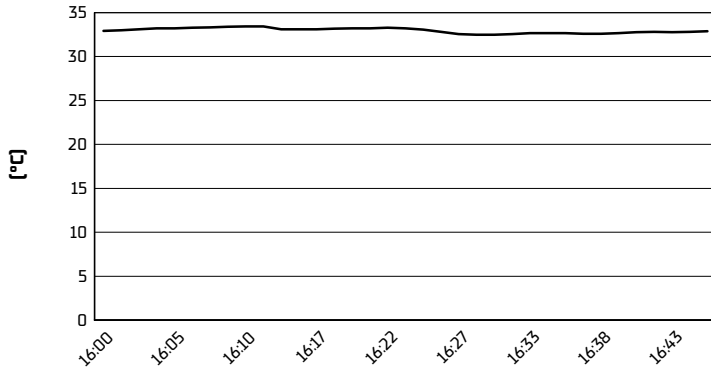
Phillip Island 4.445 m

**Grand Ridge Australian Round, 24-26 February 2023**

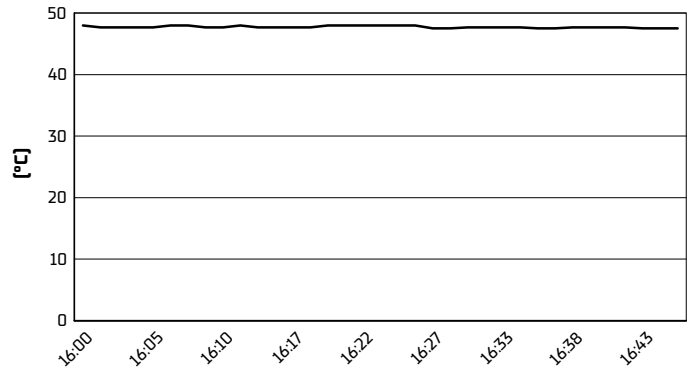
**Weather Report Free Practice 2nd Session**

Session started 16:00 - Session ended 16:47

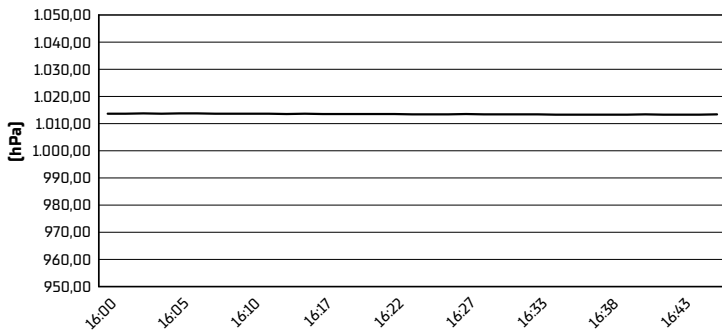
**Air Temperature**



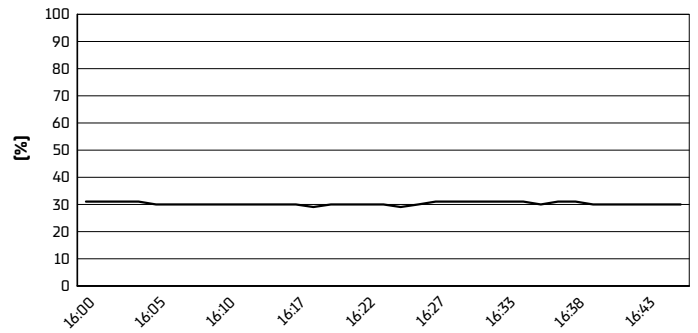
**Track Temperature**



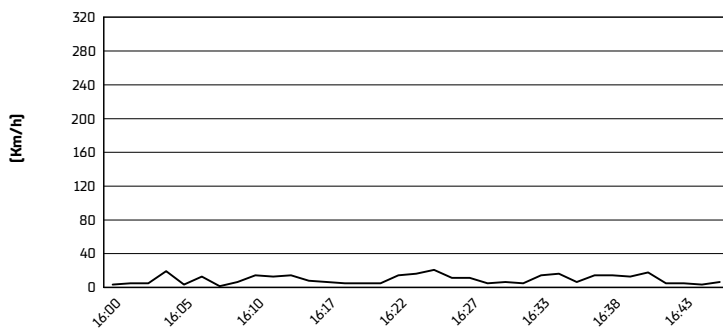
**Air Pressure**



**Humidity**



**Wind Speed**



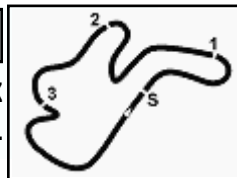
**Wind Direction**



24/02/2023

These data/results cannot be reproduced, stored and/or transmitted in whole or in part by any manner of electronic, mechanical, photocopying, recording, broadcasting or otherwise now known or herein after developed without the previous express consent by the copyright owner, except for reproduction in daily press and regular printed publications on sale to the public within 60 days of the event related to those data/results and always provided that copyright symbol appears together as follows below.

© DORNA WSBK ORGANIZATION Srl 2023



Phillip Island 4.445 m

## Grand Ridge Australian Round, 24-26 February 2023

### Best Laps & Speeds

No.	Rider Bike	Nat	Best Lap		FP1		FP2												
			LL	SPD	LL	SPD	LL	SPD											
1	<b>1 A. BAUTISTA</b> Ducati Panigale V4R	ESP	<b>1'30.623</b> 45	325,3	1'31.032 22	323,3	1'30.623 23	<b>325,3</b>											
2	<b>55 A. LOCATELLI</b> Yamaha YZF R1	ITA	<b>1'31.069</b> 36	320,4	1'31.069 22	<b>320,4</b>	1'31.721 14	318,5											
3	<b>7 I. LECUONA</b> Honda CBR1000 RR-R	ESP	<b>1'31.129</b> 40	324,3	1'31.129 16	<b>324,3</b>	1'31.800 24	321,4											
4	<b>21 M. RINALDI</b> Ducati Panigale V4R	ITA	<b>1'31.157</b> 35	319,5	1'31.401 19	<b>319,5</b>	1'31.157 16	317,6											
5	<b>65 J. REA</b> Kawasaki ZX-10RR	GBR	<b>1'31.304</b> 37	326,2	1'31.304 19	<b>326,2</b>	1'32.144 18	322,3											
6	<b>60 M. VAN DER MARK</b> BMW M1000 RR	NED	<b>1'31.410</b> 39	327,2	1'31.410 18	<b>327,2</b>	1'31.891 21	323,3											
7	<b>5 P. OETTL</b> Ducati Panigale V4R	GER	<b>1'31.449</b> 41	323,3	1'31.613 20	<b>323,3</b>	1'31.449 21	320,4											
8	<b>22 A. LOWES</b> Kawasaki ZX-10RR	GBR	<b>1'31.459</b> 43	324,3	1'31.459 21	<b>324,3</b>	1'31.774 22	321,4											
9	<b>9 D. PETRUCCI</b> Ducati Panigale V4R	ITA	<b>1'31.538</b> 42	328,2	1'32.104 21	323,3	1'31.538 21	<b>328,2</b>											
10	<b>54 T. RAZGATLIOGLU</b> Yamaha YZF R1	TUR	<b>1'31.560</b> 40	320,4	1'31.560 17	<b>320,4</b>	1'32.115 23	318,5											
11	<b>87 R. GARDNER</b> Yamaha YZF R1	AUS	<b>1'31.655</b> 41	317,6	1'31.655 19	<b>317,6</b>	1'31.836 22	316,7											
12	<b>31 G. GERLOFF</b> BMW M1000 RR	USA	<b>1'31.714</b> 40	328,2	1'32.657 20	<b>328,2</b>	1'31.714 20	<b>328,2</b>											
13	<b>77 D. AEGERTER</b> Yamaha YZF R1	SUI	<b>1'31.720</b> 43	316,7	1'31.855 22	<b>316,7</b>	1'31.720 21	<b>316,7</b>											
14	<b>34 L. BALDASSARRI</b> Yamaha YZF R1	ITA	<b>1'31.882</b> 40	318,5	1'32.077 16	<b>318,5</b>	1'31.882 24	315,7											
15	<b>45 S. REDDING</b> BMW M1000 RR	GBR	<b>1'31.965</b> 26	325,3	1'31.965 19	<b>325,3</b>	1'32.856 7	317,6											
16	<b>97 X. VIERGE</b> Honda CBR1000 RR-R	ESP	<b>1'31.972</b> 42	329,2	1'31.972 21	328,2	1'32.207 21	<b>329,2</b>											
17	<b>47 A. BASSANI</b> Ducati Panigale V4R	ITA	<b>1'31.980</b> 40	327,2	1'31.980 22	<b>327,2</b>	1'32.217 18	321,4											
18	<b>76 L. BAZ</b> BMW M1000 RR	FRA	<b>1'32.246</b> 38	320,4	1'32.418 17	<b>320,4</b>	1'32.246 21	<b>320,4</b>											
19	<b>52 D. KONIG</b> Kawasaki ZX-10RR	CZE	<b>1'32.786</b> 36	320,4	1'32.786 18	<b>320,4</b>	1'33.289 18	314,8											
20	<b>66 T. SYKES</b> Kawasaki ZX-10RR	GBR	<b>1'33.015</b> 30	313,9	1'33.015 10	<b>313,9</b>	1'33.179 20	<b>313,9</b>											
21	<b>35 H. SYHRIN</b> Honda CBR1000 RR-R	MAS	<b>1'33.713</b> 34	320,4	1'33.881 18	316,7	1'33.713 16	<b>320,4</b>											
22	<b>51 E. GRANADO</b> Honda CBR1000 RR-R	BRA	<b>1'34.175</b> 25	315,7	1'34.779 18	313,9	1'34.175 7	<b>315,7</b>											

24/02/2023

These data/results cannot be reproduced, stored and/or transmitted in whole or in part by any manner of electronic, mechanical, photocopying, recording, broadcasting or otherwise now known or herein after developed without the previous express consent by the copyright owner, except for reproduction in daily press and regular printed publications on sale to the public within 60 days of the event related to those data/results and always provided that copyright symbol appears together as follows below.

© DORNA WSBK ORGANIZATION Srl 2023

FICR PERUGIA TIMING

