

Grand Ridge Australian Round, 24-26 February 2023

Results Free Practice 3rd Session

No.	Rider	Nat	Team	Bike	Class	Time	Gap	Rel.	Laps	Speed	
										Avg	Max
1	7 I. LECUONA	ESP	Team HRC	Honda CBR1000 RR-R		1'29.764			9	178,267	323,4
2	1 A. BAUTISTA	ESP	Aruba.it Racing - Ducati	Ducati Panigale V4R		1'29.943	0.179	0.179	9	177,913	326,3
3	5 P. OETTL	GER	Team GoEleven	Ducati Panigale V4R	IND	1'30.117	0.353	0.174	10	177,569	320,5
4	21 M. RINALDI	ITA	Aruba.it Racing - Ducati	Ducati Panigale V4R		1'30.161	0.397	0.044	9	177,483	319,5
5	65 J. REA	GBR	Kawasaki Racing Team WorldSBK	Kawasaki ZX-10RR		1'30.220	0.456	0.059	9	177,366	319,5
6	87 R. GARDNER	AUS	GYTR GRT Yamaha WorldSBK Team	Yamaha YZF R1	IND	1'30.440	0.676	0.220	8	176,935	316,7
7	54 T. RAZGATLIOGLU	TUR	Pata Yamaha Prometeon WorldSBK	Yamaha YZF R1		1'30.447	0.683	0.007	10	176,921	317,6
8	22 A. LOWES	GBR	Kawasaki Racing Team WorldSBK	Kawasaki ZX-10RR		1'30.675	0.911	0.228	9	176,476	320,5
9	9 D. PETRUCCI	ITA	Barni Spark Racing Team	Ducati Panigale V4R	IND	1'30.677	0.913	0.002	9	176,473	327,3
10	47 A. BASSANI	ITA	Motocorsa Racing	Ducati Panigale V4R	IND	1'30.760	0.996	0.083	10	176,311	323,4
11	76 L. BAZ	FRA	Bonovo Action BMW	BMW M1000 RR	IND	1'30.818	1.054	0.058	8	176,199	321,4
12	55 A. LOCATELLI	ITA	Pata Yamaha Prometeon WorldSBK	Yamaha YZF R1		1'30.819	1.055	0.001	9	176,197	320,5
13	77 D. AEGERTER	SUI	GYTR GRT Yamaha WorldSBK Team	Yamaha YZF R1	IND	1'30.890	1.126	0.071	10	176,059	316,7
14	97 X. VIERGE	ESP	Team HRC	Honda CBR1000 RR-R		1'30.934	1.170	0.044	9	175,974	326,3
15	31 G. GERLOFF	USA	Bonovo Action BMW	BMW M1000 RR	IND	1'30.997	1.233	0.063	6	175,852	326,3
16	60 M. VAN DER MARK	NED	ROKIT BMW Motorrad WorldSBK Team	BMW M1000 RR		1'31.101	1.337	0.104	9	175,651	325,3
17	45 S. REDDING	GBR	ROKIT BMW Motorrad WorldSBK Team	BMW M1000 RR		1'31.294	1.530	0.193	10	175,280	324,3
18	34 L. BALDASSARRI	ITA	GMT94 Yamaha	Yamaha YZF R1	IND	1'32.175	2.411	0.881	9	173,605	309,5
19	52 O. KONIG	CZE	Orelac Racing MOVISIO	Kawasaki ZX-10RR	IND	1'32.511	2.747	0.336	7	172,974	307,7
20	66 T. SYKES	GBR	Kawasaki Puccetti Racing	Kawasaki ZX-10RR	IND	1'32.684	2.920	0.173	5	172,651	309,5
21	35 H. SYHRIN	MAS	PETRONAS MIE Racing HONDA Team	Honda CBR1000 RR-R	IND	1'32.943	3.179	0.259	9	172,170	317,6
22	51 E. GRANADO	BRA	PETRONAS MIE Racing HONDA Team	Honda CBR1000 RR-R	IND	1'33.191	3.427	0.248	7	171,712	312,1

Qualifying Lap Time (105% of 1'29.764): 1'34.253

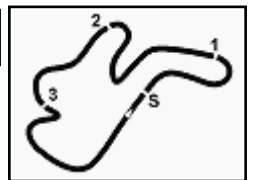
AIR	Humidity:	50%	Temp:	24°C
TRACK	Condition:	Dry	Temp:	25°C

Records	Pole	(SP)	2020 T.Sykes	1'29.230	179,330	Km/h
	Race	(SPRC)	2019 J.Rea	1'30.075	177,650	Km/h
	All Times	(SP)	2020 T.Sykes	1'29.230	179,330	Km/h

Start 25/02/2023 10:50 End 11:22 The results are provisional until the end of the time limit for protests and appeals and the completion of the technical checks.

These data/results cannot be reproduced, stored and/or transmitted in whole or in part by any manner of electronic, mechanical, photocopying, recording, broadcasting or otherwise now known or herein after developed without the previous express consent by the copyright owner, except for reproduction in daily press and regular printed publications on sale to the public within 60 days of the event related to those data/results and always provided that copyright symbol appears together as follows below.

© DORNA WSBK ORGANIZATION Srl 2023



Grand Ridge Australian Round, 24-26 February 2023

Results Free Practice 3rd Session

Session Highlights

Local Time	No. Rider	Description
10.50.00		Start
10.50.04		WorldSBK Pit Intervention Time: 1min 3secs
10.52.48		DROPS of RAIN in Sector 1
10.52.57		WHITE FLAG
10.53.39		DROPS of RAIN in Sector 1
10.53.45		DROPS of RAIN in Sector 1 & 4
10.59.22		DROPS of RAIN in All Sectors
11.17.51	45 S. REDDING	On Asphalt - Re-Joined - Turn 4
11.22.47		End Of Session

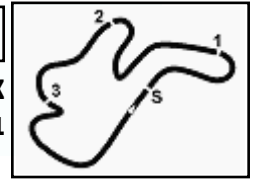
Fastest Laps Sequence

No.	Rider	Nat	Team	Bike	Local Time	Time	Gap	Avg
77	D. AEGERTER	SUI	GYTR GRT Yamaha WorldSBK Team	Yamaha YZF R1	10:53'54.030	1'38.394		162,632
5	P. OETTL	GER	Team GoEleven	Ducati Panigale V4R	11:09'07.423	1'32.066	-6.328	173,810
5	P. OETTL	GER	Team GoEleven	Ducati Panigale V4R	11:10'38.634	1'31.211	-0.855	175,439
54	T. RAZGATLIOGLU	TUR	Pata Yamaha Prometeon WorldSBK	Yamaha YZF R1	11:11'16.596	1'30.447	-0.764	176,921
1	A. BAUTISTA	ESP	Aruba.it Racing - Ducati	Ducati Panigale V4R	11:12'33.806	1'29.943	-0.504	177,913
7	I. LECUONA	ESP	Team HRC	Honda CBR1000 RR-R	11:13'41.840	1'29.764	-0.179	178,267

Start 10:50 End 11:22 The results are provisional until the end of the time limit for protests and appeals and the completion of the technical checks.

These data/results cannot be reproduced, stored and/or transmitted in whole or in part by any manner of electronic, mechanical, photocopying, recording, broadcasting or otherwise now known or herein after developed without the previous express consent by the copyright owner, except for reproduction in daily press and regular printed publications on sale to the public within 60 days of the event related to those data/results and always provided that copyright symbol appears together as follows below.

© DORNA WSBK ORGANIZATION Srl 2023



Grand Ridge Australian Round, 24-26 February 2023

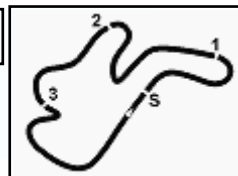
Free Practices Combined Results

No.	Rider	Nat	Team	Bike	Class	FP1	FP2	FP3	Time	Gap	Rel.	Avg	LL
1	7 I. LECUONA	ESP	Team HRC	Honda CBR1000 RR-R		1'31.129	1'31.800	1'29.764	1'29.764			178,267	49
2	1 A. BAUTISTA	ESP	Aruba.it Racing - Ducati	Ducati Panigale V4R		1'31.032	1'30.623	1'29.943	1'29.943	0.179	0.179	177,913	54
3	5 P. OETTL	GER	Team GoEleven	Ducati Panigale V4R	IND	1'31.613	1'31.449	1'30.117	1'30.117	0.353	0.174	177,569	51
4	21 M. RINALDI	ITA	Aruba.it Racing - Ducati	Ducati Panigale V4R		1'31.401	1'31.157	1'30.161	1'30.161	0.397	0.044	177,483	44
5	65 J. REA	GBR	Kawasaki Racing Team WorldSBK	Kawasaki ZX-10RR		1'31.304	1'32.144	1'30.220	1'30.220	0.456	0.059	177,366	46
6	87 R. GARDNER	AUS	GYTR GRT Yamaha WorldSBK Team	Yamaha YZF R1	IND	1'31.655	1'31.836	1'30.440	1'30.440	0.676	0.220	176,935	49
7	54 T. RAZGATLIOGLU	TUR	Pata Yamaha Prometeon WorldSBK	Yamaha YZF R1		1'31.560	1'32.115	1'30.447	1'30.447	0.683	0.007	176,921	50
8	22 A. LOWES	GBR	Kawasaki Racing Team WorldSBK	Kawasaki ZX-10RR		1'31.459	1'31.774	1'30.675	1'30.675	0.911	0.228	176,476	52
9	9 D. PETRUCCI	ITA	Barni Spark Racing Team	Ducati Panigale V4R	IND	1'32.104	1'31.538	1'30.677	1'30.677	0.913	0.002	176,473	51
10	47 A. BASSANI	ITA	Motocorsa Racing	Ducati Panigale V4R	IND	1'31.980	1'32.217	1'30.760	1'30.760	0.996	0.083	176,311	50
11	76 L. BAZ	FRA	Bonovo Action BMW	BMW M1000 RR	IND	1'32.418	1'32.246	1'30.818	1'30.818	1.054	0.058	176,199	46
12	55 A. LOCATELLI	ITA	Pata Yamaha Prometeon WorldSBK	Yamaha YZF R1		1'31.069	1'31.721	1'30.819	1'30.819	1.055	0.001	176,197	45
13	77 D. AEGERTER	SUI	GYTR GRT Yamaha WorldSBK Team	Yamaha YZF R1	IND	1'31.855	1'31.720	1'30.890	1'30.890	1.126	0.071	176,059	53
14	97 X. VIERGE	ESP	Team HRC	Honda CBR1000 RR-R		1'31.972	1'32.207	1'30.934	1'30.934	1.170	0.044	175,974	51
15	31 G. GERLOFF	USA	Bonovo Action BMW	BMW M1000 RR	IND	1'32.657	1'31.714	1'30.997	1'30.997	1.233	0.063	175,852	46
16	60 M. VAN DER MARK	NED	ROKiT BMW Motorrad WorldSBK Team	BMW M1000 RR		1'31.410	1'31.891	1'31.101	1'31.101	1.337	0.104	175,651	48
17	45 S. REDDING	GBR	ROKiT BMW Motorrad WorldSBK Team	BMW M1000 RR		1'31.965	1'32.856	1'31.294	1'31.294	1.530	0.193	175,280	36
18	34 L. BALDASSARRI	ITA	GMT94 Yamaha	Yamaha YZF R1	IND	1'32.077	1'31.882	1'32.175	1'31.882	2.118	0.588	174,158	49
19	52 D. KONIG	CZE	Orelac Racing MOTOVISIO	Kawasaki ZX-10RR	IND	1'32.786	1'33.289	1'32.511	1'32.511	2.747	0.629	172,974	43
20	66 T. SYKES	GBR	Kawasaki Puccetti Racing	Kawasaki ZX-10RR	IND	1'33.015	1'33.179	1'32.684	1'32.684	2.920	0.173	172,651	35
21	35 H. SYHRIN	MAS	PETRONAS MIE Racing HONDA Team	Honda CBR1000 RR-R	IND	1'33.881	1'33.713	1'32.943	1'32.943	3.179	0.259	172,170	43
22	51 E. GRANADO	BRA	PETRONAS MIE Racing HONDA Team	Honda CBR1000 RR-R	IND	1'34.779	1'34.175	1'33.191	1'33.191	3.427	0.248	171,712	32

25/02/2023

These data/results cannot be reproduced, stored and/or transmitted in whole or in part by any manner of electronic, mechanical, photocopying, recording, broadcasting or otherwise now known or herein after developed without the previous express consent by the copyright owner, except for reproduction in daily press and regular printed publications on sale to the public within 60 days of the event related to those data/results and always provided that copyright symbol appears together as follows below.

© DORNA WSBK ORGANIZATION Srl 2023



Grand Ridge Australian Round, 24-26 February 2023

Best Sectors & Speed Free Practice 3rd Session

Phillip Island 4.445 m

BEST LAP

1	7	I. LECUONA	Honda CBR1000 RR-R	1'29.764
2	1	A. BAUTISTA	Ducati Panigale V4R	1'29.943
3	5	P. OETTL	Ducati Panigale V4R	1'30.117
4	21	M. RINALDI	Ducati Panigale V4R	1'30.161
5	65	J. REA	Kawasaki ZX-10RR	1'30.220
6	87	R. GARDNER	Yamaha YZF R1	1'30.440
7	54	T. RAZGATLIOGLU	Yamaha YZF R1	1'30.447
8	22	A. LOWES	Kawasaki ZX-10RR	1'30.675
9	9	D. PETRUCCI	Ducati Panigale V4R	1'30.677
10	47	A. BASSANI	Ducati Panigale V4R	1'30.760
11	76	L. BAZ	BMW M1000 RR	1'30.818
12	55	A. LOCATELLI	Yamaha YZF R1	1'30.819
13	77	D. AEGERTER	Yamaha YZF R1	1'30.890
14	97	X. VIERGE	Honda CBR1000 RR-R	1'30.934
15	31	G. GERLOFF	BMW M1000 RR	1'30.997
16	60	M. VAN DER MARK	BMW M1000 RR	1'31.101
17	45	S. REDDING	BMW M1000 RR	1'31.294
18	34	L. BALDASSARRI	Yamaha YZF R1	1'32.175
19	52	D. KONIG	Kawasaki ZX-10RR	1'32.511
20	66	T. SYKES	Kawasaki ZX-10RR	1'32.684
21	35	H. SYHRIN	Honda CBR1000 RR-R	1'32.943
22	51	E. GRANADO	Honda CBR1000 RR-R	1'33.191

SPEED

1	9	D. PETRUCCI	Ducati Panigale V4R	327,3
2	97	X. VIERGE	Honda CBR1000 RR-R	326,3
3	31	G. GERLOFF	BMW M1000 RR	326,3
4	1	A. BAUTISTA	Ducati Panigale V4R	326,3
5	60	M. VAN DER MARK	BMW M1000 RR	325,3
6	45	S. REDDING	BMW M1000 RR	324,3
7	47	A. BASSANI	Ducati Panigale V4R	323,4
8	7	I. LECUONA	Honda CBR1000 RR-R	323,4
9	76	L. BAZ	BMW M1000 RR	321,4
10	5	P. OETTL	Ducati Panigale V4R	320,5
11	55	A. LOCATELLI	Yamaha YZF R1	320,5
12	22	A. LOWES	Kawasaki ZX-10RR	320,5
13	65	J. REA	Kawasaki ZX-10RR	319,5
14	21	M. RINALDI	Ducati Panigale V4R	319,5
15	54	T. RAZGATLIOGLU	Yamaha YZF R1	317,6
16	35	H. SYHRIN	Honda CBR1000 RR-R	317,6
17	87	R. GARDNER	Yamaha YZF R1	316,7
18	77	D. AEGERTER	Yamaha YZF R1	316,7
19	51	E. GRANADO	Honda CBR1000 RR-R	312,1
20	34	L. BALDASSARRI	Yamaha YZF R1	309,5
21	66	T. SYKES	Kawasaki ZX-10RR	309,5
22	52	D. KONIG	Kawasaki ZX-10RR	307,7

SEG. 1

1	7	I. LECUONA	21.381
2	1	A. BAUTISTA	21.382
3	65	J. REA	21.383
4	22	A. LOWES	21.500
5	21	M. RINALDI	21.542
6	77	D. AEGERTER	21.562
7	87	R. GARDNER	21.602
8	5	P. OETTL	21.605
9	54	T. RAZGATLIOGLU	21.648
10	97	X. VIERGE	21.669
11	9	D. PETRUCCI	21.685
12	60	M. VAN DER MARK	21.702
13	55	A. LOCATELLI	21.738
14	31	G. GERLOFF	21.742
15	47	A. BASSANI	21.749
16	45	S. REDDING	21.757
17	76	L. BAZ	21.768
18	34	L. BALDASSARRI	22.028
19	52	D. KONIG	22.278
20	35	H. SYHRIN	22.330
21	51	E. GRANADO	22.336
22	66	T. SYKES	22.346

SEG. 2

1	54	T. RAZGATLIOGLU	26.007
2	7	I. LECUONA	26.133
3	21	M. RINALDI	26.147
4	1	A. BAUTISTA	26.155
5	5	P. OETTL	26.191
6	65	J. REA	26.196
7	22	A. LOWES	26.231
8	76	L. BAZ	26.244
9	87	R. GARDNER	26.258
10	60	M. VAN DER MARK	26.347
11	47	A. BASSANI	26.350
12	31	G. GERLOFF	26.358
13	9	D. PETRUCCI	26.378
14	55	A. LOCATELLI	26.436
15	45	S. REDDING	26.480
16	77	D. AEGERTER	26.487
17	97	X. VIERGE	26.525
18	34	L. BALDASSARRI	26.672
19	52	D. KONIG	26.735
20	66	T. SYKES	26.893
21	35	H. SYHRIN	26.960
22	51	E. GRANADO	27.077

SEG. 3

1	1	A. BAUTISTA	17.124
2	5	P. OETTL	17.207
3	87	R. GARDNER	17.216
4	7	I. LECUONA	17.243
5	21	M. RINALDI	17.245
6	65	J. REA	17.254
7	22	A. LOWES	17.304
8	77	D. AEGERTER	17.332
9	47	A. BASSANI	17.335
10	55	A. LOCATELLI	17.338
11	31	G. GERLOFF	17.361
12	9	D. PETRUCCI	17.399
13	97	X. VIERGE	17.426
14	54	T. RAZGATLIOGLU	17.440
15	60	M. VAN DER MARK	17.441
16	76	L. BAZ	17.452
17	45	S. REDDING	17.474
18	34	L. BALDASSARRI	17.610
19	52	D. KONIG	17.620
20	66	T. SYKES	17.650
21	35	H. SYHRIN	17.835
22	51	E. GRANADO	17.845

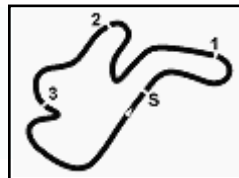
SEG. 4

1	7	I. LECUONA	25.007
2	5	P. OETTL	25.114
3	97	X. VIERGE	25.196
4	9	D. PETRUCCI	25.196
5	65	J. REA	25.217
6	47	A. BASSANI	25.219
7	21	M. RINALDI	25.227
8	1	A. BAUTISTA	25.251
9	87	R. GARDNER	25.274
10	60	M. VAN DER MARK	25.275
11	55	A. LOCATELLI	25.278
12	77	D. AEGERTER	25.315
13	22	A. LOWES	25.323
14	54	T. RAZGATLIOGLU	25.352
15	76	L. BAZ	25.354
16	31	G. GERLOFF	25.372
17	45	S. REDDING	25.476
18	34	L. BALDASSARRI	25.631
19	52	D. KONIG	25.699
20	35	H. SYHRIN	25.739
21	66	T. SYKES	25.768
22	51	E. GRANADO	25.807

25/02/2023

These data/results cannot be reproduced, stored and/or transmitted in whole or in part by any manner of electronic, mechanical, photocopying, recording, broadcasting or otherwise now known or herein after developed without the previous express consent by the copyright owner, except for reproduction in daily press and regular printed publications on sale to the public within 60 days of the event related to those data/results and always provided that copyright symbol appears together as follows below.

© DORNA WSBK ORGANIZATION Srl 2023



Phillip Island 4.445 m

Grand Ridge Australian Round, 24-26 February 2023

Ideal Times Free Practice 3rd Session

No.	Rider	Nat	Bike	Seg. 1	Seg. 2	Seg. 3	Seg. 4	Ideal Time			
				Diff. 1	Diff. 2	Diff. 3	Diff. 4	Best Lap	Pos.	Diff.	
1	7 I. LECUONA	ESP	Honda CBR1000 RR-R	21.381	26.133	17.243	25.007	1'29.764	1'29.764	1	
2	1 A. BAUTISTA	ESP	Ducati Panigale V4R	21.382	26.155	17.124	25.251	1'29.912	1'29.943	2	0.031
3	65 J. REA	GBR	Kawasaki ZX-10RR	21.383	26.196	17.254	25.217	1'30.050	1'30.220	5	0.170
4	5 P. OETTL	GER	Ducati Panigale V4R	21.605	26.191	17.207	25.114	1'30.117	1'30.117	3	
5	21 M. RINALDI	ITA	Ducati Panigale V4R	21.542	26.147	17.245	25.227	1'30.161	1'30.161	4	
6	87 R. GARDNER	AUS	Yamaha YZF R1	21.602	26.258	17.216	25.274	1'30.350	1'30.440	6	0.090
7	22 A. LOWES	GBR	Kawasaki ZX-10RR	21.500	26.231	17.304	25.323	1'30.358	1'30.675	8	0.317
8	54 T. RAZGATLIOGLU	TUR	Yamaha YZF R1	21.648	26.007	17.440	25.352	1'30.447	1'30.447	7	
9	47 A. BASSANI	ITA	Ducati Panigale V4R	21.749	26.350	17.335	25.219	1'30.653	1'30.760	10	0.107
10	9 D. PETRUCCI	ITA	Ducati Panigale V4R	21.685	26.378	17.399	25.196	1'30.658	1'30.677	9	0.019
11	77 D. AEGERTER	SUI	Yamaha YZF R1	21.562	26.487	17.332	25.315	1'30.696	1'30.890	13	0.194
12	60 M. VAN DER MARK	NED	BMW M1000 RR	21.702	26.347	17.441	25.275	1'30.765	1'31.101	16	0.336
13	55 A. LOCATELLI	ITA	Yamaha YZF R1	21.738	26.436	17.338	25.278	1'30.790	1'30.819	12	0.029
14	97 X. VIERGE	ESP	Honda CBR1000 RR-R	21.669	26.525	17.426	25.196	1'30.816	1'30.934	14	0.118
15	76 L. BAZ	FRA	BMW M1000 RR	21.768	26.244	17.452	25.354	1'30.818	1'30.818	11	
16	31 G. GERLOFF	USA	BMW M1000 RR	21.742	26.358	17.361	25.372	1'30.833	1'30.997	15	0.164
17	45 S. REDDING	GBR	BMW M1000 RR	21.757	26.480	17.474	25.476	1'31.187	1'31.294	17	0.107
18	34 L. BALDASSARRI	ITA	Yamaha YZF R1	22.028	26.672	17.610	25.631	1'31.941	1'32.175	18	0.234
19	52 O. KONIG	CZE	Kawasaki ZX-10RR	22.278	26.735	17.620	25.699	1'32.332	1'32.511	19	0.179
20	66 T. SYKES	GBR	Kawasaki ZX-10RR	22.346	26.893	17.650	25.768	1'32.657	1'32.684	20	0.027
21	35 H. SYHRIN	MAS	Honda CBR1000 RR-R	22.330	26.960	17.835	25.739	1'32.864	1'32.943	21	0.079
22	51 E. GRANADO	BRA	Honda CBR1000 RR-R	22.336	27.077	17.845	25.807	1'33.065	1'33.191	22	0.126
Overall Ideal Time				21.381	26.007	17.124	25.007	1'29.519			

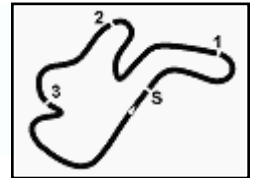
25/02/2023

These data/results cannot be reproduced, stored and/or transmitted in whole or in part by any manner of electronic, mechanical, photocopying, recording, broadcasting or otherwise now known or herein after developed without the previous express consent by the copyright owner, except for reproduction in daily press and regular printed publications on sale to the public within 60 days of the event related to those data/results and always provided that copyright symbol appears together as follows below.

© DORNA WSBK ORGANIZATION Srl 2023

FIGR PERUGIA TIMING





Grand Ridge Australian Round, 24-26 February 2023

Chronological Analysis Free Practice 3rd Session

1° 7 I. LECUONA [1'29.764]							
Lap	Seg1	Seg2	Seg3	Seg4	Lap Time	km/h	Local Time
1							10:50'05.611
2	33.352	27.967	17.783	26.488	1'45.590P		10:51'51.201
3	22.022	26.793	18.667	17'27.145	18'34.627P	317,6	11:10'25.828
4	33.352	29.412	17.823	25.661	1'46.248P		11:12'12.076
5	21.381	26.133	17.243	25.007	1'29.764	320,5	11:13'41.840
6	21.526	26.338	17.334	25.116	1'30.314	318,6	11:15'12.154
7	21.530	26.588	17.336	25.194	1'30.648	319,5	11:16'42.802
8	21.661	26.332	17.351	25.161	1'30.505	319,5	11:18'13.307
9	21.627	26.428	17.312	25.257	1'30.624	321,4	11:19'43.931
10	21.740	26.421	17.353	25.649	1'31.163	323,4	11:21'15.094

8	21.659	26.301	17.382	25.217	1'30.559	319,5	11:18'02.393
9	21.522	26.310	17.313	25.223	1'30.368	319,5	11:19'32.761
10	21.548	26.315	17.254	25.293	1'30.410	318,6	11:21'03.171

2° 1 A. BAUTISTA [1'29.943]							
Lap	Seg1	Seg2	Seg3	Seg4	Lap Time	km/h	Local Time
1							10:50'03.584
2	31.778	26.770	17.486	26.029	1'42.063P		10:51'45.647
3	21.566	26.404	18.077	16'30.032	17'36.079P	320,5	11:09'21.726
4	32.972	26.469	17.228	25.468	1'42.137P		11:11'03.863
5	21.382	26.155	17.153	25.253	1'29.943	324,3	11:12'33.806
6	21.499	26.286	17.124	25.297	1'30.206	323,4	11:14'04.012
7	21.649	26.314	17.230	25.275	1'30.468	323,4	11:15'34.480
8	21.660	26.474	17.136	25.252	1'30.522	323,4	11:17'05.002
9	21.596	26.551	17.196	25.251	1'30.594	323,4	11:18'35.596
10	21.617	26.437	17.154	25.252	1'30.460	326,3	11:20'06.056

6° 87 R. GARDNER [1'30.440]							
Lap	Seg1	Seg2	Seg3	Seg4	Lap Time	km/h	Local Time
1							10:50'05.403
2	33.534	28.529	18.039	26.023	1'46.125P		10:51'51.528
3	22.132	26.716	18.922	15'37.391	16'45.161P	316,7	11:08'36.689
4	35.669	28.322	18.538	28.747	1'51.276P		11:10'27.965
5	22.364	27.021	17.621	24'27.704	3'49.710P	310,3	11:14'17.675
6	34.021	28.059	17.825	26.012	1'45.917P		11:16'03.592
7	21.670	26.460	17.216	25.478	1'30.824	314,9	11:17'34.416
8	21.602	26.258	17.306	25.274	1'30.440	315,8	11:19'04.856
9	21.662	28.348	18.114	26.158	1'34.282	314,0	11:20'39.138

3° 5 P. OETTL [1'30.117]							
Lap	Seg1	Seg2	Seg3	Seg4	Lap Time	km/h	Local Time
1							10:51'21.613
2	33.278	27.142	18.126	29.519	1'48.065P		10:53'09.678
3	23.148	27.661	21.488	11'25.672	12'37.969P	303,4	11:05'47.647
4	35.337	27.924	17.722	26.727	1'47.710P		11:07'35.357
5	22.131	26.592	17.508	25.835	1'32.066	310,3	11:09'07.423
6	21.803	26.436	17.401	25.571	1'31.211	314,0	11:10'38.634
7	21.735	26.381	17.304	25.481	1'30.901	314,0	11:12'09.535
8	29.733	27.492	18.060	2'56.119	4'11.404P	314,9	11:16'20.939
9	36.190	26.970	17.890	25.283	1'46.333P		11:18'07.272
10	21.605	26.191	17.207	25.114	1'30.117	318,6	11:19'37.389
11	21.715	26.253	17.313	25.245	1'30.526	320,5	11:21'07.915

7° 54 T. RAZGATLIOGLU [1'30.447]							
Lap	Seg1	Seg2	Seg3	Seg4	Lap Time	km/h	Local Time
1							10:50'21.207
2	32.100	27.154	17.941	26.125	1'43.320P		10:52'04.527
3	22.035	26.343	18.433	14'50.968	15'57.779P	314,9	11:08'02.306
4	32.414	27.498	18.213	25.718	1'43.843P		11:09'46.149
5	21.648	26.007	17.440	25.352	1'30.447	314,9	11:11'16.596
6	21.773	26.199	17.464	25.413	1'30.849	315,8	11:12'47.445
7	21.710	26.262	17.480	25.414	1'30.866	315,8	11:14'18.311
8	21.932	26.281	17.523	25.409	1'31.145	317,6	11:15'49.456
9	21.869	26.284	17.539	25.501	1'31.193	315,8	11:17'20.649
10	21.994	26.344	17.580	25.527	1'31.445	315,8	11:18'52.094
11	21.995	26.275	17.515	25.459	1'31.244	315,8	11:20'23.338

4° 21 M. RINALDI [1'30.161]							
Lap	Seg1	Seg2	Seg3	Seg4	Lap Time	km/h	Local Time
1							10:50'38.792
2	34.964	28.233	18.335	32.571	1'54.103P		10:52'32.895
3	24.122	30.207	24.153	15'39.650	16'58.132P	285,0	11:09'31.027
4	33.110	27.052	17.796	25.603	1'43.561P		11:11'14.588
5	21.744	26.226	17.445	25.299	1'30.714	318,6	11:12'45.302
6	21.542	26.147	17.245	25.227	1'30.161	317,6	11:14'15.463
7	24.057	30.587	18.095	25.916	1'38.655	317,6	11:15'54.118
8	21.803	26.287	17.545	25.342	1'30.977	318,6	11:17'25.095
9	21.673	26.330	17.369	25.352	1'30.724	319,5	11:18'55.819
10	21.755	26.386	17.417	25.302	1'30.860	319,5	11:20'26.679

8° 22 A. LOWES [1'30.675]							
Lap	Seg1	Seg2	Seg3	Seg4	Lap Time	km/h	Local Time
1							10:50'08.971
2	32.786	28.161	17.595	25.782	1'44.324P		10:51'53.295
3	21.500	26.337	17.923	17'18.391	18'24.151P	320,5	11:10'17.446
4	35.018	27.773	17.709	25.666	1'46.166P		11:12'03.612
5	21.660	26.296	17.475	25.323	1'30.754	314,9	11:13'34.366
6	21.704	26.360	17.393	25.363	1'30.820	319,5	11:15'05.186
7	21.642	26.231	17.365	25.437	1'30.675	318,6	11:16'35.861
8	21.644	37.757	17.676	26.394	1'43.471	320,5	11:18'19.332
9	21.716	26.373	17.304	25.495	1'30.888	317,6	11:19'50.220
10	21.657	26.402	17.464	25.460	1'30.983	318,6	11:21'21.203

5° 65 J. REA [1'30.220]							
Lap	Seg1	Seg2	Seg3	Seg4	Lap Time	km/h	Local Time
1							10:50'04.815
2	35.162	31.465	18.889	26.049	1'51.565P		10:51'56.380
3	21.608	26.388	17.979	16'57.654	18'03.629P	319,5	11:10'00.009
4	38.733	34.221	18.062	25.683	1'56.699P		11:11'56.708
5	21.383	26.196	17.344	25.297	1'30.220	318,6	11:13'26.928
6	21.554	26.263	17.318	25.242	1'30.377	318,6	11:14'57.305
7	24.156	27.094	17.746	25.533	1'34.529	317,6	11:16'31.834

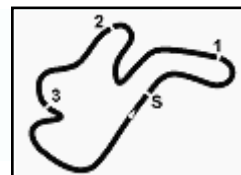
9° 9 D. PETRUCCI [1'30.677]							
Lap	Seg1	Seg2	Seg3	Seg4	Lap Time	km/h	Local Time
1							10:50'31.343
2	33.984	30.789	20.276	32.925	1'57.974P		10:52'29.317
3	24.012	31.951	24.317	16'11.977	17'32.257P	308,6	11:10'01.574
4	37.743	28.442	18.467	26.667	1'51.319P		11:11'52.893
5	21.761	26.453	17.568	25.406	1'31.188	319,5	11:13'24.081
6	21.917	27.442	19.833	25.880	1'35.072	320,5	11:14'59.153
7	21.896	26.402	17.399	25.336	1'31.033	323,4	11:16'30.186
8	23.949	28.047	20.314	25.654	1'37.964	323,4	11:18'08.150
9	21.685	26.378	17.418	25.196	1'30.677	327,3	11:19'38.827
10	21.704	27.978	20.712	27.144	1'37.538	324,3	11:21'16.365

25/02/2023 P = Pits In/Out - C = Lap Time Cancelled

10° 47 A. BASSANI [1'30.760]							
Lap	Seg1	Seg2	Seg3	Seg4	Lap Time	km/h	Local Time
1							10:50'04.032
2	32.548	27.171	17.766	25.537	1'43.022P		10:51'47.054
3	22.183	28.779	18.065	15'45.695	16'54.722P	305,9	11:08'41.776
4	34.196	27.843	18.088	26.402	1'46.529P		11:10'28.305

These data/results cannot be reproduced, stored and/or transmitted in whole or in part by any manner of electronic, mechanical, photocopying, recording, broadcasting or otherwise now known or herein after developed without the previous express consent by the copyright owner, except for reproduction in daily press and regular printed publications on sale to the public within 60 days of the event related to those data/results and always provided that copyright symbol appears together as follows below.

© DORNA WSBK ORGANIZATION Srl 2023



Phillip Island 4.445 m

3 / 3

Grand Ridge Australian Round, 24-26 February 2023

Chronological Analysis Free Practice 3rd Session

2	39.305	35.122	25.635	19'15.282	20'55.344P		11:13'51.169
3	36.574	30.029	18.488	26.351	1'51.442P		11:15'42.611
4	22.662	27.222	17.824	36.261	1'43.969	309,5	11:17'26.580
5	22.555	26.893	17.767	25.983	1'33.198	309,5	11:18'59.778
6	22.346	26.920	17.650	25.768	1'32.684	308,6	11:20'32.462

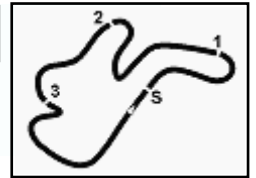
21° 35 H. SYAHRIN [1'32.943]							
Lap	Seg.1	Seg.2	Seg.3	Seg.4	Lap Time	km/h	Local Time
1							10:50'22.749
2	38.005	29.756	18.685	26.745	1'53.191P		10:52'15.940
3	22.652	27.402	21.097	16'27.100	17'38.251P	314,0	11:09'54.191
4	38.943	29.445	18.541	26.834	1'53.763P		11:11'47.954
5	22.479	27.273	18.020	25.858	1'33.630	309,5	11:13'21.584
6	22.356	27.167	17.950	25.759	1'33.232	314,9	11:14'54.816
7	22.356	26.960	17.888	25.739	1'32.943	314,0	11:16'27.759
8	22.330	27.043	17.923	25.950	1'33.246	313,0	11:18'01.005
9	22.426	33.430	18.376	26.484	1'40.716	317,6	11:19'41.721
10	22.442	27.315	17.835	25.770	1'33.362	313,0	11:21'15.083

22° 51 E. GRANADO [1'33.191]							
Lap	Seg.1	Seg.2	Seg.3	Seg.4	Lap Time	km/h	Local Time
1							10:50'34.310
2	38.250	29.328	18.711	18'57.036	20'23.325P		11:10'57.635
3	41.413	29.334	18.398	27.291	1'56.436P		11:12'54.071
4	22.420	27.131	17.845	25.935	1'33.331	306,8	11:14'27.402
5	22.506	27.114	17.929	26.006	1'33.555	310,3	11:16'00.957
6	22.550	27.120	17.943	25.894	1'33.507	308,6	11:17'34.464
7	22.336	27.077	17.971	25.807	1'33.191	312,1	11:19'07.655
8	22.422	27.357	18.098	26.303	1'34.180	310,3	11:20'41.835

25/02/2023 P = Pits In/Out - C = Lap Time Cancelled

These data/results cannot be reproduced, stored and/or transmitted in whole or in part by any manner of electronic, mechanical, photocopying, recording, broadcasting or otherwise now known or herein after developed without the previous express consent by the copyright owner, except for reproduction in daily press and regular printed publications on sale to the public within 60 days of the event related to those data/results and always provided that copyright symbol appears together as follows below.

© DORNA WSBK ORGANIZATION Srl 2023



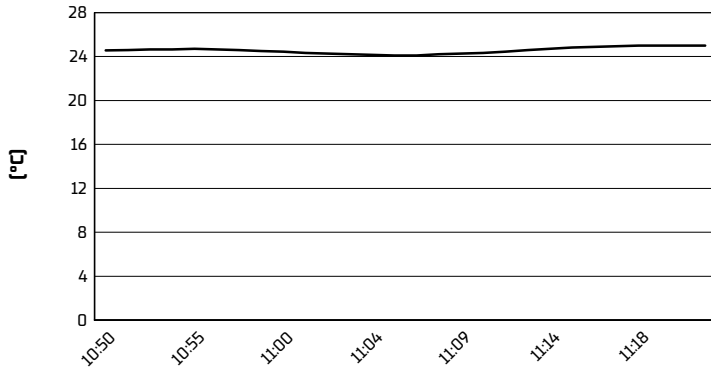
Phillip Island 4.445 m

Grand Ridge Australian Round, 24-26 February 2023

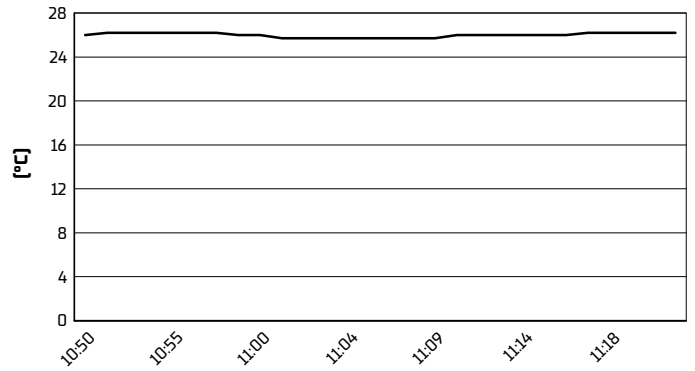
Weather Report Free Practice 3rd Session

Session started 10:50 - Session ended 11:22

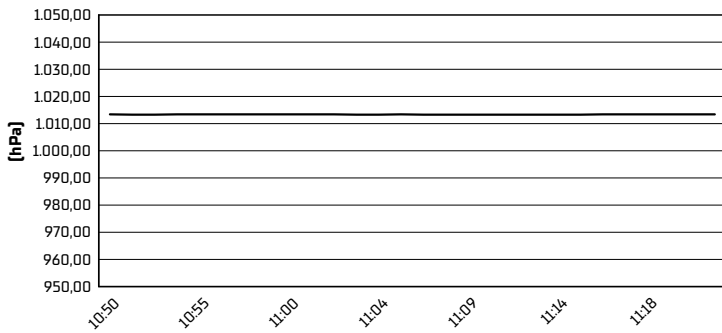
Air Temperature



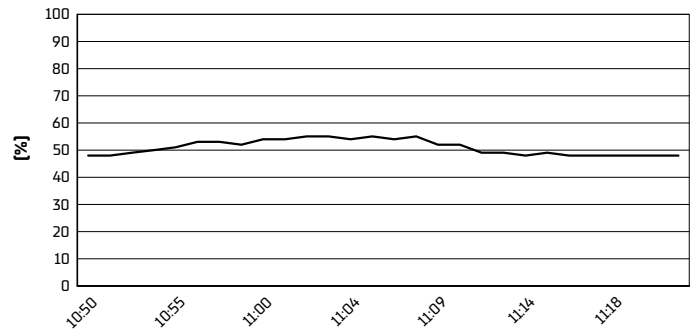
Track Temperature



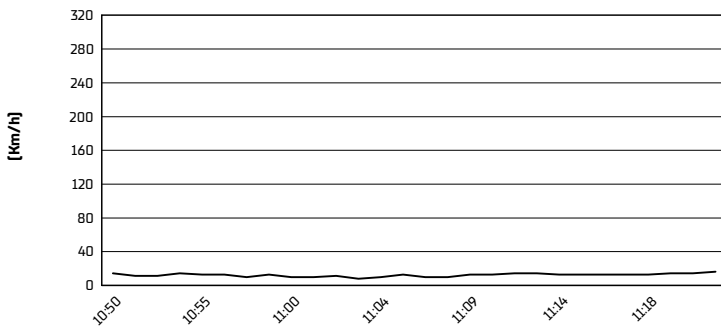
Air Pressure



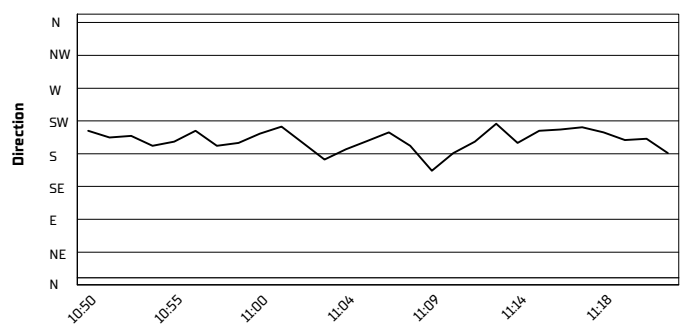
Humidity



Wind Speed



Wind Direction



25/02/2023

These data/results cannot be reproduced, stored and/or transmitted in whole or in part by any manner of electronic, mechanical, photocopying, recording, broadcasting or otherwise now known or herein after developed without the previous express consent by the copyright owner, except for reproduction in daily press and regular printed publications on sale to the public within 60 days of the event related to those data/results and always provided that copyright symbol appears together as follows below.

© DORNA WSBK ORGANIZATION Srl 2023