

Grand Ridge Australian Round, 24-26 February 2023

Results Tissot Superpole

Phillip Island 4.445 m

1 / 2

No.	Rider	Nat	Team	Bike	Class	Time	Gap	Rel.	Laps	Speed	
										Avg	Max
1	54 T. RAZGATLIOGLU	TUR	Pata Yamaha Prometeon WorldSBK	Yamaha YZF R1		1'29.400			8	178,993	315,8
2	1 A. BAUTISTA	ESP	Aruba.it Racing - Ducati	Ducati Panigale V4R		1'29.584	0.184	0.184	9	178,626	322,4
3	77 D. AEGERTER	SUI	GYTR GRT Yamaha WorldSBK Team	Yamaha YZF R1	IND	1'29.635	0.235	0.051	8	178,524	312,1
4	65 J. REA	GBR	Kawasaki Racing Team WorldSBK	Kawasaki ZX-10RR		1'29.715	0.315	0.080	8	178,365	314,9
5	5 P. OETTL	GER	Team GoEleven	Ducati Panigale V4R	IND	1'29.774	0.374	0.059	8	178,248	311,2
6	21 M. RINALDI	ITA	Aruba.it Racing - Ducati	Ducati Panigale V4R		1'29.775	0.375	0.001	7	178,246	314,9
7	87 R. GARDNER	AUS	GYTR GRT Yamaha WorldSBK Team	Yamaha YZF R1	IND	1'29.841	0.441	0.066	8	178,115	313,0
8	22 A. LOWES	GBR	Kawasaki Racing Team WorldSBK	Kawasaki ZX-10RR		1'29.864	0.464	0.023	7	178,069	314,9
9	55 A. LOCATELLI	ITA	Pata Yamaha Prometeon WorldSBK	Yamaha YZF R1		1'29.956	0.556	0.092	8	177,887	314,0
10	9 D. PETRUCCI	ITA	Barni Spark Racing Team	Ducati Panigale V4R	IND	1'30.075	0.675	0.119	8	177,652	323,4
11	7 I. LECUONA	ESP	Team HRC	Honda CBR1000 RR-R		1'30.257	0.857	0.182	8	177,294	314,0
12	60 M. VAN DER MARK	NED	ROKIT BMW Motorrad WorldSBK Team	BMW M1000 RR		1'30.276	0.876	0.019	8	177,256	320,5
13	45 S. REDDING	GBR	ROKIT BMW Motorrad WorldSBK Team	BMW M1000 RR		1'30.388	0.988	0.112	8	177,037	321,4
14	47 A. BASSANI	ITA	Motocorsa Racing	Ducati Panigale V4R	IND	1'30.409	1.009	0.021	8	176,996	314,9
15	34 L. BALDASSARRI	ITA	GMT94 Yamaha	Yamaha YZF R1	IND	1'30.470	1.070	0.061	8	176,876	309,5
16	31 G. GERLOFF	USA	Bonovo Action BMW	BMW M1000 RR	IND	1'30.473	1.073	0.003	8	176,870	321,4
17	97 X. VIERGE	ESP	Team HRC	Honda CBR1000 RR-R		1'30.587	1.187	0.114	8	176,648	322,4
18	76 L. BAZ	FRA	Bonovo Action BMW	BMW M1000 RR	IND	1'30.604	1.204	0.017	7	176,615	313,0
19	66 T. SYKES	GBR	Kawasaki Puccetti Racing	Kawasaki ZX-10RR	IND	1'30.914	1.514	0.310	7	176,012	305,1
20	51 E. GRANADO	BRA	PETRONAS MIE Racing HONDA Team	Honda CBR1000 RR-R	IND	1'31.779	2.379	0.865	8	174,354	306,8
21	35 H. SYHRIN	MAS	PETRONAS MIE Racing HONDA Team	Honda CBR1000 RR-R	IND	1'32.098	2.698	0.319	8	173,750	317,6
22	52 O. KONIG	CZE	Orelac Racing MOVISIO	Kawasaki ZX-10RR	IND	1'32.282	2.882	0.184	8	173,403	305,1

Qualifying Lap Time (105% of 1'29.400): **1'33.870**

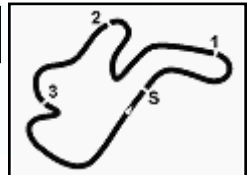
AIR	Humidity:	66%	Temp:	23°C
TRACK	Condition:	Dry	Temp:	27°C

Records	Pole	(SP)	2020 T.Sykes	1'29.230	179,330	Km/h
	Race	(SPRC)	2019 J.Rea	1'30.075	177,650	Km/h
	All Times	(SP)	2020 T.Sykes	1'29.230	179,330	Km/h

Start End The results are provisional until the end of the time limit for protests and appeals
25/02/2023 13:10 13:27 and the completion of the technical checks.

These data/results cannot be reproduced, stored and/or transmitted in whole or in part by any manner of electronic, mechanical, photocopying, recording, broadcasting or otherwise now known or herein after developed without the previous express consent by the copyright owner, except for reproduction in daily press and regular printed publications on sale to the public within 60 days of the event related to those data/results and always provided that copyright symbol appears together as follows below.

© DORNA WSBK ORGANIZATION Srl 2023



Grand Ridge Australian Round, 24-26 February 2023

Results Tissot Superpole

Session Highlights

Local Time	No. Rider	Description
13.02.01		WorldSSP Works on bikes are allowed
13.10.00		Start
13.14.57	22 A. LOWES	On Asphalt - Re-Joined - Turn 4
13.23.23	51 E. GRANADO	On Asphalt - Re-Joined - Turn 4
13.23.34	97 X. VIERGE	On Asphalt - Re-Joined - Turn 4
13.24.06	5 P. OETTL	On Asphalt - Re-Joined - Turn 4
13.27.14		End Of Session
13.32.07	7 I. LECUONA	Lap Cancelled [1.30.907] - Exceeded Track Limits T12

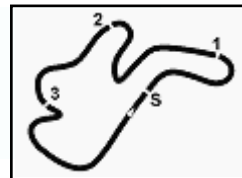
Fastest Laps Sequence

No.	Rider	Nat	Team	Bike	Local Time	Time	Gap	Avg
76	L. BAZ	FRA	Bonovo Action BMW	BMW M1000 RR	13:13'17.020	1'31.041		175,767
47	A. BASSANI	ITA	Motocorsa Racing	Ducati Panigale V4R	13:13'17.997	1'30.736	-0.305	176,358
9	D. PETRUCCI	ITA	Barni Spark Racing Team	Ducati Panigale V4R	13:13'18.371	1'30.571	-0.165	176,679
87	R. GARDNER	AUS	GYTR GRT Yamaha WorldSBK Team	Yamaha YZF R1	13:13'28.436	1'30.521	-0.050	176,777
77	D. AEGERTER	SUI	GYTR GRT Yamaha WorldSBK Team	Yamaha YZF R1	13:13'33.263	1'30.439	-0.082	176,937
5	P. OETTL	GER	Team GoEleven	Ducati Panigale V4R	13:13'47.796	1'30.315	-0.124	177,180
21	M. RINALDI	ITA	Aruba.it Racing - Ducati	Ducati Panigale V4R	13:13'55.373	1'30.019	-0.296	177,762
65	J. REA	GBR	Kawasaki Racing Team WorldSBK	Kawasaki ZX-10RR	13:15'37.582	1'29.715	-0.304	178,365
77	D. AEGERTER	SUI	GYTR GRT Yamaha WorldSBK Team	Yamaha YZF R1	13:22'31.789	1'29.635	-0.080	178,524
54	T. RAZGATLIOGLU	TUR	Pata Yamaha Prometeon WorldSBK	Yamaha YZF R1	13:23'06.312	1'29.400	-0.235	178,993

Start 13:10 End 13:27 The results are provisional until the end of the time limit for protests and appeals and the completion of the technical checks.

These data/results cannot be reproduced, stored and/or transmitted in whole or in part by any manner of electronic, mechanical, photocopying, recording, broadcasting or otherwise now known or herein after developed without the previous express consent by the copyright owner, except for reproduction in daily press and regular printed publications on sale to the public within 60 days of the event related to those data/results and always provided that copyright symbol appears together as follows below.

© DORNA WSBK ORGANIZATION Srl 2023



Phillip Island 4.445 m

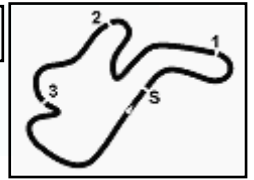
Grand Ridge Australian Round, 24-26 February 2023

Starting Grid - Race 1 [22 Laps x 4,445 km = 97,790 km]

1	1	54 RAZGATLIOGLU T. Yamaha 1'29.400	2	1 BAUTISTA A. Ducati 1'29.584	3	77 AEGERTER D. Yamaha 1'29.635
2	4	65 REA J. Kawasaki 1'29.715	5	5 OETTL P. Ducati 1'29.774	6	21 RINALDI M. Ducati 1'29.775
3	7	87 GARDNER R. Yamaha 1'29.841	8	22 LOWES A. Kawasaki 1'29.864	9	55 LOCATELLI A. Yamaha 1'29.956
4	10	9 PETRUCCI D. Ducati 1'30.075	11	7 LECUONA I. Honda 1'30.257	12	60 VAN DER MARK M. BMW 1'30.276
5	13	45 REDDING S. BMW 1'30.388	14	47 BASSANI A. Ducati 1'30.409	15	34 BALDASSARRI L. Yamaha 1'30.470
6	16	31 GERLOFF G. BMW 1'30.473	17	97 VIERGE X. Honda 1'30.587	18	76 BAZ L. BMW 1'30.604
7	19	66 SYKES T. Kawasaki 1'30.914	20	51 GRANADO E. Honda 1'31.779	21	35 SYAHRIN H. Honda 1'32.098
8	22	52 KONIG D. Kawasaki 1'32.282				

25/02/2023 The Race Director

These data/results cannot be reproduced, stored and/or transmitted in whole or in part by any manner of electronic, mechanical, photocopying, recording, broadcasting or otherwise now known or herein after developed without the previous express consent by the copyright owner, except for reproduction in daily press and regular printed publications on sale to the public within 60 days of the event related to those data/results and always provided that copyright symbol appears together as follows below. © DORNA WSBK ORGANIZATION Srl 2023



Phillip Island 4.445 m

Grand Ridge Australian Round, 24-26 February 2023

Best Sectors & Speed Tisot Superpole

BEST LAP			
1	54	T. RAZGATLIOGLU	Yamaha YZF R1 1'29.400
2	1	A. BAUTISTA	Ducati Panigale V4R 1'29.584
3	77	D. AEGERTER	Yamaha YZF R1 1'29.635
4	65	J. REA	Kawasaki ZX-10RR 1'29.715
5	5	P. OETTL	Ducati Panigale V4R 1'29.774
6	21	M. RINALDI	Ducati Panigale V4R 1'29.775
7	87	R. GARDNER	Yamaha YZF R1 1'29.841
8	22	A. LOWES	Kawasaki ZX-10RR 1'29.864
9	55	A. LOCATELLI	Yamaha YZF R1 1'29.956
10	9	D. PETRUCCI	Ducati Panigale V4R 1'30.075
11	7	I. LECUONA	Honda CBR1000 RR-R 1'30.257
12	60	M. VAN DER MARK	BMW M1000 RR 1'30.276
13	45	S. REDDING	BMW M1000 RR 1'30.388
14	47	A. BASSANI	Ducati Panigale V4R 1'30.409
15	34	L. BALDASSARRI	Yamaha YZF R1 1'30.470
16	31	G. GERLOFF	BMW M1000 RR 1'30.473
17	97	X. VIERGE	Honda CBR1000 RR-R 1'30.587
18	76	L. BAZ	BMW M1000 RR 1'30.604
19	66	T. SYKES	Kawasaki ZX-10RR 1'30.914
20	51	E. GRANADO	Honda CBR1000 RR-R 1'31.779
21	35	H. SYHRIN	Honda CBR1000 RR-R 1'32.098
22	52	O. KONIG	Kawasaki ZX-10RR 1'32.282

SPEED			
1	9	D. PETRUCCI	Ducati Panigale V4R 323,4
2	1	A. BAUTISTA	Ducati Panigale V4R 322,4
3	97	X. VIERGE	Honda CBR1000 RR-R 322,4
4	31	G. GERLOFF	BMW M1000 RR 321,4
5	45	S. REDDING	BMW M1000 RR 321,4
6	60	M. VAN DER MARK	BMW M1000 RR 320,5
7	35	H. SYHRIN	Honda CBR1000 RR-R 317,6
8	54	T. RAZGATLIOGLU	Yamaha YZF R1 315,8
9	65	J. REA	Kawasaki ZX-10RR 314,9
10	21	M. RINALDI	Ducati Panigale V4R 314,9
11	47	A. BASSANI	Ducati Panigale V4R 314,9
12	22	A. LOWES	Kawasaki ZX-10RR 314,9
13	7	I. LECUONA	Honda CBR1000 RR-R 314,0
14	55	A. LOCATELLI	Yamaha YZF R1 314,0
15	76	L. BAZ	BMW M1000 RR 313,0
16	87	R. GARDNER	Yamaha YZF R1 313,0
17	77	D. AEGERTER	Yamaha YZF R1 312,1
18	5	P. OETTL	Ducati Panigale V4R 311,2
19	34	L. BALDASSARRI	Yamaha YZF R1 309,5
20	51	E. GRANADO	Honda CBR1000 RR-R 306,8
21	66	T. SYKES	Kawasaki ZX-10RR 305,1
22	52	O. KONIG	Kawasaki ZX-10RR 305,1

SEG. 1	
1	77 D. AEGERTER 21.229
2	65 J. REA 21.261
3	1 A. BAUTISTA 21.295
4	22 A. LOWES 21.314
5	54 T. RAZGATLIOGLU 21.396
6	87 R. GARDNER 21.419
7	9 D. PETRUCCI 21.432
8	7 I. LECUONA 21.462
9	55 A. LOCATELLI 21.475
10	21 M. RINALDI 21.481
11	60 M. VAN DER MARK 21.508
12	5 P. OETTL 21.510
13	34 L. BALDASSARRI 21.536
14	31 G. GERLOFF 21.540
15	97 X. VIERGE 21.563
16	45 S. REDDING 21.591
17	76 L. BAZ 21.652
18	47 A. BASSANI 21.759
19	66 T. SYKES 21.808
20	51 E. GRANADO 21.924
21	35 H. SYHRIN 21.939
22	52 O. KONIG 22.174

SEG. 2	
1	54 T. RAZGATLIOGLU 25.760
2	21 M. RINALDI 25.912
3	5 P. OETTL 25.946
4	65 J. REA 25.964
5	87 R. GARDNER 26.016
6	1 A. BAUTISTA 26.019
7	55 A. LOCATELLI 26.040
8	22 A. LOWES 26.066
9	77 D. AEGERTER 26.086
10	9 D. PETRUCCI 26.103
11	31 G. GERLOFF 26.103
12	60 M. VAN DER MARK 26.103
13	47 A. BASSANI 26.137
14	76 L. BAZ 26.178
15	34 L. BALDASSARRI 26.209
16	45 S. REDDING 26.210
17	7 I. LECUONA 26.213
18	97 X. VIERGE 26.281
19	66 T. SYKES 26.358
20	51 E. GRANADO 26.510
21	35 H. SYHRIN 26.704
22	52 O. KONIG 26.769

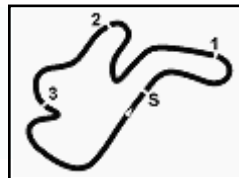
SEG. 3	
1	1 A. BAUTISTA 16.986
2	77 D. AEGERTER 17.055
3	21 M. RINALDI 17.076
4	54 T. RAZGATLIOGLU 17.124
5	22 A. LOWES 17.127
6	87 R. GARDNER 17.139
7	65 J. REA 17.154
8	55 A. LOCATELLI 17.158
9	5 P. OETTL 17.177
10	7 I. LECUONA 17.200
11	9 D. PETRUCCI 17.217
12	45 S. REDDING 17.222
13	76 L. BAZ 17.260
14	60 M. VAN DER MARK 17.268
15	47 A. BASSANI 17.273
16	31 G. GERLOFF 17.300
17	66 T. SYKES 17.321
18	34 L. BALDASSARRI 17.322
19	97 X. VIERGE 17.345
20	52 O. KONIG 17.560
21	51 E. GRANADO 17.588
22	35 H. SYHRIN 17.708

SEG. 4	
1	54 T. RAZGATLIOGLU 25.120
2	5 P. OETTL 25.141
3	1 A. BAUTISTA 25.190
4	47 A. BASSANI 25.240
5	9 D. PETRUCCI 25.245
6	21 M. RINALDI 25.256
7	55 A. LOCATELLI 25.261
8	77 D. AEGERTER 25.265
9	65 J. REA 25.266
10	87 R. GARDNER 25.267
11	22 A. LOWES 25.282
12	97 X. VIERGE 25.322
13	7 I. LECUONA 25.341
14	45 S. REDDING 25.364
15	60 M. VAN DER MARK 25.397
16	34 L. BALDASSARRI 25.403
17	66 T. SYKES 25.403
18	76 L. BAZ 25.418
19	31 G. GERLOFF 25.429
20	35 H. SYHRIN 25.656
21	51 E. GRANADO 25.757
22	52 O. KONIG 25.779

25/02/2023

These data/results cannot be reproduced, stored and/or transmitted in whole or in part by any manner of electronic, mechanical, photocopying, recording, broadcasting or otherwise now known or herein after developed without the previous express consent by the copyright owner, except for reproduction in daily press and regular printed publications on sale to the public within 60 days of the event related to those data/results and always provided that copyright symbol appears together as follows below.

© DORNA WSBK ORGANIZATION Srl 2023



Phillip Island 4.445 m

Grand Ridge Australian Round, 24-26 February 2023

Ideal Times Tissot Superpole

No. Rider	Nat	Bike	Seg. 1 Diff. 1	Seg. 2 Diff. 2	Seg. 3 Diff. 3	Seg. 4 Diff. 4	Ideal Time Best Lap	Pos.	Diff.
1 54 T. RAZGATLIOGLU	TUR	Yamaha YZF R1	21.396	25.760	17.124	25.120	1'29.400 1'29.400	1	
2 1 A. BAUTISTA	ESP	Ducati Panigale V4R	21.295	26.019 +0.094	16.986	25.190	1'29.490 1'29.584	2	0.094
3 77 D. AEGERTER	SUI	Yamaha YZF R1	21.229	26.086	17.055	25.265	1'29.635 1'29.635	3	
4 65 J. REA	GBR	Kawasaki ZX-10RR	21.261 +0.047	25.964 +0.023	17.154	25.266	1'29.645 1'29.715	4	0.070
5 21 M. RINALDI	ITA	Ducati Panigale V4R	21.481 +0.050	25.912	17.076	25.256	1'29.725 1'29.775	6	0.050
6 5 P. OETTL	GER	Ducati Panigale V4R	21.510	25.946	17.177	25.141	1'29.774 1'29.774	5	
7 22 A. LOWES	GBR	Kawasaki ZX-10RR	21.314	26.066 +0.075	17.127	25.282	1'29.789 1'29.864	8	0.075
8 87 R. GARDNER	AUS	Yamaha YZF R1	21.419	26.016	17.139	25.267	1'29.841 1'29.841	7	
9 55 A. LOCATELLI	ITA	Yamaha YZF R1	21.475 +0.015	26.040	17.158	25.261 +0.007	1'29.934 1'29.956	9	0.022
10 9 D. PETRUCCI	ITA	Ducati Panigale V4R	21.432 +0.051	26.103	17.217 +0.024	25.245 +0.003	1'29.997 1'30.075	10	0.078
11 7 I. LECUONA	ESP	Honda CBR1000 RR-R	21.462	26.213 +0.015	17.200 +0.009	25.341 +0.017	1'30.216 1'30.257	11	0.041
12 60 M. VAN DER MARK	NED	BMW M1000 RR	21.508	26.103	17.268	25.397	1'30.276 1'30.276	12	
13 31 G. GERLOFF	USA	BMW M1000 RR	21.540	26.103	17.300 +0.072	25.429 +0.029	1'30.372 1'30.473	16	0.101
14 45 S. REDDING	GBR	BMW M1000 RR	21.591	26.210	17.222	25.364 +0.001	1'30.387 1'30.388	13	0.001
15 47 A. BASSANI	ITA	Ducati Panigale V4R	21.759	26.137	17.273	25.240	1'30.409 1'30.409	14	
16 34 L. BALDASSARRI	ITA	Yamaha YZF R1	21.536	26.209	17.322	25.403	1'30.470 1'30.470	15	
17 76 L. BAZ	FRA	BMW M1000 RR	21.652	26.178 +0.096	17.260	25.418	1'30.508 1'30.604	18	0.096
18 97 X. VIERGE	ESP	Honda CBR1000 RR-R	21.563	26.281 +0.076	17.345	25.322	1'30.511 1'30.587	17	0.076
19 66 T. SYKES	GBR	Kawasaki ZX-10RR	21.808 +0.024	26.358	17.321	25.403	1'30.890 1'30.914	19	0.024
20 51 E. GRANADO	BRA	Honda CBR1000 RR-R	21.924	26.510	17.588	25.757	1'31.779 1'31.779	20	
21 35 H. SYHRIN	MAS	Honda CBR1000 RR-R	21.939 +0.091	26.704	17.708	25.656	1'32.007 1'32.098	21	0.091
22 52 O. KONIG	CZE	Kawasaki ZX-10RR	22.174	26.769	17.560	25.779	1'32.282 1'32.282	22	
Overall Ideal Time			21.229	25.760	16.986	25.120	1'29.095		

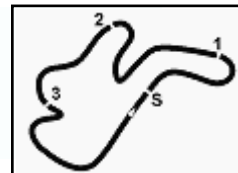
25/02/2023

These data/results cannot be reproduced, stored and/or transmitted in whole or in part by any manner of electronic, mechanical, photocopying, recording, broadcasting or otherwise now known or herein after developed without the previous express consent by the copyright owner, except for reproduction in daily press and regular printed publications on sale to the public within 60 days of the event related to those data/results and always provided that copyright symbol appears together as follows below.

© DORNA WSBK ORGANIZATION Srl 2023

FIGR PERUGIA TIMING





Grand Ridge Australian Round, 24-26 February 2023
Chronological Analysis Tissot Superpole

1° 54 T. RAZGATLIOGLU (1'29.400)							6° 21 M. RINALDI (1'29.775)								
Lap	Seg1	Seg2	Seg3	Seg4	Lap Time	km/h	Local Time	Lap	Seg1	Seg2	Seg3	Seg4	Lap Time	km/h	Local Time
1							13:10'47.766	1							13:10'42.854
2	33.213	27.553	18.253	25.966	1'44.985P		13:12'32.751	2	32.220	27.168	17.450	25.662	1'42.500P		13:12'25.354
3	21.720	26.065	17.403	25.318	1'30.506	307,7	13:14'03.257	3	21.481	26.051	17.158	25.329	1'30.019	312,1	13:13'55.373
4	21.672	26.094	17.453	25.529	1'30.748	310,3	13:15'34.005	4	21.488	26.020	17.194	25.433	1'30.135	313,0	13:15'25.508
5	22.622	27.131	17.716	3'06.006	4'13.475P	308,6	13:19'47.480	5	23.299	29.959	18.475	2'58.607	4'10.340P	314,9	13:19'35.848
6	32.239	32.184	18.914	26.095	1'49.432P		13:21'36.912	6	39.088	30.182	18.724	1'02.554	2'30.548P		13:22'06.396
7	21.396	25.760	17.124	25.120	1'29.400	312,1	13:23'06.312	7	32.197	26.514	17.252	25.364	1'41.327P		13:23'47.723
8	21.563	26.086	17.348	25.332	1'30.329	315,8	13:24'36.641	8	21.531	25.912	17.076	25.256	1'29.775	313,0	13:25'17.498
9	21.748	25.926	17.311	25.161	1'30.146	314,0	13:26'06.787								

2° 1 A. BAUTISTA (1'29.584)							7° 87 R. GARDNER (1'29.841)								
Lap	Seg1	Seg2	Seg3	Seg4	Lap Time	km/h	Local Time	Lap	Seg1	Seg2	Seg3	Seg4	Lap Time	km/h	Local Time
1							13:10'03.311	2							13:10'07.520
2	31.662	26.520	17.404	25.407	1'40.993P		13:11'44.304	3	33.376	29.327	19.569	28.123	1'50.395P		13:11'57.915
3	21.642	32.150	17.505	25.966	1'37.263	314,9	13:13'21.567	4	21.547	26.213	17.240	25.521	1'30.521	306,8	13:13'28.436
4	21.539	26.104	17.194	25.349	1'30.186	319,5	13:14'51.753	5	21.563	26.282	17.447	25.463	1'30.755	308,6	13:14'59.191
5	21.379	26.367	17.175	2'10.925	3'15.846P	318,6	13:18'07.599	6	25.327	29.546	19.457	3'07.753	4'22.083P	309,5	13:19'21.274
6	31.712	26.181	17.242	25.271	1'40.406P		13:19'48.005	7	45.723	27.714	18.133	25.652	1'57.222P		13:21'18.496
7	21.308	26.019	17.280	25.223	1'29.830	316,7	13:21'17.835	8	21.419	26.016	17.139	25.267	1'29.841	313,0	13:22'48.337
8	26.310	33.006	17.211	25.268	1'41.795	322,4	13:22'59.630	9	21.859	26.156	17.391	25.502	1'30.908	297,5	13:24'19.245
9	21.295	26.113	16.986	25.190	1'29.584	317,6	13:24'29.214	10	33.160	29.237	18.003	25.543	1'45.943	305,9	13:26'05.188
10	21.957	29.563	17.639	25.391	1'34.550	320,5	13:26'03.764								

3° 77 D. AEGERTER (1'29.635)							8° 22 A. LOWES (1'29.864)								
Lap	Seg1	Seg2	Seg3	Seg4	Lap Time	km/h	Local Time	Lap	Seg1	Seg2	Seg3	Seg4	Lap Time	km/h	Local Time
1							13:10'10.471	2							13:10'53.053
2	35.111	28.297	19.277	29.668	1'52.353P		13:12'02.824	3	31.358	27.495	17.970	26.143	1'42.966P		13:12'36.019
3	21.511	26.303	17.216	25.409	1'30.439	306,8	13:13'33.263	4	21.401	26.066	17.295	25.473	1'30.235	314,9	13:14'06.254
4	21.474	26.352	17.268	25.464	1'30.558	312,1	13:15'03.821	5	21.535	37.865	18.599	4'09.462	5'27.461P	313,0	13:19'33.715
5	21.567	26.444	17.257	3'07.739	4'13.007P	309,5	13:19'16.828	6	42.121	38.097	19.735	25.646	2'05.599P		13:21'39.314
6	34.028	27.641	17.700	25.957	1'45.326P		13:21'02.154	7	21.314	26.141	17.127	25.282	1'29.864	312,1	13:23'09.178
7	21.229	26.086	17.055	25.265	1'29.635	306,8	13:22'31.789	8	21.490	26.093	17.243	25.355	1'30.181	313,0	13:24'39.359
8	21.334	26.175	17.139	25.531	1'30.179	308,6	13:24'01.968	9	23.267	29.665	21.279	25.991	1'40.202	310,3	13:26'19.561
9	21.485	26.521	17.227	25.581	1'30.814	307,7	13:25'32.782								

4° 65 J. REA (1'29.715)							9° 55 A. LOCATELLI (1'29.956)								
Lap	Seg1	Seg2	Seg3	Seg4	Lap Time	km/h	Local Time	Lap	Seg1	Seg2	Seg3	Seg4	Lap Time	km/h	Local Time
1							13:10'51.409	2							13:10'47.008
2	31.758	27.784	18.048	26.133	1'43.723P		13:12'35.132	3	34.217	27.770	18.394	26.070	1'46.451P		13:12'33.459
3	21.261	27.882	17.888	25.704	1'32.735	314,9	13:14'07.867	4	21.672	26.175	17.197	25.261	1'30.305	313,0	13:14'03.764
4	21.308	25.987	17.154	25.266	1'29.715	313,0	13:15'37.582	5	21.534	26.098	17.314	25.377	1'30.323	314,0	13:15'34.087
5	22.309	27.331	17.695	1'53.992	3'01.327P	312,1	13:18'38.909	6	22.156	27.808	17.923	3'03.729	4'11.616P	299,2	13:19'45.703
6	31.843	28.765	17.364	25.274	1'43.246P		13:20'22.155	7	33.573	32.910	18.465	25.477	1'50.425P		13:21'36.128
7	21.352	25.964	17.179	25.277	1'29.772	313,0	13:21'51.927	8	21.490	26.040	17.158	25.268	1'29.956	308,6	13:23'06.084
8	21.408	26.163	20.831	25.967	1'34.369	312,1	13:23'26.296	9	21.475	26.238	17.287	25.368	1'30.368	311,2	13:24'36.452
9	21.571	30.406	18.171	29.427	1'39.575	311,2	13:25'05.871	10	21.480	26.125	17.273	25.377	1'30.255	313,0	13:26'06.707

5° 5 P. DETTL (1'29.774)							10° 9 D. PETRUCCI (1'30.075)								
Lap	Seg1	Seg2	Seg3	Seg4	Lap Time	km/h	Local Time	Lap	Seg1	Seg2	Seg3	Seg4	Lap Time	km/h	Local Time
1							13:10'35.747	2							13:10'04.503
2	31.944	26.578	17.567	25.645	1'41.734P		13:12'17.481	3	33.042	26.786	17.669	25.800	1'43.297P		13:11'47.800
3	21.546	26.139	17.414	25.216	1'30.315	310,3	13:13'47.796	4	21.605	26.182	17.288	25.496	1'30.571	319,5	13:13'18.371
4	21.641	26.098	17.552	25.298	1'30.589	308,6	13:15'18.385	5	21.681	26.229	17.348	3'44.626	4'49.884P	320,5	13:18'08.255
5	21.660	26.147	17.313	2'14.993	3'20.113P	310,3	13:18'38.498	6	31.633	26.213	17.217	25.321	1'40.384P		13:19'48.639
6	32.519	26.904	17.515	25.372	1'42.310P		13:20'20.808	7	21.432	26.123	17.300	25.245	1'30.100	316,7	13:21'18.739
7	21.510	25.946	17.177	25.141	1'29.774	308,6	13:21'50.582	8	25.881	30.835	19.144	25.441	1'41.301	323,4	13:23'00.040
8	21.561	29.196	17.901	25.796	1'34.454	311,2	13:23'25.036	9	21.483	26.103	17.241	25.248	1'30.075	317,6	13:24'30.115
9	21.772	34.693	17.662	25.563	1'39.690	305,9	13:25'04.726	10	28.527	32.870	19.559	26.307	1'47.263	319,5	13:26'17.378

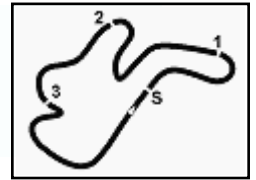
11° 7 I. LECUONA (1'30.257)							
Lap	Seg1	Seg2	Seg3	Seg4	Lap Time	km/h	Local Time
1							13:10'33.565
2	32.211	27.019	17.814	25.672	1'42.716P		13:12'16.281

25/02/2023 P = Pits In/Out - C = Lap Time Cancelled

These data/results cannot be reproduced, stored and/or transmitted in whole or in part by any manner of electronic, mechanical, photocopying, recording, broadcasting or otherwise now known or herein after developed without the previous express consent by the copyright owner, except for reproduction in daily press and regular printed publications on sale to the public within 60 days of the event related to those data/results and always provided that copyright symbol appears together as follows below.

© DORNA WSBK ORGANIZATION Srl 2023





9 25.894 27.771 17.989 26.321 1'37.975 307,7 13:26'11.229

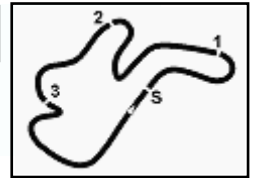
22°							
52 O. KONIG [1'32.282]							
Lap	Seg.1	Seg.2	Seg.3	Seg.4	Lap Time	km/h	Local Time
1							13:10'05.787
2	33.076	27.501	20.547	32.579	1'53.703P		13:11'59.490
3	22.294	27.159	17.978	26.823	1'34.254	305,1	13:13'33.744
4	22.246	26.974	17.729	26.236	1'33.185	302,5	13:15'06.929
5	22.569	28.116	18.247	3'01.865	4'10.797P	297,5	13:19'17.726
6	42.638	36.763	17.874	25.808	2'03.083P		13:21'20.809
7	22.174	26.769	17.560	25.779	1'32.282	305,1	13:22'53.091
8	22.199	26.777	17.680	25.824	1'32.480	300,0	13:24'25.571
9	22.516	27.663	18.749	27.194	1'36.122	302,5	13:26'01.693

25/02/2023

P = Pits In/Out - C = Lap Time Cancelled

These data/results cannot be reproduced, stored and/or transmitted in whole or in part by any manner of electronic, mechanical, photocopying, recording, broadcasting or otherwise now known or herein after developed without the previous express consent by the copyright owner, except for reproduction in daily press and regular printed publications on sale to the public within 60 days of the event related to those data/results and always provided that copyright symbol appears together as follows below.

© DORNA WSBK ORGANIZATION Srl 2023



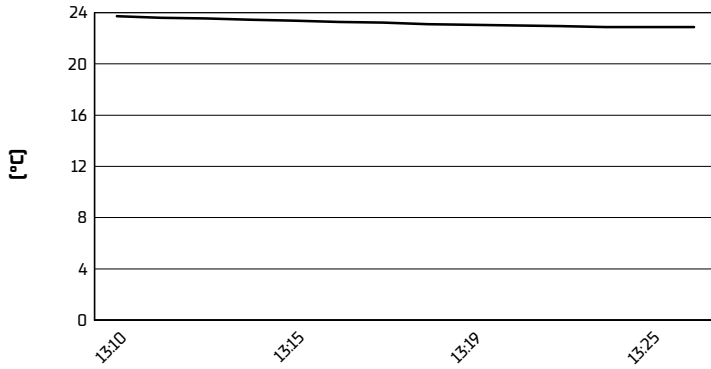
Phillip Island 4.445 m

Grand Ridge Australian Round, 24-26 February 2023

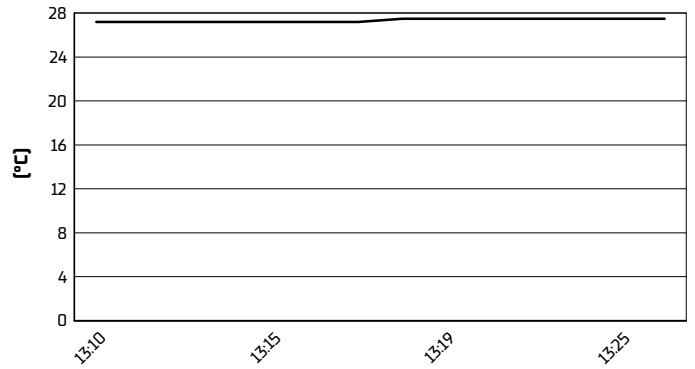
Weather Report Tissot Superpole

Session started 13:10 - Session ended 13:27

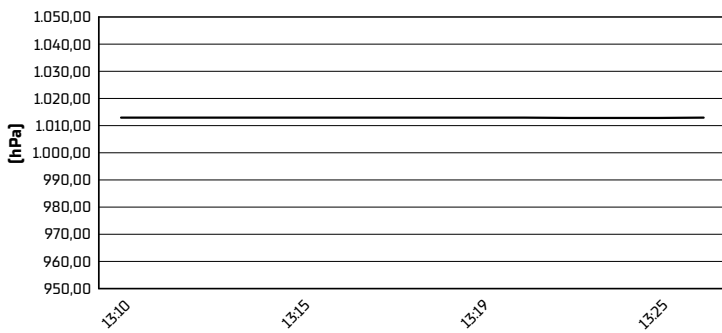
Air Temperature



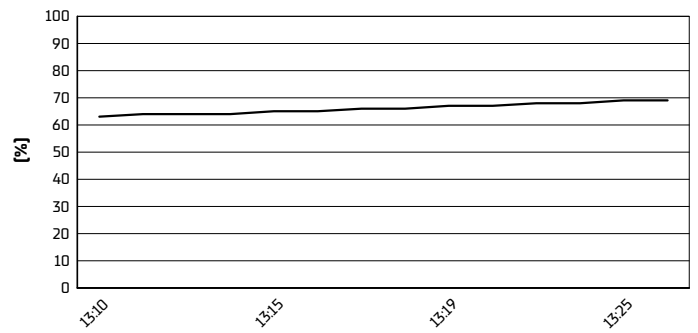
Track Temperature



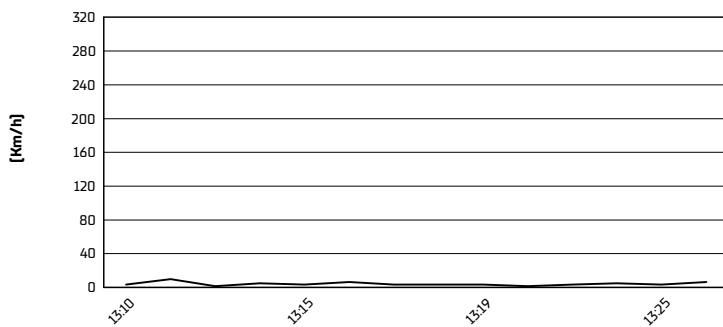
Air Pressure



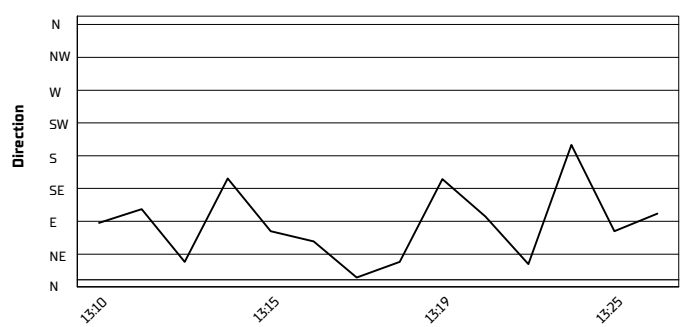
Humidity



Wind Speed



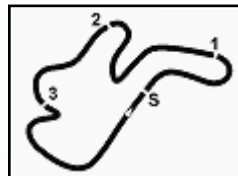
Wind Direction



25/02/2023

These data/results cannot be reproduced, stored and/or transmitted in whole or in part by any manner of electronic, mechanical, photocopying, recording, broadcasting or otherwise now known or herein after developed without the previous express consent by the copyright owner, except for reproduction in daily press and regular printed publications on sale to the public within 60 days of the event related to those data/results and always provided that copyright symbol appears together as follows below.

© DORNA WSBK ORGANIZATION Srl 2023



Phillip Island 4.445 m

Grand Ridge Australian Round, 24-26 February 2023

Tissot Superpole Ranking

	2020	2021	2022	2023
01 Philip Island	Sykes (Gbr) Bmw 1'29.230 (179,3 Km/h)		Bautista (Esp) Duc 1'29.815 (178,2 Km/h)	Razgatlioglu (Tur) Yam 1'29.400 (179,0 Km/h)
02 Pertamina Mandalika		Razgatlioglu (Tur) Yam 1'32.877 (166,7 Km/h)	Razgatlioglu (Tur) Yam 1'31.371 (169,4 Km/h)	
03 TT Circuit Assen		Rea (Gbr) Kaw 1'33.842 (174,2 Km/h)	Razgatlioglu (Tur) Yam 1'32.934 (175,9 Km/h)	
04 Circuit de Barcelona	Rea (Gbr) Kaw 1'41.619 (163,9 Km/h)	Sykes (Gbr) Bmw 1'40.408 (165,9 Km/h)	Lecuona (Esp) Hon 1'40.766 (165,3 Km/h)	
05 Misano Circuit		Rea (Gbr) Kaw 1'33.416 (156,5 Km/h)	Bautista (Esp) Duc 1'33.328 (156,6 Km/h)	
06 Donington Park		Rea (Gbr) Kaw 1'40.101 (113,2 Km/h)	Rea (Gbr) Kaw 1'26.080 (131,7 Km/h)	
07 Autodrom Most		Rea (Gbr) Kaw 1'31.684 (165,4 Km/h)	Rea (Gbr) Kaw 1'30.947 (166,7 Km/h)	
08 Magny-Cours	Lavery (Irl) Bmw 1'48.644 (140,0 Km/h)	Rea (Gbr) Kaw 1'35.683 (159,0 Km/h)	Rea (Gbr) Kaw 1'36.124 (158,2 Km/h)	
09 MotorLand Aragon	Rea (Gbr) Kaw 1'48.767 (168,0 Km/h)	Rea (Gbr) Kaw 1'48.458 (168,5 Km/h)	Razgatlioglu (Tur) Yam 1'48.267 (168,8 Km/h)	
10 Portimao	Rea (Gbr) Kaw 1'40.676 (164,2 Km/h)	Razgatlioglu (Tur) Yam 1'40.219 (165,0 Km/h)	Rea (Gbr) Kaw 1'39.610 (166,0 Km/h)	
11 Villicium		Redding (Gbr) Duc 1'37.617 (157,7 Km/h)	Razgatlioglu (Tur) Yam 1'36.216 (160,0 Km/h)	
12 TBA				

2023

1 T. Razgatlioglu

ALL TIMES

51 T. Sykes	6 A. Bautista	2 M. Campbell	1 J. Hopkins
43 T. Corser	6 C. Crutchlow	2 A. Gobert	1 I. Jaitovich
40 J. Rea	6 J. Kocinski	2 M. Lucchinelli	1 T. Kipp
26 T. Bayliss	5 M. Biaggi	2 B. Monti	1 L. Lanzi
21 C. Fogarty	5 D. Giugliano	2 Y. Nagai	1 I. Lecuona
17 D. Polen	4 S. Guintoli	2 M. Neukirchner	1 A. Lowes
16 N. Hodgson	4 E. Laverty	2 S. Redding	1 M. Mladin
15 C. Edwards	4 M. Melandri	2 D. Tardozzi	1 F. Nieto
11 B. Spies	4 F. Merkel	2 A. Yanagawa	1 J. Reynolds
10 C. Checa	4 J. Toseland	1 A. Badovini	1 M. Tamada
10 P. Chili	3 L. Haslam	1 R. Burnett	1 M. van der Mark
9 T. Razgatlioglu	3 Y. Kagayama	1 D. Chandler	1 A. Vieira
9 R. Roche	3 S. Martin	1 S. Crafar	1 R. Xaus
8 G. Falappa	3 S. Mertens	1 M. Doohan	
8 S. Russell	3 R. Phillis	1 M. Dowson	
8 A. Slight	3 J. Smrz	1 M. Fabrizio	
7 C. Davies	3 C. Vermeulen	1 P. Goddard	
7 N. Haga	2 L. Baz	1 T. Hill	
7 R. Laconi	2 B. Bostrom	1 S. Hislop	

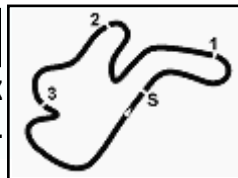
25/02/2023

These data/results cannot be reproduced, stored and/or transmitted in whole or in part by any manner of electronic, mechanical, photocopying, recording, broadcasting or otherwise now known or herein after developed without the previous express consent by the copyright owner, except for reproduction in daily press and regular printed publications on sale to the public within 60 days of the event related to those data/results and always provided that copyright symbol appears together as follows below.

© DORNA WSBK ORGANIZATION Srl 2023

FICR PERUGIA TIMING





Phillip Island 4.445 m

Grand Ridge Australian Round, 24-26 February 2023

Tissot Superpole Award

	Points	Points From First	Points From Previous	February 26 PHILLIP ISLAND	March 5 MANDALIKA	April 23 ASSEN	May 7 BARCELONA	June 4 MISANO	July 2 DONNINGTON PARK	July 26 MOST	September 10 MAGNY-COURS	September 24 ARAGON	October 1 PORTIMAO	October 15 VILLICUM	December 26 TBA				
1 RAZGATLIOGLU Toprak (TUR)	12			12															
2 BAUTISTA Alvaro (ESP)	9	3		9															
3 AEGERTER Dominique (SUI)	7	5	2	7															
4 REA Jonathan (GBR)	6	6	1	6															
5 OETTL Philipp (GER)	5	7	1	5															
6 RINALDI Michael Ruben (ITA)	4	8	1	4															
7 GARDNER Remy (AUS)	3	9	1	3															
8 LOWES Alex (GBR)	2	10	1	2															
9 LOCATELLI Andrea (ITA)	1	11	1	1															

25/02/2023 Odd points columns: Tissot Superpole Even points columns: Tissot Superpole Race

These data/results cannot be reproduced, stored and/or transmitted in whole or in part by any manner of electronic, mechanical, photocopying, recording, broadcasting or otherwise now known or herein after developed without the previous express consent by the copyright owner, except for reproduction in daily press and regular printed publications on sale to the public within 60 days of the event related to those data/results and always provided that copyright symbol appears together as follows below.

© DORNA WSBK ORGANIZATION Srl 2023