

## Grand Ridge Australian Round, 24-26 February 2023

### Results Warm Up

No.	Rider	Nat	Team	Bike	Class	Time	Gap	Rel.	Laps	Speed	
										Avg	Max
1	<b>1</b> A. BAUTISTA	ESP	Aruba.it Racing - Ducati	Ducati Panigale V4R		<b>1'29.798</b>			8	178,200	<b>324,3</b>
2	<b>54</b> T. RAZGATLIOGLU	TUR	Pata Yamaha Prometeon WorldSBK	Yamaha YZF R1		<b>1'30.120</b>	0.322	0.322	8	177,563	<b>321,4</b>
3	<b>55</b> A. LOCATELLI	ITA	Pata Yamaha Prometeon WorldSBK	Yamaha YZF R1		<b>1'30.566</b>	0.768	0.446	9	176,689	<b>320,5</b>
4	<b>21</b> M. RINALDI	ITA	Aruba.it Racing - Ducati	Ducati Panigale V4R		<b>1'30.611</b>	0.813	0.045	9	176,601	<b>326,3</b>
5	<b>7</b> I. LECUONA	ESP	Team HRC	Honda CBR1000 RR-R		<b>1'30.908</b>	1.110	0.297	10	176,024	<b>320,5</b>
6	<b>5</b> P. DETTL	GER	Team GoEleven	Ducati Panigale V4R	IND	<b>1'30.958</b>	1.160	0.050	10	175,927	<b>321,4</b>
7	<b>87</b> R. GARDNER	AUS	GYTR GRT Yamaha WorldSBK Team	Yamaha YZF R1	IND	<b>1'30.965</b>	1.167	0.007	10	175,914	<b>318,6</b>
8	<b>9</b> D. PETRUCCI	ITA	Barni Spark Racing Team	Ducati Panigale V4R	IND	<b>1'31.006</b>	1.208	0.041	6	175,835	<b>323,4</b>
9	<b>77</b> D. AEGERTER	SUI	GYTR GRT Yamaha WorldSBK Team	Yamaha YZF R1	IND	<b>1'31.017</b>	1.219	0.011	10	175,813	<b>321,4</b>
10	<b>65</b> J. REA	GBR	Kawasaki Racing Team WorldSBK	Kawasaki ZX-10RR		<b>1'31.172</b>	1.374	0.155	8	175,514	<b>320,5</b>
11	<b>76</b> L. BAZ	FRA	Bonovo Action BMW	BMW M1000 RR	IND	<b>1'31.251</b>	1.453	0.079	10	175,362	<b>319,5</b>
12	<b>22</b> A. LOWES	GBR	Kawasaki Racing Team WorldSBK	Kawasaki ZX-10RR		<b>1'31.314</b>	1.516	0.063	7	175,241	<b>320,5</b>
13	<b>97</b> X. VIERGE	ESP	Team HRC	Honda CBR1000 RR-R		<b>1'31.454</b>	1.656	0.140	8	174,973	<b>326,3</b>
14	<b>47</b> A. BASSANI	ITA	Motocorsa Racing	Ducati Panigale V4R	IND	<b>1'31.490</b>	1.692	0.036	7	174,904	<b>321,4</b>
15	<b>60</b> M. VAN DER MARK	NED	ROKIT BMW Motorrad WorldSBK Team	BMW M1000 RR		<b>1'31.573</b>	1.775	0.083	6	174,746	<b>322,4</b>
16	<b>45</b> S. REDDING	GBR	ROKIT BMW Motorrad WorldSBK Team	BMW M1000 RR		<b>1'31.581</b>	1.783	0.008	10	174,731	<b>322,4</b>
17	<b>31</b> G. GERLOFF	USA	Bonovo Action BMW	BMW M1000 RR	IND	<b>1'31.658</b>	1.860	0.077	10	174,584	<b>327,3</b>
18	<b>34</b> L. BALDASSARRI	ITA	GMT94 Yamaha	Yamaha YZF R1	IND	<b>1'31.830</b>	2.032	0.172	10	174,257	<b>312,1</b>
19	<b>66</b> T. SYKES	GBR	Kawasaki Puccetti Racing	Kawasaki ZX-10RR	IND	<b>1'32.066</b>	2.268	0.236	6	173,810	<b>307,7</b>
20	<b>51</b> E. GRANADO	BRA	PETRONAS MIE Racing HONDA Team	Honda CBR1000 RR-R	IND	<b>1'32.777</b>	2.979	0.711	7	172,478	<b>313,0</b>
21	<b>52</b> O. KONIG	CZE	Orelac Racing MOVISIO	Kawasaki ZX-10RR	IND	<b>1'33.004</b>	3.206	0.227	9	172,057	<b>310,3</b>
22	<b>35</b> H. SYHRIN	MAS	PETRONAS MIE Racing HONDA Team	Honda CBR1000 RR-R	IND	<b>1'33.567</b>	3.769	0.563	7	171,022	<b>313,0</b>

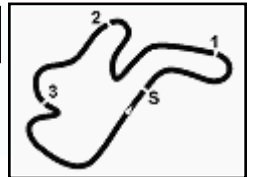
AIR	Humidity:	80%	Temp:	17°C
TRACK	Condition:	Dry	Temp:	24°C

Records	Pole	(SP)	2020 T.Sykes	1'29.230	179,330	Km/h
	Race	(SPRC)	2019 J.Rea	1'30.075	177,650	Km/h
	All Times	(SP)	2020 T.Sykes	1'29.230	179,330	Km/h

Start 26/02/2023 10:30 End 10:46 The results are provisional until the end of the time limit for protests and appeals and the completion of the technical checks.

These data/results cannot be reproduced, stored and/or transmitted in whole or in part by any manner of electronic, mechanical, photocopying, recording, broadcasting or otherwise now known or herein after developed without the previous express consent by the copyright owner, except for reproduction in daily press and regular printed publications on sale to the public within 60 days of the event related to those data/results and always provided that copyright symbol appears together as follows below.

© DORNA WSBK ORGANIZATION Srl 2023



## Grand Ridge Australian Round, 24-26 February 2023

### Results Warm Up

#### Session Highlights

Local Time	No. Rider	Description
10.30.00		Start
10.30.10		WorldSBK Pit Intervention Time: 1min 3secs
10.33.12		WHITE FLAG
10.37.35	<b>45 S. REDDING</b>	RACELINK GPS STOPPED WORKING
10.46.50		End Of Session

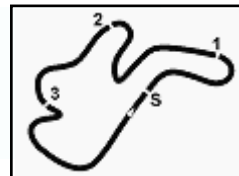
#### Fastest Laps Sequence

No.	Rider	Nat	Team	Bike	Local Time	Time	Gap	Avg
<b>45</b>	<b>S. REDDING</b>	GBR	ROKIT BMW Motorrad WorldSBK Team	BMW M1000 RR	10:33'30.908	<b>1'35.776</b>		167,077
<b>7</b>	<b>I. LECUONA</b>	ESP	Team HRC	Honda CBR1000 RR-R	10:33'47.991	<b>1'33.585</b>	-2.191	170,989
<b>21</b>	<b>M. RINALDI</b>	ITA	Aruba.it Racing - Ducati	Ducati Panigale V4R	10:33'53.328	<b>1'33.187</b>	-0.398	171,719
<b>45</b>	<b>S. REDDING</b>	GBR	ROKIT BMW Motorrad WorldSBK Team	BMW M1000 RR	10:35'03.985	<b>1'33.077</b>	-0.110	171,922
<b>7</b>	<b>I. LECUONA</b>	ESP	Team HRC	Honda CBR1000 RR-R	10:35'19.587	<b>1'31.596</b>	-1.481	174,702
<b>21</b>	<b>M. RINALDI</b>	ITA	Aruba.it Racing - Ducati	Ducati Panigale V4R	10:35'24.474	<b>1'31.146</b>	-0.450	175,564
<b>1</b>	<b>A. BAUTISTA</b>	ESP	Aruba.it Racing - Ducati	Ducati Panigale V4R	10:39'42.322	<b>1'29.954</b>	-1.192	177,891
<b>1</b>	<b>A. BAUTISTA</b>	ESP	Aruba.it Racing - Ducati	Ducati Panigale V4R	10:42'42.173	<b>1'29.798</b>	-0.156	178,200

Start 10:30 End 10:46 The results are provisional until the end of the time limit for protests and appeals and the completion of the technical checks.

These data/results cannot be reproduced, stored and/or transmitted in whole or in part by any manner of electronic, mechanical, photocopying, recording, broadcasting or otherwise now known or herein after developed without the previous express consent by the copyright owner, except for reproduction in daily press and regular printed publications on sale to the public within 60 days of the event related to those data/results and always provided that copyright symbol appears together as follows below.

© DORNA WSBK ORGANIZATION Srl 2023



Phillip Island 4.445 m

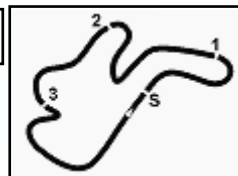
## Grand Ridge Australian Round, 24-26 February 2023

### Starting Grid - Tissot Superpole Race (10 Laps x 4,445 km = 44,450 km)

1	1	<b>54</b> RAZGATLIOGLU T. Yamaha 1'29.400	2	<b>1</b> BAUTISTA A. Ducati 1'29.584	3	<b>77</b> AEGERTER D. Yamaha 1'29.635
2	4	<b>65</b> REA J. Kawasaki 1'29.715	5	<b>5</b> OETTL P. Ducati 1'29.774	6	<b>21</b> RINALDI M. Ducati 1'29.775
3	7	<b>87</b> GARDNER R. Yamaha 1'29.841	8	<b>22</b> LOWES A. Kawasaki 1'29.864	9	<b>55</b> LOCATELLI A. Yamaha 1'29.956
4	10	<b>9</b> PETRUCCI D. Ducati 1'30.075	11	<b>7</b> LECUONA I. Honda 1'30.257	12	<b>60</b> VAN DER MARK M. BMW 1'30.276
5	13	<b>45</b> REDDING S. BMW 1'30.388	14	<b>47</b> BASSANI A. Ducati 1'30.409	15	<b>34</b> BALDASSARRI L. Yamaha 1'30.470
6	16	<b>31</b> GERLOFF G. BMW 1'30.473	17	<b>97</b> VIERGE X. Honda 1'30.587	18	<b>76</b> BAZ L. BMW 1'30.604
7	19	<b>66</b> SYKES T. Kawasaki 1'30.914	20	<b>51</b> GRANADO E. Honda 1'31.779	21	<b>35</b> SYAHRIN H. Honda 1'32.098
8	22	<b>52</b> KONIG D. Kawasaki 1'32.282				

26/02/2023 The Race Director .....

These data/results cannot be reproduced, stored and/or transmitted in whole or in part by any manner of electronic, mechanical, photocopying, recording, broadcasting or otherwise now known or herein after developed without the previous express consent by the copyright owner, except for reproduction in daily press and regular printed publications on sale to the public within 60 days of the event related to those data/results and always provided that copyright symbol appears together as follows below. © DORNA WSBK ORGANIZATION Srl 2023



## Grand Ridge Australian Round, 24-26 February 2023

### Best Sectors & Speed Warm Up

Phillip Island 4.445 m

#### BEST LAP

1	<b>1</b> A. BAUTISTA	Ducati Panigale V4R	1'29.798
2	<b>54</b> T. RAZGATLIOGLU	Yamaha YZF R1	1'30.120
3	<b>55</b> A. LOCATELLI	Yamaha YZF R1	1'30.566
4	<b>21</b> M. RINALDI	Ducati Panigale V4R	1'30.611
5	<b>7</b> I. LECUONA	Honda CBR1000 RR-R	1'30.908
6	<b>5</b> P. OETTL	Ducati Panigale V4R	1'30.958
7	<b>87</b> R. GARDNER	Yamaha YZF R1	1'30.965
8	<b>9</b> D. PETRUCCI	Ducati Panigale V4R	1'31.006
9	<b>77</b> D. AEGERTER	Yamaha YZF R1	1'31.017
10	<b>65</b> J. REA	Kawasaki ZX-10RR	1'31.172
11	<b>76</b> L. BAZ	BMW M1000 RR	1'31.251
12	<b>22</b> A. LOWES	Kawasaki ZX-10RR	1'31.314
13	<b>97</b> X. VIERGE	Honda CBR1000 RR-R	1'31.454
14	<b>47</b> A. BASSANI	Ducati Panigale V4R	1'31.490
15	<b>60</b> M. VAN DER MARK	BMW M1000 RR	1'31.573
16	<b>45</b> S. REDDING	BMW M1000 RR	1'31.581
17	<b>31</b> G. GERLOFF	BMW M1000 RR	1'31.658
18	<b>34</b> L. BALDASSARRI	Yamaha YZF R1	1'31.830
19	<b>66</b> T. SYKES	Kawasaki ZX-10RR	1'32.066
20	<b>51</b> E. GRANADO	Honda CBR1000 RR-R	1'32.777
21	<b>52</b> D. KONIG	Kawasaki ZX-10RR	1'33.004
22	<b>35</b> H. SYHRIN	Honda CBR1000 RR-R	1'33.567

#### SPEED

1	<b>31</b> G. GERLOFF	BMW M1000 RR	327,3
2	<b>21</b> M. RINALDI	Ducati Panigale V4R	326,3
3	<b>97</b> X. VIERGE	Honda CBR1000 RR-R	326,3
4	<b>1</b> A. BAUTISTA	Ducati Panigale V4R	324,3
5	<b>9</b> D. PETRUCCI	Ducati Panigale V4R	323,4
6	<b>45</b> S. REDDING	BMW M1000 RR	322,4
7	<b>60</b> M. VAN DER MARK	BMW M1000 RR	322,4
8	<b>47</b> A. BASSANI	Ducati Panigale V4R	321,4
9	<b>5</b> P. OETTL	Ducati Panigale V4R	321,4
10	<b>77</b> D. AEGERTER	Yamaha YZF R1	321,4
11	<b>54</b> T. RAZGATLIOGLU	Yamaha YZF R1	321,4
12	<b>7</b> I. LECUONA	Honda CBR1000 RR-R	320,5
13	<b>55</b> A. LOCATELLI	Yamaha YZF R1	320,5
14	<b>65</b> J. REA	Kawasaki ZX-10RR	320,5
15	<b>22</b> A. LOWES	Kawasaki ZX-10RR	320,5
16	<b>76</b> L. BAZ	BMW M1000 RR	319,5
17	<b>87</b> R. GARDNER	Yamaha YZF R1	318,6
18	<b>51</b> E. GRANADO	Honda CBR1000 RR-R	313,0
19	<b>35</b> H. SYHRIN	Honda CBR1000 RR-R	313,0
20	<b>34</b> L. BALDASSARRI	Yamaha YZF R1	312,1
21	<b>52</b> D. KONIG	Kawasaki ZX-10RR	310,3
22	<b>66</b> T. SYKES	Kawasaki ZX-10RR	307,7

#### SEG. 1

1	<b>1</b> A. BAUTISTA	21.331
2	<b>54</b> T. RAZGATLIOGLU	21.546
3	<b>7</b> I. LECUONA	21.551
4	<b>55</b> A. LOCATELLI	21.556
5	<b>21</b> M. RINALDI	21.578
6	<b>77</b> D. AEGERTER	21.580
7	<b>9</b> D. PETRUCCI	21.620
8	<b>65</b> J. REA	21.622
9	<b>31</b> G. GERLOFF	21.717
10	<b>87</b> R. GARDNER	21.733
11	<b>97</b> X. VIERGE	21.751
12	<b>22</b> A. LOWES	21.753
13	<b>76</b> L. BAZ	21.760
14	<b>5</b> P. OETTL	21.771
15	<b>47</b> A. BASSANI	21.802
16	<b>60</b> M. VAN DER MARK	21.816
17	<b>34</b> L. BALDASSARRI	21.897
18	<b>45</b> S. REDDING	21.898
19	<b>66</b> T. SYKES	21.984
20	<b>35</b> H. SYHRIN	22.240
21	<b>51</b> E. GRANADO	22.242
22	<b>52</b> D. KONIG	22.274

#### SEG. 2

1	<b>54</b> T. RAZGATLIOGLU	26.167
2	<b>1</b> A. BAUTISTA	26.264
3	<b>55</b> A. LOCATELLI	26.288
4	<b>21</b> M. RINALDI	26.327
5	<b>76</b> L. BAZ	26.360
6	<b>87</b> R. GARDNER	26.424
7	<b>5</b> P. OETTL	26.426
8	<b>9</b> D. PETRUCCI	26.454
9	<b>77</b> D. AEGERTER	26.489
10	<b>65</b> J. REA	26.491
11	<b>7</b> I. LECUONA	26.501
12	<b>22</b> A. LOWES	26.507
13	<b>31</b> G. GERLOFF	26.586
14	<b>45</b> S. REDDING	26.598
15	<b>97</b> X. VIERGE	26.603
16	<b>34</b> L. BALDASSARRI	26.606
17	<b>47</b> A. BASSANI	26.616
18	<b>60</b> M. VAN DER MARK	26.642
19	<b>66</b> T. SYKES	26.679
20	<b>52</b> D. KONIG	26.925
21	<b>51</b> E. GRANADO	26.991
22	<b>35</b> H. SYHRIN	27.131

#### SEG. 3

1	<b>1</b> A. BAUTISTA	17.079
2	<b>87</b> R. GARDNER	17.324
3	<b>54</b> T. RAZGATLIOGLU	17.325
4	<b>21</b> M. RINALDI	17.338
5	<b>55</b> A. LOCATELLI	17.365
6	<b>77</b> D. AEGERTER	17.394
7	<b>9</b> D. PETRUCCI	17.408
8	<b>7</b> I. LECUONA	17.417
9	<b>5</b> P. OETTL	17.443
10	<b>47</b> A. BASSANI	17.455
11	<b>22</b> A. LOWES	17.455
12	<b>45</b> S. REDDING	17.512
13	<b>65</b> J. REA	17.526
14	<b>66</b> T. SYKES	17.534
15	<b>97</b> X. VIERGE	17.566
16	<b>76</b> L. BAZ	17.580
17	<b>31</b> G. GERLOFF	17.583
18	<b>60</b> M. VAN DER MARK	17.616
19	<b>34</b> L. BALDASSARRI	17.620
20	<b>52</b> D. KONIG	17.720
21	<b>51</b> E. GRANADO	17.799
22	<b>35</b> H. SYHRIN	17.945

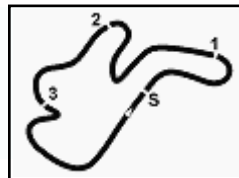
#### SEG. 4

1	<b>1</b> A. BAUTISTA	25.019
2	<b>54</b> T. RAZGATLIOGLU	25.070
3	<b>55</b> A. LOCATELLI	25.236
4	<b>5</b> P. OETTL	25.276
5	<b>9</b> D. PETRUCCI	25.297
6	<b>7</b> I. LECUONA	25.333
7	<b>21</b> M. RINALDI	25.337
8	<b>47</b> A. BASSANI	25.339
9	<b>77</b> D. AEGERTER	25.441
10	<b>76</b> L. BAZ	25.448
11	<b>97</b> X. VIERGE	25.466
12	<b>87</b> R. GARDNER	25.466
13	<b>60</b> M. VAN DER MARK	25.478
14	<b>45</b> S. REDDING	25.527
15	<b>65</b> J. REA	25.530
16	<b>31</b> G. GERLOFF	25.533
17	<b>22</b> A. LOWES	25.533
18	<b>34</b> L. BALDASSARRI	25.698
19	<b>66</b> T. SYKES	25.715
20	<b>51</b> E. GRANADO	25.745
21	<b>35</b> H. SYHRIN	25.856
22	<b>52</b> D. KONIG	25.903

26/02/2023

These data/results cannot be reproduced, stored and/or transmitted in whole or in part by any manner of electronic, mechanical, photocopying, recording, broadcasting or otherwise now known or herein after developed without the previous express consent by the copyright owner, except for reproduction in daily press and regular printed publications on sale to the public within 60 days of the event related to those data/results and always provided that copyright symbol appears together as follows below.

© DORNA WSBK ORGANIZATION Srl 2023



Phillip Island 4.445 m

## Grand Ridge Australian Round, 24-26 February 2023

### Ideal Times Warm Up

No.	Rider	Nat	Bike	Seg. 1	Seg. 2	Seg. 3	Seg. 4	Ideal Time	Pos.	Diff.
				Diff. 1	Diff. 2	Diff. 3	Diff. 4			
1	<b>1 A. BAUTISTA</b>	ESP	Ducati Panigale V4R	<b>21.331</b>	26.264 +0.043	<b>17.079</b>	<b>25.019</b> +0.062	<b>1'29.693</b> 1'29.798	1	0.105
2	<b>54 T. RAZGATLIOGLU</b>	TUR	Yamaha YZF R1	21.546 +0.012	<b>26.167</b>	17.325	25.070	<b>1'30.108</b> 1'30.120	2	0.012
3	<b>55 A. LOCATELLI</b>	ITA	Yamaha YZF R1	21.556 +0.029	26.288 +0.089	17.365 +0.003	25.236	<b>1'30.445</b> 1'30.566	3	0.121
4	<b>21 M. RINALDI</b>	ITA	Ducati Panigale V4R	21.578 +0.031	26.327	17.338	25.337	<b>1'30.580</b> 1'30.611	4	0.031
5	<b>9 D. PETRUCCI</b>	ITA	Ducati Panigale V4R	21.620 +0.116	26.454 +0.071	17.408	25.297 +0.040	<b>1'30.779</b> 1'31.006	8	0.227
6	<b>7 I. LECUONA</b>	ESP	Honda CBR1000 RR-R	21.551	26.501	17.417 +0.040	25.333 +0.066	<b>1'30.802</b> 1'30.908	5	0.106
7	<b>77 D. AEGERTER</b>	SUI	Yamaha YZF R1	21.580 +0.014	26.489 +0.063	17.394 +0.011	25.441 +0.025	<b>1'30.904</b> 1'31.017	9	0.113
8	<b>5 P. OETTL</b>	GER	Ducati Panigale V4R	21.771	26.426 +0.042	17.443	25.276	<b>1'30.916</b> 1'30.958	6	0.042
9	<b>87 R. GARDNER</b>	AUS	Yamaha YZF R1	21.733	26.424	17.324	25.466 +0.018	<b>1'30.947</b> 1'30.965	7	0.018
10	<b>76 L. BAZ</b>	FRA	BMW M1000 RR	21.760 +0.043	26.360	17.580 +0.060	25.448	<b>1'31.148</b> 1'31.251	11	0.103
11	<b>65 J. REA</b>	GBR	Kawasaki ZX-10RR	21.622	26.491	17.526	25.530 +0.003	<b>1'31.169</b> 1'31.172	10	0.003
12	<b>47 A. BASSANI</b>	ITA	Ducati Panigale V4R	21.802	26.616	17.455	25.339 +0.278	<b>1'31.212</b> 1'31.490	14	0.278
13	<b>22 A. LOWES</b>	GBR	Kawasaki ZX-10RR	21.753 +0.006	26.507 +0.031	17.455	25.533 +0.029	<b>1'31.248</b> 1'31.314	12	0.066
14	<b>97 X. VIERGE</b>	ESP	Honda CBR1000 RR-R	21.751	26.603	17.566 +0.036	25.466 +0.032	<b>1'31.386</b> 1'31.454	13	0.068
15	<b>31 G. GERLOFF</b>	USA	BMW M1000 RR	21.717 +0.122	26.586	17.583	25.533 +0.117	<b>1'31.419</b> 1'31.658	17	0.239
16	<b>45 S. REDDING</b>	GBR	BMW M1000 RR	21.898	26.598 +0.046	17.512	25.527	<b>1'31.535</b> 1'31.581	16	0.046
17	<b>60 M. VAN DER MARK</b>	NED	BMW M1000 RR	21.816 +0.003	26.642 +0.018	17.616	25.478	<b>1'31.552</b> 1'31.573	15	0.021
18	<b>34 L. BALDASSARRI</b>	ITA	Yamaha YZF R1	21.897	26.606	17.620	25.698 +0.009	<b>1'31.821</b> 1'31.830	18	0.009
19	<b>66 T. SYKES</b>	GBR	Kawasaki ZX-10RR	21.984 +0.012	26.679	17.534 +0.110	25.715 +0.032	<b>1'31.912</b> 1'32.066	19	0.154
20	<b>51 E. GRANADO</b>	BRA	Honda CBR1000 RR-R	22.242	26.991	17.799	25.745	<b>1'32.777</b> 1'32.777	20	
21	<b>52 D. KONIG</b>	CZE	Kawasaki ZX-10RR	22.274 +0.110	26.925	17.720	25.903 +0.072	<b>1'32.822</b> 1'33.004	21	0.182
22	<b>35 H. SYAHRIN</b>	MAS	Honda CBR1000 RR-R	22.240 +0.215	27.131 +0.180	17.945	25.856	<b>1'33.172</b> 1'33.567	22	0.395
<b>Overall Ideal Time</b>				21.331	26.167	17.079	25.019	<b>1'29.596</b>		

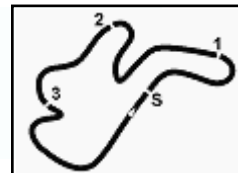
26/02/2023

These data/results cannot be reproduced, stored and/or transmitted in whole or in part by any manner of electronic, mechanical, photocopying, recording, broadcasting or otherwise now known or herein after developed without the previous express consent by the copyright owner, except for reproduction in daily press and regular printed publications on sale to the public within 60 days of the event related to those data/results and always provided that copyright symbol appears together as follows below.

© DORNA WSBK ORGANIZATION Srl 2023

FIGR PERUGIA TIMING





1° <b>1 A. BAUTISTA [1'29.798]</b>							
Lap	Seg1	Seg2	Seg3	Seg4	Lap Time	km/h	Local Time
1							10:30'03.374
2	32.034	26.853	17.468	25.446	1'41.801P		10:31'45.175
3	21.919	28.960	22.477	3'28.260	4'41.616P	323,4	10:36'26.791
4	34.661	27.037	18.065	25.814	1'45.577P		10:38'12.368
5	21.423	<b>26.264</b>	17.248	<b>25.019</b>	1'29.954	322,4	10:39'42.322
6	21.336	26.388	17.223	25.106	1'30.053	<b>324,3</b>	10:41'12.375
7	<b>21.331</b>	26.307	<b>17.079</b>	25.081	<b>1'29.798</b>	<b>324,3</b>	10:42'42.173
8	21.425	26.570	17.183	25.226	1'30.404	<b>324,3</b>	10:44'12.577
9	21.827	27.824	18.417	26.243	1'34.311	<b>324,3</b>	10:45'46.888

6° <b>5 P. OETTL [1'30.958]</b>							
Lap	Seg1	Seg2	Seg3	Seg4	Lap Time	km/h	Local Time
1							10:30'29.717
2	32.681	27.286	17.700	25.884	1'43.551P		10:32'13.268
3	23.264	27.841	18.546	26.262	1'35.913	315,8	10:33'49.181
4	22.096	27.299	18.341	25.752	1'33.488	318,6	10:35'22.669
5	21.837	26.669	17.506	25.424	1'31.436	<b>321,4</b>	10:36'54.105
6	21.777	26.584	17.588	25.422	1'31.371	315,8	10:38'25.476
7	<b>21.771</b>	26.468	<b>17.443</b>	<b>25.276</b>	<b>1'30.958</b>	314,0	10:39'56.434
8	21.791	26.554	17.458	25.320	1'31.123	316,7	10:41'27.557
9	21.873	<b>26.426</b>	17.466	25.387	1'31.152	314,9	10:42'58.709
10	21.840	26.463	17.644	25.455	1'31.402	317,6	10:44'30.111
11	22.671	28.042	18.554	26.679	1'35.946	317,6	10:46'06.057

2° <b>54 T. RAZGATLIOGLU [1'30.120]</b>							
Lap	Seg1	Seg2	Seg3	Seg4	Lap Time	km/h	Local Time
1							10:30'53.860
2	31.952	27.933	18.373	26.406	1'44.664P		10:32'38.524
3	22.850	28.193	19.561	2'57.280	4'07.884P	310,3	10:36'46.408
4	33.366	27.193	17.672	25.291	1'43.522P		10:38'29.930
5	21.558	<b>26.167</b>	<b>17.325</b>	<b>25.070</b>	<b>1'30.120</b>	<b>321,4</b>	10:40'00.050
6	21.718	29.112	17.785	25.598	1'34.213	319,5	10:41'34.263
7	<b>21.546</b>	26.214	17.589	25.437	1'30.786	318,6	10:43'05.049
8	21.749	26.219	17.481	25.376	1'30.825	316,7	10:44'35.874
9	22.850	29.475	19.659	26.555	1'38.539	317,6	10:46'14.413

7° <b>87 R. GARDNER [1'30.965]</b>							
Lap	Seg1	Seg2	Seg3	Seg4	Lap Time	km/h	Local Time
1							10:30'19.428
2	33.427	28.426	18.259	27.131	1'47.243P		10:32'06.671
3	24.126	31.232	20.363	27.180	1'42.901	315,8	10:33'49.572
4	22.406	27.125	17.915	26.237	1'33.683	314,9	10:35'23.255
5	22.005	26.762	17.867	25.721	1'32.355	<b>318,6</b>	10:36'55.610
6	21.882	26.754	17.822	25.589	1'32.047	314,9	10:38'27.657
7	21.854	26.587	17.617	25.584	1'31.642	314,9	10:39'59.299
8	21.774	26.550	17.564	<b>25.466</b>	1'31.354	314,0	10:41'30.653
9	21.888	31.029	20.012	30.097	1'43.026	314,9	10:43'13.679
10	<b>21.733</b>	<b>26.424</b>	<b>17.324</b>	25.484	<b>1'30.965</b>	314,0	10:44'44.644
11	23.372	30.754	21.024	28.492	1'43.642	316,7	10:46'28.286

3° <b>55 A. LOCATELLI [1'30.566]</b>							
Lap	Seg1	Seg2	Seg3	Seg4	Lap Time	km/h	Local Time
1							10:30'14.933
2	34.740	32.473	18.497	26.828	1'52.538P		10:32'07.471
3	22.861	29.910	19.862	27.915	1'40.548	317,6	10:33'48.019
4	22.685	30.039	20.078	25.856	1'38.658	297,5	10:35'26.677
5	21.927	26.903	17.532	25.434	1'31.796	318,6	10:36'58.473
6	21.829	27.015	17.950	1'25.098	2'31.892P	318,6	10:39'30.365
7	33.964	26.718	17.404	25.347	1'43.433P		10:41'13.798
8	21.585	26.377	17.368	<b>25.236</b>	<b>1'30.566</b>	317,6	10:42'44.364
9	<b>21.556</b>	<b>26.288</b>	<b>17.365</b>	25.358	1'30.567	<b>320,5</b>	10:44'14.931
10	22.538	28.296	18.293	26.478	1'35.605	316,7	10:45'50.536

8° <b>9 D. PETRUCCI [1'31.006]</b>							
Lap	Seg1	Seg2	Seg3	Seg4	Lap Time	km/h	Local Time
1							10:30'04.054
2	32.551	27.030	17.705	25.640	1'42.926P		10:31'46.980
3	23.264	30.438	21.301	4'56.226	6'11.229P	317,6	10:37'58.209
4	34.206	28.170	17.488	<b>25.297</b>	1'45.161P		10:39'43.370
5	21.736	26.525	<b>17.408</b>	<b>25.337</b>	<b>1'31.006</b>	319,5	10:41'14.376
6	21.642	26.525	17.467	25.372	<b>1'31.006</b>	<b>323,4</b>	10:42'45.382
7	<b>21.620</b>	<b>26.454</b>	17.442	25.491	1'31.007	322,4	10:44'16.389

4° <b>21 M. RINALDI [1'30.611]</b>							
Lap	Seg1	Seg2	Seg3	Seg4	Lap Time	km/h	Local Time
1							10:30'31.946
2	37.884	27.108	17.704	25.499	1'48.195P		10:32'20.141
3	21.924	27.200	18.133	25.930	1'33.187	318,6	10:33'53.328
4	21.822	26.422	17.378	25.524	1'31.146	317,6	10:35'24.474
5	21.667	26.413	17.658	25.615	1'31.353	324,3	10:36'55.827
6	27.639	30.767	18.688	25.796	1'42.890	<b>326,3</b>	10:38'38.717
7	21.609	<b>26.327</b>	<b>17.338</b>	<b>25.337</b>	<b>1'30.611</b>	319,5	10:40'09.328
8	<b>21.578</b>	26.421	17.538	25.522	1'31.059	319,5	10:41'40.387
9	21.709	26.591	17.602	25.599	1'31.501	320,5	10:43'11.888
10	21.776	26.553	17.630	25.617	1'31.576	317,6	10:44'43.464

9° <b>77 D. AEGERTER [1'31.017]</b>							
Lap	Seg1	Seg2	Seg3	Seg4	Lap Time	km/h	Local Time
1							10:30'16.867
2	34.308	28.544	18.040	31.350	1'52.242P		10:32'09.109
3	22.986	29.478	20.102	27.147	1'39.713	315,8	10:33'48.822
4	22.369	27.311	18.306	26.093	1'34.079	316,7	10:35'22.901
5	21.900	27.108	18.234	26.007	1'33.249	<b>321,4</b>	10:36'56.150
6	21.992	27.045	17.843	25.497	1'32.377	317,6	10:38'28.527
7	21.862	26.585	<b>17.394</b>	25.502	1'31.343	315,8	10:39'59.870
8	21.745	30.801	17.657	26.134	1'36.337	315,8	10:41'36.207
9	21.594	26.552	17.405	25.466	<b>1'31.017</b>	315,8	10:43'07.224
10	<b>21.580</b>	<b>26.489</b>	17.615	<b>25.441</b>	1'31.125	317,6	10:44'38.349
11	26.089	31.283	20.694	29.799	1'47.865	314,9	10:46'26.214

5° <b>7 I. LECUONA [1'30.908]</b>							
Lap	Seg1	Seg2	Seg3	Seg4	Lap Time	km/h	Local Time
1							10:30'30.992
2	32.373	27.670	17.772	25.599	1'43.414P		10:32'14.406
3	21.933	27.484	18.320	25.848	1'33.585	<b>320,5</b>	10:33'47.991
4	21.676	26.671	17.710	25.539	1'31.596	319,5	10:35'19.587
5	21.841	26.994	17.700	25.617	1'32.152	317,6	10:36'51.739
6	21.631	26.708	17.601	25.452	1'31.392	316,7	10:38'23.131
7	21.627	26.573	17.483	25.425	1'31.108	316,7	10:39'54.239
8	21.902	26.503	<b>17.417</b>	<b>25.333</b>	1'31.155	318,6	10:41'25.394
9	<b>21.551</b>	<b>26.501</b>	17.457	25.399	<b>1'30.908</b>	318,6	10:42'56.302
10	21.906	26.569	17.532	25.427	1'31.434	318,6	10:44'27.736

10° <b>65 J. REA [1'31.172]</b>							
Lap	Seg1	Seg2	Seg3	Seg4	Lap Time	km/h	Local Time
1							10:30'12.763
2	34.308	28.216	18.117	25.829	1'46.470P		10:31'59.233
3	23.027	32.176	20.343	3'28.887	4'44.433P	317,6	10:36'43.666
4	38.152	27.156	17.831	25.677	1'48.816P		10:38'32.482
5	21.637	26.501	17.588	25.627	1'31.353	317,6	10:40'03.835
6	21.636	26.650	17.678	<b>25.530</b>	1'31.494	317,6	10:41'35.329

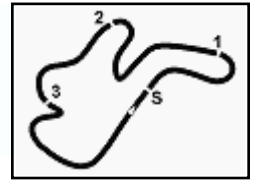
26/02/2023

P = Pits In/Out - C = Lap Time Cancelled

These data/results cannot be reproduced, stored and/or transmitted in whole or in part by any manner of electronic, mechanical, photocopying, recording, broadcasting or otherwise now known or herein after developed without the previous express consent by the copyright owner, except for reproduction in daily press and regular printed publications on sale to the public within 60 days of the event related to those data/results and always provided that copyright symbol appears together as follows below.

© DORNA WSBK ORGANIZATION Srl 2023





7	21.622	26.491	17.526	25.533	1'31.172	319,5	10:43'06.591
8	21.875	26.709	17.806	26.408	1'32.798	320,5	10:44'39.299
9	23.050	29.629	20.347	30.736	1'43.762	319,5	10:46'23.061

11°		76 L. BAZ [1'31.251]						
Lap	Seg.1	Seg.2	Seg.3	Seg.4	Lap Time	km/h	Local Time	
1							10:30'04.960	
2	32.884	27.384	18.022	25.920	1'44.210P		10:31'49.170	
3	23.090	29.539	21.610	28.888	1'43.127	318,6	10:33'32.297	
4	22.828	27.013	18.132	25.817	1'33.790	312,1	10:35'06.087	
5	22.177	26.795	17.673	25.624	1'32.269	316,7	10:36'38.356	
6	22.428	26.999	18.637	26.864	1'34.928	313,0	10:38'13.284	
7	22.277	26.859	17.775	25.484	1'32.395	316,7	10:39'45.679	
8	21.887	26.513	17.604	25.511	1'31.515	319,5	10:41'17.194	
9	21.803	26.360	17.640	25.448	1'31.251	315,8	10:42'48.445	
10	21.760	26.501	17.580	25.501	1'31.342	316,7	10:44'19.787	
11	22.349	34.403	23.377	30.239	1'50.368	317,6	10:46'10.155	

12°		22 A. LOWES [1'31.314]						
Lap	Seg.1	Seg.2	Seg.3	Seg.4	Lap Time	km/h	Local Time	
1							10:30'11.898	
2	32.285	27.221	17.767	25.675	1'42.948P		10:31'54.846	
3	22.087	37.432	21.128	2'52.986	4'13.633P	320,5	10:36'08.479	
4	36.255	27.568	18.934	26.158	1'48.915P		10:37'57.394	
5	21.821	26.507	17.545	25.560	1'31.433	317,6	10:39'28.827	
6	21.753	26.731	17.661	25.794	1'31.939	316,7	10:41'00.766	
7	21.864	26.530	17.559	25.533	1'31.486	315,8	10:42'32.252	
8	21.759	26.538	17.455	25.562	1'31.314	317,6	10:44'03.566	

13°		97 X. VIERGE [1'31.454]						
Lap	Seg.1	Seg.2	Seg.3	Seg.4	Lap Time	km/h	Local Time	
1							10:30'12.579	
2	34.718	28.195	18.144	25.743	1'46.800P		10:31'59.379	
3	23.626	32.901	21.187	3'01.074	4'18.788P	313,0	10:36'18.167	
4	43.853	27.318	17.811	25.818	1'54.800P		10:38'12.967	
5	22.248	28.077	17.716	25.676	1'33.717	321,4	10:39'46.684	
6	22.060	26.623	17.566	25.466	1'31.715	326,3	10:41'18.399	
7	21.751	26.603	17.602	25.498	1'31.454	323,4	10:42'49.853	
8	21.968	26.853	17.918	34.420	1'41.159	323,4	10:44'31.012	
9	22.167	30.460	20.067	28.430	1'41.124	326,3	10:46'12.136	

14°		47 A. BASSANI [1'31.490]						
Lap	Seg.1	Seg.2	Seg.3	Seg.4	Lap Time	km/h	Local Time	
1							10:30'03.654	
2	32.825	27.647	17.787	25.821	1'44.080P		10:31'47.734	
3	22.197	27.756	21.420	4'31.906	5'43.279P	318,6	10:37'31.013	
4	33.436	27.564	17.889	26.151	1'45.040P		10:39'16.053	
5	21.931	26.670	17.619	25.339	1'31.559	318,6	10:40'47.612	
6	21.811	26.630	19.499	27.714	1'35.654	321,4	10:42'23.266	
7	21.802	26.616	17.455	25.617	1'31.490	316,7	10:43'54.756	
8	21.925	26.805	17.669	25.431	1'31.830	319,5	10:45'26.586	

15°		60 M. VAN DER MARK [1'31.573]						
Lap	Seg.1	Seg.2	Seg.3	Seg.4	Lap Time	km/h	Local Time	
1							10:30'13.178	
2	34.201	28.269	18.097	25.700	1'46.267P		10:31'59.445	
3	23.638	31.613	20.522	4'07.539	5'23.312P	307,7	10:37'22.757	
4	35.379	28.357	19.115	26.249	1'49.100P		10:39'11.857	
5	21.857	26.642	17.654	25.591	1'31.744	322,4	10:40'43.601	
6	21.819	26.660	17.616	25.478	1'31.573	316,7	10:42'15.174	
7	21.816	26.687	17.689	25.622	1'31.814	317,6	10:43'46.988	

16°		45 S. REDDING [1'31.581]						
Lap	Seg.1	Seg.2	Seg.3	Seg.4	Lap Time	km/h	Local Time	
1							10:30'06.628	
2	33.144	28.337	19.396	27.627	1'48.504P		10:31'55.132	
3	22.140	27.963	18.866	26.807	1'35.776	322,4	10:33'30.908	
4	22.567	26.960	17.770	25.780	1'33.077	317,6	10:35'03.985	
5	21.991	26.714	17.668	25.757	1'32.130	317,6	10:36'36.115	
6	22.098	26.910	17.924	25.907	1'32.839	315,8	10:38'08.954	
7	25.312	29.234	18.298	26.007	1'38.851	316,7	10:39'47.805	
8	21.960	26.598	17.619	25.593	1'31.770	319,5	10:41'19.575	
9	22.274	30.127	18.278	26.410	1'37.089	319,5	10:42'56.664	
10	21.898	26.644	17.512	25.527	1'31.581	317,6	10:44'28.245	
11	22.081	31.143	19.359	27.093	1'39.676	320,5	10:46'07.921	

17°		31 G. GERLOFF [1'31.658]						
Lap	Seg.1	Seg.2	Seg.3	Seg.4	Lap Time	km/h	Local Time	
1							10:30'16.357	
2	33.782	30.365	18.059	26.630	1'48.836P		10:32'05.193	
3	29.565	30.108	19.413	26.685	1'45.771	296,7	10:33'50.964	
4	22.754	27.085	17.925	25.703	1'33.467	318,6	10:35'24.431	
5	22.438	26.892	17.836	25.641	1'32.807	326,3	10:36'57.238	
6	22.016	26.752	17.635	25.533	1'31.936	326,3	10:38'29.174	
7	21.986	31.040	17.862	25.711	1'36.599	327,3	10:40'05.773	
8	21.928	26.654	17.672	25.716	1'31.970	323,4	10:41'37.743	
9	21.717	29.986	17.710	25.748	1'35.161	327,3	10:43'12.904	
10	21.839	26.586	17.583	25.650	1'31.658	324,3	10:44'44.562	
11	24.507	29.179	19.757	28.047	1'41.490	324,3	10:46'26.052	

18°		34 L. BALDASSARRI [1'31.830]						
Lap	Seg.1	Seg.2	Seg.3	Seg.4	Lap Time	km/h	Local Time	
1							10:30'18.611	
2	32.838	28.621	18.211	26.689	1'46.359P		10:32'04.970	
3	22.954	28.592	20.121	27.853	1'39.520	306,8	10:33'44.490	
4	23.726	28.173	18.606	26.970	1'37.475	302,5	10:35'21.965	
5	22.496	27.318	18.074	25.998	1'33.886	307,7	10:36'55.851	
6	22.067	27.122	17.943	26.024	1'33.156	312,1	10:38'29.007	
7	22.230	27.075	17.830	25.698	1'32.833	311,2	10:40'01.840	
8	21.949	26.854	17.837	25.703	1'32.343	312,1	10:41'34.183	
9	21.897	26.606	17.620	25.707	1'31.830	303,4	10:43'06.013	
10	24.949	28.504	18.308	26.017	1'37.778	312,1	10:44'43.791	
11	25.117	31.026	21.063	28.080	1'45.286	311,2	10:46'29.077	

19°		66 T. SYKES [1'32.066]						
Lap	Seg.1	Seg.2	Seg.3	Seg.4	Lap Time	km/h	Local Time	
1							10:31'10.173	
2	34.399	31.825	22.151	3'29.198	4'57.573P		10:36'07.746	
3	35.251	29.201	20.303	27.751	1'52.506P		10:38'00.252	
4	23.086	27.744	17.835	26.394	1'35.059	304,2	10:39'35.311	
5	22.086	26.941	17.697	25.715	1'32.439	307,7	10:41'07.750	
6	21.984	26.773	17.534	25.791	1'32.082	307,7	10:42'39.832	
7	21.996	26.679	17.644	25.747	1'32.066	306,8	10:44'11.898	

20°		51 E. GRANADO [1'32.777]						
Lap	Seg.1	Seg.2	Seg.3	Seg.4	Lap Time	km/h	Local Time	
1							10:30'11.584	
2	35.045	28.232	18.180	26.178	1'47.635P		10:31'59.219	
3	23.888	34.449	20.972	4'00.767	5'20.076P	308,6	10:37'19.295	
4	38.657	28.738	19.138	26.834	1'53.367P		10:39'12.662	
5	22.242	26.991	17.799	25.745	1'32.777	313,0	10:40'45.439	
6	22.810	27.200	17.864	25.935	1'33.809	310,3	10:42'19.248	
7	22.264	27.031	17.892	25.950	1'33.137	311,2	10:43'52.385	
8	22.468	31.026	18.333	26.228	1'38.055	309,5	10:45'30.440	

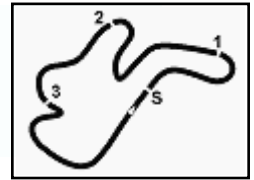
26/02/2023

P = Pits In/Out - C = Lap Time Cancelled

These data/results cannot be reproduced, stored and/or transmitted in whole or in part by any manner of electronic, mechanical, photocopying, recording, broadcasting or otherwise now known or herein after developed without the previous express consent by the copyright owner, except for reproduction in daily press and regular printed publications on sale to the public within 60 days of the event related to those data/results and always provided that copyright symbol appears together as follows below.

© DORNA WSBK ORGANIZATION Srl 2023





## Grand Ridge Australian Round, 24-26 February 2023

### Chronological Analysis Warm Up

21° 52 D. KONIG [1'33.004]							
Lap	Seg.1	Seg.2	Seg.3	Seg.4	Lap Time	km/h	Local Time
1							10:30'05.513
2	32.954	27.717	18.012	26.130	1'44.813P		10:31'50.326
3	22.598	28.145	19.609	1'11.160	2'21.512P	308,6	10:34'11.838
4	34.236	28.264	18.183	26.248	1'46.931P		10:35'58.769
5	22.622	27.036	18.051	26.330	1'34.039	303,4	10:37'32.808
6	22.728	31.711	19.221	27.110	1'40.770	303,4	10:39'13.578
7	22.384	<b>26.925</b>	<b>17.720</b>	25.975	<b>1'33.004</b>	309,5	10:40'46.582
8	<b>22.274</b>	27.063	17.836	<b>25.903</b>	1'33.076	307,7	10:42'19.658
9	22.311	27.074	17.806	25.992	1'33.183	<b>310,3</b>	10:43'52.841
10	22.370	32.322	19.362	27.623	1'41.677	305,9	10:45'34.518

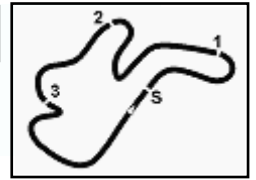
22° 35 H. SYAHRIN [1'33.567]							
Lap	Seg.1	Seg.2	Seg.3	Seg.4	Lap Time	km/h	Local Time
1							10:30'13.846
2	34.947	28.987	18.533	26.605	1'49.072P		10:32'02.918
3	26.463	36.284	21.658	3'50.153	5'14.558P	302,5	10:37'17.476
4	39.995	28.838	19.002	26.460	1'54.295P		10:39'11.771
5	22.455	27.311	<b>17.945</b>	<b>25.856</b>	<b>1'33.567</b>	304,2	10:40'45.338
6	24.623	27.438	18.247	26.162	1'36.470	312,1	10:42'21.808
7	<b>22.240</b>	<b>27.131</b>	17.974	26.243	1'33.588	<b>313,0</b>	10:43'55.396
8	22.378	27.630	18.062	26.217	1'34.287	<b>313,0</b>	10:45'29.683

26/02/2023 P = Pits In/Out - C = Lap Time Cancelled

These data/results cannot be reproduced, stored and/or transmitted in whole or in part by any manner of electronic, mechanical, photocopying, recording, broadcasting or otherwise now known or herein after developed without the previous express consent by the copyright owner, except for reproduction in daily press and regular printed publications on sale to the public within 60 days of the event related to those data/results and always provided that copyright symbol appears together as follows below.

© DORNA WSBK ORGANIZATION Srl 2023



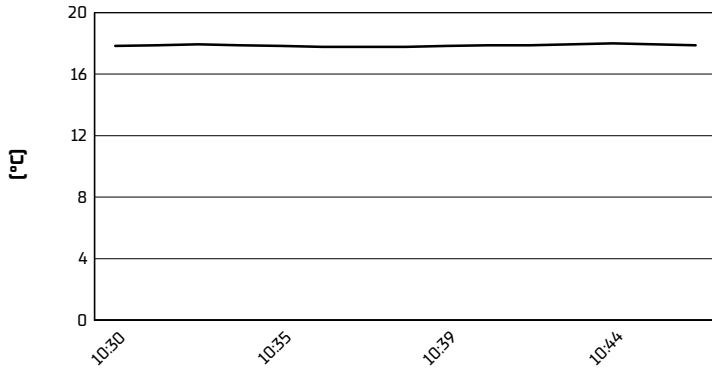


Phillip Island 4.445 m

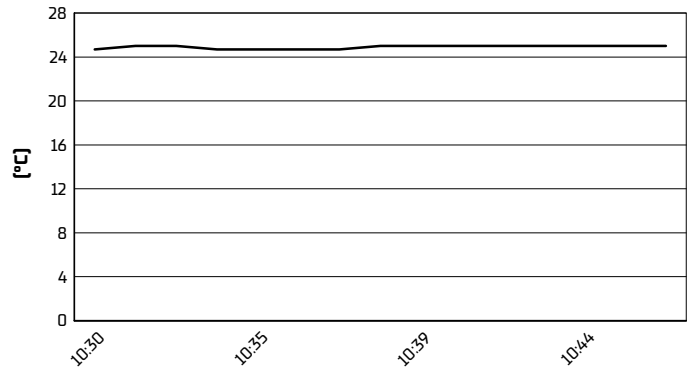
**Grand Ridge Australian Round, 24-26 February 2023**  
**Weather Report Warm Up**

Session started 10:30 - Session ended 10:46

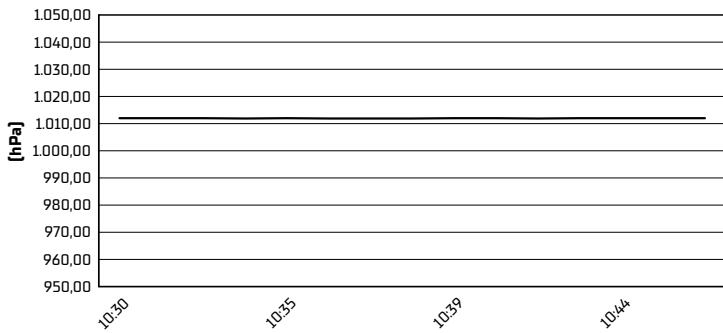
**Air Temperature**



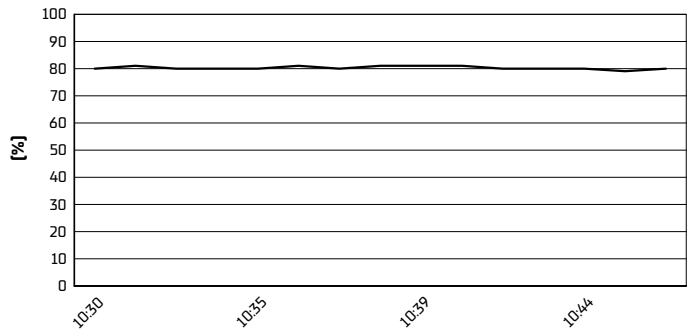
**Track Temperature**



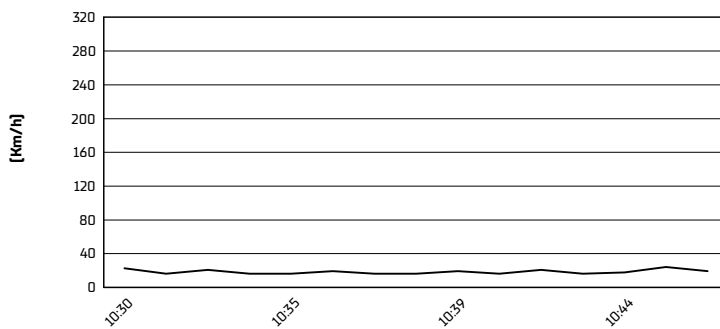
**Air Pressure**



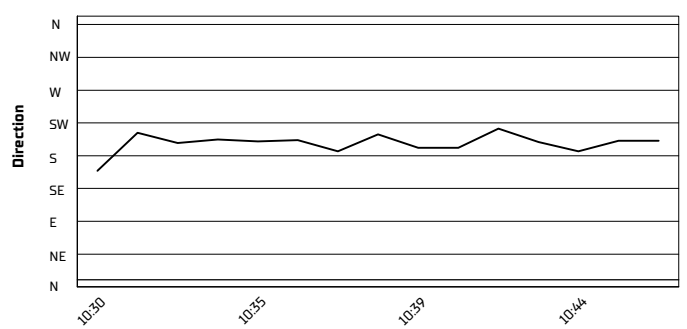
**Humidity**



**Wind Speed**



**Wind Direction**



26/02/2023

These data/results cannot be reproduced, stored and/or transmitted in whole or in part by any manner of electronic, mechanical, photocopying, recording, broadcasting or otherwise now known or herein after developed without the previous express consent by the copyright owner, except for reproduction in daily press and regular printed publications on sale to the public within 60 days of the event related to those data/results and always provided that copyright symbol appears together as follows below.

© DORNA WSBK ORGANIZATION Srl 2023