

Grand Ridge Australian Round, 24-26 February 2023
Results Race 1 - Red Flag

Laps 3 = 16,685 Km - Time of Race 6'49.005 - Avg. 146,859 km/h

Pos	Grid	No. Rider	Nat	Team	Bike	LL	Int.	Gap	Rel.	Fastest Lap	Speed	Qualifying	Speed
1	2	61 C. ONCU	TUR	Kawasaki Puccetti Racing	Kawasaki ZX-6R	3	I3.1			1'44.271	267,3	1'33.058	279,8
2	7	28 G. VAN STRAALEN	NED	EAB Racing Team	Yamaha YZF R6	3	I3.1	0.353	0.353	1'46.328	268,7	1'33.904	280,5
3	20	17 J. MCPHEE	GBR	Vince64 by Puccetti Racing	Kawasaki ZX-6R	3	I3.1	0.883	0.530	1'46.434	268,7	1'37.114	281,3
4	14	19 A. MANTOVANI	ITA	Evan Bros. WorldSSP Yamaha Team	Yamaha YZF R6	3	I3.1	2.760	1.877	1'46.528	267,3	1'34.733	274,8
5	1	62 S. MANZI	ITA	Ten Kate Racing Yamaha	Yamaha YZF R6	3	I3.1	2.920	0.160	1'45.982	269,3	1'32.814	275,5
6	10	3 R. DE ROSA	ITA	Orelac Racing Verdatura	Ducati Panigale V2	3	I3.1	3.173	0.253	1'45.774	260,9	1'34.102	279,8
7	9	64 F. CARICASULO	ITA	Althea Racing Team	Ducati Panigale V2	3	I3.1	3.375	0.202	1'45.907	274,1	1'34.069	286,5
8	5	29 N. SPINELLI	ITA	VFT Racing Yamaha	Yamaha YZF R6	3	I3.1	3.642	0.267	1'45.943	268,0	1'33.729	268,0
9	16	24 A. WONGTHANANON	THA	Yamaha Thailand Racing Team	Yamaha YZF R6	3	I3.1	3.879	0.237	1'46.593	269,3	1'35.249	279,1
10	13	32 O. BAYLISS	AUS	D34G Racing	Ducati Panigale V2	3	I3.1	4.394	0.515	1'46.954	270,7	1'34.659	269,3
11	18	51 A. SARMOON	THA	Yamaha Thailand Racing Team	Yamaha YZF R6	3	I3.1	4.402	0.008	1'45.601	274,1	1'36.837	272,7
12	6	23 M. SCHROETTER	GER	MV Agusta Reparto Corse	MV Agusta F3 800 RR	3	I3.1	4.864	0.462	1'46.115	276,2	1'33.866	275,5
13	17	54 B. SOFUOGLU	TUR	MV Agusta Reparto Corse	MV Agusta F3 800 RR	3	I3.1	5.002	0.138	1'45.878	268,0	1'35.571	276,9
14	12	66 N. TUULI	FIN	Dynavolt Triumph	Triumph Street Triple RS 765	3	I3.1	5.099	0.097	1'47.323	271,4	1'34.191	270,0
15	21	7 A. NORRODIN	MAS	PETRONAS MIE M5 Racing HONDA Team	Honda CBR600RR	3	I3.1	5.491	0.392	1'46.911	264,7	1'38.157	268,0
16	4	11 N. BULEGA	ITA	Aruba Racing WorldSSP Team	Ducati Panigale V2	3	I3.1	5.694	0.203	1'46.513	277,6	1'33.090	280,5
17	11	94 V. DEBISE	FRA	GMT94 Yamaha	Yamaha YZF R6	3	I3.1	7.108	1.414	1'46.580	276,9	1'34.156	277,6
18	19	95 T. MACKENZIE	GBR	PETRONAS MIE M5 Racing HONDA Team	Honda CBR600RR	3	I3.1	7.149	0.041	1'47.546	257,1	1'36.935	262,1
19	22	4 H. TRUELOVE	GBR	Dynavolt Triumph	Triumph Street Triple RS 765	3	I3.1	11.098	3.949	1'48.977	263,4	1'38.183	270,7
20	15	9 J. NAVARRO	ESP	Ten Kate Racing Yamaha	Yamaha YZF R6	3	I3.1	14.704	3.606	1'48.840	266,0	1'35.048	270,0
-----Not Classified-----													
NC	8	99 A. HUERTAS	ESP	MTM Kawasaki	Kawasaki ZX-6R	3				1'46.227	274,8	1'33.952	276,2
NC	3	55 Y. MONTELLA	ITA	Barni Spark Racing Team	Ducati Panigale V2	3				1'45.900	271,4	1'33.076	279,1

AIR	Humidity:	76%	Temp:	22°C
TRACK	Condition:	Dry	Temp:	27°C

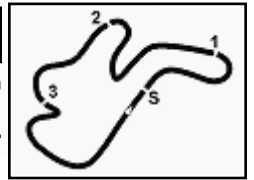
Records	Pole [SP]	2020	A.Locatelli	1'32.176	173,603 Km/h
	Race [RC]	2018	S.Cortese	1'33.072	171,931 Km/h
	All Times [SP]	2020	A.Locatelli	1'32.176	173,603 Km/h
	Race Fastest Lap	Lap 3	C.Oncu	1'44.271	153,465 Km/h

Start 14:30 End 14:39 The results are provisional until the end of the time limit for protests and appeals and the completion of the technical checks.

25/02/2023

These data/results cannot be reproduced, stored and/or transmitted in whole or in part by any manner of electronic, mechanical, photocopying, recording, broadcasting or otherwise now known or herein after developed without the previous express consent by the copyright owner, except for reproduction in daily press and regular printed publications on sale to the public within 60 days of the event related to those data/results and always provided that copyright symbol appears together as follows below.

© DORNA WSBK ORGANIZATION Srl 2023



Grand Ridge Australian Round, 24-26 February 2023
Results Race 1 - Red Flag

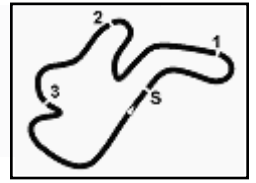
Race Highlights

Time	No. Rider	Description
14.27.57		Warm-up Lap Start
14.29.35		WHITE FLAG
14.30.41		Start
14.34.29		No Jump Start
14.37.04	99 A. HUERTAS	Crashed - Turn 7
14.37.05	55 Y. MONTELLA	Crashed - Turn 7
14.37.33		RED FLAG
14.39.56		End Of Session

25/02/2023 Start End The results are provisional until the end of the time limit for protests and appeals and the completion of the technical checks.

These data/results cannot be reproduced, stored and/or transmitted in whole or in part by any manner of electronic, mechanical, photocopying, recording, broadcasting or otherwise now known or herein after developed without the previous express consent by the copyright owner, except for reproduction in daily press and regular printed publications on sale to the public within 60 days of the event related to those data/results and always provided that copyright symbol appears together as follows below.

© DORNA WSBK ORGANIZATION Srl 2023



Phillip Island 4.445 m

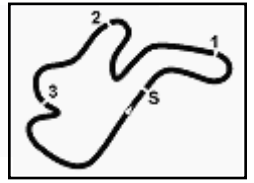
Grand Ridge Australian Round, 24-26 February 2023
Lap Chart Race 1 - Red Flag

	Lap		
	1	2	3
1	28	28	61
2	55	17	28
3	99	19	17
4	19	99	19
5	64	62	99
6	62	29	62
7	17	55	29
8	32	61	55
9	29	64	64
10	11	32	3
11	24	3	54
12	3	24	24
13	23	66	32
14	61	54	51
15	7	7	66
16	94	23	23
17	66	51	7
18	51	94	11
19	95	11	94
20	54	95	95
21	4	4	4
22	9	9	9

25/02/2023

These data/results cannot be reproduced, stored and/or transmitted in whole or in part by any manner of electronic, mechanical, photocopying, recording, broadcasting or otherwise now known or herein after developed without the previous express consent by the copyright owner, except for reproduction in daily press and regular printed publications on sale to the public within 60 days of the event related to those data/results and always provided that copyright symbol appears together as follows below.

© DORNA WSBK ORGANIZATION Srl 2023



Phillip Island 4.445 m

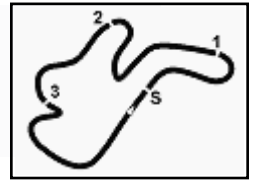
Grand Ridge Australian Round, 24-26 February 2023
Lap Chart Race 1 - Red Flag

Lap 1		
1	28	G.van Straalen 1'51.999
2	55	Y.Montella 0.685
3	99	A.Huertas 1.362
4	19	A.Mantovani 1.428
5	64	F.Caricasulo 1.868
6	62	S.Manzi 2.006
7	17	J.McPhee 2.168
8	32	O.Bayliss 2.202
9	29	N.Spinelli 2.322
10	11	N.Bulega 2.334
11	24	A.Wongthananon 2.579
12	3	R.De Rosa 2.598
13	23	M.Schroetter 2.959
14	61	C.Oncu 3.219
15	7	A.Norrodin 3.229
16	94	V.Debise 3.257
17	66	N.Tuuli 3.829
18	51	A.Sarmoon 3.944
19	95	T.Mackenzie 3.992
20	54	B.Sofuoglu 4.330
21	4	H.Truelove 4.376
22	9	J.Navarro 5.162

Lap 2		
1	28	G.van Straalen 3'42.613
2	17	J.McPhee 0.005
3	19	A.Mantovani 0.075
4	99	A.Huertas 0.621
5	62	S.Manzi 1.738
6	29	N.Spinelli 1.780
7	55	Y.Montella 1.886
8	61	C.Oncu 1.890
9	64	F.Caricasulo 1.916
10	32	O.Bayliss 2.056
11	3	R.De Rosa 2.108
12	24	A.Wongthananon 2.386
13	66	N.Tuuli 2.503
14	54	B.Sofuoglu 2.845
15	7	A.Norrodin 2.950
16	23	M.Schroetter 3.733
17	51	A.Sarmoon 3.884
18	94	V.Debise 4.177
19	11	N.Bulega 4.191
20	95	T.Mackenzie 4.846
21	4	H.Truelove 6.157
22	9	J.Navarro 9.181

Lap 3		
1	61	C.Oncu 5'28.774
2	28	G.van Straalen 0.167
3	17	J.McPhee 0.278
4	19	A.Mantovani 0.442
5	99	A.Huertas 0.687
6	62	S.Manzi 1.559
7	29	N.Spinelli 1.562
8	55	Y.Montella 1.625
9	64	F.Caricasulo 1.662
10	3	R.De Rosa 1.721
11	54	B.Sofuoglu 2.562
12	24	A.Wongthananon 2.818
13	32	O.Bayliss 2.849
14	51	A.Sarmoon 3.324
15	66	N.Tuuli 3.665
16	23	M.Schroetter 3.687
17	7	A.Norrodin 3.700
18	11	N.Bulega 4.543
19	94	V.Debise 4.596
20	95	T.Mackenzie 6.231
21	4	H.Truelove 8.973
22	9	J.Navarro 11.860

25/02/2023
These data/results cannot be reproduced, stored and/or transmitted in whole or in part by any manner of electronic, mechanical, photocopying, recording, broadcasting or otherwise now known or herein after developed without the previous express consent by the copyright owner, except for reproduction in daily press and regular printed publications on sale to the public within 60 days of the event related to those data/results and always provided that copyright symbol appears together as follows below.
© DORNA WSBK ORGANIZATION Srl 2023



Phillip Island 4.445 m

3 / 3

Grand Ridge Australian Round, 24-26 February 2023
Lap Chart Race 1 - Red Flag

Race Pace Comparison

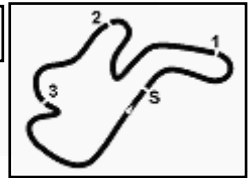
	61 Onc	28 vSt	17 McP	19 Mat	62 Man	3 DeR	64 Car	29 Spi	24 Won	32 Bay	51 Sar	23 Sch	54 Sof	66 Tuu
1	1'55.218	1'51.999	1'54.167	1'53.427	1'54.005	1'54.597	1'53.867	1'54.321	1'54.578	1'54.201	1'55.943	1'54.958	1'56.329	1'55.828
2	1'49.285	1'50.614	1'48.451	1'49.261	1'50.346	1'50.124	1'50.662	1'50.072	1'50.421	1'50.468	1'50.554	1'51.388	1'49.129	1'49.288
3	1'44.271	1'46.328	1'46.434	1'46.528	1'45.982	1'45.774	1'45.907	1'45.943	1'46.593	1'46.954	1'45.601	1'46.115	1'45.878	1'47.323

	7 Nor	11 Bul	94 Deb	95 Mac	4 Tru	9 Nav	99 Hue	55 Mon
1	1'55.228	1'54.333	1'55.256	1'55.991	1'56.375	1'57.161	1'53.361	1'52.684
2	1'50.335	1'52.471	1'51.534	1'51.468	1'52.395	1'54.633	1'49.873	1'51.815
3	1'46.911	1'46.513	1'46.580	1'47.546	1'48.977	1'48.840	1'46.227	1'45.900

25/02/2023

These data/results cannot be reproduced, stored and/or transmitted in whole or in part by any manner of electronic, mechanical, photocopying, recording, broadcasting or otherwise now known or herein after developed without the previous express consent by the copyright owner, except for reproduction in daily press and regular printed publications on sale to the public within 60 days of the event related to those data/results and always provided that copyright symbol appears together as follows below.

© DORNA WSBK ORGANIZATION Srl 2023



Phillip Island 4.445 m

Grand Ridge Australian Round, 24-26 February 2023
Best Sectors & Speed Race 1 - Red Flag

RESULTS			LL	Int.	
1	61	C. ONCU	Kawasaki ZX-6R	3	13.1
2	28	G. VAN STRAALEN	Yamaha YZF R6	3	13.1
3	17	J. MCPHEE	Kawasaki ZX-6R	3	13.1
4	19	A. MANTOVANI	Yamaha YZF R6	3	13.1
5	62	S. MANZI	Yamaha YZF R6	3	13.1
6	3	R. DE ROSA	Ducati Panigale V2	3	13.1
7	64	F. CARICASULO	Ducati Panigale V2	3	13.1
8	29	N. SPINELLI	Yamaha YZF R6	3	13.1
9	24	A. WONGTHANANON	Yamaha YZF R6	3	13.1
10	32	D. BAYLISS	Ducati Panigale V2	3	13.1
11	51	A. SARMOON	Yamaha YZF R6	3	13.1
12	23	M. SCHROETTER	MV Agusta F3 800 RR	3	13.1
13	54	B. SOFUOGLU	MV Agusta F3 800 RR	3	13.1
14	66	N. TUULI	Triumph Street Triple RS 765	3	13.1
15	7	A. NORRODIN	Honda CBR600RR	3	13.1
16	11	N. BULEGA	Ducati Panigale V2	3	13.1
17	94	V. DEBISE	Yamaha YZF R6	3	13.1
18	95	T. MACKENZIE	Honda CBR600RR	3	13.1
19	4	H. TRUELOVE	Triumph Street Triple RS 765	3	13.1
20	9	J. NAVARRO	Yamaha YZF R6	3	13.1
NC	99	A. HUERTAS	Kawasaki ZX-6R	3	
NC	55	Y. MONTELLA	Ducati Panigale V2	3	

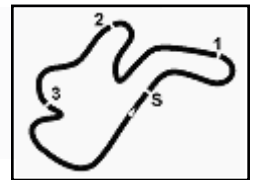
SPEED				
1	11	N. BULEGA	Ducati Panigale V2	277,6
2	94	V. DEBISE	Yamaha YZF R6	276,9
3	23	M. SCHROETTER	MV Agusta F3 800 RR	276,2
4	99	A. HUERTAS	Kawasaki ZX-6R	274,8
5	51	A. SARMOON	Yamaha YZF R6	274,1
6	64	F. CARICASULO	Ducati Panigale V2	274,1
7	55	Y. MONTELLA	Ducati Panigale V2	271,4
8	66	N. TUULI	Triumph Street Triple RS 765	271,4
9	32	D. BAYLISS	Ducati Panigale V2	270,7
10	24	A. WONGTHANANON	Yamaha YZF R6	269,3
11	62	S. MANZI	Yamaha YZF R6	269,3
12	17	J. MCPHEE	Kawasaki ZX-6R	268,7
13	28	G. VAN STRAALEN	Yamaha YZF R6	268,7
14	29	N. SPINELLI	Yamaha YZF R6	268,0
15	54	B. SOFUOGLU	MV Agusta F3 800 RR	268,0
16	61	C. ONCU	Kawasaki ZX-6R	267,3
17	19	A. MANTOVANI	Yamaha YZF R6	267,3
18	9	J. NAVARRO	Yamaha YZF R6	266,0
19	7	A. NORRODIN	Honda CBR600RR	264,7
20	4	H. TRUELOVE	Triumph Street Triple RS 765	263,4
21	3	R. DE ROSA	Ducati Panigale V2	260,9
22	95	T. MACKENZIE	Honda CBR600RR	257,1

SEG. 1		SEG. 2		SEG. 3		SEG. 4									
1	55	Y. MONTELLA	24.269	1	51	A. SARMOON	29.264	1	94	V. DEBISE	19.588	1	3	R. DE ROSA	28.600
2	32	D. BAYLISS	24.389	2	24	A. WONGTHANANON	29.398	2	61	C. ONCU	19.593	2	61	C. ONCU	28.654
3	23	M. SCHROETTER	24.389	3	62	S. MANZI	29.525	3	28	G. VAN STRAALEN	19.668	3	55	Y. MONTELLA	28.661
4	51	A. SARMOON	24.399	4	17	J. MCPHEE	29.649	4	17	J. MCPHEE	19.760	4	23	M. SCHROETTER	28.755
5	24	A. WONGTHANANON	24.402	5	23	M. SCHROETTER	29.657	5	95	T. MACKENZIE	19.782	5	28	G. VAN STRAALEN	28.777
6	64	F. CARICASULO	24.426	6	28	G. VAN STRAALEN	29.699	6	11	N. BULEGA	19.961	6	24	A. WONGTHANANON	28.835
7	62	S. MANZI	24.434	7	3	R. DE ROSA	29.710	7	3	R. DE ROSA	20.022	7	51	A. SARMOON	28.858
8	3	R. DE ROSA	24.594	8	99	A. HUERTAS	29.727	8	62	S. MANZI	20.030	8	19	A. MANTOVANI	28.862
9	66	N. TUULI	24.599	9	61	C. ONCU	29.738	9	54	B. SOFUOGLU	20.098	9	54	B. SOFUOGLU	28.866
10	28	G. VAN STRAALEN	24.600	10	64	F. CARICASULO	29.767	10	4	H. TRUELOVE	20.107	10	64	F. CARICASULO	28.906
11	61	C. ONCU	24.631	11	55	Y. MONTELLA	29.768	11	64	F. CARICASULO	20.132	11	29	N. SPINELLI	28.933
12	95	T. MACKENZIE	24.645	12	54	B. SOFUOGLU	29.800	12	55	Y. MONTELLA	20.171	12	66	N. TUULI	28.966
13	29	N. SPINELLI	24.665	13	66	N. TUULI	29.877	13	66	N. TUULI	20.177	13	99	A. HUERTAS	28.988
14	7	A. NORRODIN	24.700	14	7	A. NORRODIN	29.919	14	23	M. SCHROETTER	20.197	14	32	D. BAYLISS	28.988
15	99	A. HUERTAS	24.744	15	19	A. MANTOVANI	30.016	15	7	A. NORRODIN	20.244	15	11	N. BULEGA	29.093
16	17	J. MCPHEE	24.776	16	11	N. BULEGA	30.016	16	51	A. SARMOON	20.249	16	62	S. MANZI	29.113
17	19	A. MANTOVANI	24.792	17	4	H. TRUELOVE	30.020	17	24	A. WONGTHANANON	20.251	17	95	T. MACKENZIE	29.322
18	11	N. BULEGA	24.854	18	32	D. BAYLISS	30.032	18	99	A. HUERTAS	20.266	18	7	A. NORRODIN	29.359
19	54	B. SOFUOGLU	24.996	19	29	N. SPINELLI	30.208	19	19	A. MANTOVANI	20.320	19	94	V. DEBISE	29.387
20	4	H. TRUELOVE	25.455	20	95	T. MACKENZIE	30.232	20	29	N. SPINELLI	20.367	20	17	J. MCPHEE	29.677
21	9	J. NAVARRO	25.459	21	9	J. NAVARRO	30.291	21	32	D. BAYLISS	20.381	21	4	H. TRUELOVE	29.695
22	94	V. DEBISE	25.897	22	94	V. DEBISE	30.308	22	9	J. NAVARRO	21.011	22	9	J. NAVARRO	29.738

25/02/2023

These data/results cannot be reproduced, stored and/or transmitted in whole or in part by any manner of electronic, mechanical, photocopying, recording, broadcasting or otherwise now known or herein after developed without the previous express consent by the copyright owner, except for reproduction in daily press and regular printed publications on sale to the public within 60 days of the event related to those data/results and always provided that copyright symbol appears together as follows below.

© DORNA WSBK ORGANIZATION Srl 2023



Grand Ridge Australian Round, 24-26 February 2023
Chronological Analysis Race 1 - Red Flag

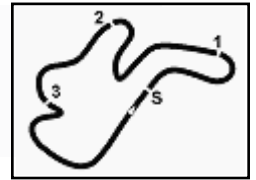
Start at 14:30'26.443

1° 61 C. ONCU [1'44.271]								11° 51 A. SARMOON [1'45.601]							
Lap	Seg1	Seg2	Seg3	Seg4	Lap Time	km/h	Local Time	Lap	Seg1	Seg2	Seg3	Seg4	Lap Time	km/h	Local Time
1		31.495	21.618	31.473	1'55.218		14:32'21.661	1		30.225	21.189	30.372	1'55.943		14:32'22.386
2	26.197	31.832	21.277	29.979	1'49.285	267,3	14:34'10.946	2	26.140	32.586	21.313	30.515	1'50.554	272,0	14:34'12.940
3	25.497	30.112	20.008	28.654	1'44.271	264,7	14:35'55.217	3	25.678	30.816	20.249	28.858	1'45.601	274,1	14:35'58.541
Last Passing Point I3.1 at 14:37'15.448								Last Passing Point I3.1 at 14:37'19.850							
2° 28 G. VAN STRAALEN [1'46.328]								12° 23 M. SCHROETTER [1'46.115]							
Lap	Seg1	Seg2	Seg3	Seg4	Lap Time	km/h	Local Time	Lap	Seg1	Seg2	Seg3	Seg4	Lap Time	km/h	Local Time
1		30.054	20.349	30.973	1'51.999		14:32'18.442	1		31.107	21.029	31.616	1'54.958		14:32'21.401
2	26.387	31.673	21.478	31.076	1'50.614	258,4	14:34'09.056	2	26.800	32.665	21.126	30.797	1'51.388	266,0	14:34'12.789
3	26.019	31.224	20.308	28.777	1'46.328	259,0	14:35'55.384	3	25.739	31.424	20.197	28.755	1'46.115	272,0	14:35'58.904
Last Passing Point I3.1 at 14:37'15.801								Last Passing Point I3.1 at 14:37'20.312							
3° 17 J. MCPHEE [1'46.434]								13° 54 B. SOFUOGLU [1'45.878]							
Lap	Seg1	Seg2	Seg3	Seg4	Lap Time	km/h	Local Time	Lap	Seg1	Seg2	Seg3	Seg4	Lap Time	km/h	Local Time
1		30.383	20.701	31.015	1'54.167		14:32'20.610	1		31.466	21.656	30.427	1'56.329		14:32'22.772
2	25.994	31.451	20.715	30.291	1'48.451	268,0	14:34'09.061	2	26.144	32.286	21.083	29.616	1'49.129	255,9	14:34'11.901
3	25.456	30.842	20.459	29.677	1'46.434	265,4	14:35'55.495	3	25.668	31.246	20.098	28.866	1'45.878	265,4	14:35'57.779
Last Passing Point I3.1 at 14:37'16.331								Last Passing Point I3.1 at 14:37'20.450							
4° 19 A. MANTOVANI [1'46.528]								14° 66 N. TUULI [1'47.323]							
Lap	Seg1	Seg2	Seg3	Seg4	Lap Time	km/h	Local Time	Lap	Seg1	Seg2	Seg3	Seg4	Lap Time	km/h	Local Time
1		30.642	21.158	30.520	1'53.427		14:32'19.870	1		32.126	21.114	30.910	1'55.828		14:32'22.271
2	25.951	31.532	20.971	30.807	1'49.261	263,4	14:34'09.131	2	26.176	31.796	21.176	30.140	1'49.288	263,4	14:34'11.559
3	25.812	31.534	20.320	28.862	1'46.528	261,5	14:35'55.659	3	26.168	32.012	20.177	28.966	1'47.323	267,3	14:35'58.882
Last Passing Point I3.1 at 14:37'18.208								Last Passing Point I3.1 at 14:37'20.547							
5° 62 S. MANZI [1'45.982]								15° 7 A. NORRODIN [1'46.911]							
Lap	Seg1	Seg2	Seg3	Seg4	Lap Time	km/h	Local Time	Lap	Seg1	Seg2	Seg3	Seg4	Lap Time	km/h	Local Time
1		30.526	21.441	31.257	1'54.005		14:32'20.448	1		30.416	20.798	31.719	1'55.228		14:32'21.671
2	26.295	32.107	21.101	30.843	1'50.346	269,3	14:34'10.794	2	26.595	32.370	21.019	30.351	1'50.335	259,6	14:34'12.006
3	26.100	30.739	20.030	29.113	1'45.982	268,0	14:35'56.776	3	25.849	31.459	20.244	29.359	1'46.911	262,8	14:35'58.917
Last Passing Point I3.1 at 14:37'18.368								Last Passing Point I3.1 at 14:37'20.939							
6° 3 R. DE ROSA [1'45.774]								16° 11 N. BULEGA [1'46.513]							
Lap	Seg1	Seg2	Seg3	Seg4	Lap Time	km/h	Local Time	Lap	Seg1	Seg2	Seg3	Seg4	Lap Time	km/h	Local Time
1		30.742	21.436	31.460	1'54.597		14:32'21.040	1		30.658	22.081	31.542	1'54.333		14:32'20.776
2	26.718	32.323	21.117	29.966	1'50.124	248,8	14:34'11.164	2	26.866	32.760	21.560	31.285	1'52.471	259,6	14:34'13.247
3	26.217	30.935	20.022	28.600	1'45.774	252,3	14:35'56.938	3	25.721	31.376	20.323	29.093	1'46.513	271,4	14:35'59.760
Last Passing Point I3.1 at 14:37'18.621								Last Passing Point I3.1 at 14:37'21.142							
7° 64 F. CARICASULO [1'45.907]								17° 94 V. DEBISE [1'46.580]							
Lap	Seg1	Seg2	Seg3	Seg4	Lap Time	km/h	Local Time	Lap	Seg1	Seg2	Seg3	Seg4	Lap Time	km/h	Local Time
1		30.629	21.524	31.031	1'53.867		14:32'20.310	1		31.354	21.102	31.361	1'55.256		14:32'21.699
2	26.426	32.724	21.314	30.198	1'50.662	266,0	14:34'10.972	2	26.681	32.671	21.110	31.072	1'51.534	268,7	14:34'13.233
3	25.989	30.880	20.132	28.906	1'45.907	265,4	14:35'56.879	3	25.897	31.065	20.231	29.387	1'46.580	270,7	14:35'59.813
Last Passing Point I3.1 at 14:37'18.823								Last Passing Point I3.1 at 14:37'22.556							
8° 29 N. SPINELLI [1'45.943]								18° 95 T. MACKENZIE [1'47.546]							
Lap	Seg1	Seg2	Seg3	Seg4	Lap Time	km/h	Local Time	Lap	Seg1	Seg2	Seg3	Seg4	Lap Time	km/h	Local Time
1		30.750	21.515	31.210	1'54.321		14:32'20.764	1		30.865	21.312	31.584	1'55.991		14:32'22.434
2	26.595	32.299	20.779	30.399	1'50.072	268,0	14:34'10.836	2	27.174	32.555	21.584	30.155	1'51.468	253,5	14:34'13.902
3	25.836	30.807	20.367	28.933	1'45.943	264,7	14:35'56.779	3	25.623	31.715	20.886	29.322	1'47.546	255,9	14:36'01.448
Last Passing Point I3.1 at 14:37'19.090								Last Passing Point I3.1 at 14:37'22.597							
9° 24 A. WONGTHANANON [1'46.593]								19° 4 H. TRUELOVE [1'48.977]							
Lap	Seg1	Seg2	Seg3	Seg4	Lap Time	km/h	Local Time	Lap	Seg1	Seg2	Seg3	Seg4	Lap Time	km/h	Local Time
1		30.781	21.045	30.925	1'54.578		14:32'21.021	1		31.045	21.249	31.479	1'56.375		14:32'22.818
2	26.681	32.144	21.310	30.286	1'50.421	263,4	14:34'11.442	2	28.302	32.762	21.198	30.133	1'52.395	239,5	14:34'15.213
3	26.163	31.344	20.251	28.835	1'46.593	265,4	14:35'58.035	3	26.587	31.617	21.078	29.695	1'48.977	257,8	14:36'04.190
Last Passing Point I3.1 at 14:37'19.327								Last Passing Point I3.1 at 14:37'26.546							
10° 32 O. BAYLISS [1'46.954]								20° 9 J. NAVARRO [1'48.840]							
Lap	Seg1	Seg2	Seg3	Seg4	Lap Time	km/h	Local Time	Lap	Seg1	Seg2	Seg3	Seg4	Lap Time	km/h	Local Time
1		30.846	21.613	31.522	1'54.201		14:32'20.644	1		31.505	21.685	31.536	1'57.161		14:32'23.604
2	26.445	32.225	21.327	30.471	1'50.468	258,4	14:34'11.112	2	28.208	33.183	21.991	31.251	1'54.633	238,9	14:34'18.237
3	26.201	31.384	20.381	28.988	1'46.954	252,9	14:35'58.066	3	26.519	31.484	21.099	29.738	1'48.840	255,9	14:36'07.077
Last Passing Point I3.1 at 14:37'19.842								Last Passing Point I3.1 at 14:37'30.152							

25/02/2023 P = Pits In/Out - C = Lap Time Cancelled

These data/results cannot be reproduced, stored and/or transmitted in whole or in part by any manner of electronic, mechanical, photocopying, recording, broadcasting or otherwise now known or herein after developed without the previous express consent by the copyright owner, except for reproduction in daily press and regular printed publications on sale to the public within 60 days of the event related to those data/results and always provided that copyright symbol appears together as follows below.

© DORNA WSBK ORGANIZATION Srl 2023



Phillip Island 4.445 m

Grand Ridge Australian Round, 24-26 February 2023
Chronological Analysis Race 1 - Red Flag

Start at 14:30'26.443

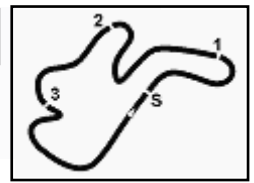
NC								99 A. HUERTAS [1'46.227]							
Lap	Seg.1	Seg.2	Seg.3	Seg.4	Lap Time	km/h	Local Time	Lap	Seg.1	Seg.2	Seg.3	Seg.4	Lap Time	km/h	Local Time
1		30.336	21.225	30.911	1'53.361		14:32'19.804								
2	26.699	32.047	20.803	30.324	1'49.873	265,4	14:34'09.677								
3	25.659	31.314	20.266	28.988	1'46.227	274,1	14:35'55.904								
								Last Passing Point I2 at 14:36'50.375							

NC								55 Y. MONTELLA [1'45.900]							
Lap	Seg.1	Seg.2	Seg.3	Seg.4	Lap Time	km/h	Local Time	Lap	Seg.1	Seg.2	Seg.3	Seg.4	Lap Time	km/h	Local Time
1		31.186	20.634	31.232	1'52.684		14:32'19.127								
2	27.522	32.316	21.143	30.834	1'51.815	260,9	14:34'10.942								
3	26.157	30.911	20.171	28.661	1'45.900	258,4	14:35'56.842								
								Last Passing Point I2 at 14:36'50.879							

25/02/2023 P = Pits In/Dut - C = Lap Time Cancelled

These data/results cannot be reproduced, stored and/or transmitted in whole or in part by any manner of electronic, mechanical, photocopying, recording, broadcasting or otherwise now known or herein after developed without the previous express consent by the copyright owner, except for reproduction in daily press and regular printed publications on sale to the public within 60 days of the event related to those data/results and always provided that copyright symbol appears together as follows below.

© DORNA WSBK ORGANIZATION Srl 2023




Phillip Island 4.445 m

Grand Ridge Australian Round, 24-26 February 2023


Weather Report Race 1 - Red Flag

Session started 14:31 - Session ended 14:39


Air Temperature




Track Temperature




Air Pressure



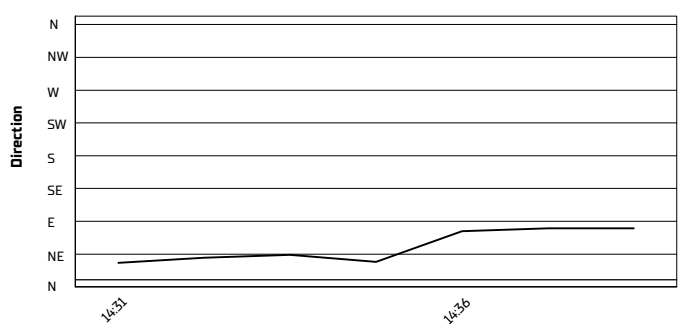
Humidity



Wind Speed



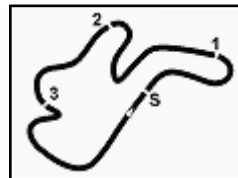
Wind Direction



25/02/2023

These data/results cannot be reproduced, stored and/or transmitted in whole or in part by any manner of electronic, mechanical, photocopying, recording, broadcasting or otherwise now known or herein after developed without the previous express consent by the copyright owner, except for reproduction in daily press and regular printed publications on sale to the public within 60 days of the event related to those data/results and always provided that copyright symbol appears together as follows below.

© DORNA WSBK ORGANIZATION Srl 2023



Grand Ridge Australian Round, 24-26 February 2023

Starting Grid - Race 1 Re-Start (12 Laps x 4,445 km = 53,340 km)

Phillip Island 4.445 m

1	1	61 ONCU C. Kawasaki	2	28 VAN STRAALEN G. Yamaha	3	17 MCPHEE J. Kawasaki
2	4	19 MANTOVANI A. Yamaha	5	62 MANZI S. Yamaha	6	3 DE ROSA R. Ducati
3	7	64 CARICASULO F. Ducati	8	29 SPINELLI N. Yamaha	9	24 WONGTHANANON A. Yamaha
4	10	32 BAYLISS O. Ducati	11	51 SARMOON A. Yamaha	12	23 SCHROETTER M. MV Agusta
5	13	54 SOFUOGLU B. MV Agusta	14	66 TUULI N. Triumph	15	7 NORRODIN A. Honda
6	16	11 BULEGA N. Ducati	17	94 DEBISE V. Yamaha	18	95 MACKENZIE T. Honda
7	19	4 TRUELOVE H. Triumph	20	9 NAVARRO J. Yamaha		

25/02/2023 The Race Director

These data/results cannot be reproduced, stored and/or transmitted in whole or in part by any manner of electronic, mechanical, photocopying, recording, broadcasting or otherwise now known or herein after developed without the previous express consent by the copyright owner, except for reproduction in daily press and regular printed publications on sale to the public within 60 days of the event related to those data/results and always provided that copyright symbol appears together as follows below. © DORNA WSBK ORGANIZATION Srl 2023