

Phillip Island 4.445 m

1 / 2

Grand Ridge Australian Round, 24-26 February 2023
Results Race 2

Laps 13 = 58,535 Km - Time of Race 20'43.231 - Avg. 169,499 km/h

Pos	Grid	No. Rider	Nat	Team	Bike	LL	Int.	Gap	Rel.	Fastest Lap	Speed	Qualifying	Speed
1	3	11 N. BULEGA	ITA	Aruba Racing WorldSSP Team	Ducati Panigale V2	13	FL.1			1'33.880	277,6	1'33.090	280,5
2	1	62 S. MANZI	ITA	Ten Kate Racing Yamaha	Yamaha YZF R6	13	FL.1	0.382	0.382	1'33.853	277,6	1'32.814	275,5
3	2	61 C. ONCU	TUR	Kawasaki Puccetti Racing	Kawasaki ZX-6R	13	SPD	1 Sector	1 Sector	1'33.996	279,1	1'33.058	279,8
4	5	23 M. SCHROETTER	GER	MV Agusta Reparto Corse	MV Agusta F3 800 RR	13	FL	2 Sectors	1 Sector	1'34.612	277,6	1'33.866	275,5
5	6	28 G. VAN STRAALEN	NED	EAB Racing Team	Yamaha YZF R6	13	FL	2 Sectors	1.433	1'34.412	276,9	1'33.904	280,5
6	13	9 J. NAVARRO	ESP	Ten Kate Racing Yamaha	Yamaha YZF R6	13	FL	2 Sectors	1.854	1'34.759	277,6	1'35.048	270,0
7	8	3 R. DE ROSA	ITA	Orelac Racing Verdatura	Ducati Panigale V2	13	FL	2 Sectors	0.076	1'34.901	279,1	1'34.102	279,8
8	9	94 V. DEBISE	FRA	GMT94 Yamaha	Yamaha YZF R6	13	FL	2 Sectors	1.974	1'34.832	277,6	1'34.156	277,6
9	10	66 N. TUULI	FIN	Dynavolt Triumph	Triumph Street Triple R5 765	13	FL	2 Sectors	0.101	1'34.989	280,5	1'34.191	270,0
10	11	32 O. BAYLISS	AUS	D34G Racing	Ducati Panigale V2	13	FL	2 Sectors	0.552	1'34.830	277,6	1'34.659	269,3
11	15	54 B. SOFUOGLU	TUR	MV Agusta Reparto Corse	MV Agusta F3 800 RR	12	I3.1	1 Lap	1 Lap	1'35.344	277,6	1'35.571	276,9
12	18	17 J. MCPHEE	GBR	Vince64 by Puccetti Racing	Kawasaki ZX-6R	12	I3.1	1 Lap	0.168	1'35.423	279,8	1'37.114	281,3
13	14	24 A. WONGTHANANON	THA	Yamaha Thailand Racing Team	Yamaha YZF R6	12	I3.1	1 Lap	0.248	1'35.645	275,5	1'35.249	279,1
14	16	51 A. SARMOON	THA	Yamaha Thailand Racing Team	Yamaha YZF R6	12	I3	1 Lap	1 Sector	1'36.425	273,4	1'36.837	272,7
15	19	7 A. NORRODIN	MAS	PETRONAS MIE MS Racing HONDA Team	Honda CBR600RR	12	I3	1 Lap	0.475	1'36.068	268,7	1'38.157	268,0
16	17	95 T. MACKENZIE	GBR	PETRONAS MIE MS Racing HONDA Team	Honda CBR600RR	12	I2	1 Lap	1 Sector	1'36.940	259,6	1'36.935	262,1
-----Not Classified-----													
NC	4	29 N. SPINELLI	ITA	VFT Racing Yamaha	Yamaha YZF R6		7			1'34.410	274,8	1'33.729	268,0
RET	7	64 F. CARICASULO	ITA	Althea Racing Team	Ducati Panigale V2		11			1'34.501	282,0	1'34.069	286,5
RET	12	19 A. MANTOVANI	ITA	Evan Bros. WorldSSP Yamaha Team	Yamaha YZF R6		5			1'35.287	276,2	1'34.733	274,8
RET	20	4 H. TRUELOVE	GBR	Dynavolt Triumph	Triumph Street Triple R5 765		0				219,5	1'38.183	270,7

AIR	Humidity:	72%	Temp:	20°C
TRACK	Condition:	Dry	Temp:	37°C

Records	Pole [SP]	2020	A.Locatelli	1'32.176	173,603 Km/h
	Race [RC]	2018	S.Cortese	1'33.072	171,931 Km/h
	All Times [SP]	2020	A.Locatelli	1'32.176	173,603 Km/h
Race Fastest Lap	Lap 3		S.Manzi	1'33.853	170,501 Km/h

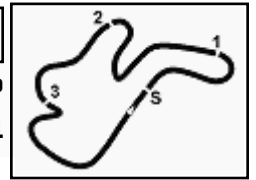
LAP LEADERS				
No. Rider	From	To	Laps	Total
11 N. BULEGA	1	9	9	
62 S. MANZI	10	12	3	3
11 N. BULEGA	13	13	1	10

TOTAL LEADER LAPS		
No. Rider	Laps	
11 N. BULEGA	20	
62 S. MANZI	3	

Start 26/02/2023 14:30 End 14:55 The results are provisional until the end of the time limit for protests and appeals and the completion of the technical checks.

These data/results cannot be reproduced, stored and/or transmitted in whole or in part by any manner of electronic, mechanical, photocopying, recording, broadcasting or otherwise now known or herein after developed without the previous express consent by the copyright owner, except for reproduction in daily press and regular printed publications on sale to the public within 60 days of the event related to those data/results and always provided that copyright symbol appears together as follows below.

© DORNA WSBK ORGANIZATION Srl 2023



Grand Ridge Australian Round, 24-26 February 2023
Results Race 2

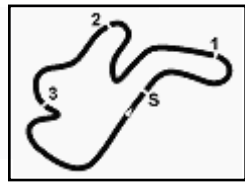
Race Highlights

Time	No. Rider	Description
14.15.00		Sighting Lap Started
14.27.52		Warm-up Lap Started
14.30.16		Start
14.30.55	4 H. TRUELOVE	Crashed - Turn 2
14.31.56		Incident in Turn 2 under investigation
14.32.08		No Jump Starts
14.32.15	4 H. TRUELOVE	Not Actively Competing
14.35.18		Incident in Turn 2 - No further action
14.36.31	29 N. SPINELLI	On Asphalt - Re-Joined - Turn 10
14.38.40	19 A. MANTOVANI	Crashed - Turn 1
14.39.12	19 A. MANTOVANI	Not Actively Competing
14.41.48	19 A. MANTOVANI	Medical Centre
14.43.17	29 N. SPINELLI	Entered Pits
14.48.36	64 F. CARICASULO	Technical Problem - Turn 3
14.49.12		2/3 of Race Distance Completed
14.50.08	64 F. CARICASULO	Not Actively Competing
14.50.55		RED FLAG
14.55.27		End Of Session

26/02/2023 Start End The results are provisional until the end of the time limit for protests and appeals and the completion of the technical checks.

These data/results cannot be reproduced, stored and/or transmitted in whole or in part by any manner of electronic, mechanical, photocopying, recording, broadcasting or otherwise now known or herein after developed without the previous express consent by the copyright owner, except for reproduction in daily press and regular printed publications on sale to the public within 60 days of the event related to those data/results and always provided that copyright symbol appears together as follows below.

© DORNA WSBK ORGANIZATION Srl 2023



Grand Ridge Australian Round, 24-26 February 2023
Championship Standings

Phillip Island 4.445 m

	Points	Points From First	Points From Previous	February 26 PHILLIP ISLAND	March 5 MANDALIKA	April 23 ASSEN	May 7 BARCELONA	June 4 MISANO	July 2 DONINGTON PARK	July 26 MOST	September 10 MAGNY-COURS	September 24 ARAGON	October 1 PORTIMAO	October 15 VILLICUM	December 26 TBA				
1 BULEGA Nicolo (ITA)	50			25 25 1 1															
2 MANZI Stefano (ITA)	30	20		10 20 6 2															
3 SCHROETTER Marcel (GER)	22	28	8	9 13 7 3															
4 SPINELLI Nicholas (ITA)	20	30	2	20 2 4															
5 MCPHEE John (GBR)	20	30	0	16 4 3 4															
6 TUULI Niki (FIN)	20	30	0	13 7 4 4															
7 NAVARRO Jorge (ESP)	17	33	3	7 10 9 7															
8 ONCU Can (TUR)	16	34	1	16 8															
9 VAN STRAALEN Glenn (NED)	13	37	3	2 11 14 9															
10 MACKENZIE Tarran (GBR)	11	39	2	11 5 10															
11 DEBISE Valentin (FRA)	11	39	0	3 8 13 10															
12 SARMOON Anupab (THA)	10	40	1	8 2 8 12															
13 DE ROSA Raffaele (ITA)	9	41	1	9 13															
14 BAYLISS Oliver (AUS)	6	44	3	6 14															
15 CARICASULO Federico (ITA)	6	44	0	6 10 14															
16 SOFUOGLU Bahattin (TUR)	5	45	1	5 16															
17 TRUELOVE Harry (GBR)	5	45	0	5 11 16															
18 NORRODIN Adam (MAS)	5	45	0	4 1 12 16															
19 WONGTHANANON Apiwath (THA)	4	46	1	1 3 15 19															

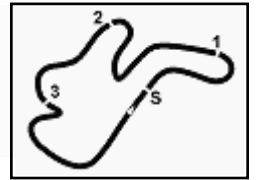
26/02/2023 First Line: Championship Standings - Second Line: Ranking Progression

These data/results cannot be reproduced, stored and/or transmitted in whole or in part by any manner of electronic, mechanical, photocopying, recording, broadcasting or otherwise now known or herein after developed without the previous express consent by the copyright owner, except for reproduction in daily press and regular printed publications on sale to the public within 60 days of the event related to those data/results and always provided that copyright symbol appears together as follows below.

© DORNA WSBK ORGANIZATION Srl 2023

FICR PERUGIA TIMING





Phillip Island 4.445 m

Grand Ridge Australian Round, 24-26 February 2023
Lap Chart Race 2

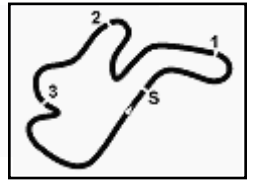
		Lap												
	1	2	3	4	5	6	7	8	9	10	11	12	13	
1	11	11	11	11	11	11	11	11	11	62	62	62	11	
2	61	61	61	61	61	61	61	62	62	11	11	11	62	
3	62	62	62	62	62	62	62	61	61	61	61	61	61	
4	64	29	64	64	64	64	64	64	23	23	23	23	23	
5	29	64	29	23	23	23	23	23	28	28	28	28	28	
6	28	28	28	28	28	28	28	28	64	64	64	9	9	
7	23	23	23	94	9	9	9	9	9	9	9	3	3	
8	3	94	94	9	94	94	94	94	32	32	32	94	94	
9	94	32	3	3	3	3	32	32	94	3	3	66	66	
10	32	3	9	32	32	32	3	3	3	94	66	32	32	
11	66	9	32	66	66	66	66	66	66	66	94	17		
12	9	66	66	19	19	54	29	54	54	54	54	54		
13	19	19	19	54	17	17	54	17	17	17	17	24		
14	24	24	54	17	54	24	24	24	24	24	24	51		
15	54	54	17	24	24	29	17	51	51	51	51	7		
16	51	17	24	29	29	51	51	7	7	7	7	95		
17	17	51	51	51	51	7	7	95	95	95	95			
18	7	7	7	7	7	95	95							
19	95	95	95	95	95									

26/02/2023

These data/results cannot be reproduced, stored and/or transmitted in whole or in part by any manner of electronic, mechanical, photocopying, recording, broadcasting or otherwise now known or herein after developed without the previous express consent by the copyright owner, except for reproduction in daily press and regular printed publications on sale to the public within 60 days of the event related to those data/results and always provided that copyright symbol appears together as follows below.

© DORNA WSBK ORGANIZATION Srl 2023





Phillip Island 4.445 m

2 / 3

Grand Ridge Australian Round, 24-26 February 2023
Lap Chart Race 2

Lap 1

1	11	N.Bulega	1'39.161
2	61	C.Oncu	0.050
3	62	S.Manzi	0.687
4	64	F.Caricasulo	0.994
5	29	N.Spinelli	1.269
6	28	Gvan Straalen	1.741
7	23	M.Schroetter	1.987
8	3	R.De Rosa	2.469
9	94	V.Debise	2.546
10	32	O.Bayliss	2.608
11	66	N.Tuuli	3.198
12	9	J.Navarro	3.212
13	19	A.Mantovani	3.705
14	24	A.Wongthananon	4.078
15	54	B.Sofuoglu	4.635
16	51	A.Sarmoon	4.636
17	17	J.McPhee	4.787
18	7	A.Norrodin	5.404
19	95	T.Mackenzie	6.592

Lap 2

1	11	N.Bulega	3'13.112
2	61	C.Oncu	0.095
3	62	S.Manzi	0.651
4	29	N.Spinelli	1.728
5	64	F.Caricasulo	1.857
6	28	Gvan Straalen	2.202
7	23	M.Schroetter	2.672
8	94	V.Debise	3.427
9	32	O.Bayliss	3.487
10	3	R.De Rosa	3.877
11	9	J.Navarro	4.020
12	66	N.Tuuli	4.525
13	19	A.Mantovani	5.041
14	24	A.Wongthananon	5.772
15	54	B.Sofuoglu	6.028
16	17	J.McPhee	6.259
17	51	A.Sarmoon	7.110
18	7	A.Norrodin	7.521
19	95	T.Mackenzie	9.645

Lap 3

1	11	N.Bulega	4'47.460
2	61	C.Oncu	0.039
3	62	S.Manzi	0.156
4	64	F.Caricasulo	2.517
5	29	N.Spinelli	2.864
6	28	Gvan Straalen	3.109
7	23	M.Schroetter	3.121
8	94	V.Debise	4.275
9	3	R.De Rosa	4.483
10	9	J.Navarro	4.518
11	32	O.Bayliss	5.008
12	66	N.Tuuli	5.579
13	19	A.Mantovani	6.171
14	54	B.Sofuoglu	7.381
15	17	J.McPhee	7.756
16	24	A.Wongthananon	7.826
17	51	A.Sarmoon	9.318
18	7	A.Norrodin	9.501
19	95	T.Mackenzie	12.237

Lap 4

1	11	N.Bulega	6'21.340
2	61	C.Oncu	0.175
3	62	S.Manzi	0.425
4	64	F.Caricasulo	3.648
5	23	M.Schroetter	4.230
6	28	Gvan Straalen	4.584
7	94	V.Debise	5.402
8	9	J.Navarro	5.430

9	3	R.De Rosa	5.784
10	32	O.Bayliss	6.318
11	66	N.Tuuli	6.826
12	19	A.Mantovani	7.808
13	54	B.Sofuoglu	9.510
14	17	J.McPhee	9.590
15	24	A.Wongthananon	9.886
16	29	N.Spinelli	12.069
17	51	A.Sarmoon	12.445
18	7	A.Norrodin	12.635
19	95	T.Mackenzie	15.355

Lap 5

1	11	N.Bulega	7'55.503
2	61	C.Oncu	0.063
3	62	S.Manzi	0.532
4	64	F.Caricasulo	4.487
5	23	M.Schroetter	4.922
6	28	Gvan Straalen	5.327
7	9	J.Navarro	6.378
8	94	V.Debise	6.687
9	3	R.De Rosa	6.993
10	32	O.Bayliss	7.192
11	66	N.Tuuli	7.804
12	19	A.Mantovani	9.252
13	17	J.McPhee	11.428
14	54	B.Sofuoglu	11.511
15	24	A.Wongthananon	11.790
16	29	N.Spinelli	12.836
17	51	A.Sarmoon	14.906
18	7	A.Norrodin	15.071
19	95	T.Mackenzie	18.755

Lap 6

1	11	N.Bulega	9'29.666
2	61	C.Oncu	0.079
3	62	S.Manzi	0.491
4	64	F.Caricasulo	5.849
5	23	M.Schroetter	5.955
6	28	Gvan Straalen	6.521
7	9	J.Navarro	7.238
8	94	V.Debise	7.723
9	3	R.De Rosa	7.803
10	32	O.Bayliss	7.928
11	66	N.Tuuli	8.630
12	54	B.Sofuoglu	14.168
13	17	J.McPhee	14.414
14	24	A.Wongthananon	14.481
15	29	N.Spinelli	14.530
16	51	A.Sarmoon	17.777
17	7	A.Norrodin	18.065
18	95	T.Mackenzie	22.103

Lap 7

1	11	N.Bulega	11'03.895
2	61	C.Oncu	0.095
3	62	S.Manzi	0.301
4	64	F.Caricasulo	6.930
5	23	M.Schroetter	7.275
6	28	Gvan Straalen	7.601
7	9	J.Navarro	8.191
8	94	V.Debise	8.802
9	32	O.Bayliss	8.845
10	3	R.De Rosa	9.284
11	66	N.Tuuli	9.583
12	29	N.Spinelli	15.660
13	54	B.Sofuoglu	16.611
14	24	A.Wongthananon	16.871
15	17	J.McPhee	16.885
16	51	A.Sarmoon	20.904
17	7	A.Norrodin	21.065
18	95	T.Mackenzie	25.478

Lap 8

1	11	N.Bulega	12'38.417
2	62	S.Manzi	0.235
3	61	C.Oncu	0.299
4	64	F.Caricasulo	7.782
5	23	M.Schroetter	7.832
6	28	Gvan Straalen	8.156
7	9	J.Navarro	8.679
8	94	V.Debise	9.591
9	32	O.Bayliss	9.718
10	3	R.De Rosa	9.850
11	66	N.Tuuli	10.093
12	54	B.Sofuoglu	19.121
13	17	J.McPhee	19.193
14	24	A.Wongthananon	19.448
15	51	A.Sarmoon	24.082
16	7	A.Norrodin	24.494
17	95	T.Mackenzie	28.967

Lap 9

1	11	N.Bulega	14'12.830
2	62	S.Manzi	0.019
3	61	C.Oncu	0.178
4	23	M.Schroetter	8.345
5	28	Gvan Straalen	8.706
6	64	F.Caricasulo	9.019
7	9	J.Navarro	9.483
8	32	O.Bayliss	10.437
9	94	V.Debise	10.896
10	3	R.De Rosa	10.950
11	66	N.Tuuli	11.059
12	54	B.Sofuoglu	21.498
13	17	J.McPhee	21.729
14	24	A.Wongthananon	21.901
15	51	A.Sarmoon	27.203
16	7	A.Norrodin	27.451
17	95	T.Mackenzie	32.111

Lap 10

1	62	S.Manzi	15'47.710
2	11	N.Bulega	0.201
3	61	C.Oncu	0.324
4	23	M.Schroetter	8.237
5	28	Gvan Straalen	8.539
6	64	F.Caricasulo	9.115
7	9	J.Navarro	9.749
8	32	O.Bayliss	10.711
9	3	R.De Rosa	10.971
10	94	V.Debise	11.406
11	66	N.Tuuli	11.534
12	54	B.Sofuoglu	23.956
13	17	J.McPhee	24.198
14	24	A.Wongthananon	24.344
15	51	A.Sarmoon	29.631
16	7	A.Norrodin	29.933
17	95	T.Mackenzie	35.038

Lap 11

1	62	S.Manzi	17'22.336
2	11	N.Bulega	0.202
3	61	C.Oncu	0.407
4	23	M.Schroetter	8.306
5	28	Gvan Straalen	8.852
6	64	F.Caricasulo	8.990
7	9	J.Navarro	10.242
8	32	O.Bayliss	11.333
9	3	R.De Rosa	11.466
10	66	N.Tuuli	11.998
11	94	V.Debise	12.227
12	54	B.Sofuoglu	26.061
13	17	J.McPhee	26.103
14	24	A.Wongthananon	26.340

15	51	A.Sarmoon	32.075
16	7	A.Norrodin	32.372
17	95	T.Mackenzie	37.835

Lap 12

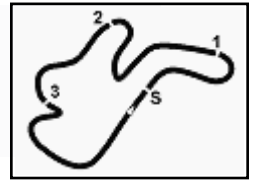
1	62	S.Manzi	18'56.783
2	11	N.Bulega	0.097
3	61	C.Oncu	0.394
4	23	M.Schroetter	8.471
5	28	Gvan Straalen	10.153
6	9	J.Navarro	11.552
7	3	R.De Rosa	12.146
8	94	V.Debise	13.454
9	66	N.Tuuli	13.803
10	32	O.Bayliss	14.698
11	17	J.McPhee	29.135
12	54	B.Sofuoglu	29.143
13	24	A.Wongthananon	29.341
14	51	A.Sarmoon	35.476
15	7	A.Norrodin	35.616
16	95	T.Mackenzie	41.386

Lap 13

1	11	N.Bulega	20'31.091
2	62	S.Manzi	0.345
3	61	C.Oncu	0.671
4	23	M.Schroetter	9.647
5	28	Gvan Straalen	11.080
6	9	J.Navarro	12.934
7	3	R.De Rosa	13.010
8	94	V.Debise	14.984
9	66	N.Tuuli	15.085
10	32	O.Bayliss	15.637

26/02/2023
These data/results cannot be reproduced, stored and/or transmitted in whole or in part by any manner of electronic, mechanical, photocopying, recording, broadcasting or otherwise now known or herein after developed without the previous express consent by the copyright owner, except for reproduction in daily press and regular printed publications on sale to the public within 60 days of the event related to those data/results and always provided that copyright symbol appears together as follows below.
© DORNA WSBK ORGANIZATION Srl 2023





Phillip Island 4.445 m

3 / 3

Grand Ridge Australian Round, 24-26 February 2023
Lap Chart Race 2

Race Pace Comparison

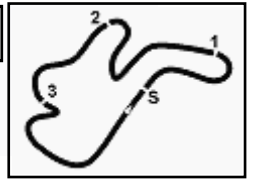
	11 Bul	62 Man	61 Onc	23 Sch	28 vSt	9 Nav	3 DeR	94 Deb	66 Tuu	32 Bay	54 Sof	17 McP	51 Sar	95 Mac
1	1'39.161	1'39.848	1'39.211	1'41.148	1'40.902	1'42.373	1'41.630	1'41.707	1'42.359	1'41.769	1'43.796	1'43.948	1'43.797	1'45.753
2	1'33.951	1'33.915	1'33.996	1'34.636	1'34.412	1'34.759	1'35.359	1'34.832	1'35.278	1'34.830	1'35.344	1'35.423	1'36.425	1'37.004
3	1'34.348	1'33.853	1'34.292	1'34.797	1'35.255	1'34.846	1'34.954	1'35.196	1'35.402	1'35.869	1'35.701	1'35.845	1'36.556	1'36.940
4	1'33.880	1'34.149	1'34.016	1'34.989	1'35.355	1'34.792	1'35.181	1'35.007	1'35.127	1'35.190	1'36.009	1'35.714	1'37.007	1'36.998
5	1'34.163	1'34.270	1'34.051	1'34.855	1'34.906	1'35.111	1'35.372	1'35.448	1'35.141	1'35.037	1'36.164	1'36.001	1'36.624	1'37.563
6	1'34.163	1'34.122	1'34.179	1'35.196	1'35.357	1'35.023	1'34.973	1'35.199	1'34.989	1'34.899	1'36.820	1'37.149	1'37.034	1'37.511
7	1'34.229	1'34.039	1'34.245	1'35.549	1'35.309	1'35.182	1'35.710	1'35.308	1'35.182	1'35.146	1'36.672	1'36.700	1'37.356	1'37.604
8	1'34.522	1'34.456	1'34.726	1'35.079	1'35.077	1'35.010	1'35.088	1'35.311	1'35.032	1'35.395	1'37.032	1'36.830	1'37.700	1'38.011
9	1'34.413	1'34.197	1'34.292	1'34.926	1'34.963	1'35.217	1'35.513	1'35.718	1'35.379	1'35.132	1'36.790	1'36.949	1'37.534	1'37.557
10	1'35.081	1'34.861	1'35.026	1'34.772	1'34.713	1'35.146	1'34.901	1'35.390	1'35.355	1'35.154	1'37.338	1'37.349	1'37.308	1'37.807
11	1'34.627	1'34.626	1'34.709	1'34.695	1'34.939	1'35.119	1'35.121	1'35.447	1'35.090	1'35.248	1'36.731	1'36.531	1'37.070	1'37.423
12	1'34.342	1'34.447	1'34.434	1'34.612	1'35.748	1'35.757	1'35.127	1'35.674	1'36.252	1'37.812	1'37.529	1'37.479	1'37.848	1'37.998
13	1'34.211	1'34.653	1'34.585	1'35.484	1'35.235	1'35.690	1'35.172	1'35.838	1'35.590	1'35.247				

	24 Won	7 Nor	64 Car	29 Spi	19 Mat
1	1'43.239	1'44.565	1'40.155	1'40.430	1'42.866
2	1'35.645	1'36.068	1'34.814	1'34.410	1'35.287
3	1'36.402	1'36.328	1'35.008	1'35.484	1'35.478
4	1'35.940	1'37.014	1'35.011	1'43.085	1'35.517
5	1'36.067	1'36.599	1'35.002	1'34.930	1'35.607
6	1'36.854	1'37.157	1'35.525	1'35.857	
7	1'36.619	1'37.229	1'35.310	1'35.359	
8	1'37.099	1'37.951	1'35.374		
9	1'36.866	1'37.370	1'35.650		
10	1'37.323	1'37.362	1'34.976		
11	1'36.622	1'37.065	1'34.501		
12	1'37.448	1'37.691			

26/02/2023

These data/results cannot be reproduced, stored and/or transmitted in whole or in part by any manner of electronic, mechanical, photocopying, recording, broadcasting or otherwise now known or herein after developed without the previous express consent by the copyright owner, except for reproduction in daily press and regular printed publications on sale to the public within 60 days of the event related to those data/results and always provided that copyright symbol appears together as follows below.

© DORNA WSBK ORGANIZATION Srl 2023



Phillip Island 4.445 m

Grand Ridge Australian Round, 24-26 February 2023
Best Sector & Speed Race 2

RESULTS			LL	Int.	
1	23	M. SCHROETTER	MV Agusta F3 800 RR	13	FL
2	28	G. VAN STRAALEN	Yamaha YZF R6	13	FL
3	9	J. NAVARRO	Yamaha YZF R6	13	FL
4	3	R. DE ROSA	Ducati Panigale V2	13	FL
5	94	V. DEBISE	Yamaha YZF R6	13	FL
6	66	N. TUULI	Triumph Street Triple RS 765	13	FL
7	32	D. BAYLISS	Ducati Panigale V2	13	FL
8	11	N. BULEGA	Ducati Panigale V2	13	FL.1
9	62	S. MANZI	Yamaha YZF R6	13	FL.1
10	61	C. ONCU	Kawasaki ZX-6R	13	SPD
11	54	B. SOFUOGLU	MV Agusta F3 800 RR	12	I3.1
12	17	J. MCPHEE	Kawasaki ZX-6R	12	I3.1
13	24	A. WONGTHANANON	Yamaha YZF R6	12	I3.1
14	51	A. SARMOON	Yamaha YZF R6	12	I3
15	7	A. NORRODIN	Honda CBR600RR	12	I3
16	95	T. MACKENZIE	Honda CBR600RR	12	I2
NC	29	N. SPINELLI	Yamaha YZF R6		
RET	64	F. CARICASULO	Ducati Panigale V2		7
RET	19	A. MANTOVANI	Yamaha YZF R6		5
RET	4	H. TRUELOVE	Triumph Street Triple RS 765		

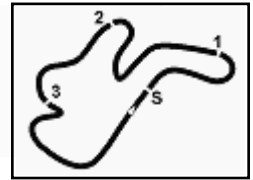
SPEED				
1	64	F. CARICASULO	Ducati Panigale V2	282,0
2	66	N. TUULI	Triumph Street Triple RS 765	280,5
3	17	J. MCPHEE	Kawasaki ZX-6R	279,8
4	3	R. DE ROSA	Ducati Panigale V2	279,1
5	61	C. ONCU	Kawasaki ZX-6R	279,1
6	94	V. DEBISE	Yamaha YZF R6	277,6
7	23	M. SCHROETTER	MV Agusta F3 800 RR	277,6
8	32	D. BAYLISS	Ducati Panigale V2	277,6
9	9	J. NAVARRO	Yamaha YZF R6	277,6
10	62	S. MANZI	Yamaha YZF R6	277,6
11	11	N. BULEGA	Ducati Panigale V2	277,6
12	54	B. SOFUOGLU	MV Agusta F3 800 RR	277,6
13	28	G. VAN STRAALEN	Yamaha YZF R6	276,9
14	19	A. MANTOVANI	Yamaha YZF R6	276,2
15	24	A. WONGTHANANON	Yamaha YZF R6	275,5
16	29	N. SPINELLI	Yamaha YZF R6	274,8
17	51	A. SARMOON	Yamaha YZF R6	273,4
18	7	A. NORRODIN	Honda CBR600RR	268,7
19	95	T. MACKENZIE	Honda CBR600RR	259,6
20	4	H. TRUELOVE	Triumph Street Triple RS 765	219,5

SEG. 1		SEG. 2		SEG. 3		SEG. 4					
1	62 S. MANZI	22.425	1	61 C. ONCU	27.020	1	11 N. BULEGA	17.768	1	61 C. ONCU	26.095
2	11 N. BULEGA	22.469	2	62 S. MANZI	27.052	2	61 C. ONCU	17.841	2	64 F. CARICASULO	26.235
3	61 C. ONCU	22.534	3	11 N. BULEGA	27.052	3	62 S. MANZI	17.878	3	62 S. MANZI	26.294
4	29 N. SPINELLI	22.562	4	64 F. CARICASULO	27.246	4	29 N. SPINELLI	17.916	4	9 J. NAVARRO	26.295
5	94 V. DEBISE	22.580	5	23 M. SCHROETTER	27.258	5	64 F. CARICASULO	17.987	5	29 N. SPINELLI	26.322
6	64 F. CARICASULO	22.624	6	28 G. VAN STRAALEN	27.268	6	3 R. DE ROSA	18.023	6	23 M. SCHROETTER	26.325
7	28 G. VAN STRAALEN	22.641	7	9 J. NAVARRO	27.312	7	66 N. TUULI	18.025	7	11 N. BULEGA	26.340
8	3 R. DE ROSA	22.659	8	66 N. TUULI	27.341	8	28 G. VAN STRAALEN	18.027	8	32 D. BAYLISS	26.395
9	23 M. SCHROETTER	22.684	9	29 N. SPINELLI	27.370	9	23 M. SCHROETTER	18.063	9	28 G. VAN STRAALEN	26.414
10	66 N. TUULI	22.723	10	32 D. BAYLISS	27.387	10	32 D. BAYLISS	18.080	10	3 R. DE ROSA	26.474
11	17 J. MCPHEE	22.744	11	94 V. DEBISE	27.390	11	94 V. DEBISE	18.120	11	94 V. DEBISE	26.493
12	32 D. BAYLISS	22.764	12	19 A. MANTOVANI	27.417	12	9 J. NAVARRO	18.128	12	17 J. MCPHEE	26.500
13	9 J. NAVARRO	22.771	13	24 A. WONGTHANANON	27.466	13	54 B. SOFUOGLU	18.156	13	66 N. TUULI	26.506
14	19 A. MANTOVANI	22.870	14	3 R. DE ROSA	27.497	14	7 A. NORRODIN	18.247	14	19 A. MANTOVANI	26.648
15	54 B. SOFUOGLU	22.887	15	54 B. SOFUOGLU	27.512	15	19 A. MANTOVANI	18.259	15	54 B. SOFUOGLU	26.658
16	24 A. WONGTHANANON	22.930	16	17 J. MCPHEE	27.592	16	24 A. WONGTHANANON	18.265	16	24 A. WONGTHANANON	26.724
17	7 A. NORRODIN	22.960	17	51 A. SARMOON	27.822	17	17 J. MCPHEE	18.269	17	51 A. SARMOON	26.859
18	51 A. SARMOON	23.057	18	7 A. NORRODIN	27.854	18	51 A. SARMOON	18.286	18	7 A. NORRODIN	26.916
19	95 T. MACKENZIE	23.216	19	95 T. MACKENZIE	27.968	19	95 T. MACKENZIE	18.473	19	95 T. MACKENZIE	27.105

26/02/2023

These data/results cannot be reproduced, stored and/or transmitted in whole or in part by any manner of electronic, mechanical, photocopying, recording, broadcasting or otherwise now known or herein after developed without the previous express consent by the copyright owner, except for reproduction in daily press and regular printed publications on sale to the public within 60 days of the event related to those data/results and always provided that copyright symbol appears together as follows below.

© DORNA WSBK ORGANIZATION Srl 2023



Phillip Island 4.445 m

Grand Ridge Australian Round, 24-26 February 2023 Chronological Analysis Race 2

Start at 14:30'11.593

Table for 1° rider 11 N. BULEGA [1'33.880] with columns for Lap, Seg1-4, Lap Time, km/h, and Local Time.

Summary row for rider 11 N. BULEGA: 13 22.900 27.613 18.273 26.698 1'35.484 268,0 14:50'52.331

Table for 2° rider 62 S. MANZI [1'33.853] with columns for Lap, Seg1-4, Lap Time, km/h, and Local Time.

Table for 5° rider 28 G. VAN STRAALLEN [1'34.412] with columns for Lap, Seg1-4, Lap Time, km/h, and Local Time.

Table for 6° rider 9 J. NAVARRO [1'34.759] with columns for Lap, Seg1-4, Lap Time, km/h, and Local Time.

Table for 3° rider 61 C. ONCU [1'33.996] with columns for Lap, Seg1-4, Lap Time, km/h, and Local Time.

Table for 7° rider 3 R. DE ROSA [1'34.901] with columns for Lap, Seg1-4, Lap Time, km/h, and Local Time.

Table for 4° rider 23 M. SCHROETTER [1'34.612] with columns for Lap, Seg1-4, Lap Time, km/h, and Local Time.

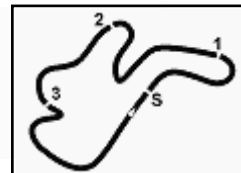
Table for 8° rider 94 V. DEBISE [1'34.832] with columns for Lap, Seg1-4, Lap Time, km/h, and Local Time.

26/02/2023 P = Pits In/Out - C = Lap Time Cancelled

These data/results cannot be reproduced, stored and/or transmitted in whole or in part by any manner of electronic, mechanical, photocopying, recording, broadcasting or otherwise...

© DORNA WSBK ORGANIZATION Srl 2023





Phillip Island 4.445 m

Grand Ridge Australian Round, 24-26 February 2023 Chronological Analysis Race 2

Start at 14:30'11.593

2 / 3

11	22.778	27.755	18.171	26.743	1'35.447	276,2	14:47'46.156	10	23.195	28.413	18.552	27.189	1'37.349	273,4	14:46'23.501
12	22.818	27.730	18.148	26.978	1'35.674	277,6	14:49'21.830	11	23.158	27.827	18.451	27.095	1'36.531	273,4	14:48'00.032
13	23.023	27.593	18.248	26.974	1'35.838	273,4	14:50'57.668	12	23.384	27.973	18.782	27.340	1'37.479	268,0	14:49'37.511

Last Passing Point FL at 14:50'57.668

Last Passing Point I3.1 at 14:50'53.850

9° 66 N. TUULI [1'34.989]								13° 24 A. WONGTHANANON [1'35.645]							
Lap	Seg1	Seg2	Seg3	Seg4	Lap Time	km/h	Local Time	Lap	Seg1	Seg2	Seg3	Seg4	Lap Time	km/h	Local Time
1		28.162	18.107	26.778	1'42.359	213,9	14:31'53.952	1		28.164	18.439	26.730	1'43.239	211,4	14:31'54.832
2	23.120	27.539	18.025	26.594	1'35.278	272,7	14:33'29.230	2	23.190	27.466	18.265	26.724	1'35.645	272,0	14:33'30.477
3	22.842	27.790	18.079	26.691	1'35.402	271,4	14:35'04.632	3	22.930	27.691	18.743	27.038	1'36.402	268,7	14:35'06.879
4	22.785	27.524	18.086	26.732	1'35.127	270,7	14:36'39.759	4	23.038	27.730	18.357	26.815	1'35.940	273,4	14:36'42.819
5	22.810	27.419	18.225	26.687	1'35.141	266,7	14:38'14.900	5	22.991	27.642	18.417	27.017	1'36.067	269,3	14:38'18.886
6	22.789	27.341	18.107	26.752	1'34.989	268,7	14:39'49.889	6	23.246	28.062	18.554	26.992	1'36.854	272,7	14:39'55.740
7	22.801	27.488	18.222	26.671	1'35.182	269,3	14:41'25.071	7	23.301	27.830	18.431	27.057	1'36.619	275,5	14:41'32.359
8	22.723	27.506	18.164	26.639	1'35.032	274,1	14:43'00.103	8	23.279	28.073	18.522	27.225	1'37.099	265,4	14:43'09.458
9	22.907	27.719	18.247	26.506	1'35.379	276,2	14:44'35.482	9	23.124	27.771	18.780	27.191	1'36.866	272,7	14:44'46.324
10	22.937	27.671	18.146	26.601	1'35.355	280,5	14:46'10.837	10	23.124	28.443	18.565	27.191	1'37.323	271,4	14:46'23.647
11	22.810	27.435	18.162	26.683	1'35.090	275,5	14:47'45.927	11	23.136	27.880	18.410	27.196	1'36.622	270,0	14:48'00.269
12	22.767	27.591	18.199	27.695	1'36.252	268,7	14:49'22.179	12	23.278	28.153	18.739	27.278	1'37.448	266,7	14:49'37.717
13	23.042	27.530	18.229	26.789	1'35.590	268,7	14:50'57.769								

Last Passing Point FL at 14:50'57.769

Last Passing Point I3.1 at 14:50'54.098

10° 32 O. BAYLISS [1'34.830]								14° 51 A. SARMOON [1'36.425]							
Lap	Seg1	Seg2	Seg3	Seg4	Lap Time	km/h	Local Time	Lap	Seg1	Seg2	Seg3	Seg4	Lap Time	km/h	Local Time
1		27.834	18.080	26.445	1'41.769	211,8	14:31'53.362	1		28.206	18.427	27.006	1'43.797	212,6	14:31'55.390
2	22.825	27.387	18.140	26.478	1'34.830	277,6	14:33'28.192	2	23.363	27.917	18.286	26.859	1'36.425	273,4	14:33'31.815
3	22.864	28.347	18.152	26.506	1'35.869	276,9	14:35'04.061	3	23.057	27.929	18.462	27.108	1'36.556	272,0	14:35'08.371
4	22.831	27.629	18.190	26.540	1'35.190	272,7	14:36'39.251	4	23.403	27.971	18.562	27.071	1'37.007	268,7	14:36'45.378
5	22.842	27.613	18.187	26.395	1'35.037	269,3	14:38'14.288	5	23.115	27.822	18.477	27.210	1'36.624	272,0	14:38'22.002
6	22.896	27.434	18.089	26.480	1'34.899	272,7	14:39'49.187	6	23.352	27.967	18.471	27.244	1'37.034	264,1	14:39'59.036
7	22.869	27.626	18.094	26.557	1'35.146	277,6	14:41'24.333	7	23.478	27.927	18.660	27.291	1'37.356	264,1	14:41'36.392
8	22.835	27.702	18.153	26.705	1'35.395	276,2	14:42'59.728	8	23.512	28.155	18.785	27.248	1'37.700	264,1	14:43'14.092
9	22.764	27.521	18.281	26.566	1'35.132	277,6	14:44'34.860	9	23.417	28.131	18.690	27.296	1'37.534	265,4	14:44'51.626
10	22.894	27.501	18.206	26.553	1'35.154	268,0	14:46'10.014	10	23.418	28.144	18.534	27.212	1'37.308	262,8	14:46'28.934
11	22.966	27.462	18.198	26.622	1'35.248	266,7	14:47'45.262	11	23.368	27.907	18.526	27.269	1'37.070	262,8	14:48'06.004
12	23.077	29.912	18.211	26.612	1'37.812	266,7	14:49'23.074	12	23.537	28.191	18.657	27.463	1'37.848	264,1	14:49'43.852
13	22.812	27.579	18.220	26.636	1'35.247	270,7	14:50'58.321								

Last Passing Point FL at 14:50'58.321

Last Passing Point I3 at 14:50'54.035

11° 54 B. SOFUOGLU [1'35.344]								15° 7 A. NORRODIN [1'36.068]							
Lap	Seg1	Seg2	Seg3	Seg4	Lap Time	km/h	Local Time	Lap	Seg1	Seg2	Seg3	Seg4	Lap Time	km/h	Local Time
1		28.182	18.532	27.035	1'43.796	216,0	14:31'55.389	1		28.345	18.472	26.952	1'44.565	213,0	14:31'56.158
2	23.018	27.512	18.156	26.658	1'35.344	277,6	14:33'30.733	2	23.051	27.854	18.247	26.916	1'36.068	267,3	14:33'32.226
3	22.887	27.608	18.439	26.767	1'35.701	277,6	14:35'06.434	3	22.960	27.981	18.368	27.019	1'36.328	267,3	14:35'08.554
4	23.057	27.612	18.396	26.944	1'36.009	272,0	14:36'42.443	4	23.414	28.139	18.478	26.983	1'37.014	266,7	14:36'45.568
5	23.096	27.618	18.454	26.996	1'36.164	266,0	14:38'18.607	5	23.136	28.104	18.386	26.973	1'36.599	265,4	14:38'22.167
6	23.236	27.825	18.615	27.144	1'36.820	274,1	14:39'55.427	6	23.469	28.161	18.378	27.149	1'37.157	268,7	14:39'59.324
7	23.333	27.875	18.497	26.967	1'36.672	268,0	14:41'32.099	7	23.425	28.197	18.504	27.103	1'37.229	260,9	14:41'36.553
8	23.158	27.928	18.669	27.277	1'37.032	270,7	14:43'09.131	8	23.661	28.297	18.732	27.261	1'37.951	261,5	14:43'14.504
9	23.253	27.734	18.560	27.243	1'36.790	269,3	14:44'45.921	9	23.367	28.191	18.573	27.239	1'37.370	262,8	14:44'51.874
10	23.245	28.401	18.542	27.150	1'37.338	268,0	14:46'23.259	10	23.524	28.173	18.558	27.107	1'37.362	259,6	14:46'29.236
11	23.218	27.775	18.446	27.292	1'36.731	267,3	14:47'59.990	11	23.452	28.056	18.525	27.032	1'37.065	260,9	14:48'06.301
12	23.261	28.243	18.790	27.235	1'37.529	268,7	14:49'37.519	12	23.622	28.290	18.599	27.180	1'37.691	260,9	14:49'43.992

Last Passing Point I3.1 at 14:50'53.682

Last Passing Point I3 at 14:50'54.510

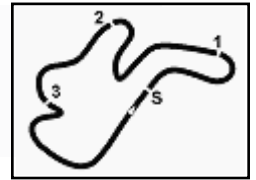
12° 17 J. MCPHEE [1'35.423]								16° 95 T. MACKENZIE [1'36.940]							
Lap	Seg1	Seg2	Seg3	Seg4	Lap Time	km/h	Local Time	Lap	Seg1	Seg2	Seg3	Seg4	Lap Time	km/h	Local Time
1		28.229	18.373	26.860	1'43.948	217,3	14:31'55.541	1		28.428	18.580	27.453	1'45.753	208,1	14:31'57.346
2	23.062	27.592	18.269	26.500	1'35.423	277,6	14:33'30.964	2	23.216	28.107	18.529	27.152	1'37.004	259,6	14:33'34.350
3	22.791	27.741	18.450	26.863	1'35.845	279,8	14:35'06.809	3	23.244	27.968	18.542	27.186	1'36.940	257,1	14:35'11.290
4	22.870	27.704	18.305	26.835	1'35.714	275,5	14:36'42.523	4	23.292	28.128	18.473	27.105	1'36.998	257,1	14:36'48.288
5	22.744	27.677	18.532	27.048	1'36.001	274,8	14:38'18.524	5	23.304	28.368	18.562	27.329	1'37.563	254,7	14:38'25.851
6	23.480	28.061	18.534	27.074	1'37.149	270,0	14:39'55.673	6	23.490	28.136	18.606	27.279	1'37.511	257,8	14:40'03.362
7	23.555	28.007	18.360	26.778	1'36.700	274,1	14:41'32.373	7	23.468	28.025	18.629	27.482	1'37.604	253,5	14:41'40.966
8	23.116	28.033	18.530	27.151	1'36.830	269,3	14:43'09.203	8	23.468	28.287	18.766	27.490	1'38.011	254,1	14:43'18.977
9	22.951	27.862	18.853	27.283	1'36.949	272,0	14:44'46.152	9	23.477	28.105	18.630	27.345	1'37.557	252,9	14:44'56.534
								10	23.496	28.270	18.648	27.393	1'37.807	253,5	14:46'34.341
								11	23.427	28.026	18.612	27.358	1'37.423	252,9	14:48'11.764

26/02/2023 P = Pits In/Out - C = Lap Time Cancelled

These data/results cannot be reproduced, stored and/or transmitted in whole or in part by any manner of electronic, mechanical, photocopying, recording, broadcasting or otherwise now known or herein after developed without the previous express consent by the copyright owner, except for reproduction in daily press and regular printed publications on sale to the public within 60 days of the event related to those data/results and always provided that copyright symbol appears together as follows below.

© DORNA WSBK ORGANIZATION Srl 2023





Grand Ridge Australian Round, 24-26 February 2023
Chronological Analysis Race 2

Start at 14:30'11.593

12 23.582 28.237 18.692 27.487 1'37.998 254,1 14:49'49.762
Last Passing Point I2 at 14:50'41.500

RET 64 F. CARICASULO [1'34.501]							
Lap	Seg.1	Seg.2	Seg.3	Seg.4	Lap Time	km/h	Local Time
1		27.434	17.987	26.235	1'40.155	213,9	14:31'51.748
2	22.753	27.658	18.160	26.243	1'34.814	279,8	14:33'26.562
3	22.799	27.380	18.318	26.511	1'35.008	279,8	14:35'01.570
4	22.917	27.353	18.198	26.543	1'35.011	274,1	14:36'36.581
5	22.873	27.246	18.220	26.663	1'35.002	271,4	14:38'11.583
6	22.946	27.481	18.266	26.832	1'35.525	273,4	14:39'47.108
7	23.102	27.480	18.226	26.502	1'35.310	274,1	14:41'22.418
8	22.933	27.498	18.240	26.703	1'35.374	271,4	14:42'57.792
9	23.290	27.474	18.230	26.656	1'35.650	269,3	14:44'33.442
10	22.817	27.469	18.212	26.478	1'34.976	276,2	14:46'08.418
11	22.624	27.310	18.139	26.428	1'34.501	277,6	14:47'42.919

Last Passing Point I1 at 14:48'08.050

NC 29 N. SPINELLI [1'34.410]							
Lap	Seg.1	Seg.2	Seg.3	Seg.4	Lap Time	km/h	Local Time
1		27.563	17.916	26.322	1'40.430	205,7	14:31'52.023
2	22.562	27.370	18.097	26.381	1'34.410	274,8	14:33'26.433
3	23.021	27.503	18.217	26.743	1'35.484	264,7	14:35'01.917
4	22.715	27.429	18.143	34.798	1'43.085	269,3	14:36'45.002
5	22.682	27.454	18.172	26.622	1'34.930	266,0	14:38'19.932
6	22.616	27.897	18.390	26.954	1'35.857	270,0	14:39'55.789
7	23.172	27.438	18.028	26.721	1'35.359	274,8	14:41'31.148

Last Passing Point I3.1 at 14:42'59.806

RET 19 A. MANTOVANI [1'35.287]							
Lap	Seg.1	Seg.2	Seg.3	Seg.4	Lap Time	km/h	Local Time
1		28.194	18.297	26.764	1'42.866	213,9	14:31'54.459
2	22.883	27.488	18.268	26.648	1'35.287	274,8	14:33'29.746
3	22.870	27.538	18.259	26.811	1'35.478	276,2	14:35'05.224
4	22.946	27.417	18.386	26.768	1'35.517	272,7	14:36'40.741
5	22.931	27.557	18.372	26.747	1'35.607	271,4	14:38'16.348

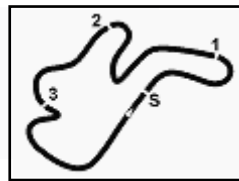
Last Passing Point SPD at 14:38'19.984

26/02/2023

P = Pits In/Out - C = Lap Time Cancelled

These data/results cannot be reproduced, stored and/or transmitted in whole or in part by any manner of electronic, mechanical, photocopying, recording, broadcasting or otherwise now known or herein after developed without the previous express consent by the copyright owner, except for reproduction in daily press and regular printed publications on sale to the public within 60 days of the event related to those data/results and always provided that copyright symbol appears together as follows below.

© DORNA WSBK ORGANIZATION Srl 2023

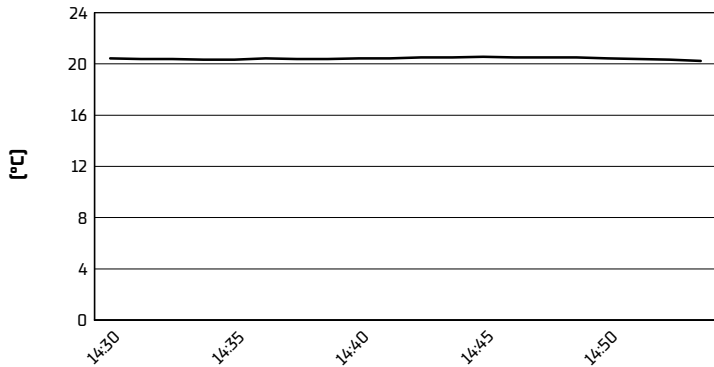


Phillip Island 4.445 m

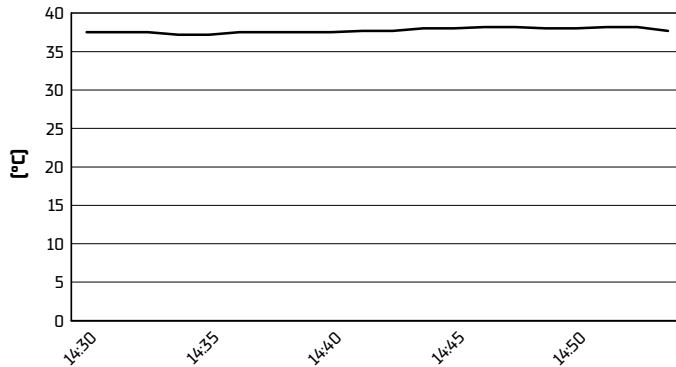
Grand Ridge Australian Round, 24-26 February 2023
Weather Report Race 2

Session started 14:30 - Session ended 14:55

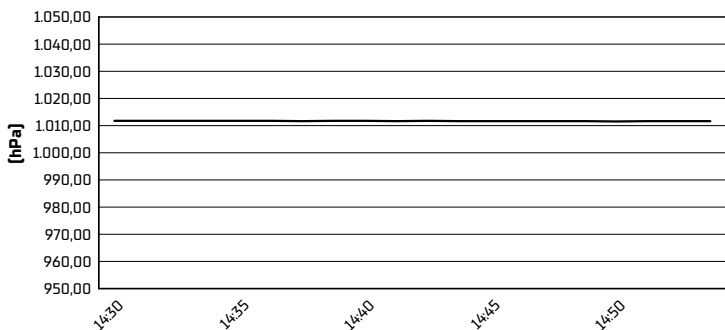
Air Temperature



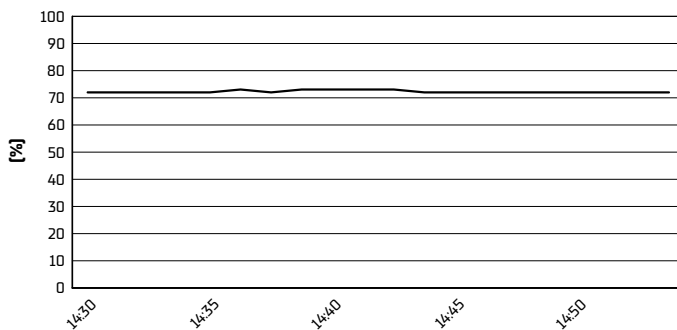
Track Temperature



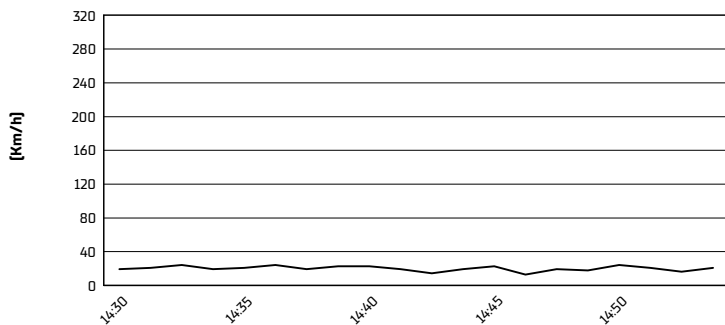
Air Pressure



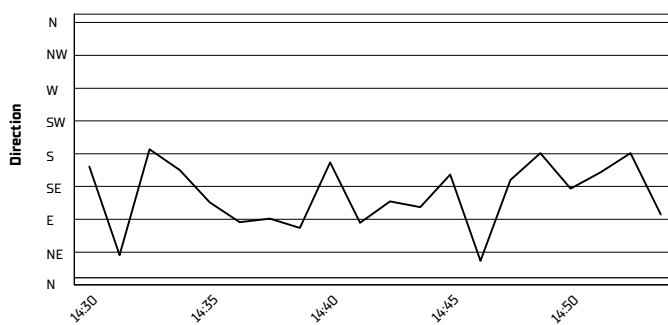
Humidity



Wind Speed



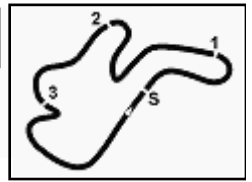
Wind Direction



26/02/2023

These data/results cannot be reproduced, stored and/or transmitted in whole or in part by any manner of electronic, mechanical, photocopying, recording, broadcasting or otherwise now known or herein after developed without the previous express consent by the copyright owner, except for reproduction in daily press and regular printed publications on sale to the public within 60 days of the event related to those data/results and always provided that copyright symbol appears together as follows below.

© DORNA WSBK ORGANIZATION Srl 2023



Phillip Island 4.445 m

Grand Ridge Australian Round, 24-26 February 2023
Manufacturers Standings

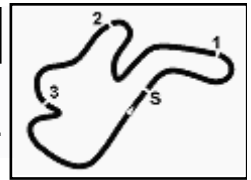
	Points	Points From First	Points From Previous	February 26 PHILLIP ISLAND	March 5 MANDALIKA	April 23 ASSEN	May 7 BARCELONA	June 4 MISANO	July 2 DONINGTON PARK	July 26 MOST	September 10 MAGNY-COURS	September 24 ARAGON	October 1 PORTIMAO	October 15 VILLICUM	December 26 TBA			
1 DUCATI	50			25 25 1 1														
2 YAMAHA	40	10		20 20 2 2														
3 KAWASAKI	32	18	8	16 16 3 3														
4 MV AGUSTA	22	28	10	9 13 6 4														
5 TRUMPH	20	30	2	13 7 4 5														
6 HONDA	12	38	8	11 1 5 6														

26/02/2023 First Line: Championship Standings - Second Line: Ranking Progression

These data/results cannot be reproduced, stored and/or transmitted in whole or in part by any manner of electronic, mechanical, photocopying, recording, broadcasting or otherwise now known or herein after developed without the previous express consent by the copyright owner, except for reproduction in daily press and regular printed publications on sale to the public within 60 days of the event related to those data/results and always provided that copyright symbol appears together as follows below.

© DORNA WSBK ORGANIZATION Srl 2023





Phillip Island 4.445 m

Grand Ridge Australian Round, 24-26 February 2023
Team Standings

	February 26 PHILLIP ISLAND	March 5 MANDALIKA	April 23 ASSEN	May 7 BARCELONA	June 4 MISANO	July 2 DONINGTON PARK	July 26 MIST	September 10 MAGNY-COURS	September 24 ARAGON	October 1 PORTIMAO	October 15 VILLICUM	December 26 TBA	
1 Aruba Racing WorldSSP Team	50												
BULEGA Nicolo	50	25	25										
2 Ten Kate Racing Yamaha	47 [-3]												
MANZI Stefano	30	10	20										
NAVARRO Jorge	17	7	10										
3 MV Agusta Reparto Corse	27 [-23]												
SCHROETTER Marcel	22	9	13										
SOFUOGLU Bahattin	5		5										
4 Dynavolt Triumph	25 [-25]												
TUULI Niki	20	13	7										
TRUELOVE Harry	5	5											
5 VFT Racing Yamaha	20 [-30]												
SPINELLI Nicholas	20	20											
6 Vince64 by Puccetti Racing	20 [-30]												
MCPHEE John	20	16	4										
7 PETRONAS MIE MS Racing HONDA Team	16 [-34]												
MACKENZIE Tarran	11	11											
NORRODIN Adam	5	4	1										
8 Kawasaki Puccetti Racing	16 [-34]												
ONCU Can	16		16										
9 Yamaha Thailand Racing Team	14 [-36]												
SARMOON Anupab	10	8	2										
WONGTHANANON Apiwath	4	1	3										
10 EAB Racing Team	13 [-37]												
VAN STRAALEN Glenn	13	2	11										
11 GMT94 Yamaha	11 [-39]												
DEBISE Valentin	11	3	8										
12 Orelac Racing Verdatura	9 [-41]												
DE ROSA Raffaele	9		9										
13 Althea Racing Team	6 [-44]												
CARICASULO Federico	6	6											
14 D34G Racing	6 [-44]												
BAYLISS Oliver	6		6										

26/02/2023

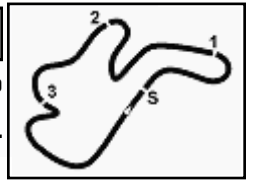
* Independent teams

These data/results cannot be reproduced, stored and/or transmitted in whole or in part by any manner of electronic, mechanical, photocopying, recording, broadcasting or otherwise now known or herein after developed without the previous express consent by the copyright owner, except for reproduction in daily press and regular printed publications on sale to the public within 60 days of the event related to those data/results and always provided that copyright symbol appears together as follows below.

© DORNA WSBK ORGANIZATION Srl 2023

FICR PERUGIA TIMING





Phillip Island 4.445 m

Grand Ridge Australian Round, 24–26 February 2023
Race Winners

	2020	2021	2022	2023
01 Phillip Island	Locatelli A. (ITA) YAM		RC1: Montella Y. (ITA) KAW RC2: Aegerter D. (SUI) YAM	RC1: Bulega N. (ITA) DUC RC2: Bulega N. (ITA) DUC
02 Pertamina Mandalika		RC1: De Rosa R. (ITA) KAW RC2: Cluzel J. (FRA) YAM	RC1: Tuuli N. (FIN) MVA RC2: Aegerter D. (SUI) YAM	
03 TT Circuit Assen		RC1: Aegerter D. (SUI) YAM RC2: Aegerter D. (SUI) YAM	RC1: Aegerter D. (SUI) YAM RC2: Aegerter D. (SUI) YAM	
04 Circuit de Barcelona	RC1: Verdoia A. (FRA) YAM RC2: Locatelli A. (ITA) YAM	RC1: Krummenacher R. (SUI) YAM RC2: Gonzalez M. (ESP) YAM	RC1: Aegerter D. (SUI) YAM RC2: Aegerter D. (SUI) YAM	
05 Misano Circuit		RC1: Aegerter D. (SUI) YAM RC2: Aegerter D. (SUI) YAM	RC1: Aegerter D. (SUI) YAM RC2: Aegerter D. (SUI) YAM	
06 Donington Park			RC1: Aegerter D. (SUI) YAM RC2: Aegerter D. (SUI) YAM	
07 Autodrom Most		RC1: Odendaal S. (RSA) YAM RC2: Aegerter D. (SUI) YAM	RC1: Baldassarri L. (ITA) YAM RC2: Baldassarri L. (ITA) YAM	
08 Magny-Cours	RC1: Locatelli A. (ITA) YAM RC2: Mahias L. (FRA) KAW	RC1: Aegerter D. (SUI) YAM RC2: Gonzalez M. (ESP) YAM	RC1: Baldassarri L. (ITA) YAM RC2: Aegerter D. (SUI) YAM	
09 MotorLand Aragon	RC1: Locatelli A. (ITA) YAM RC2: Locatelli A. (ITA) YAM	RC1: Odendaal S. (RSA) YAM RC2: Odendaal S. (RSA) YAM	RC1: Baldassarri L. (ITA) YAM RC2: Aegerter D. (SUI) YAM	
10 Portimao	RC1: Locatelli A. (ITA) YAM RC2: Locatelli A. (ITA) YAM	RC1: Cluzel J. (FRA) YAM RC2: Odendaal S. (RSA) YAM	RC1: Manzi S. (ITA) TRI RC2: Aegerter D. (SUI) YAM	
11 Villicum		RC1: Cluzel J. (FRA) YAM RC2: Cluzel J. (FRA) YAM	RC1: Aegerter D. (SUI) YAM RC2: Aegerter D. (SUI) YAM	

2023

2 N. Bulega

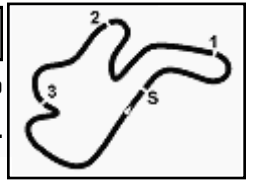
ALL TIMES

43 K. Sofuoglu	6 C. Davies	3 L. Scassa	1 Y. Montella
27 D. Aegerter	6 K. Fujiwara	3 K. Smith	1 S. Morais
24 J. Cluzel	6 B. Parkes	2 J. Brookes	1 G. Nannelli
16 F. Foret	6 J. Teuchert	2 N. Bulega	1 M. Pirro
12 S. Charpentier	6 M. van der Mark	2 S. Cortese	1 G. Rea
12 E. Laverty	5 C. Crutchlow	2 M. Gonzalez	1 P. Riba
12 A. Locatelli	5 S. Odendaal	2 P. Jacobsen	1 M. Roccoli
11 K. Muggeridge	4 L. Baldassarri	2 N. Tuuli	1 R. Rolfo
9 L. Mahias	4 K. Curtain	2 A. West	1 Y. Tiberio
8 S. Lowes	4 C. Vermeulen	2 R. Xaus	1 J. Vd Goorbergh
7 R. Krummenacher	4 J. Whitham	1 A. Badovini	1 A. Verdoia
7 A. Pitt	3 C. Kellner	1 P. Bontempi	1 R. Wilairot
6 F. Caricasulo	3 J. Lascorz	1 R. De Rosa	1 L. Zanetti
6 P. Casoli	3 I. MacPherson	1 L. Lanzi	1 W. Zeelenberg
6 S. Chambon	3 J. Rea	1 S. Manzi	

26/02/2023

These data/results cannot be reproduced, stored and/or transmitted in whole or in part by any manner of electronic, mechanical, photocopying, recording, broadcasting or otherwise now known or herein after developed without the previous express consent by the copyright owner, except for reproduction in daily press and regular printed publications on sale to the public within 60 days of the event related to those data/results and always provided that copyright symbol appears together as follows below.

© DORNA WSBK ORGANIZATION Srl 2023



Phillip Island 4.445 m

Grand Ridge Australian Round, 24-26 February 2023
Best Laps & Speeds

No.	Rider	Nat	Best Lap		FP1		FP2		SP		RC1		WUP		RC2	
			LL	SPD	LL	SPD	LL	SPD	LL	SPD	LL	SPD	LL	SPD	LL	SPD
1	62 S. MANZI Yamaha YZF R6	ITA	1'32.814 72 281,9		1'33.514 19 281,2		1'33.362 20 281,9		1'32.814 7 275,5		1'47.065 13 269,3				1'33.853 13 277,6	
2	11 N. BULEGA Ducati Panigale V2	ITA	1'32.852 81 286,4		1'33.593 24 285,7		1'32.852 24 286,4		1'33.090 7 280,5		1'46.897 13 266,6				1'33.880 13 277,6	
3	61 C. ONCU Kawasaki ZX-6R	TUR	1'33.058 54 289,5		1'34.044 13 288,0		1'33.975 18 289,5		1'33.058 7 279,7		3				1'33.996 13 279,0	
4	55 Y. MONTELLA Ducati Panigale V2	ITA	1'33.076 35 281,9		1'34.289 21 281,2		1'34.375 3 281,9		1'33.076 8 279,0		3					
5	29 N. SPINELLI Yamaha YZF R6	ITA	1'33.729 60 281,9		1'34.283 18 278,3		1'33.876 15 281,9		1'33.729 7 267,9		1'47.184 13 272,7				1'34.410 7 274,8	
6	99 A. HUERTAS Kawasaki ZX-6R	ESP	1'33.741 36 288,0		1'33.741 15 283,4		1'34.791 12 288,0		1'33.952 6 276,2		3					
7	64 F. CARICASULO Ducati Panigale V2	ITA	1'33.755 77 288,0		1'33.755 23 288,0		1'34.226 19 283,4		1'34.069 11 286,4		1'48.290 13 274,8				1'34.501 11 281,9	
8	23 M. SCHROETTER MV Agusta F3 800 RR	GER	1'33.866 75 290,3		1'34.051 17 290,3		1'34.315 18 284,9		1'33.866 11 275,5		1'49.937 13 266,0		1'53.944 3 262,7		1'34.612 13 277,6	
9	28 G. VAN STRAALEN Yamaha YZF R6	NED	1'33.904 73 281,9		1'34.253 21 281,9		1'34.075 19 279,7		1'33.904 8 280,5		1'55.832 12 264,7				1'34.412 13 276,9	
10	3 R. DE ROSA Ducati Panigale V2	ITA	1'34.102 77 279,7		1'34.532 19 279,7		1'34.258 22 279,7		1'34.102 11 279,7		1'54.844 12 257,7				1'34.901 13 279,0	
11	94 V. DEBISE Yamaha YZF R6	FRA	1'34.147 74 283,4		1'34.147 23 283,4		1'34.851 18 279,7		1'34.156 8 277,6		1'55.845 12 266,6				1'34.832 13 277,6	
12	66 N. TUULI Triumph Street Triple RS 765	FIN	1'34.191 73 281,2		1'34.282 19 280,5		1'34.354 17 281,2		1'34.191 11 270,0		1'49.059 13 264,7				1'34.989 13 280,5	
13	32 D. BAYLISS Ducati Panigale V2	AUS	1'34.236 76 278,3		1'34.236 22 278,3		1'34.997 19 275,5		1'34.659 10 269,3		1'55.477 12 258,9				1'34.830 13 277,6	
14	9 J. NAVARRO Yamaha YZF R6	ESP	1'34.634 74 279,0		1'34.702 21 278,3		1'34.634 17 279,0		1'35.048 10 270,0		1'50.217 13 264,7				1'34.759 13 277,6	
15	19 A. MANTOVANI Yamaha YZF R6	ITA	1'34.733 61 284,9		1'34.984 21 279,0		1'35.070 19 284,9		1'34.733 6 274,8		1'48.447 10 269,3				1'35.287 5 276,2	
16	24 A. WONGTHANANON Yamaha YZF R6	THA	1'34.962 70 280,5		1'35.235 15 278,3		1'34.962 19 280,5		1'35.249 12 279,0		1'55.544 12 261,5				1'35.645 12 275,5	
17	54 B. SOFUOGLU MV Agusta F3 800 RR	TUR	1'35.344 69 287,2		1'35.689 21 284,9		1'35.410 18 287,2		1'35.571 12 276,9		3		1'59.416 3 264,0		1'35.344 12 277,6	
18	17 J. MCPHEE Kawasaki ZX-6R	GBR	1'35.423 71 281,2		1'36.029 17 280,5		1'35.789 19 279,7		1'37.114 10 281,2		1'47.962 13 266,0				1'35.423 12 279,7	
19	51 A. SARMOON Yamaha YZF R6	THA	1'35.523 74 284,2		1'37.094 19 277,6		1'35.523 18 284,2		1'36.837 12 272,7		1'48.993 13 266,0				1'36.425 12 273,4	
20	7 A. NORRODIN Honda CBR600RR	MAS	1'36.068 66 272,7		1'36.488 18 272,7		1'36.880 16 272,0		1'38.157 7 267,9		1'48.858 13 261,5				1'36.068 12 268,6	
21	4 H. TRUELOVE Triumph Street Triple RS 765	GBR	1'36.297 64 281,2		1'36.297 21 279,0		1'36.367 18 281,2		1'38.183 12 270,6		1'50.634 13 262,7					
22	95 T. MACKENZIE Honda CBR600RR	GBR	1'36.873 54 267,3		1'36.873 14 267,3		1'39.123 6 262,1		1'36.935 9 262,1		1'48.587 13 259,6				1'36.940 12 259,6	

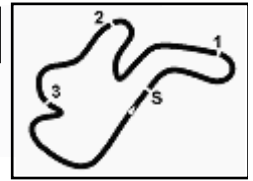
26/02/2023

These data/results cannot be reproduced, stored and/or transmitted in whole or in part by any manner of electronic, mechanical, photocopying, recording, broadcasting or otherwise now known or herein after developed without the previous express consent by the copyright owner, except for reproduction in daily press and regular printed publications on sale to the public within 60 days of the event related to those data/results and always provided that copyright symbol appears together as follows below.

© DORNA WSBK ORGANIZATION Srl 2023

FICR PERUGIA TIMING





Phillip Island 4.445 m

Grand Ridge Australian Round, 24-26 February 2023
Pirelli Best Lap Award

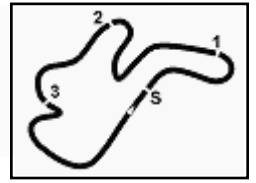
	Points	Points From First	Points From Previous	February 26 PHILLIP ISLAND	March 5 MANDALIKA	April 23 ASSEN	May 7 BARCELONA	June 4 MISANO	July 2 DONINGTON PARK	July 26 MOST	September 10 MAGNY-COURS	September 24 ARAGON	October 1 PORTIMAO	October 15 VILLICUM	December 26 TBA			
1 MANZI Stefano (ITA)	1			1														
2 BULEGA Nicolo (ITA)	1	0		1														

26/02/2023

First Line: Championship Standings - Second Line: Ranking Progression

These data/results cannot be reproduced, stored and/or transmitted in whole or in part by any manner of electronic, mechanical, photocopying, recording, broadcasting or otherwise now known or herein after developed without the previous express consent by the copyright owner, except for reproduction in daily press and regular printed publications on sale to the public within 60 days of the event related to those data/results and always provided that copyright symbol appears together as follows below.

© DORNA WSBK ORGANIZATION Srl 2023



Phillip Island 4.445 m

Grand Ridge Australian Round, 24-26 February 2023
Rider's Performance

	Points	Points From First	Points From Previous	February 26	March 5	April 23	May 7	June 4	July 2	July 26	September 10	September 24	October 1	October 15	December 26				
				PHILLIP ISLAND	MANDALIKA	ASSEN	BARCELONA	MISANO	DONINGTON PARK	MOST	MAGNY-COURS	ARAGON	PORTIMAO	VILLICUM	TBA				
				G 1 2	G 1 2	G 1 2	G 1 2	G 1 2	G 1 2	G 1 2	G 1 2	G 1 2	G 1 2	G 1 2	G 1 2	G 1 2	G 1 2	G 1 2	G 1 2
1	BULEGA	50		4 1 1															
2	MANZI	30	20	1 6 2															
3	SCHROETTER	22	28	8 6 7 4															
4	SPINELLI	20	30	2 5 2 Nc															
5	TUULI	20	30	0 12 4 9															
6	MCPHEE	20	30	0 20 3 12															
7	NAVARRO	17	33	3 15 9 6															
8	ONCU	16	34	1 2 Rt 3															
9	VAN STRAALEN	13	37	3 7 14 5															
10	MACKENZIE	11	39	2 19 5 16															
11	DEBISE	11	39	0 11 13 8															
12	SARMOON	10	40	1 18 8 14															
13	DE ROSA	9	41	1 10 17 7															
14	CARICASULO	6	44	3 9 10 Rt															
15	BAYLISS	6	44	0 13 16 10															
16	SOFUOGLU	5	45	1 17 Rt 11															
17	NORRODIN	5	45	0 12 15															
18	TRUELOVE	5	45	0 11 Rt															
19	WONGTHANANON	4	46	1 16 15 13															

SP = Superpole - 1 = Race 1 - 2 = Race 2

Ns = Did Not Start - Rt = Retired - Ex = Excluded

26/02/2023

These data/results cannot be reproduced, stored and/or transmitted in whole or in part by any manner of electronic, mechanical, photocopying, recording, broadcasting or otherwise now known or herein after developed without the previous express consent by the copyright owner, except for reproduction in daily press and regular printed publications on sale to the public within 60 days of the event related to those data/results and always provided that copyright symbol appears together as follows below.

© DORNA WSBK ORGANIZATION Srl 2023