

Grand Ridge Australian Round, 24-26 February 2023
Results Race 1

Laps 10 = 44,450 Km - Time of Race 18'16.149 - Avg. 145,984 km/h

Pos	Grid	No. Rider	Nat	Team	Bike	LL	Gap	Rel.	Fastest Lap	Speed	Qualifying	Speed
1	16	11 N. BULEGA	ITA	Aruba Racing WorldSSP Team	Ducati Panigale V2	10			1'46.897	266,7	1'33.090	280,5
2	8	29 N. SPINELLI	ITA	VFT Racing Yamaha	Yamaha YZF R6	10	0.942	0.942	1'47.184	272,7	1'33.729	268,0
3	3	17 J. MCPHEE	GBR	Vince64 by Puccetti Racing	Kawasaki ZX-6R	10	2.965	2.023	1'47.962	266,0	1'37.114	281,3
4	14	66 N. TUULI	FIN	Dynavolt Triumph	Triumph Street Triple RS 765	10	11.624	8.659	1'49.059	264,7	1'34.191	270,0
5	18	95 T. MACKENZIE	GBR	PETRONAS MIE MS Racing HONDA Team	Honda CBR600RR	10	15.838	4.214	1'48.587	259,6	1'36.935	262,1
6	5	62 S. MANZI	ITA	Ten Kate Racing Yamaha	Yamaha YZF R6	10	19.700	3.862	1'47.065	269,3	1'32.814	275,5
7	12	23 M. SCHROETTER	GER	MV Agusta Reparto Corse	MV Agusta F3 800 RR	10	20.756	1.056	1'49.937	266,0	1'33.866	275,5
8	11	51 A. SARMOON	THA	Yamaha Thailand Racing Team	Yamaha YZF R6	10	22.331	1.575	1'48.993	266,0	1'36.837	272,7
9	20	9 J. NAVARRO	ESP	Ten Kate Racing Yamaha	Yamaha YZF R6	10	22.771	0.440	1'50.217	264,7	1'35.048	270,0
10	7	64 F. CARICASULO	ITA	Althea Racing Team	Ducati Panigale V2	10	39.760	16.989	1'48.290	274,8	1'34.069	286,5
11	19	4 H. TRUELOVE	GBR	Dynavolt Triumph	Triumph Street Triple RS 765	10	46.209	6.449	1'50.634	262,8	1'38.183	270,7
12	15	7 A. NORRODIN	MAS	PETRONAS MIE MS Racing HONDA Team	Honda CBR600RR	10	54.872	8.663	1'48.858	261,5	1'38.157	268,0
13	17	94 V. DEBISE	FRA	GMT94 Yamaha	Yamaha YZF R6	9	1 Lap	1 Lap	1'55.845	266,7	1'34.156	277,6
14	2	28 G. VAN STRAALEN	NED	EAB Racing Team	Yamaha YZF R6	9	1 Lap	2.132	1'55.832	264,7	1'33.904	280,5
15	9	24 A. WONGTHANANON	THA	Yamaha Thailand Racing Team	Yamaha YZF R6	9	1 Lap	0.460	1'55.544	261,5	1'35.249	279,1
16	10	32 O. BAYLISS	AUS	D34G Racing	Ducati Panigale V2	9	1 Lap	0.234	1'55.477	259,0	1'34.659	269,3
17	6	3 R. DE ROSA	ITA	Orelac Racing Verdnatura	Ducati Panigale V2	9	1 Lap	31.791	1'54.844	257,8	1'34.102	279,8
Not Classified												
RET	4	19 A. MANTOVANI	ITA	Evan Bros. WorldSSP Yamaha Team	Yamaha YZF R6	7	3 Laps		1'48.447	269,3	1'34.733	274,8
RET		99 A. HUERTAS	ESP	MTM Kawasaki	Kawasaki ZX-6R	0					1'33.952	276,2
RET	13	54 B. SOFUOGLU	TUR	MV Agusta Reparto Corse	MV Agusta F3 800 RR	0					1'35.571	276,9
RET		55 Y. MONTELLA	ITA	Barni Spark Racing Team	Ducati Panigale V2	0					1'33.076	279,1
RET	1	61 C. ONCU	TUR	Kawasaki Puccetti Racing	Kawasaki ZX-6R	0					1'33.058	279,8

AIR	Humidity:	82%	Temp:	20°C
TRACK	Condition:	Dry	Temp:	25°C

Records	Pole (SP)	2020	A.Locatelli	1'32.176	173,603 Km/h
	Race (RC)	2018	S.Cortese	1'33.072	171,931 Km/h
	All Times (SP)	2020	A.Locatelli	1'32.176	173,603 Km/h
Race Fastest Lap		Lap 3	N.Bulega	1'46.897	149,696 Km/h

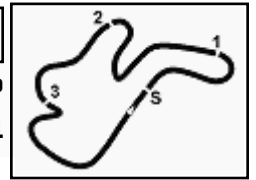
LAP LEADERS				
No. Rider	From	To	Laps	Total
11 N. BULEGA	1	10	10	10

TOTAL LEADER LAPS	
No. Rider	Laps
11 N. BULEGA	10

Start 15:19 End 15:38 The results are provisional until the end of the time limit for protests and appeals and the completion of the technical checks.

25/02/2023
These data/results cannot be reproduced, stored and/or transmitted in whole or in part by any manner of electronic, mechanical, photocopying, recording, broadcasting or otherwise now known or herein after developed without the previous express consent by the copyright owner, except for reproduction in daily press and regular printed publications on sale to the public within 60 days of the event related to those data/results and always provided that copyright symbol appears together as follows below.

© DORNA WSBK ORGANIZATION Srl 2023



Grand Ridge Australian Round, 24-26 February 2023
Results Race 1

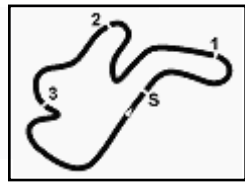
Race Highlights

Time	No. Rider	Description
14.46.20	99 A. HUERTAS	Medical Centre
14.47.51		START DELAYED
14.48.59	55 Y. MONTELLA	Medical Centre
14.53.00		Pit Lane Opened for 1 Minute
14.56.01		Warm-up Lap Start
14.56.49		WHITE FLAG
14.56.57		DROPS of RAIN in Sector 4
14.58.38		START DELAYED RAIN
15.10.02		RACE DISTANCE WILL BE 10 LAPS
15.15.49		Warm-up Lap Start
15.16.48	61 C. ONCU	Crashed - Turn 4
15.16.56	54 B. SOFUOGLU	Crashed - Turn 4
15.17.06	54 B. SOFUOGLU	Re-joined
15.19.09		Start
15.19.17	61 C. ONCU	Retired
15.21.36		No Jump Start
15.21.42	54 B. SOFUOGLU	Retired
15.29.28		WHITE FLAG
15.29.49		DROPS of RAIN in Sector 4
15.30.10		2/3 of Race Distance Completed
15.30.20		WorldSBK RC1 Pit Lane opens at 15.55 - Standard Procedure
15.31.21	7 A. NORRODIN	Crashed - Re-Joined - Turn 4
15.33.25	19 A. MANTOVANI	Crashed - Turn 8
15.34.31	19 A. MANTOVANI	Out
15.38.41		End Of Session

25/02/2023 Start End The results are provisional until the end of the time limit for protests and appeals and the completion of the technical checks.

These data/results cannot be reproduced, stored and/or transmitted in whole or in part by any manner of electronic, mechanical, photocopying, recording, broadcasting or otherwise now known or herein after developed without the previous express consent by the copyright owner, except for reproduction in daily press and regular printed publications on sale to the public within 60 days of the event related to those data/results and always provided that copyright symbol appears together as follows below.

© DORNA WSBK ORGANIZATION Srl 2023



Phillip Island 4.445 m

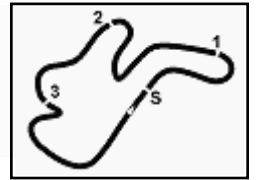
**Grand Ridge Australian Round, 24-26 February 2023
Championship Standings**

	Points	Points From First	Points From Previous	February 26 PHILLIP ISLAND	March 5 MANDALIKA	April 23 ASSEN	May 7 BARCELONA	June 4 MISANO	July 2 DONINGTON PARK	July 26 MOST	September 10 MAGNY-COURS	September 24 ARAGON	October 1 PORTIMAO	October 15 VILLICUM	December 26 TBA				
1 BULEGA Nicolo (ITA)	25			25															
2 SPINELLI Nicholas (ITA)	20	5		20															
3 MCPHEE John (GBR)	16	9	4	16															
4 TUULI Niki (FIN)	13	12	3	13															
5 MACKENZIE Tarran (GBR)	11	14	2	11															
6 MANZI Stefano (ITA)	10	15	1	10															
7 SCHROETTER Marcel (GER)	9	16	1	9															
8 SARMOON Anupab (THA)	8	17	1	8															
9 NAVARRO Jorge (ESP)	7	18	1	7															
10 CARICASULO Federico (ITA)	6	19	1	6															
11 TRUELOVE Harry (GBR)	5	20	1	5															
12 NORRODIN Adam (MAS)	4	21	1	4															
13 DEBISE Valentin (FRA)	3	22	1	3															
14 VAN STRAALEN Glenn (NED)	2	23	1	2															
15 WONGTHANANON Apiwath (THA)	1	24	1	1															

25/02/2023 First Line: Championship Standings - Second Line: Ranking Progression

These data/results cannot be reproduced, stored and/or transmitted in whole or in part by any manner of electronic, mechanical, photocopying, recording, broadcasting or otherwise now known or herein after developed without the previous express consent by the copyright owner, except for reproduction in daily press and regular printed publications on sale to the public within 60 days of the event related to those data/results and always provided that copyright symbol appears together as follows below.

© DORNA WSBK ORGANIZATION Srl 2023



Phillip Island 4.445 m

1 / 3

Grand Ridge Australian Round, 24-26 February 2023
Lap Chart Race 1

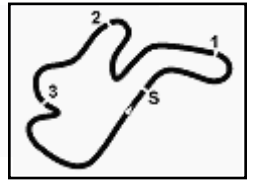
	Lap									
	1	2	3	4	5	6	7	8	9	10
1	11	11	11	11	11	11	11	11	11	11
2	17	17	17	17	17	17	17	17	17	29
3	23	23	29	29	29	62	29	29	29	17
4	19	66	23	23	62	29	62	62	66	66
5	66	29	66	62	19	95	95	66	62	95
6	29	19	19	95	95	19	66	95	95	62
7	62	95	95	19	23	66	19	23	23	23
8	95	9	62	66	66	23	51	51	51	51
9	9	62	51	51	51	51	23	9	9	9
10	51	51	9	9	64	64	64	64	64	64
11	64	4	64	64	9	9	9	4	4	4
12	4	64	7	7	7	7	4	7	7	7
13	7	7	4	4	4	4	7	94	94	
14	28	28	28	24	3	28	94	28	28	
15	24	24	24	28	28	94	28	32	24	
16	32	94	94	94	94	32	24	24	32	
17	94	32	32	3	32	3	32	3	3	
18	3	3	3	32	24	24	3			

Final Result			
1	11	N. BULEGA	Laps 10
2	29	N. SPINELLI	0.942
3	17	J. MCPHEE	2.965
4	66	N. TUULI	11.624
5	95	T. MACKENZIE	15.838
6	62	S. MANZI	19.700
7	23	M. SCHROETTER	20.756
8	51	A. SARMOON	22.331
9	9	J. NAVARRO	22.771
10	64	F. CARICASULO	39.760
11	4	H. TRUELOVE	46.209
12	7	A. NORRODIN	54.872
13	94	V. DEBISE	1 Lap
14	28	G. VAN STRAALLEN	1 Lap
15	24	A. WONGTHANANON	1 Lap
16	32	D. BAYLISS	1 Lap
17	3	R. DE ROSA	1 Lap
RET	19	A. MANTOVANI	3 Laps
RET	99	A. HUERTAS	
RET	54	B. SOFUOGLU	
RET	61	C. ONCU	
RET	55	Y. MONTELLA	

25/02/2023

These data/results cannot be reproduced, stored and/or transmitted in whole or in part by any manner of electronic, mechanical, photocopying, recording, broadcasting or otherwise now known or herein after developed without the previous express consent by the copyright owner, except for reproduction in daily press and regular printed publications on sale to the public within 60 days of the event related to those data/results and always provided that copyright symbol appears together as follows below.

© DORNA WSBK ORGANIZATION Srl 2023



Phillip Island 4.445 m

Grand Ridge Australian Round, 24-26 February 2023
Lap Chart Race 1

Lap 1		
1	11	N.Bulega 1'56.454
2	17	J.McPhee 0.386
3	23	M.Schroetter 1.685
4	19	A.Mantovani 1.698
5	66	N.Tuuli 2.472
6	29	N.Spinelli 2.768
7	62	S.Manzi 2.769
8	95	T.Mackenzie 2.977
9	9	J.Navarro 3.014
10	51	A.Sarmoon 3.073
11	64	F.Caricasulo 5.093
12	4	H.Truelove 5.318
13	7	A.Norrodin 5.573
14	28	G.van Straalen 13.820
15	24	A.Wongthananon 13.994
16	32	O.Bayliss 16.153
17	94	V.Debise 16.626
18	3	R.De Rosa 16.873

Lap 2		
1	11	N.Bulega 3'44.419
2	17	J.McPhee 1.570
3	23	M.Schroetter 3.968
4	66	N.Tuuli 4.402
5	29	N.Spinelli 4.476
6	19	A.Mantovani 4.770
7	95	T.Mackenzie 5.088
8	9	J.Navarro 6.375
9	62	S.Manzi 6.391
10	51	A.Sarmoon 6.475
11	4	H.Truelove 9.801
12	64	F.Caricasulo 9.903
13	7	A.Norrodin 10.332
14	28	G.van Straalen 26.991
15	24	A.Wongthananon 28.439
16	94	V.Debise 29.413
17	32	O.Bayliss 29.592
18	3	R.De Rosa 30.405

Lap 3		
1	11	N.Bulega 5'31.316
2	17	J.McPhee 2.635
3	29	N.Spinelli 6.989
4	23	M.Schroetter 7.285
5	66	N.Tuuli 7.728
6	19	A.Mantovani 7.821
7	95	T.Mackenzie 7.822
8	62	S.Manzi 8.157
9	51	A.Sarmoon 9.458
10	9	J.Navarro 10.244
11	64	F.Caricasulo 13.291
12	7	A.Norrodin 13.812
13	4	H.Truelove 14.671
14	28	G.van Straalen 36.479
15	24	A.Wongthananon 38.411
16	94	V.Debise 39.275
17	32	O.Bayliss 40.563
18	3	R.De Rosa 40.851

Lap 4		
1	11	N.Bulega 7'18.970
2	17	J.McPhee 3.121
3	29	N.Spinelli 8.404
4	23	M.Schroetter 9.568
5	62	S.Manzi 9.670
6	95	T.Mackenzie 9.713
7	19	A.Mantovani 9.730
8	66	N.Tuuli 10.529
9	51	A.Sarmoon 11.383
10	9	J.Navarro 13.140
11	64	F.Caricasulo 14.381

12	7	A.Norrodin 15.656
13	4	H.Truelove 17.651
14	24	A.Wongthananon 46.301
15	28	G.van Straalen 47.558
16	94	V.Debise 48.020
17	3	R.De Rosa 48.041
18	32	O.Bayliss 48.386

Lap 5		
1	11	N.Bulega 9'06.925
2	17	J.McPhee 4.428
3	29	N.Spinelli 8.244
4	62	S.Manzi 8.780
5	19	A.Mantovani 10.222
6	95	T.Mackenzie 10.345
7	23	M.Schroetter 11.581
8	66	N.Tuuli 12.345
9	51	A.Sarmoon 12.421
10	64	F.Caricasulo 14.716
11	9	J.Navarro 15.402
12	7	A.Norrodin 16.559
13	4	H.Truelove 21.607
14	3	R.De Rosa 55.426
15	28	G.van Straalen 55.435
16	94	V.Debise 55.910
17	32	O.Bayliss 55.980
18	24	A.Wongthananon 56.387

Lap 6		
1	11	N.Bulega 10'57.227
2	17	J.McPhee 3.781
3	62	S.Manzi 6.079
4	29	N.Spinelli 6.481
5	95	T.Mackenzie 10.690
6	19	A.Mantovani 10.729
7	66	N.Tuuli 11.268
8	23	M.Schroetter 13.330
9	51	A.Sarmoon 13.377
10	64	F.Caricasulo 13.392
11	9	J.Navarro 15.950
12	7	A.Norrodin 16.043
13	4	H.Truelove 25.175
14	28	G.van Straalen 1'05.619
15	94	V.Debise 1'05.809
16	32	O.Bayliss 1'06.195
17	3	R.De Rosa 1'06.804
18	24	A.Wongthananon 1'07.006

Lap 7		
1	11	N.Bulega 12'47.707
2	17	J.McPhee 2.772
3	29	N.Spinelli 5.079
4	62	S.Manzi 5.201
5	95	T.Mackenzie 12.139
6	66	N.Tuuli 12.142
7	19	A.Mantovani 12.646
8	51	A.Sarmoon 15.498
9	23	M.Schroetter 16.080
10	64	F.Caricasulo 16.615
11	9	J.Navarro 16.941
12	4	H.Truelove 29.361
13	7	A.Norrodin 36.738
14	94	V.Debise 1'20.089
15	28	G.van Straalen 1'21.820
16	24	A.Wongthananon 1'22.011
17	32	O.Bayliss 1'22.118
18	3	R.De Rosa 1'25.616

Lap 8		
1	11	N.Bulega 14'35.800
2	17	J.McPhee 3.678
3	29	N.Spinelli 5.440

4	62	S.Manzi 10.133
5	66	N.Tuuli 13.848
6	95	T.Mackenzie 15.057
7	23	M.Schroetter 19.940
8	51	A.Sarmoon 19.965
9	9	J.Navarro 21.611
10	64	F.Caricasulo 24.005
11	4	H.Truelove 36.306
12	7	A.Norrodin 44.765
13	94	V.Debise 1'41.165
14	28	G.van Straalen 1'43.812
15	32	O.Bayliss 1'43.971
16	24	A.Wongthananon 1'44.122
17	3	R.De Rosa

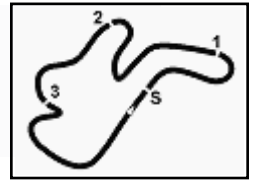
Lap 9		
1	11	N.Bulega 16'24.470
2	17	J.McPhee 3.607
3	29	N.Spinelli 3.954
4	66	N.Tuuli 14.237
5	62	S.Manzi 15.850
6	95	T.Mackenzie 16.593
7	23	M.Schroetter 21.776
8	51	A.Sarmoon 23.176
9	9	J.Navarro 23.388
10	64	F.Caricasulo 32.029
11	4	H.Truelove 42.389
12	7	A.Norrodin 50.800
13	94	V.Debise
14	28	G.van Straalen
15	24	A.Wongthananon
16	32	O.Bayliss
17	3	R.De Rosa

Lap 10		
1	11	N.Bulega 18'16.149
2	29	N.Spinelli 0.942
3	17	J.McPhee 2.965
4	66	N.Tuuli 11.624
5	95	T.Mackenzie 15.838
6	62	S.Manzi 19.700
7	23	M.Schroetter 20.756
8	51	A.Sarmoon 22.331
9	9	J.Navarro 22.771
10	64	F.Caricasulo 39.760
11	4	H.Truelove 46.209
12	7	A.Norrodin 54.872

25/02/2023

These data/results cannot be reproduced, stored and/or transmitted in whole or in part by any manner of electronic, mechanical, photocopying, recording, broadcasting or otherwise now known or herein after developed without the previous express consent by the copyright owner, except for reproduction in daily press and regular printed publications on sale to the public within 60 days of the event related to those data/results and always provided that copyright symbol appears together as follows below.

© DORNA WSBK ORGANIZATION Srl 2023



Phillip Island 4.445 m

3 / 3

Grand Ridge Australian Round, 24-26 February 2023
Lap Chart Race 1

Race Pace Comparison

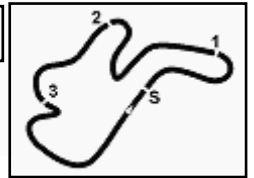
	11 Bul	29 Spi	17 McP	66 Tuu	95 Mac	62 Man	23 Sch	51 Sar	9 Nav	64 Car	4 Tru	7 Nor	94 Deb	28 vSt
1	1'56.454	1'59.222	1'56.840	1'58.926	1'59.431	1'59.223	1'58.139	1'59.527	1'59.468	2'01.547	2'01.772	2'02.027	2'13.080	2'10.274
2	1'47.965	1'49.673	1'49.149	1'49.895	1'50.076	1'51.587	1'50.248	1'51.367	1'51.326	1'52.775	1'52.448	1'52.724	2'00.752	2'01.136
3	1'46.897	1'49.410	1'47.962	1'50.223	1'49.631	1'48.663	1'50.214	1'49.880	1'50.766	1'50.285	1'51.767	1'50.377	1'56.759	1'56.385
4	1'47.654	1'49.069	1'48.140	1'50.455	1'49.545	1'49.167	1'49.937	1'49.579	1'50.550	1'48.744	1'50.634	1'49.498	1'56.399	1'58.733
5	1'47.955	1'47.795	1'49.262	1'49.771	1'48.587	1'47.065	1'49.968	1'48.993	1'50.217	1'48.290	1'51.911	1'48.858	1'55.845	1'55.832
6	1'50.302	1'48.539	1'49.655	1'49.225	1'50.647	1'47.601	1'52.051	1'51.258	1'50.850	1'48.978	1'53.870	1'49.786	2'00.201	2'00.486
7	1'50.480	1'49.078	1'49.471	1'51.354	1'51.929	1'49.602	1'53.230	1'52.601	1'51.471	1'53.703	1'54.666	2'11.175	2'04.760	2'06.681
8	1'48.093	1'48.454	1'48.999	1'49.799	1'51.011	1'53.025	1'51.953	1'52.560	1'52.763	1'55.483	1'55.038	1'56.120	2'09.169	2'10.085
9	1'48.670	1'47.184	1'48.599	1'49.059	1'50.206	1'54.387	1'50.506	1'51.881	1'50.447	1'56.694	1'54.753	1'54.705	2'09.626	2'09.111
10	1'51.679	1'48.667	1'51.037	1'49.066	1'50.924	1'55.529	1'50.659	1'50.834	1'51.062	1'59.410	1'55.499	1'55.751		

	24 Won	32 Bay	3 DeR	19 Mat
1	2'10.448	2'12.607	2'13.327	1'58.152
2	2'02.410	2'01.404	2'01.497	1'51.037
3	1'56.869	1'57.868	1'57.343	1'49.948
4	1'55.544	1'55.477	1'54.844	1'49.563
5	1'58.041	1'55.549	1'55.340	1'48.447
6	2'00.921	2'00.517	2'01.680	1'50.809
7	2'05.485	2'06.403	2'09.292	1'52.397
8	2'10.204	2'09.946	2'20.461	
9	2'09.261	2'09.646	2'27.424	

25/02/2023

These data/results cannot be reproduced, stored and/or transmitted in whole or in part by any manner of electronic, mechanical, photocopying, recording, broadcasting or otherwise now known or herein after developed without the previous express consent by the copyright owner, except for reproduction in daily press and regular printed publications on sale to the public within 60 days of the event related to those data/results and always provided that copyright symbol appears together as follows below.

© DORNA WSBK ORGANIZATION Srl 2023



Phillip Island 4.445 m

Grand Ridge Australian Round, 24-26 February 2023
Best Sectors & Speed Race 1

RESULTS			
1	11	N. BULEGA	Ducati Panigale V2
2	29	N. SPINELLI	Yamaha YZF R6
3	17	J. MCPHEE	Kawasaki ZX-6R
4	66	N. TUULI	Triumph Street Triple RS 765
5	95	T. MACKENZIE	Honda CBR600RR
6	62	S. MANZI	Yamaha YZF R6
7	23	M. SCHROETTER	MV Agusta F3 800 RR
8	51	A. SARMOON	Yamaha YZF R6
9	9	J. NAVARRO	Yamaha YZF R6
10	64	F. CARICASULO	Ducati Panigale V2
11	4	H. TRUELOVE	Triumph Street Triple RS 765
12	7	A. NORRODIN	Honda CBR600RR
13	94	V. DEBISE	Yamaha YZF R6
14	28	G. VAN STRAALEN	Yamaha YZF R6
15	24	A. WONGTHANANON	Yamaha YZF R6
16	32	D. BAYLISS	Ducati Panigale V2
17	3	R. DE ROSA	Ducati Panigale V2
RET	19	A. MANTOVANI	Yamaha YZF R6
RET	54	B. SOFUOGLU	MV Agusta F3 800 RR
RET	55	Y. MONTELLA	Ducati Panigale V2
RET	61	C. ONCU	Kawasaki ZX-6R
RET	99	A. HUERTAS	Kawasaki ZX-6R

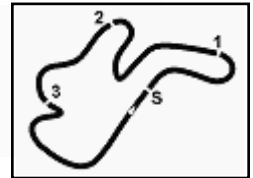
SPEED			
1	64	F. CARICASULO	Ducati Panigale V2
2	29	N. SPINELLI	Yamaha YZF R6
3	19	A. MANTOVANI	Yamaha YZF R6
4	62	S. MANZI	Yamaha YZF R6
5	94	V. DEBISE	Yamaha YZF R6
6	11	N. BULEGA	Ducati Panigale V2
7	51	A. SARMOON	Yamaha YZF R6
8	17	J. MCPHEE	Kawasaki ZX-6R
9	23	M. SCHROETTER	MV Agusta F3 800 RR
10	9	J. NAVARRO	Yamaha YZF R6
11	28	G. VAN STRAALEN	Yamaha YZF R6
12	66	N. TUULI	Triumph Street Triple RS 765
13	4	H. TRUELOVE	Triumph Street Triple RS 765
14	24	A. WONGTHANANON	Yamaha YZF R6
15	7	A. NORRODIN	Honda CBR600RR
16	95	T. MACKENZIE	Honda CBR600RR
17	32	D. BAYLISS	Ducati Panigale V2
18	3	R. DE ROSA	Ducati Panigale V2

SEG. 1		SEG. 2		SEG. 3		SEG. 4					
1	29	N. SPINELLI	25.604	1	11	N. BULEGA	31.007	1	64	F. CARICASULO	28.882
2	11	N. BULEGA	25.791	2	66	N. TUULI	31.266	2	64	F. CARICASULO	28.966
3	62	S. MANZI	25.831	3	29	N. SPINELLI	31.351	3	19	A. MANTOVANI	29.032
4	17	J. MCPHEE	25.875	4	62	S. MANZI	31.516	4	95	T. MACKENZIE	29.085
5	66	N. TUULI	26.176	5	17	J. MCPHEE	31.609	5	7	A. NORRODIN	29.460
6	19	A. MANTOVANI	26.317	6	95	T. MACKENZIE	31.753	6	29	N. SPINELLI	29.572
7	95	T. MACKENZIE	26.405	7	51	A. SARMOON	31.899	7	3	R. DE ROSA	29.651
8	64	F. CARICASULO	26.486	8	23	M. SCHROETTER	31.970	8	51	A. SARMOON	29.678
9	23	M. SCHROETTER	26.583	9	9	J. NAVARRO	31.987	9	4	H. TRUELOVE	29.805
10	51	A. SARMOON	26.630	10	19	A. MANTOVANI	31.999	10	17	J. MCPHEE	29.819
11	9	J. NAVARRO	26.713	11	7	A. NORRODIN	32.047	11	95	T. MACKENZIE	29.922
12	7	A. NORRODIN	26.720	12	64	F. CARICASULO	32.124	12	23	M. SCHROETTER	29.969
13	4	H. TRUELOVE	27.290	13	4	H. TRUELOVE	32.468	13	28	G. VAN STRAALEN	30.036
14	24	A. WONGTHANANON	28.459	14	28	G. VAN STRAALEN	34.161	14	66	N. TUULI	30.088
15	94	V. DEBISE	28.598	15	3	R. DE ROSA	34.199	15	32	D. BAYLISS	30.200
16	32	D. BAYLISS	28.875	16	24	A. WONGTHANANON	34.295	16	9	J. NAVARRO	30.216
17	3	R. DE ROSA	29.074	17	32	D. BAYLISS	34.588	17	94	V. DEBISE	30.487
18	28	G. VAN STRAALEN	29.090	18	94	V. DEBISE	34.649	18	24	A. WONGTHANANON	30.659

25/02/2023

These data/results cannot be reproduced, stored and/or transmitted in whole or in part by any manner of electronic, mechanical, photocopying, recording, broadcasting or otherwise now known or herein after developed without the previous express consent by the copyright owner, except for reproduction in daily press and regular printed publications on sale to the public within 60 days of the event related to those data/results and always provided that copyright symbol appears together as follows below.

© DORNA WSBK ORGANIZATION Srl 2023



Grand Ridge Australian Round, 24-26 February 2023
Chronological Analysis Race 1

Start at 15:19'03.185

1° 11 N. BULEGA [1'46.897]							
Lap	Seg.1	Seg.2	Seg.3	Seg.4	Lap Time	km/h	Local Time
1		31.956	20.891	30.383	1'56.454	214,3	15:20'59.639
2	25.791	31.227	20.872	30.075	1'47.965	264,7	15:22'47.604
3	25.815	31.007	20.503	29.572	1'46.897	265,4	15:24'34.501
4	26.051	31.274	20.613	29.716	1'47.654	266,0	15:26'22.155
5	26.003	31.487	20.654	29.811	1'47.955	265,4	15:28'10.110
6	26.233	32.014	21.391	30.664	1'50.302	264,7	15:30'00.412
7	26.818	32.252	20.934	30.476	1'50.480	263,4	15:31'50.892
8	25.966	31.488	20.657	29.982	1'48.093	265,4	15:33'38.985
9	26.005	31.315	20.959	30.391	1'48.670	266,0	15:35'27.655
10	26.546	33.106	21.310	30.717	1'51.679	266,7	15:37'19.334
Race Time 18'16.149							

9	26.527	32.301	20.895	30.483	1'50.206	253,5	15:35'44.248
10	26.962	32.122	21.031	30.809	1'50.924	251,7	15:37'35.172
Race Time 18'31.987							

2° 29 N. SPINELLI [1'47.184]							
Lap	Seg.1	Seg.2	Seg.3	Seg.4	Lap Time	km/h	Local Time
1		33.785	21.230	30.730	1'59.222	203,4	15:21'02.407
2	26.489	32.631	20.806	29.747	1'49.673	262,1	15:22'52.080
3	26.406	31.893	20.966	30.145	1'49.410	272,7	15:24'41.490
4	26.600	32.398	20.653	29.418	1'49.069	259,6	15:26'30.559
5	26.342	31.946	20.422	29.085	1'47.795	260,9	15:28'18.354
6	25.884	32.397	20.697	29.561	1'48.539	260,9	15:30'06.893
7	26.004	31.729	20.620	30.725	1'49.078	260,2	15:31'55.971
8	25.970	32.009	20.555	29.920	1'48.454	260,9	15:33'44.425
9	25.640	31.351	20.514	29.679	1'47.184	261,5	15:35'31.609
10	25.604	32.352	20.752	29.959	1'48.667	262,8	15:37'20.276
Race Time 18'17.091							

6° 62 S. MANZI [1'47.065]							
Lap	Seg.1	Seg.2	Seg.3	Seg.4	Lap Time	km/h	Local Time
1							
2		33.376	21.255	31.250	1'59.223	203,0	15:21'02.408
2	27.012	32.995	21.035	30.545	1'51.587	263,4	15:22'53.995
3	26.562	32.210	20.446	29.445	1'48.663	267,3	15:24'42.658
4	26.496	32.254	20.469	29.948	1'49.167	269,3	15:26'31.825
5	26.527	31.590	19.982	28.966	1'47.065	266,0	15:28'18.890
6	25.831	31.662	20.369	29.739	1'47.601	266,7	15:30'06.491
7	26.051	31.516	20.667	31.368	1'49.602	266,0	15:31'56.093
8	26.935	32.891	21.590	31.609	1'53.025	262,8	15:33'49.118
9	27.038	32.889	21.971	32.489	1'54.387	262,8	15:35'43.505
10	27.978	33.619	22.062	31.870	1'55.529	262,1	15:37'39.034
Race Time 18'35.849							

3° 17 J. MCPHEE [1'47.962]							
Lap	Seg.1	Seg.2	Seg.3	Seg.4	Lap Time	km/h	Local Time
1		31.965	20.962	30.854	1'56.840	200,7	15:21'00.025
2	26.185	32.000	20.821	30.143	1'49.149	266,0	15:22'49.174
3	26.007	31.609	20.527	29.819	1'47.962	262,8	15:24'37.136
4	25.927	31.661	20.542	30.010	1'48.140	263,4	15:26'25.276
5	26.001	32.088	20.812	30.361	1'49.262	264,1	15:28'14.538
6	26.311	32.353	20.696	30.295	1'49.655	263,4	15:30'04.193
7	25.970	31.864	20.744	30.893	1'49.471	263,4	15:31'53.664
8	26.005	31.707	20.820	30.467	1'48.999	263,4	15:33'42.663
9	25.875	31.616	20.568	30.540	1'48.599	260,9	15:35'31.262
10	26.234	32.851	21.279	30.673	1'51.037	264,1	15:37'22.299
Race Time 18'19.114							

7° 23 M. SCHROETTER [1'49.937]							
Lap	Seg.1	Seg.2	Seg.3	Seg.4	Lap Time	km/h	Local Time
1							
2	26.903	32.452	20.699	30.194	1'50.248	254,7	15:22'51.572
3	26.685	32.507	20.850	30.172	1'50.214	264,1	15:24'41.786
4	26.858	32.408	20.623	30.048	1'49.937	264,1	15:26'31.723
5	27.075	32.357	20.567	29.969	1'49.968	266,0	15:28'21.691
6	26.888	32.820	21.325	31.018	1'52.051	264,1	15:30'13.742
7	27.312	32.783	21.972	31.163	1'53.230	264,1	15:32'06.972
8	27.203	32.614	21.323	30.813	1'51.953	264,1	15:33'58.925
9	26.653	31.970	21.138	30.745	1'50.506	259,6	15:35'49.431
10	26.583	32.564	21.099	30.413	1'50.659	263,4	15:37'40.090
Race Time 18'36.905							

4° 66 N. TUULI [1'49.059]							
Lap	Seg.1	Seg.2	Seg.3	Seg.4	Lap Time	km/h	Local Time
1		33.170	21.222	30.750	1'58.926	213,9	15:21'02.111
2	26.652	32.209	20.718	30.316	1'49.895	264,1	15:22'52.006
3	26.723	32.187	20.903	30.410	1'50.223	264,1	15:24'42.229
4	27.057	32.551	20.759	30.088	1'50.455	264,7	15:26'32.684
5	26.429	32.373	20.681	30.288	1'49.771	264,7	15:28'22.455
6	26.385	31.845	20.776	30.219	1'49.225	264,7	15:30'11.680
7	26.380	32.206	21.345	31.423	1'51.354	262,1	15:32'03.034
8	26.319	32.126	20.836	30.518	1'49.799	259,0	15:33'52.833
9	26.244	31.528	20.808	30.479	1'49.059	258,4	15:35'41.892
10	26.176	31.266	20.696	30.928	1'49.066	259,0	15:37'30.958
Race Time 18'27.773							

8° 51 A. SARMOON [1'48.993]							
Lap	Seg.1	Seg.2	Seg.3	Seg.4	Lap Time	km/h	Local Time
1							
2	27.239	32.449	21.346	30.333	1'51.367	245,5	15:22'54.079
3	26.986	31.899	20.917	30.078	1'49.880	260,2	15:24'43.959
4	26.655	32.215	21.031	29.678	1'49.579	262,1	15:26'33.538
5	26.630	31.908	20.626	29.829	1'48.993	263,4	15:28'22.531
6	26.679	32.301	21.449	30.829	1'51.258	265,4	15:30'13.789
7	27.000	32.491	21.675	31.435	1'52.601	266,0	15:32'06.390
8	27.399	32.159	21.549	31.453	1'52.560	259,0	15:33'58.950
9	27.403	32.052	21.490	30.936	1'51.881	255,3	15:35'50.831
10	27.108	31.978	21.168	30.580	1'50.834	258,4	15:37'41.665
Race Time 18'38.480							

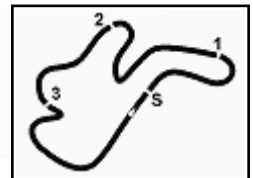
5° 95 T. MACKENZIE [1'48.587]							
Lap	Seg.1	Seg.2	Seg.3	Seg.4	Lap Time	km/h	Local Time
1		33.540	21.192	30.851	1'59.431	209,7	15:21'02.616
2	26.747	32.245	20.959	30.125	1'50.076	250,6	15:22'52.692
3	26.523	32.134	20.841	30.133	1'49.631	257,1	15:24'42.323
4	26.405	32.399	20.706	30.035	1'49.545	256,5	15:26'31.868
5	26.575	31.753	20.337	29.922	1'48.587	259,6	15:28'20.455
6	26.527	32.331	21.121	30.668	1'50.647	259,0	15:30'11.102
7	26.587	32.277	21.347	31.718	1'51.929	249,4	15:32'03.031
8	26.775	32.535	21.141	30.560	1'51.011	249,4	15:33'54.042
Race Time 18'38.920							

9° 9 J. NAVARRO [1'50.217]							
Lap	Seg.1	Seg.2	Seg.3	Seg.4	Lap Time	km/h	Local Time
1							
2	26.995	32.372	21.202	30.757	1'51.326	252,9	15:22'53.979
3	26.880	32.450	21.023	30.413	1'50.766	260,9	15:24'44.745
4	26.888	32.360	21.086	30.216	1'50.550	264,7	15:26'35.295
5	26.952	32.286	20.720	30.259	1'50.217	263,4	15:28'25.512
6	26.880	32.164	21.563	30.243	1'50.850	259,6	15:30'16.362
7	26.713	32.143	21.405	31.210	1'51.471	264,1	15:32'07.833
8	27.935	32.666	21.314	30.848	1'52.763	254,1	15:34'00.596
9	26.958	31.987	21.099	30.403	1'50.447	262,8	15:35'51.043
10	27.116	32.346	21.090	30.510	1'51.062	262,1	15:37'42.105
Race Time 18'38.920							

25/02/2023 P = Pits In/Out - C = Lap Time Cancelled

10° 64 F. CARICASULO [1'48.290]							
Lap	Seg.1	Seg.2	Seg.3	Seg.4	Lap Time	km/h	Local Time
1							
2	27.728	33.580	21.271	30.196	1'52.775	270,0	15:22'57.507
3	26.831	32.708	21.258	29.488	1'50.285	273,4	15:24'47.792
4	26.726	32.679	20.457	28.882	1'48.744	271,4	15:26'36.536
5	26.786	32.130	20.110	29.264	1'48.290	273,4	15:28'24.826

These data/results cannot be reproduced, stored and/or transmitted in whole or in part by any manner of electronic, mechanical, photocopying, recording, broadcasting or otherwise now known or herein after developed without the previous express consent by the copyright owner, except for reproduction in daily press and regular printed publications on sale to the public within 60 days of the event related to those data/results and always provided that copyright symbol appears together as follows below.
© DORNA WSBK ORGANIZATION Srl 2023



Phillip Island 4.445 m

Grand Ridge Australian Round, 24-26 February 2023
Chronological Analysis Race 1

Start at 15:19'03.185

2 / 2

6	26.486	32.124	20.962	29.406	1'48.978	274,1	15:30'13.804	5	28.634	34.295	22.670	32.442	1'58.041	256,5	15:29'06.497
7	26.806	33.024	22.018	31.855	1'53.703	274,8	15:32'07.507	6	29.004	35.353	22.905	33.659	2'00.921	254,7	15:31'07.418
8	28.169	33.472	22.246	31.596	1'55.483	257,1	15:34'02.990	7	29.746	36.321	24.378	35.040	2'05.485	241,6	15:33'12.903
9	27.972	33.801	22.414	32.507	1'56.694	268,0	15:35'59.684	8	30.977	37.916	25.207	36.104	2'10.204	246,6	15:35'23.107
10	28.194	34.493	23.195	33.528	1'59.410	265,4	15:37'59.094	9	31.006	37.964	24.518	35.773	2'09.261	247,1	15:37'32.368

Race Time 18'55.909

Race Time 18'29.183

11° 4 H. TRUELOVE [1'50.634]							
Lap	Seg1	Seg2	Seg3	Seg4	Lap Time	km/h	Local Time
1		33.780	21.707	30.720	2'01.772	216,9	15:21'04.957
2	27.464	32.764	21.643	30.577	1'52.448	255,3	15:22'57.405
3	27.403	32.521	21.468	30.375	1'51.767	244,9	15:24'49.172
4	27.378	32.468	20.983	29.805	1'50.634	255,3	15:26'39.806
5	27.290	32.747	21.292	30.582	1'51.911	262,8	15:28'31.717
6	27.322	33.025	21.827	31.696	1'53.870	259,0	15:30'25.587
7	27.511	33.226	22.208	31.721	1'54.666	252,9	15:32'20.253
8	28.094	33.008	22.324	31.612	1'55.038	251,7	15:34'15.291
9	27.730	33.510	21.955	31.558	1'54.753	259,0	15:36'10.044
10	27.604	33.376	22.142	32.377	1'55.499	257,1	15:38'05.543

Race Time 19'02.358

16° 32 O. BAYLISS [1'55.477]								
Lap	Seg1	Seg2	Seg3	Seg4	Lap Time	km/h	Local Time	
1			37.768	23.993	34.032	2'12.607	206,5	15:21'15.792
2	30.360	36.295	22.703	32.046	2'01.404	246,6	15:23'17.196	
3	29.377	35.222	22.412	30.857	1'57.868	256,5	15:25'15.064	
4	28.875	34.588	21.814	30.200	1'55.477	259,0	15:27'10.541	
5	29.002	34.817	21.316	30.414	1'55.549	253,5	15:29'06.090	
6	29.125	35.218	22.722	33.452	2'00.517	244,3	15:31'06.607	
7	29.501	37.090	24.504	35.308	2'06.403	250,0	15:33'13.010	
8	31.149	37.863	24.696	36.238	2'09.946	234,8	15:35'22.956	
9	31.105	38.028	24.886	35.627	2'09.646	247,7	15:37'32.602	

Race Time 18'29.171

12° 7 A. NORRODIN [1'48.858]							
Lap	Seg1	Seg2	Seg3	Seg4	Lap Time	km/h	Local Time
1		34.221	21.917	30.809	2'02.027	208,5	15:21'05.212
2	27.425	33.538	21.290	30.471	1'52.724	254,7	15:22'57.936
3	27.030	32.563	21.150	29.634	1'50.377	260,9	15:24'48.313
4	27.004	32.608	20.778	29.108	1'49.498	260,9	15:26'37.811
5	26.981	32.427	20.418	29.032	1'48.858	261,5	15:28'26.669
6	27.234	32.047	21.026	29.479	1'49.786	260,9	15:30'16.455
7	26.720	49.533	22.720	32.202	2'11.175	255,3	15:32'27.630
8	28.229	34.063	22.591	31.237	1'56.120	242,7	15:34'23.750
9	27.633	33.488	21.973	31.611	1'54.705	253,5	15:36'18.455
10	28.072	34.031	22.291	31.357	1'55.751	253,5	15:38'14.206

Race Time 19'11.021

17° 3 R. DE ROSA [1'54.844]								
Lap	Seg1	Seg2	Seg3	Seg4	Lap Time	km/h	Local Time	
1			38.308	23.995	33.753	2'13.327	202,2	15:21'16.512
2	30.093	36.557	22.971	31.876	2'01.497	253,5	15:23'18.009	
3	29.452	35.430	22.278	30.183	1'57.343	255,9	15:25'15.352	
4	29.074	34.543	21.576	29.651	1'54.844	257,8	15:27'10.196	
5	29.240	34.199	21.207	30.694	1'55.340	255,9	15:29'05.536	
6	29.560	35.078	23.233	33.809	2'01.680	241,1	15:31'07.216	
7	30.463	37.867	24.863	36.099	2'09.292	248,8	15:33'16.508	
8	32.709	39.173	26.288	42.291	2'20.461	242,2	15:35'36.969	
9	37.546	41.732	27.335	40.811	2'27.424	215,6	15:38'04.393	

Race Time 19'01.208

13° 94 V. DEBISE [1'55.845]							
Lap	Seg1	Seg2	Seg3	Seg4	Lap Time	km/h	Local Time
1		37.773	23.936	34.006	2'13.080	203,4	15:21'16.265
2	29.453	36.144	22.942	32.213	2'00.752	254,1	15:23'17.017
3	28.656	35.330	22.022	30.751	1'56.759	264,1	15:25'13.776
4	28.598	35.057	22.257	30.487	1'56.399	266,7	15:27'10.175
5	29.008	34.649	21.582	30.606	1'55.845	266,0	15:29'06.020
6	28.910	35.314	22.607	33.370	2'00.201	256,5	15:31'06.221
7	29.254	35.954	24.165	35.387	2'04.760	260,2	15:33'10.981
8	30.932	37.556	25.034	35.647	2'09.169	245,5	15:35'20.150
9	30.628	38.031	25.213	35.754	2'09.626	254,7	15:37'29.776

Race Time 18'26.591

RET 19 A. MANTOVANI [1'48.447]								
Lap	Seg1	Seg2	Seg3	Seg4	Lap Time	km/h	Local Time	
1			33.112	21.242	30.765	1'58.152	204,9	15:21'01.337
2	27.227	32.743	20.930	30.137	1'51.037	259,6	15:22'52.374	
3	26.627	32.701	20.797	29.823	1'49.948	266,0	15:24'42.322	
4	26.592	32.605	20.707	29.659	1'49.563	269,3	15:26'31.885	
5	26.664	31.999	20.324	29.460	1'48.447	262,1	15:28'20.332	
6	26.380	32.276	21.500	30.653	1'50.809	266,7	15:30'11.141	
7	26.317	32.395	21.668	32.017	1'52.397	266,7	15:32'03.538	

Race Time 13'00.353

14° 28 G. VAN STRAALLEN [1'55.832]							
Lap	Seg1	Seg2	Seg3	Seg4	Lap Time	km/h	Local Time
1		37.306	23.810	33.956	2'10.274	201,1	15:21'13.459
2	29.869	36.043	22.796	32.428	2'01.136	257,8	15:23'14.595
3	29.090	34.653	21.656	30.986	1'56.385	259,6	15:25'10.980
4	31.445	35.439	21.813	30.036	1'58.733	262,1	15:27'09.713
5	29.287	34.161	21.151	31.233	1'55.832	264,7	15:29'05.545
6	29.252	34.575	22.524	34.135	2'00.486	254,7	15:31'06.031
7	30.058	36.355	24.625	35.643	2'06.681	258,4	15:33'12.712
8	30.996	37.902	25.120	36.067	2'10.085	254,7	15:35'22.797
9	30.741	37.690	24.710	35.970	2'09.111	257,1	15:37'31.908

Race Time 18'28.723

15° 24 A. WONGTHANANON [1'55.544]							
Lap	Seg1	Seg2	Seg3	Seg4	Lap Time	km/h	Local Time
1		36.256	23.493	33.887	2'10.448	203,0	15:21'13.633
2	29.721	37.874	22.635	32.180	2'02.410	252,3	15:23'16.043
3	28.594	34.973	22.173	31.129	1'56.869	256,5	15:25'12.912
4	28.459	34.313	22.113	30.659	1'55.544	261,5	15:27'08.456

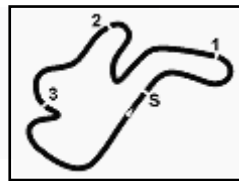
25/02/2023

P = Pits In/Out - C = Lap Time Cancelled

These data/results cannot be reproduced, stored and/or transmitted in whole or in part by any manner of electronic, mechanical, photocopying, recording, broadcasting or otherwise now known or herein after developed without the previous express consent by the copyright owner, except for reproduction in daily press and regular printed publications on sale to the public within 60 days of the event related to those data/results and always provided that copyright symbol appears together as follows below.

© DORNA WSBK ORGANIZATION Srl 2023



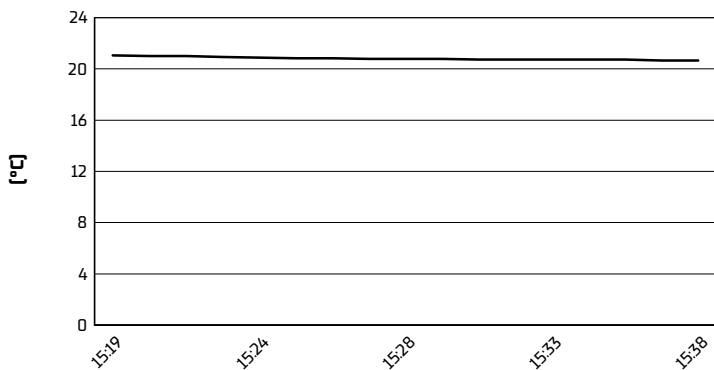


Phillip Island 4.445 m

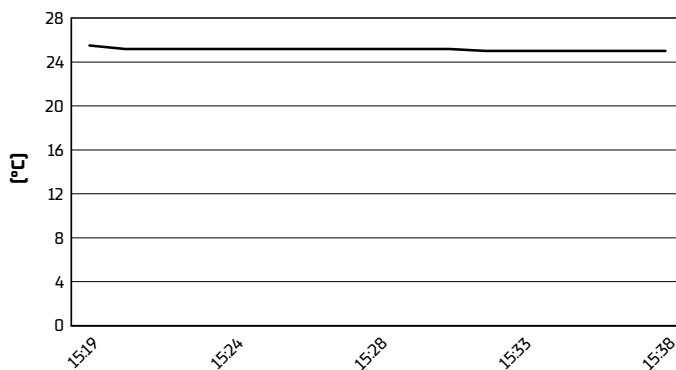
Grand Ridge Australian Round, 24-26 February 2023
Weather Report Race 1

Session started 15:19 - Session ended 15:38


Air Temperature



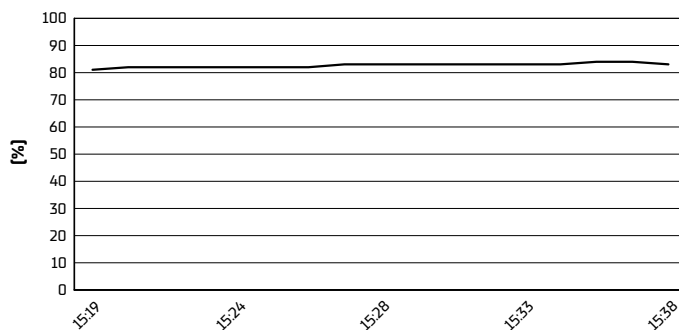
Track Temperature



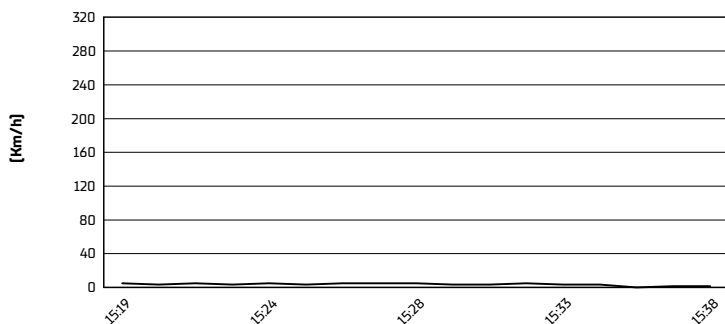
Air Pressure



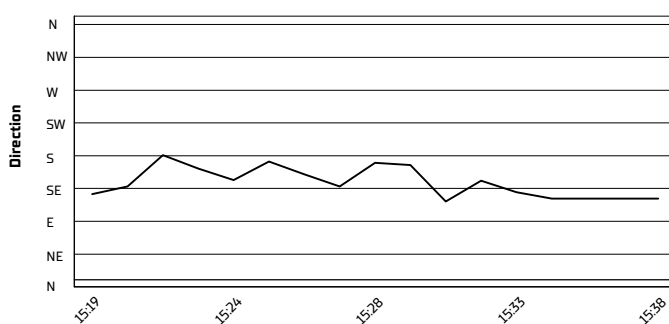
Humidity



Wind Speed



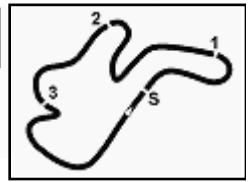
Wind Direction



25/02/2023

These data/results cannot be reproduced, stored and/or transmitted in whole or in part by any manner of electronic, mechanical, photocopying, recording, broadcasting or otherwise now known or herein after developed without the previous express consent by the copyright owner, except for reproduction in daily press and regular printed publications on sale to the public within 60 days of the event related to those data/results and always provided that copyright symbol appears together as follows below.

© DORNA WSBK ORGANIZATION Srl 2023



Phillip Island 4.445 m

Grand Ridge Australian Round, 24–26 February 2023
Manufacturers Standings

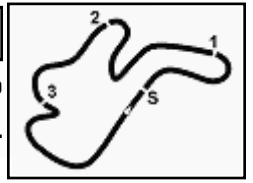
	Points	Points From First	Points From Previous	February 26 PHILLIP ISLAND	March 5 MANDALIKA	April 23 ASSEN	May 7 BARCELONA	June 4 MISANO	July 2 DONINGTON PARK	July 26 MOST	September 10 MAGNY-COURS	September 24 ARAGON	October 1 PORTIMAO	October 15 VILLICUM	December 26 TBA			
1 DUCATI	25			25 1														
2 YAMAHA	20	5		20 2														
3 KAWASAKI	16	9	4	16 3														
4 TRUMPH	13	12	3	13 4														
5 HONDA	11	14	2	11 5														
6 MV AGUSTA	9	16	2	9 6														

25/02/2023 First Line: Championship Standings - Second Line: Ranking Progression

These data/results cannot be reproduced, stored and/or transmitted in whole or in part by any manner of electronic, mechanical, photocopying, recording, broadcasting or otherwise now known or herein after developed without the previous express consent by the copyright owner, except for reproduction in daily press and regular printed publications on sale to the public within 60 days of the event related to those data/results and always provided that copyright symbol appears together as follows below.

© DORNA WSBK ORGANIZATION Srl 2023





Phillip Island 4.445 m

Grand Ridge Australian Round, 24-26 February 2023
Best Lap & Speed

No.	Rider Bike	Nat	Best Lap		FP1		FP2		SP		RC1								
			LL	SPD	LL	SPD	LL	SPD	LL	SPD	LL	SPD							LL
1	62 S. MANZI Yamaha YZF R6	ITA	1'32.814 59 281,9		1'33.514 19 281,2		1'33.362 20 281,9		1'32.814 7 275,5		1'47.065 13 269,3								
2	11 N. BULEGA Ducati Panigale V2	ITA	1'32.852 68 286,4		1'33.593 24 285,7		1'32.852 24 286,4		1'33.090 7 280,5		1'46.897 13 266,6								
3	61 C. ONCU Kawasaki ZX-6R	TUR	1'33.058 41 289,5		1'34.044 13 288,0		1'33.975 18 289,5		1'33.058 7 279,7		3								
4	55 Y. MONTELLA Ducati Panigale V2	ITA	1'33.076 35 281,9		1'34.289 21 281,2		1'34.375 3 281,9		1'33.076 8 279,0		3								
5	29 N. SPINELLI Yamaha YZF R6	ITA	1'33.729 53 281,9		1'34.283 18 278,3		1'33.876 15 281,9		1'33.729 7 267,9		1'47.184 13 272,7								
6	99 A. HUERTAS Kawasaki ZX-6R	ESP	1'33.741 36 288,0		1'33.741 15 283,4		1'34.791 12 288,0		1'33.952 6 276,2		3								
7	64 F. CARICASULO Ducati Panigale V2	ITA	1'33.755 66 288,0		1'33.755 23 288,0		1'34.226 19 283,4		1'34.069 11 286,4		1'48.290 13 274,8								
8	23 M. SCHROETTER MV Agusta F3 800 RR	GER	1'33.866 59 290,3		1'34.051 17 290,3		1'34.315 18 284,9		1'33.866 11 275,5		1'49.937 13 266,0								
9	28 G. VAN STRAALEN Yamaha YZF R6	NED	1'33.904 60 281,9		1'34.253 21 281,9		1'34.075 19 279,7		1'33.904 8 280,5		1'55.832 12 264,7								
10	3 R. DE ROSA Ducati Panigale V2	ITA	1'34.102 64 279,7		1'34.532 19 279,7		1'34.258 22 279,7		1'34.102 11 279,7		1'54.844 12 257,7								
11	94 V. DEBISE Yamaha YZF R6	FRA	1'34.147 61 283,4		1'34.147 23 283,4		1'34.851 18 279,7		1'34.156 8 277,6		1'55.845 12 266,6								
12	66 N. TUULI Triumph Street Triple RS 765	FIN	1'34.191 60 281,2		1'34.282 19 280,5		1'34.354 17 281,2		1'34.191 11 270,0		1'49.059 13 264,7								
13	32 D. BAYLISS Ducati Panigale V2	AUS	1'34.236 63 278,3		1'34.236 22 278,3		1'34.997 19 275,5		1'34.659 10 269,3		1'55.477 12 258,9								
14	9 J. NAVARRO Yamaha YZF R6	ESP	1'34.634 61 279,0		1'34.702 21 278,3		1'34.634 17 279,0		1'35.048 10 270,0		1'50.217 13 264,7								
15	19 A. MANTOVANI Yamaha YZF R6	ITA	1'34.733 56 284,9		1'34.984 21 279,0		1'35.070 19 284,9		1'34.733 6 274,8		1'48.447 10 269,3								
16	24 A. WONGTHANANON Yamaha YZF R6	THA	1'34.962 58 280,5		1'35.235 15 278,3		1'34.962 19 280,5		1'35.249 12 279,0		1'55.544 12 261,5								
17	54 B. SOFUOGLU MV Agusta F3 800 RR	TUR	1'35.410 54 287,2		1'35.689 21 284,9		1'35.410 18 287,2		1'35.571 12 276,9		3								
18	51 A. SARMOON Yamaha YZF R6	THA	1'35.523 62 284,2		1'37.094 19 277,6		1'35.523 18 284,2		1'36.837 12 272,7		1'48.993 13 266,0								
19	17 J. MCPHEE Kawasaki ZX-6R	GBR	1'35.789 59 281,2		1'36.029 17 280,5		1'35.789 19 279,7		1'37.114 10 281,2		1'47.962 13 266,0								
20	4 H. TRUELOVE Triumph Street Triple RS 765	GBR	1'36.297 64 281,2		1'36.297 21 279,0		1'36.367 18 281,2		1'38.183 12 270,6		1'50.634 13 262,7								
21	7 A. NORRODIN Honda CBR600RR	MAS	1'36.488 54 272,7		1'36.488 18 272,7		1'36.880 16 272,0		1'38.157 7 267,9		1'48.858 13 261,5								
22	95 T. MACKENZIE Honda CBR600RR	GBR	1'36.873 42 267,3		1'36.873 14 267,3		1'39.123 6 262,1		1'36.935 9 262,1		1'48.587 13 259,6								

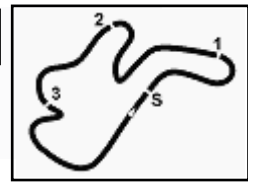
25/02/2023

These data/results cannot be reproduced, stored and/or transmitted in whole or in part by any manner of electronic, mechanical, photocopying, recording, broadcasting or otherwise now known or herein after developed without the previous express consent by the copyright owner, except for reproduction in daily press and regular printed publications on sale to the public within 60 days of the event related to those data/results and always provided that copyright symbol appears together as follows below.

© DORNA WSBK ORGANIZATION Srl 2023

FICR PERUGIA TIMING





Phillip Island 4.445 m

Grand Ridge Australian Round, 24-26 February 2023
Pirelli Best Lap Award

	Points	Points From First	Points From Previous	February 26 PHILLIP ISLAND	March 5 MANDALIKA	April 23 ASSEN	May 7 BARCELONA	June 4 MISANO	July 2 DONINGTON PARK	July 26 MOST	September 10 MAGNY-COURS	September 24 ARAGON	October 1 PORTIMAO	October 15 VILLICUM	December 26 TBA			
1 BULEGA Nicola (ITA)	1			1														

25/02/2023

First Line: Championship Standings - Second Line: Ranking Progression

These data/results cannot be reproduced, stored and/or transmitted in whole or in part by any manner of electronic, mechanical, photocopying, recording, broadcasting or otherwise now known or herein after developed without the previous express consent by the copyright owner, except for reproduction in daily press and regular printed publications on sale to the public within 60 days of the event related to those data/results and always provided that copyright symbol appears together as follows below.

© DORNA WSBK ORGANIZATION Srl 2023