

Grand Ridge Australian Round, 24-26 February 2023
Results Free Practice 2nd Session

No.	Rider	Nat	Team	Bike	Time	Gap	Rel.	Laps	Speed	
									Avg	Max
1	11 N. BULEGA	ITA	Aruba Racing WorldSSP Team	Ducati Panigale V2	1'32.852			24	172,339	286,5
2	62 S. MANZI	ITA	Ten Kate Racing Yamaha	Yamaha YZF R6	1'33.362	0.510	0.510	20	171,397	282,0
3	29 N. SPINELLI	ITA	VFT Racing Yamaha	Yamaha YZF R6	1'33.876	1.024	0.514	15	170,459	282,0
4	61 C. ONCU	TUR	Kawasaki Puccetti Racing	Kawasaki ZX-6R	1'33.975	1.123	0.099	18	170,279	289,5
5	28 G. VAN STRAALEN	NED	EAB Racing Team	Yamaha YZF R6	1'34.075	1.223	0.100	19	170,098	279,8
6	64 F. CARICASULO	ITA	Althea Racing Team	Ducati Panigale V2	1'34.226	1.374	0.151	19	169,826	283,5
7	3 R. DE ROSA	ITA	Orelac Racing Verdatura	Ducati Panigale V2	1'34.258	1.406	0.032	22	169,768	279,8
8	23 M. SCHROETTER	GER	MV Agusta Reparto Corse	MV Agusta F3 800 RR	1'34.315	1.463	0.057	18	169,665	285,0
9	66 N. TUULI	FIN	Dynavolt Triumph	Triumph Street Triple RS 765	1'34.354	1.502	0.039	17	169,595	281,3
10	55 Y. MONTELLA	ITA	Barni Spark Racing Team	Ducati Panigale V2	1'34.375	1.523	0.021	3	169,558	282,0
11	9 J. NAVARRO	ESP	Ten Kate Racing Yamaha	Yamaha YZF R6	1'34.634	1.782	0.259	17	169,094	279,1
12	99 A. HUERTAS	ESP	MTM Kawasaki	Kawasaki ZX-6R	1'34.791	1.939	0.157	12	168,813	288,0
13	94 V. DEBISE	FRA	GMT94 Yamaha	Yamaha YZF R6	1'34.851	1.999	0.060	18	168,707	279,8
14	24 A. WONGTHANANON	THA	Yamaha Thailand Racing Team	Yamaha YZF R6	1'34.962	2.110	0.111	19	168,510	280,5
15	32 O. BAYLISS	AUS	D34G Racing	Ducati Panigale V2	1'34.997	2.145	0.035	19	168,447	275,5
16	19 A. MANTOVANI	ITA	Evan Bros. WorldSSP Yamaha Team	Yamaha YZF R6	1'35.070	2.218	0.073	19	168,318	285,0
17	54 B. SOFUOGLU	TUR	MV Agusta Reparto Corse	MV Agusta F3 800 RR	1'35.410	2.558	0.340	18	167,718	287,2
18	51 A. SARMOON	THA	Yamaha Thailand Racing Team	Yamaha YZF R6	1'35.523	2.671	0.113	18	167,520	284,2
19	17 J. MCPHEE	GBR	Vince64 by Puccetti Racing	Kawasaki ZX-6R	1'35.789	2.937	0.266	19	167,055	279,8
20	4 H. TRUELOVE	GBR	Dynavolt Triumph	Triumph Street Triple RS 765	1'36.367	3.515	0.578	18	166,053	281,3
21	7 A. NORRODIN	MAS	PETRONAS MIE MS Racing HONDA Team	Honda CBR600RR	1'36.880	4.028	0.513	16	165,173	272,0
22	95 T. MACKENZIE	GBR	PETRONAS MIE MS Racing HONDA Team	Honda CBR600RR	1'39.123	6.271	2.243	6	161,436	262,1

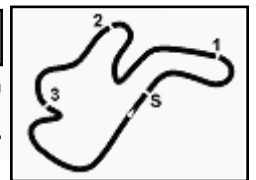
AIR	Humidity:	31%	Temp:	32°C
TRACK	Condition:	Dry	Temp:	47°C

Records	Pole	(SP)	2020	A.Locatelli	1'32.176	173,600	Km/h
	Race	(RC)	2018	S.Cortese	1'33.072	171,930	Km/h
	All Times	(SP)	2020	A.Locatelli	1'32.176	173,600	Km/h

Start 15:00 End 15:49 The results are provisional until the end of the time limit for protests and appeals and the completion of the technical checks.

These data/results cannot be reproduced, stored and/or transmitted in whole or in part by any manner of electronic, mechanical, photocopying, recording, broadcasting or otherwise now known or herein after developed without the previous express consent by the copyright owner, except for reproduction in daily press and regular printed publications on sale to the public within 60 days of the event related to those data/results and always provided that copyright symbol appears together as follows below.

© DORNA WSBK ORGANIZATION Srl 2023



Grand Ridge Australian Round, 24-26 February 2023
Results Free Practice 2nd Session

Session Highlights

Local Time	No. Rider	Description
15.00.00		Start
15.00.02		WorldSSP Pit Intervention Time: 1min 18secs
15.03.48	95 T. MACKENZIE	Crashed - Turn 10
15.06.17	55 Y. MONTELLA	Crashed - Turn 6
15.10.19	28 G. VAN STRAALLEN	Lap Cancelled [1'35.750] - Yellow Flag - Turn 10
15.10.24	32 O. BAYLISS	Lap Cancelled [1'35.786] - Yellow Flag - Turn 10
15.10.29	11 N. BULEGA	Lap Cancelled [1'33.794] - Yellow Flag - Turn 10
15.10.34	3 R. DE ROSA	Lap Cancelled [1'34.898] - Yellow Flag - Turn 10
15.10.39	94 V. DEBISE	Lap Cancelled [1'35.991] - Yellow Flag - Turn 10
15.11.18	17 J. MCPHEE	Lap Cancelled [1'36.288] - Yellow Flag - Turn 6
15.11.23	62 S. MANZI	Lap Cancelled [1'35.881] - Yellow Flag - Turn 6
15.11.28	4 H. TRUELOVE	Lap Cancelled [1'59.712] - Yellow Flag - Turn 6
15.11.33	66 N. TUULI	Lap Cancelled [1'34.870] - Yellow Flag - Turn 6
15.11.38	28 G. VAN STRAALLEN	Lap Cancelled [1'39.027] - Yellow Flag - Turn 6
15.11.43	32 O. BAYLISS	Lap Cancelled [1'35.489] - Yellow Flag - Turn 6
15.11.48	11 N. BULEGA	Lap Cancelled [1'33.908] - Yellow Flag - Turn 6
15.11.53	3 R. DE ROSA	Lap Cancelled [1'34.898] - Yellow Flag - Turn 6
15.11.58	94 V. DEBISE	Lap Cancelled [1'45.230] - Yellow Flag - Turn 6
15.30.44	51 A. SARMOON	On the Gravel - Re-Joined - Turn 4
15.36.23	99 A. HUERTAS	Crashed - Turn 10
15.39.04	4 H. TRUELOVE	Lap Cancelled [1'36.143] - Yellow Flag - Turn 10
15.39.09	94 V. DEBISE	Lap Cancelled [1'34.839] - Yellow Flag - Turn 10
15.39.14	4 H. TRUELOVE	Lap Cancelled [1'36.143] - Yellow Flag - Turn 10
15.39.19	94 V. DEBISE	Lap Cancelled [1'34.839] - Yellow Flag - Turn 10
15.41.51	32 O. BAYLISS	Lap Cancelled [1'34.667] - Exceeded Track Limits - Turn 12
15.45.52	64 F. CARICASULO	Crashed - Turn 10
15.49.11	17 J. MCPHEE	Lap Cancelled [1'36.731] - Yellow Flag - Turn 10
15.49.44		End Of Session

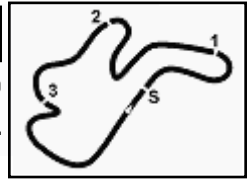
Fastest Laps Sequence

No.	Rider	Nat	Team	Bike	Local Time	Time	Gap	Avg
94	V. DEBISE	FRA	GMT94 Yamaha	Yamaha YZF R6	15:03'27.816	1'36.085		166,540
99	A. HUERTAS	ESP	MTM Kawasaki	Kawasaki ZX-6R	15:03'35.005	1'35.637	-0.448	167,320
55	Y. MONTELLA	ITA	Barni Spark Racing Team	Ducati Panigale V2	15:03'37.113	1'35.629	-0.008	167,334
23	M. SCHROETTER	GER	MV Agusta Reparto Corse	MV Agusta F3 800 RR	15:03'38.872	1'34.967	-0.662	168,501
61	C. ONCU	TUR	Kawasaki Puccetti Racing	Kawasaki ZX-6R	15:03'41.987	1'34.523	-0.444	169,292
62	S. MANZI	ITA	Ten Kate Racing Yamaha	Yamaha YZF R6	15:04'00.445	1'33.389	-1.134	171,348
11	N. BULEGA	ITA	Aruba Racing WorldSSP Team	Ducati Panigale V2	15:39'23.102	1'32.852	-0.537	172,339

Start 15:00 End 15:49 The results are provisional until the end of the time limit for protests and appeals and the completion of the technical checks.

These data/results cannot be reproduced, stored and/or transmitted in whole or in part by any manner of electronic, mechanical, photocopying, recording, broadcasting or otherwise now known or herein after developed without the previous express consent by the copyright owner, except for reproduction in daily press and regular printed publications on sale to the public within 60 days of the event related to those data/results and always provided that copyright symbol appears together as follows below.

© DORNA WSBK ORGANIZATION Srl 2023

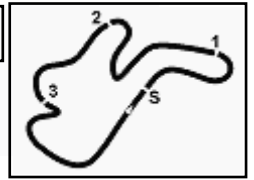

Grand Ridge Australian Round, 24-26 February 2023
Free Practices Combined Results after FP2

No.	Rider	Nat	Team	Bike	FP1	FP2	Time	Gap	Rel.	Avg	LL
1	11 N. BULEGA	ITA	Aruba Racing WorldSSP Team	Ducati Panigale V2	1'33.593	1'32.852	1'32.852			172,339	48
2	62 S. MANZI	ITA	Ten Kate Racing Yamaha	Yamaha YZF R6	1'33.514	1'33.362	1'33.362	0.510	0.510	171,397	39
3	99 A. HUERTAS	ESP	MTM Kawasaki	Kawasaki ZX-6R	1'33.741	1'34.791	1'33.741	0.889	0.379	170,704	27
4	64 F. CARICASULO	ITA	Althea Racing Team	Ducati Panigale V2	1'33.755	1'34.226	1'33.755	0.903	0.014	170,679	42
5	29 N. SPINELLI	ITA	VFT Racing Yamaha	Yamaha YZF R6	1'34.283	1'33.876	1'33.876	1.024	0.121	170,459	33
6	61 C. ONCU	TUR	Kawasaki Puccetti Racing	Kawasaki ZX-6R	1'34.044	1'33.975	1'33.975	1.123	0.099	170,279	31
7	23 M. SCHROETTER	GER	MV Agusta Reparto Corse	MV Agusta F3 800 RR	1'34.051	1'34.315	1'34.051	1.199	0.076	170,142	35
8	28 G. VAN STRAALEN	NED	EAB Racing Team	Yamaha YZF R6	1'34.253	1'34.075	1'34.075	1.223	0.024	170,098	40
9	94 V. DEBISE	FRA	GMT94 Yamaha	Yamaha YZF R6	1'34.147	1'34.851	1'34.147	1.295	0.072	169,968	41
10	32 D. BAYLISS	AUS	D34G Racing	Ducati Panigale V2	1'34.236	1'34.997	1'34.236	1.384	0.089	169,808	41
11	3 R. DE ROSA	ITA	Orelac Racing Verdatura	Ducati Panigale V2	1'34.532	1'34.258	1'34.258	1.406	0.022	169,768	41
12	66 N. TUULI	FIN	Dynavolt Triumph	Triumph Street Triple RS 765	1'34.282	1'34.354	1'34.282	1.430	0.024	169,725	36
13	55 Y. MONTELLA	ITA	Barni Spark Racing Team	Ducati Panigale V2	1'34.289	1'34.375	1'34.289	1.437	0.007	169,712	24
14	9 J. NAVARRO	ESP	Ten Kate Racing Yamaha	Yamaha YZF R6	1'34.702	1'34.634	1'34.634	1.782	0.345	169,094	38
15	24 A. WONGTHANANON	THA	Yamaha Thailand Racing Team	Yamaha YZF R6	1'35.235	1'34.962	1'34.962	2.110	0.328	168,510	34
16	19 A. MANTOVANI	ITA	Evan Bros. WorldSSP Yamaha Team	Yamaha YZF R6	1'34.984	1'35.070	1'34.984	2.132	0.022	168,470	40
17	54 B. SOFUOGLU	TUR	MV Agusta Reparto Corse	MV Agusta F3 800 RR	1'35.689	1'35.410	1'35.410	2.558	0.426	167,718	39
18	51 A. SARMOON	THA	Yamaha Thailand Racing Team	Yamaha YZF R6	1'37.094	1'35.523	1'35.523	2.671	0.113	167,520	37
19	17 J. MCPHEE	GBR	Vince64 by Puccetti Racing	Kawasaki ZX-6R	1'36.029	1'35.789	1'35.789	2.937	0.266	167,055	36
20	4 H. TRUELOVE	GBR	Dynavolt Triumph	Triumph Street Triple RS 765	1'36.297	1'36.367	1'36.297	3.445	0.508	166,173	39
21	7 A. NORRODIN	MAS	PETRONAS MIE MS Racing HONDA Team	Honda CBR600RR	1'36.488	1'36.880	1'36.488	3.636	0.191	165,844	34
22	95 T. MACKENZIE	GBR	PETRONAS MIE MS Racing HONDA Team	Honda CBR600RR	1'36.873	1'39.123	1'36.873	4.021	0.385	165,185	20

24/02/2023

These data/results cannot be reproduced, stored and/or transmitted in whole or in part by any manner of electronic, mechanical, photocopying, recording, broadcasting or otherwise now known or herein after developed without the previous express consent by the copyright owner, except for reproduction in daily press and regular printed publications on sale to the public within 60 days of the event related to those data/results and always provided that copyright symbol appears together as follows below.

© DORNA WSBK ORGANIZATION Srl 2023



Grand Ridge Australian Round, 24-26 February 2023
Best Sectors & Speed Free Practice 2nd Session

Phillip Island 4.445 m

BEST LAP		
1	11 N. BULEGA	Ducati Panigale V2 1'32.852
2	62 S. MANZI	Yamaha YZF R6 1'33.362
3	29 N. SPINELLI	Yamaha YZF R6 1'33.876
4	61 C. ONCU	Kawasaki ZX-6R 1'33.975
5	28 G. VAN STRAALEN	Yamaha YZF R6 1'34.075
6	64 F. CARICASULO	Ducati Panigale V2 1'34.226
7	3 R. DE ROSA	Ducati Panigale V2 1'34.258
8	23 M. SCHROETTER	MV Agusta F3 800 RR 1'34.315
9	66 N. TUULI	Triumph Street Triple RS 765 1'34.354
10	55 Y. MONTELLA	Ducati Panigale V2 1'34.375
11	9 J. NAVARRO	Yamaha YZF R6 1'34.634
12	99 A. HUERTAS	Kawasaki ZX-6R 1'34.791
13	94 V. DEBISE	Yamaha YZF R6 1'34.851
14	24 A. WONGTHANANON	Yamaha YZF R6 1'34.962
15	32 D. BAYLISS	Ducati Panigale V2 1'34.997
16	19 A. MANTOVANI	Yamaha YZF R6 1'35.070
17	54 B. SOFUOGLU	MV Agusta F3 800 RR 1'35.410
18	51 A. SARMOON	Yamaha YZF R6 1'35.523
19	17 J. MCPHEE	Kawasaki ZX-6R 1'35.789
20	4 H. TRUELOVE	Triumph Street Triple RS 765 1'36.367
21	7 A. NORRODIN	Honda CBR600RR 1'36.880
22	95 T. MACKENZIE	Honda CBR600RR 1'39.123

SPEED		
1	61 C. ONCU	Kawasaki ZX-6R 289,5
2	99 A. HUERTAS	Kawasaki ZX-6R 288,0
3	54 B. SOFUOGLU	MV Agusta F3 800 RR 287,2
4	11 N. BULEGA	Ducati Panigale V2 286,5
5	19 A. MANTOVANI	Yamaha YZF R6 285,0
6	23 M. SCHROETTER	MV Agusta F3 800 RR 285,0
7	51 A. SARMOON	Yamaha YZF R6 284,2
8	64 F. CARICASULO	Ducati Panigale V2 283,5
9	62 S. MANZI	Yamaha YZF R6 282,0
10	55 Y. MONTELLA	Ducati Panigale V2 282,0
11	29 N. SPINELLI	Yamaha YZF R6 282,0
12	4 H. TRUELOVE	Triumph Street Triple RS 765 281,3
13	66 N. TUULI	Triumph Street Triple RS 765 281,3
14	24 A. WONGTHANANON	Yamaha YZF R6 280,5
15	94 V. DEBISE	Yamaha YZF R6 279,8
16	17 J. MCPHEE	Kawasaki ZX-6R 279,8
17	28 G. VAN STRAALEN	Yamaha YZF R6 279,8
18	3 R. DE ROSA	Ducati Panigale V2 279,8
19	9 J. NAVARRO	Yamaha YZF R6 279,1
20	32 D. BAYLISS	Ducati Panigale V2 275,5
21	7 A. NORRODIN	Honda CBR600RR 272,0
22	95 T. MACKENZIE	Honda CBR600RR 262,1

SEG. 1	
1	62 S. MANZI 22.209
2	29 N. SPINELLI 22.259
3	61 C. ONCU 22.261
4	11 N. BULEGA 22.297
5	55 Y. MONTELLA 22.374
6	28 G. VAN STRAALEN 22.401
7	66 N. TUULI 22.490
8	3 R. DE ROSA 22.511
9	99 A. HUERTAS 22.520
10	94 V. DEBISE 22.568
11	64 F. CARICASULO 22.570
12	9 J. NAVARRO 22.571
13	19 A. MANTOVANI 22.621
14	24 A. WONGTHANANON 22.648
15	32 D. BAYLISS 22.674
16	23 M. SCHROETTER 22.701
17	51 A. SARMOON 22.777
18	54 B. SOFUOGLU 22.798
19	17 J. MCPHEE 22.806
20	7 A. NORRODIN 23.070
21	4 H. TRUELOVE 23.142
22	95 T. MACKENZIE 23.406

SEG. 2	
1	11 N. BULEGA 26.837
2	62 S. MANZI 27.024
3	61 C. ONCU 27.222
4	32 D. BAYLISS 27.254
5	66 N. TUULI 27.302
6	64 F. CARICASULO 27.310
7	99 A. HUERTAS 27.333
8	29 N. SPINELLI 27.355
9	23 M. SCHROETTER 27.364
10	28 G. VAN STRAALEN 27.371
11	94 V. DEBISE 27.423
12	9 J. NAVARRO 27.438
13	3 R. DE ROSA 27.440
14	24 A. WONGTHANANON 27.500
15	19 A. MANTOVANI 27.504
16	55 Y. MONTELLA 27.551
17	51 A. SARMOON 27.694
18	54 B. SOFUOGLU 27.704
19	17 J. MCPHEE 27.775
20	4 H. TRUELOVE 27.827
21	7 A. NORRODIN 28.199
22	95 T. MACKENZIE 28.502

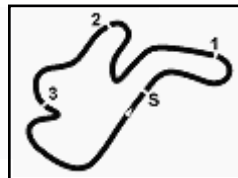
SEG. 3	
1	11 N. BULEGA 17.707
2	62 S. MANZI 17.769
3	29 N. SPINELLI 17.836
4	28 G. VAN STRAALEN 17.875
5	64 F. CARICASULO 17.879
6	3 R. DE ROSA 17.925
7	23 M. SCHROETTER 17.949
8	66 N. TUULI 17.956
9	32 D. BAYLISS 18.019
10	61 C. ONCU 18.023
11	9 J. NAVARRO 18.056
12	99 A. HUERTAS 18.058
13	55 Y. MONTELLA 18.066
14	24 A. WONGTHANANON 18.067
15	19 A. MANTOVANI 18.068
16	94 V. DEBISE 18.077
17	54 B. SOFUOGLU 18.091
18	17 J. MCPHEE 18.202
19	51 A. SARMOON 18.248
20	4 H. TRUELOVE 18.420
21	7 A. NORRODIN 18.482
22	95 T. MACKENZIE 18.753

SEG. 4	
1	11 N. BULEGA 25.982
2	62 S. MANZI 26.120
3	28 G. VAN STRAALEN 26.153
4	23 M. SCHROETTER 26.228
5	64 F. CARICASULO 26.231
6	3 R. DE ROSA 26.246
7	99 A. HUERTAS 26.298
8	61 C. ONCU 26.310
9	29 N. SPINELLI 26.316
10	66 N. TUULI 26.339
11	32 D. BAYLISS 26.344
12	55 Y. MONTELLA 26.384
13	9 J. NAVARRO 26.389
14	19 A. MANTOVANI 26.402
15	24 A. WONGTHANANON 26.521
16	17 J. MCPHEE 26.538
17	94 V. DEBISE 26.555
18	54 B. SOFUOGLU 26.613
19	51 A. SARMOON 26.635
20	4 H. TRUELOVE 26.655
21	7 A. NORRODIN 26.996
22	95 T. MACKENZIE 27.414

24/02/2023

These data/results cannot be reproduced, stored and/or transmitted in whole or in part by any manner of electronic, mechanical, photocopying, recording, broadcasting or otherwise now known or herein after developed without the previous express consent by the copyright owner, except for reproduction in daily press and regular printed publications on sale to the public within 60 days of the event related to those data/results and always provided that copyright symbol appears together as follows below.

© DORNA WSBK ORGANIZATION Srl 2023



Phillip Island 4.445 m

Grand Ridge Australian Round, 24–26 February 2023
Ideal Times Free Practice 2nd Session

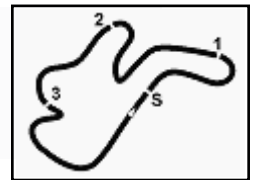
No.	Rider	Nat	Bike	Seg. 1	Seg. 2	Seg. 3	Seg. 4	Ideal Time		
				Diff. 1	Diff. 2	Diff. 3	Diff. 4	Best Lap	Pos.	Diff.
1	11 N. BULEGA	ITA	Ducati Panigale V2	22.297 +0.029	26.837	17.707	25.982	1'32.823 1'32.852	1	0.029
2	62 S. MANZI	ITA	Yamaha YZF R6	22.209	27.024 +0.088	17.769	26.120 +0.152	1'33.122 1'33.362	2	0.240
3	29 N. SPINELLI	ITA	Yamaha YZF R6	22.259	27.355	17.836	26.316 +0.110	1'33.766 1'33.876	3	0.110
4	28 G. VAN STRAALLEN	NED	Yamaha YZF R6	22.401	27.371 +0.152	17.875 +0.123	26.153	1'33.800 1'34.075	5	0.275
5	61 C. ONCU	TUR	Kawasaki ZX-6R	22.261 +0.128	27.222	18.023	26.310 +0.031	1'33.816 1'33.975	4	0.159
6	64 F. CARICASULO	ITA	Ducati Panigale V2	22.570	27.310 +0.072	17.879	26.231 +0.164	1'33.990 1'34.226	6	0.236
7	66 N. TUULI	FIN	Triumph Street Triple RS 765	22.490 +0.056	27.302 +0.049	17.956 +0.047	26.339 +0.115	1'34.087 1'34.354	9	0.267
8	3 R. DE ROSA	ITA	Ducati Panigale V2	22.511	27.440	17.925	26.246 +0.136	1'34.122 1'34.258	7	0.136
9	99 A. HUERTAS	ESP	Kawasaki ZX-6R	22.520 +0.112	27.333 +0.135	18.058 +0.132	26.298 +0.203	1'34.209 1'34.791	12	0.582
10	23 M. SCHROETTER	GER	MV Agusta F3 800 RR	22.701	27.364	17.949 +0.073	26.228	1'34.242 1'34.315	8	0.073
11	32 D. BAYLISS	AUS	Ducati Panigale V2	22.674 +0.060	27.254 +0.303	18.019 +0.117	26.344 +0.226	1'34.291 1'34.997	15	0.706
12	55 Y. MONTELLA	ITA	Ducati Panigale V2	22.374	27.551	18.066	26.384	1'34.375 1'34.375	10	
13	9 J. NAVARRO	ESP	Yamaha YZF R6	22.571 +0.068	27.438 +0.037	18.056	26.389 +0.075	1'34.454 1'34.634	11	0.180
14	19 A. MANTOVANI	ITA	Yamaha YZF R6	22.621	27.504	18.068 +0.248	26.402 +0.227	1'34.595 1'35.070	16	0.475
15	94 V. DEBISE	FRA	Yamaha YZF R6	22.568	27.423 +0.142	18.077 +0.070	26.555 +0.016	1'34.623 1'34.851	13	0.228
16	24 A. WONGTHANANON	THA	Yamaha YZF R6	22.648 +0.121	27.500 +0.084	18.067	26.521 +0.021	1'34.736 1'34.962	14	0.226
17	54 B. SOFUOGLU	TUR	MV Agusta F3 800 RR	22.798	27.704 +0.146	18.091 +0.058	26.613	1'35.206 1'35.410	17	0.204
18	17 J. MCPHEE	GBR	Kawasaki ZX-6R	22.806 +0.015	27.775 +0.070	18.202 +0.133	26.538 +0.250	1'35.321 1'35.789	19	0.468
19	51 A. SARMOON	THA	Yamaha YZF R6	22.777	27.694	18.248	26.635 +0.169	1'35.354 1'35.523	18	0.169
20	4 H. TRUVELOVE	GBR	Triumph Street Triple RS 765	23.142 +0.230	27.827 +0.047	18.420 +0.046	26.655	1'36.044 1'36.367	20	0.323
21	7 A. NORRODIN	MAS	Honda CBR600RR	23.070	28.199 +0.011	18.482 +0.026	26.996 +0.096	1'36.747 1'36.880	21	0.133
22	95 T. MACKENZIE	GBR	Honda CBR600RR	23.406 +0.077	28.502 +0.618	18.753 +0.233	27.414 +0.120	1'38.075 1'39.123	22	1.048
Overall Ideal Time				22.209	26.837	17.707	25.982	1'32.735		

24/02/2023

These data/results cannot be reproduced, stored and/or transmitted in whole or in part by any manner of electronic, mechanical, photocopying, recording, broadcasting or otherwise now known or herein after developed without the previous express consent by the copyright owner, except for reproduction in daily press and regular printed publications on sale to the public within 60 days of the event related to those data/results and always provided that copyright symbol appears together as follows below.

© DORNA WSBK ORGANIZATION Srl 2023

FIGR PERUGIA TIMING

Phillip Island 4.445 m

Grand Ridge Australian Round, 24-26 February 2023
Chronological Analysis Free Practice 2nd Session

4 / 4

12	26.108	31.421	20.930	28.191	1'46.650	264,7	15:29'47.862
13	23.130	39.472	20.371	28.308	1'51.281	270,0	15:31'39.143
14	23.026	27.826	18.525	26.701	1'36.078	274,8	15:33'15.221
15	22.884	27.799	18.357	26.635	1'35.675	276,9	15:34'50.896
16	22.976	27.922	18.491	4'52.056	6'01.445P	276,9	15:40'52.341
17	39.936	31.156	20.042	32.174	2'03.308P		15:42'55.649
18	22.777	27.694	18.248	26.804	1'35.523	279,8	15:44'31.172
19	22.955	27.774	18.354	26.799	1'35.882	272,7	15:46'07.054

8	37.732	28.821	18.585	27.133	1'52.271P		15:23'56.776
9	23.389	28.446	18.544	27.261	1'37.640	263,4	15:25'34.416
10	23.509	28.530	18.586	27.606	1'38.231	262,1	15:27'12.647
11	23.395	28.369	18.597	27.378	1'37.739	263,4	15:28'50.386
12	23.467	31.046	18.688	27.246	1'40.447	264,7	15:30'30.833
13	23.276	28.309	18.646	27.161	1'37.392	268,7	15:32'08.225
14	23.663	28.964	18.815	7'35.370	8'46.812P	269,3	15:40'55.037
15	36.365	28.655	18.674	27.213	1'50.907P		15:42'45.944
16	23.070	28.210	18.508	27.092	1'36.880	268,7	15:44'22.824
17	23.370	34.206	18.552	27.396	1'43.524	267,3	15:46'06.348

19° 17 J. MCPHEE [1'35.789]

Lap	Seg1	Seg2	Seg3	Seg4	Lap Time	km/h	Local Time
1							15:00'27.268
2	34.388	28.929	18.691	27.294	1'49.302P		15:02'16.570
3	23.056	27.982	18.433	26.856	1'36.327	277,6	15:03'52.897
4	22.925	27.925	18.552	26.947	1'36.349	274,1	15:05'29.246
5	22.955	28.150	18.343	26.840	1'36.288C	273,4	15:07'05.534
6	23.088	28.957	19.091	27.834	1'38.970	274,8	15:08'44.504
7	22.937	27.775	18.414	26.870	1'35.996	277,6	15:10'20.500
8	22.937	27.915	18.453	26.882	1'36.187	279,8	15:11'56.687
9	23.761	29.012	19.119	14'46.269	15'58.161P	274,8	15:27'54.848
10	38.924	38.530	19.538	30.888	2'07.880P		15:30'02.728
11	23.048	28.174	18.202	26.538	1'35.962	272,7	15:31'38.690
12	23.011	27.931	18.459	26.778	1'36.179	276,9	15:33'14.869
13	22.821	27.845	18.335	26.788	1'35.789	273,4	15:34'50.658
14	22.918	27.915	18.394	26.908	1'36.135	274,1	15:36'26.793
15	23.123	37.531	19.687	27.526	1'47.867	276,2	15:38'14.660
16	22.806	28.151	18.605	27.015	1'36.577	279,8	15:39'51.237
17	23.571	28.182	18.471	26.896	1'37.120	274,8	15:41'28.357
18	23.070	28.236	18.489	27.012	1'36.807	274,8	15:43'05.164
19	22.938	27.898	18.501	26.952	1'36.289	275,5	15:44'41.453
20	23.099	27.994	18.550	27.088	1'36.731C	274,1	15:46'18.184

22° 95 T. MACKENZIE [1'39.123]

Lap	Seg1	Seg2	Seg3	Seg4	Lap Time	km/h	Local Time
1							15:00'29.175
2	33.948	29.202	19.072	27.414	1'49.636P		15:02'18.811
3	23.406	28.502	18.753	32'56.472	34'07.133P	262,1	15:36'25.944
4	1'00.419	32.899	20.514	2'25.910	4'19.742P		15:40'45.686
5	47.137	30.749	20.096	28.425	2'06.407P		15:42'52.093
6	23.781	29.048	18.935	27.721	1'39.485	252,9	15:44'31.578
7	23.483	29.120	18.986	27.534	1'39.123	253,5	15:46'10.701

20° 4 H. TRUELOVE [1'36.367]

Lap	Seg1	Seg2	Seg3	Seg4	Lap Time	km/h	Local Time
1							15:00'10.017
2	34.641	28.137	18.739	27.315	1'48.832P		15:01'58.849
3	23.557	27.912	18.439	26.723	1'36.631	273,4	15:03'35.480
4	23.374	27.904	18.658	26.736	1'36.672	272,7	15:05'12.152
5	38.208	36.118	18.564	26.822	1'59.712C	276,2	15:07'11.864
6	23.201	29.216	18.576	26.862	1'37.855	281,3	15:08'49.719
7	23.298	28.029	18.474	27.020	1'36.821	272,7	15:10'26.540
8	23.358	28.242	18.979	7'42.336	8'52.915P	271,4	15:19'19.455
9	42.074	28.304	18.542	27.245	1'56.165P		15:21'15.620
10	23.237	28.112	18.667	26.892	1'36.908	276,2	15:22'52.528
11	23.378	28.085	18.544	26.853	1'36.860	270,7	15:24'29.388
12	23.496	28.423	18.929	7'49.853	9'00.701P	269,3	15:33'30.089
13	35.633	28.315	18.420	31.550	1'53.918P		15:35'24.007
14	23.152	27.827	18.453	26.711	1'36.143C	272,7	15:37'00.150
15	24.482	30.202	18.727	30.814	1'44.225	274,8	15:38'44.375
16	23.153	27.964	18.534	26.835	1'36.486	273,4	15:40'20.861
17	23.372	27.874	18.466	26.655	1'36.367	272,0	15:41'57.228
18	23.142	27.904	18.473	26.908	1'36.427	274,1	15:43'33.655
19	23.145	32.811	18.937	26.844	1'41.737	272,7	15:45'15.392

21° 7 A. NORRODIN [1'36.880]

Lap	Seg1	Seg2	Seg3	Seg4	Lap Time	km/h	Local Time
1							15:00'05.787
2	36.629	29.496	18.886	29.856	1'54.867P		15:02'00.654
3	23.454	28.511	18.591	27.182	1'37.738	268,0	15:03'38.392
4	23.185	28.393	18.580	26.996	1'37.154	270,7	15:05'15.546
5	23.533	28.535	18.702	27.003	1'37.773	270,0	15:06'53.319
6	23.630	28.199	18.482	27.032	1'37.343	272,0	15:08'30.662
7	23.474	43.886	18.799	12'07.684	13'33.843P	265,4	15:22'04.505

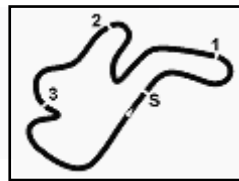
24/02/2023

P = Pits In/Out - C = Lap Time Cancelled

These data/results cannot be reproduced, stored and/or transmitted in whole or in part by any manner of electronic, mechanical, photocopying, recording, broadcasting or otherwise now known or herein after developed without the previous express consent by the copyright owner, except for reproduction in daily press and regular printed publications on sale to the public within 60 days of the event related to those data/results and always provided that copyright symbol appears together as follows below.

© DORNA WSBK ORGANIZATION Srl 2023





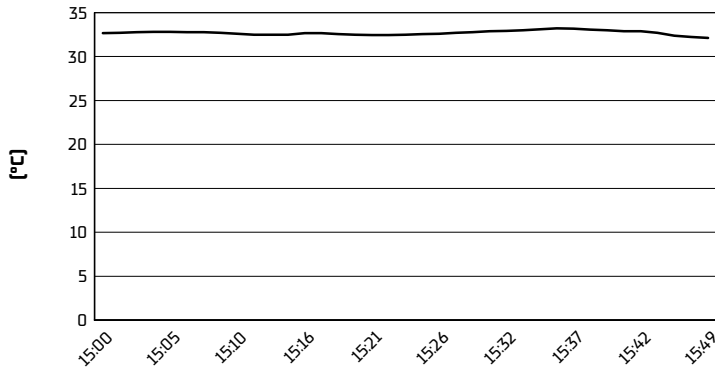
Phillip Island 4.445 m

Grand Ridge Australian Round, 24-26 February 2023

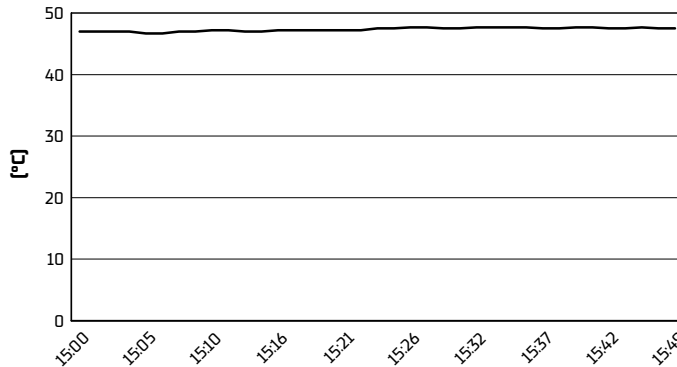
Weather Report Free Practice 2nd Session

Session started 15:00 - Session ended 15:49

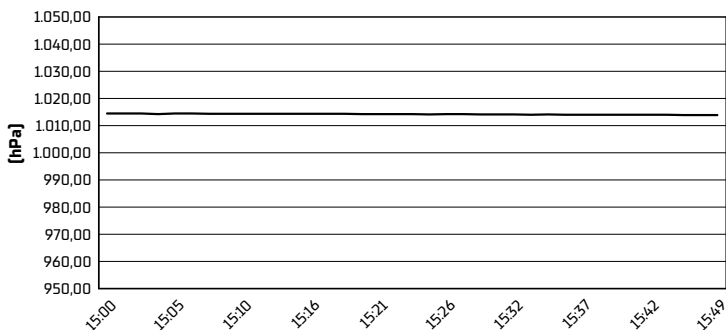
Air Temperature



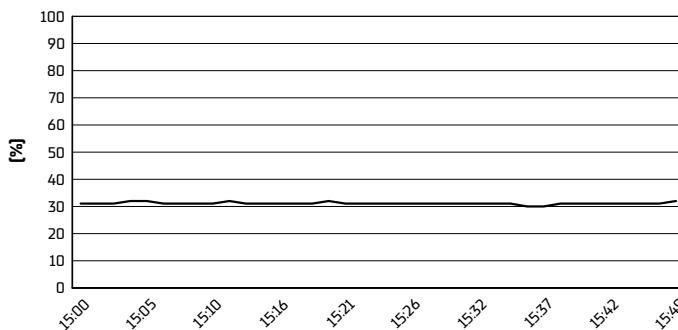
Track Temperature



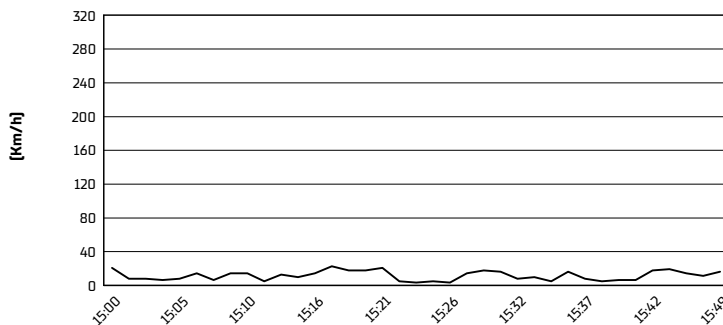
Air Pressure



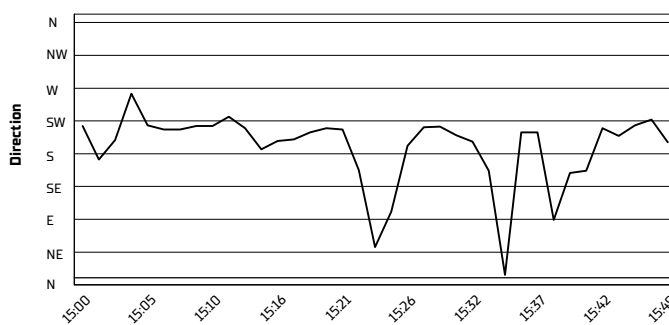
Humidity



Wind Speed



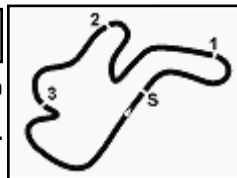
Wind Direction



24/02/2023

These data/results cannot be reproduced, stored and/or transmitted in whole or in part by any manner of electronic, mechanical, photocopying, recording, broadcasting or otherwise now known or herein after developed without the previous express consent by the copyright owner, except for reproduction in daily press and regular printed publications on sale to the public within 60 days of the event related to those data/results and always provided that copyright symbol appears together as follows below.

© DORNA WSBK ORGANIZATION Srl 2023



Phillip Island 4.445 m

Grand Ridge Australian Round, 24-26 February 2023
Best Laps & Speeds

No.	Rider Bike	Nat	Best Lap		FP1		FP2											
			LL	SPD	LL	SPD	LL	SPD										
1	11 N. BULEGA Ducati Panigale V2	ITA	1'32.852 48 286,4		1'33.593 24 285,7		1'32.852 24 286,4											
2	62 S. MANZI Yamaha YZF R6	ITA	1'33.362 39 281,9		1'33.514 19 281,2		1'33.362 20 281,9											
3	99 A. HUERTAS Kawasaki ZX-6R	ESP	1'33.741 27 288,0		1'33.741 15 283,4		1'34.791 12 288,0											
4	64 F. CARICASULO Ducati Panigale V2	ITA	1'33.755 42 288,0		1'33.755 23 288,0		1'34.226 19 283,4											
5	29 N. SPINELLI Yamaha YZF R6	ITA	1'33.876 33 281,9		1'34.283 18 278,3		1'33.876 15 281,9											
6	61 C. ONCU Kawasaki ZX-6R	TUR	1'33.975 31 289,5		1'34.044 13 288,0		1'33.975 18 289,5											
7	23 M. SCHROETTER MV Agusta F3 800 RR	GER	1'34.051 35 290,3		1'34.051 17 290,3		1'34.315 18 284,9											
8	28 G. VAN STRAALLEN Yamaha YZF R6	NED	1'34.075 40 281,9		1'34.253 21 281,9		1'34.075 19 279,7											
9	94 V. DEBISE Yamaha YZF R6	FRA	1'34.147 41 283,4		1'34.147 23 283,4		1'34.851 18 279,7											
10	32 D. BAYLISS Ducati Panigale V2	AUS	1'34.236 41 278,3		1'34.236 22 278,3		1'34.997 19 275,5											
11	3 R. DE ROSA Ducati Panigale V2	ITA	1'34.258 41 279,7		1'34.532 19 279,7		1'34.258 22 279,7											
12	66 N. TUULI Triumph Street Triple RS 765	FIN	1'34.282 36 281,2		1'34.282 19 280,5		1'34.354 17 281,2											
13	55 Y. MONTELLA Ducati Panigale V2	ITA	1'34.289 24 281,9		1'34.289 21 281,2		1'34.375 3 281,9											
14	9 J. NAVARRO Yamaha YZF R6	ESP	1'34.634 38 279,0		1'34.702 21 278,3		1'34.634 17 279,0											
15	24 A. WONGTHANANON Yamaha YZF R6	THA	1'34.962 34 280,5		1'35.235 15 278,3		1'34.962 19 280,5											
16	19 A. MANTOVANI Yamaha YZF R6	ITA	1'34.984 40 284,9		1'34.984 21 279,0		1'35.070 19 284,9											
17	54 B. SOFUOGLU MV Agusta F3 800 RR	TUR	1'35.410 39 287,2		1'35.689 21 284,9		1'35.410 18 287,2											
18	51 A. SARMOON Yamaha YZF R6	THA	1'35.523 37 284,2		1'37.094 19 277,6		1'35.523 18 284,2											
19	17 J. MCPHEE Kawasaki ZX-6R	GBR	1'35.789 36 280,5		1'36.029 17 280,5		1'35.789 19 279,7											
20	4 H. TRUELOVE Triumph Street Triple RS 765	GBR	1'36.297 39 281,2		1'36.297 21 279,0		1'36.367 18 281,2											
21	7 A. NORRODIN Honda CBR600RR	MAS	1'36.488 34 272,7		1'36.488 18 272,7		1'36.880 16 272,0											
22	95 T. MACKENZIE Honda CBR600RR	GBR	1'36.873 20 267,3		1'36.873 14 267,3		1'39.123 6 262,1											

24/02/2023

These data/results cannot be reproduced, stored and/or transmitted in whole or in part by any manner of electronic, mechanical, photocopying, recording, broadcasting or otherwise now known or herein after developed without the previous express consent by the copyright owner, except for reproduction in daily press and regular printed publications on sale to the public within 60 days of the event related to those data/results and always provided that copyright symbol appears together as follows below.

© DORNA WSBK ORGANIZATION Srl 2023

FICR PERUGIA TIMING

