

**Grand Ridge Australian Round, 24-26 February 2023**  
**Results Tissot Superpole**

No.	Rider	Nat	Team	Bike	Time	Gap	Rel.	Laps	Speed	
									Avg	Max
1	<b>62 S. MANZI</b>	ITA	Ten Kate Racing Yamaha	Yamaha YZF R6	<b>1'32.814</b>			7	172,409	<b>275,5</b>
2	<b>61 C. ONCU</b>	TUR	Kawasaki Puccetti Racing	Kawasaki ZX-6R	<b>1'33.058</b>	0.244	0.244	7	171,957	<b>279,8</b>
3	<b>55 Y. MONTELLA</b>	ITA	Barni Spark Racing Team	Ducati Panigale V2	<b>1'33.076</b>	0.262	0.018	8	171,924	<b>279,1</b>
4	<b>11 N. BULEGA</b>	ITA	Aruba Racing WorldSSP Team	Ducati Panigale V2	<b>1'33.090</b>	0.276	0.014	7	171,898	<b>280,5</b>
5	<b>29 N. SPINELLI</b>	ITA	VFT Racing Yamaha	Yamaha YZF R6	<b>1'33.729</b>	0.915	0.639	7	170,726	<b>268,0</b>
6	<b>23 M. SCHROETTER</b>	GER	MV Agusta Reparto Corse	MV Agusta F3 800 RR	<b>1'33.866</b>	1.052	0.137	11	170,477	<b>275,5</b>
7	<b>28 G. VAN STRAALEN</b>	NED	EAB Racing Team	Yamaha YZF R6	<b>1'33.904</b>	1.090	0.038	8	170,408	<b>280,5</b>
8	<b>99 A. HUERTAS</b>	ESP	MTM Kawasaki	Kawasaki ZX-6R	<b>1'33.952</b>	1.138	0.048	6	170,321	<b>276,2</b>
9	<b>64 F. CARICASULO</b>	ITA	Althea Racing Team	Ducati Panigale V2	<b>1'34.069</b>	1.255	0.117	11	170,109	<b>286,5</b>
10	<b>3 R. DE ROSA</b>	ITA	Orelac Racing Verdunatura	Ducati Panigale V2	<b>1'34.102</b>	1.288	0.033	11	170,050	<b>279,8</b>
11	<b>94 V. DEBISE</b>	FRA	GMT94 Yamaha	Yamaha YZF R6	<b>1'34.156</b>	1.342	0.054	8	169,952	<b>277,6</b>
12	<b>66 N. TUULI</b>	FIN	Dynavolt Triumph	Triumph Street Triple RS 765	<b>1'34.191</b>	1.377	0.035	11	169,889	<b>270,0</b>
13	<b>32 O. BAYLISS</b>	AUS	D34G Racing	Ducati Panigale V2	<b>1'34.659</b>	1.845	0.468	10	169,049	<b>269,3</b>
14	<b>19 A. MANTOVANI</b>	ITA	Evan Bros. WorldSSP Yamaha Team	Yamaha YZF R6	<b>1'34.733</b>	1.919	0.074	6	168,917	<b>274,8</b>
15	<b>9 J. NAVARRO</b>	ESP	Ten Kate Racing Yamaha	Yamaha YZF R6	<b>1'35.048</b>	2.234	0.315	10	168,357	<b>270,0</b>
16	<b>24 A. WONGTHANANON</b>	THA	Yamaha Thailand Racing Team	Yamaha YZF R6	<b>1'35.249</b>	2.435	0.201	12	168,002	<b>279,1</b>
17	<b>54 B. SOFUOGLU</b>	TUR	MV Agusta Reparto Corse	MV Agusta F3 800 RR	<b>1'35.571</b>	2.757	0.322	12	167,436	<b>276,9</b>
18	<b>51 A. SARMOON</b>	THA	Yamaha Thailand Racing Team	Yamaha YZF R6	<b>1'36.837</b>	4.023	1.266	12	165,247	<b>272,7</b>
19	<b>95 T. MACKENZIE</b>	GBR	PETRONAS MIE MS Racing HONDA Team	Honda CBR600RR	<b>1'36.935</b>	4.121	0.098	9	165,080	<b>262,1</b>
20	<b>17 J. MCPHEE</b>	GBR	Vince64 by Puccetti Racing	Kawasaki ZX-6R	<b>1'37.114</b>	4.300	0.179	10	164,775	<b>281,3</b>
<b>Not Qualified</b>										
NQ	<b>7 A. NORRODIN</b>	MAS	PETRONAS MIE MS Racing HONDA Team	Honda CBR600RR	<b>1'38.157</b>	5.343	1.043	7	163,025	<b>268,0</b>
NQ	<b>4 H. TRUELOVE</b>	GBR	Dynavolt Triumph	Triumph Street Triple RS 765	<b>1'38.183</b>	5.369	0.026	12	162,981	<b>270,7</b>

**Qualifying Lap Time (105% of 1'32.814): 1'37.455**

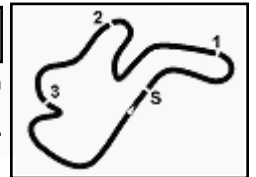
AIR	Humidity:	55%	Temp:	24°C
TRACK	Condition:	Dry	Temp:	25°C

Records	Pole	(SP)	2020	A.Locatelli	1'32.176	173,600	Km/h
	Race	(RC)	2018	S.Cortese	1'33.072	171,930	Km/h
	All Times	(SP)	2020	A.Locatelli	1'32.176	173,600	Km/h

Start 25/02/2023 12:25 End 12:47 The results are provisional until the end of the time limit for protests and appeals and the completion of the technical checks.

These data/results cannot be reproduced, stored and/or transmitted in whole or in part by any manner of electronic, mechanical, photocopying, recording, broadcasting or otherwise now known or herein after developed without the previous express consent by the copyright owner, except for reproduction in daily press and regular printed publications on sale to the public within 60 days of the event related to those data/results and always provided that copyright symbol appears together as follows below.

© DORNA WSBK ORGANIZATION Srl 2023



**Grand Ridge Australian Round, 24-26 February 2023**  
**Results Tissot Superpole**

**Session Highlights**

Local Time	No. Rider	Description
12.22.29		DROPS of RAIN in Sector 1
12.22.35		WHITE FLAG
12.25.00		Start
12.25.45	<b>7 A. NORRODIN</b>	Check Transponder
12.27.40		DROPS of RAIN in Sector 1
12.27.46		DROPS of RAIN in Sector 1 & 4
12.27.52		DROPS of RAIN in All Sectors
12.28.23	<b>9 J. NAVARRO</b>	RACELINK GPS NOT WORKING
12.30.28	<b>64 F. CARICASULO</b>	On Asphalt - Re-Joined - Turn 10
12.31.28	<b>7 A. NORRODIN</b>	BLACK FLAG - Transponder NOT Working
12.40.56	<b>7 A. NORRODIN</b>	Allowed to continue the practice
12.47.07		End Of Session

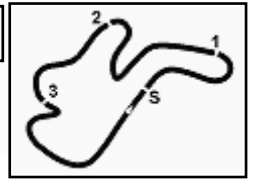
**Fastest Laps Sequence**

No.	Rider	Nat	Team	Bike	Local Time	Time	Gap	Avg
<b>62</b>	<b>S. MANZI</b>	ITA	Ten Kate Racing Yamaha	Yamaha YZF R6	12:28'30.513	<b>1'38.057</b>		163,191
<b>28</b>	<b>G. VAN STRAALEN</b>	NED	EAB Racing Team	Yamaha YZF R6	12:28'51.909	<b>1'37.696</b>	-0.361	163,794
<b>66</b>	<b>N. TUULI</b>	FIN	Dynavolt Triumph	Triumph Street Triple RS 765	12:40'47.557	<b>1'35.908</b>	-1.788	166,847
<b>66</b>	<b>N. TUULI</b>	FIN	Dynavolt Triumph	Triumph Street Triple RS 765	12:42'22.272	<b>1'34.715</b>	-1.193	168,949
<b>3</b>	<b>R. DE ROSA</b>	ITA	Orelac Racing Verdnavatura	Ducati Panigale V2	12:42'35.256	<b>1'34.383</b>	-0.332	169,543
<b>62</b>	<b>S. MANZI</b>	ITA	Ten Kate Racing Yamaha	Yamaha YZF R6	12:42'45.925	<b>1'34.111</b>	-0.272	170,033
<b>11</b>	<b>N. BULEGA</b>	ITA	Aruba Racing WorldSSP Team	Ducati Panigale V2	12:42'53.618	<b>1'33.727</b>	-0.384	170,730
<b>55</b>	<b>Y. MONTELLA</b>	ITA	Barni Spark Racing Team	Ducati Panigale V2	12:43'58.282	<b>1'33.588</b>	-0.139	170,983
<b>62</b>	<b>S. MANZI</b>	ITA	Ten Kate Racing Yamaha	Yamaha YZF R6	12:44'19.021	<b>1'33.096</b>	-0.492	171,887
<b>11</b>	<b>N. BULEGA</b>	ITA	Aruba Racing WorldSSP Team	Ducati Panigale V2	12:44'26.708	<b>1'33.090</b>	-0.006	171,898
<b>61</b>	<b>C. ONCU</b>	TUR	Kawasaki Puccetti Racing	Kawasaki ZX-6R	12:44'40.578	<b>1'33.068</b>	-0.022	171,939
<b>62</b>	<b>S. MANZI</b>	ITA	Ten Kate Racing Yamaha	Yamaha YZF R6	12:45'51.835	<b>1'32.814</b>	-0.254	172,409

Start 12:25 End 12:47 The results are provisional until the end of the time limit for protests and appeals and the completion of the technical checks.

These data/results cannot be reproduced, stored and/or transmitted in whole or in part by any manner of electronic, mechanical, photocopying, recording, broadcasting or otherwise now known or herein after developed without the previous express consent by the copyright owner, except for reproduction in daily press and regular printed publications on sale to the public within 60 days of the event related to those data/results and always provided that copyright symbol appears together as follows below.

© DORNA WSBK ORGANIZATION Srl 2023



**Grand Ridge Australian Round, 24-26 February 2023**  
**Best Sectors & Speed Tissot Superpole**

Phillip Island 4.445 m

BEST LAP		
1	62 S. MANZI	Yamaha YZF R6 1'32.814
2	61 C. ONCU	Kawasaki ZX-6R 1'33.058
3	55 Y. MONTELLA	Ducati Panigale V2 1'33.076
4	11 N. BULEGA	Ducati Panigale V2 1'33.090
5	29 N. SPINELLI	Yamaha YZF R6 1'33.729
6	23 M. SCHROETTER	MV Agusta F3 800 RR 1'33.866
7	28 G. VAN STRAALEN	Yamaha YZF R6 1'33.904
8	99 A. HUERTAS	Kawasaki ZX-6R 1'33.952
9	64 F. CARICASULO	Ducati Panigale V2 1'34.069
10	3 R. DE ROSA	Ducati Panigale V2 1'34.102
11	94 V. DEBISE	Yamaha YZF R6 1'34.156
12	66 N. TUULI	Triumph Street Triple RS 765 1'34.191
13	32 D. BAYLISS	Ducati Panigale V2 1'34.659
14	19 A. MANTOVANI	Yamaha YZF R6 1'34.733
15	9 J. NAVARRO	Yamaha YZF R6 1'35.048
16	24 A. WONGTHANANON	Yamaha YZF R6 1'35.249
17	54 B. SOFUOGLU	MV Agusta F3 800 RR 1'35.571
18	51 A. SARMOON	Yamaha YZF R6 1'36.837
19	95 T. MACKENZIE	Honda CBR600RR 1'36.935
20	17 J. MCPHEE	Kawasaki ZX-6R 1'37.114
21	7 A. NORRODIN	Honda CBR600RR 1'38.157
22	4 H. TRUELOVE	Triumph Street Triple RS 765 1'38.183

SPEED		
1	64 F. CARICASULO	Ducati Panigale V2 286,5
2	17 J. MCPHEE	Kawasaki ZX-6R 281,3
3	28 G. VAN STRAALEN	Yamaha YZF R6 280,5
4	11 N. BULEGA	Ducati Panigale V2 280,5
5	61 C. ONCU	Kawasaki ZX-6R 279,8
6	3 R. DE ROSA	Ducati Panigale V2 279,8
7	55 Y. MONTELLA	Ducati Panigale V2 279,1
8	24 A. WONGTHANANON	Yamaha YZF R6 279,1
9	94 V. DEBISE	Yamaha YZF R6 277,6
10	54 B. SOFUOGLU	MV Agusta F3 800 RR 276,9
11	99 A. HUERTAS	Kawasaki ZX-6R 276,2
12	62 S. MANZI	Yamaha YZF R6 275,5
13	23 M. SCHROETTER	MV Agusta F3 800 RR 275,5
14	19 A. MANTOVANI	Yamaha YZF R6 274,8
15	51 A. SARMOON	Yamaha YZF R6 272,7
16	4 H. TRUELOVE	Triumph Street Triple RS 765 270,7
17	66 N. TUULI	Triumph Street Triple RS 765 270,0
18	9 J. NAVARRO	Yamaha YZF R6 270,0
19	32 D. BAYLISS	Ducati Panigale V2 269,3
20	29 N. SPINELLI	Yamaha YZF R6 268,0
21	7 A. NORRODIN	Honda CBR600RR 268,0
22	95 T. MACKENZIE	Honda CBR600RR 262,1

SEG. 1	
1	61 C. ONCU 22.039
2	55 Y. MONTELLA 22.156
3	62 S. MANZI 22.190
4	11 N. BULEGA 22.299
5	29 N. SPINELLI 22.390
6	3 R. DE ROSA 22.518
7	99 A. HUERTAS 22.520
8	64 F. CARICASULO 22.532
9	28 G. VAN STRAALEN 22.590
10	94 V. DEBISE 22.590
11	23 M. SCHROETTER 22.686
12	66 N. TUULI 22.700
13	32 D. BAYLISS 22.744
14	19 A. MANTOVANI 22.751
15	24 A. WONGTHANANON 22.894
16	9 J. NAVARRO 22.965
17	54 B. SOFUOGLU 22.973
18	17 J. MCPHEE 23.104
19	95 T. MACKENZIE 23.238
20	51 A. SARMOON 23.247
21	7 A. NORRODIN 23.631
22	4 H. TRUELOVE 23.710

SEG. 2	
1	62 S. MANZI 26.750
2	11 N. BULEGA 26.883
3	55 Y. MONTELLA 27.005
4	28 G. VAN STRAALEN 27.085
5	61 C. ONCU 27.089
6	66 N. TUULI 27.093
7	23 M. SCHROETTER 27.099
8	64 F. CARICASULO 27.145
9	99 A. HUERTAS 27.174
10	32 D. BAYLISS 27.204
11	94 V. DEBISE 27.207
12	29 N. SPINELLI 27.242
13	3 R. DE ROSA 27.263
14	9 J. NAVARRO 27.313
15	24 A. WONGTHANANON 27.365
16	19 A. MANTOVANI 27.421
17	54 B. SOFUOGLU 27.614
18	51 A. SARMOON 27.997
19	95 T. MACKENZIE 28.139
20	4 H. TRUELOVE 28.257
21	17 J. MCPHEE 28.281
22	7 A. NORRODIN 28.441

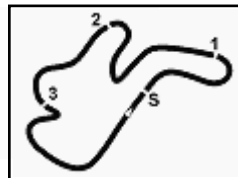
SEG. 3	
1	62 S. MANZI 17.696
2	11 N. BULEGA 17.713
3	61 C. ONCU 17.719
4	55 Y. MONTELLA 17.774
5	28 G. VAN STRAALEN 17.778
6	29 N. SPINELLI 17.818
7	99 A. HUERTAS 17.844
8	3 R. DE ROSA 17.913
9	23 M. SCHROETTER 17.948
10	94 V. DEBISE 17.973
11	66 N. TUULI 17.996
12	32 D. BAYLISS 18.061
13	64 F. CARICASULO 18.078
14	54 B. SOFUOGLU 18.106
15	24 A. WONGTHANANON 18.129
16	19 A. MANTOVANI 18.154
17	9 J. NAVARRO 18.232
18	51 A. SARMOON 18.437
19	95 T. MACKENZIE 18.504
20	17 J. MCPHEE 18.564
21	7 A. NORRODIN 18.697
22	4 H. TRUELOVE 18.769

SEG. 4	
1	61 C. ONCU 25.884
2	99 A. HUERTAS 26.031
3	11 N. BULEGA 26.053
4	62 S. MANZI 26.096
5	55 Y. MONTELLA 26.108
6	23 M. SCHROETTER 26.133
7	3 R. DE ROSA 26.185
8	64 F. CARICASULO 26.192
9	29 N. SPINELLI 26.218
10	66 N. TUULI 26.297
11	28 G. VAN STRAALEN 26.327
12	94 V. DEBISE 26.328
13	19 A. MANTOVANI 26.407
14	32 D. BAYLISS 26.427
15	9 J. NAVARRO 26.538
16	24 A. WONGTHANANON 26.728
17	54 B. SOFUOGLU 26.837
18	95 T. MACKENZIE 26.978
19	51 A. SARMOON 27.156
20	17 J. MCPHEE 27.165
21	4 H. TRUELOVE 27.205
22	7 A. NORRODIN 27.388

25/02/2023

These data/results cannot be reproduced, stored and/or transmitted in whole or in part by any manner of electronic, mechanical, photocopying, recording, broadcasting or otherwise now known or herein after developed without the previous express consent by the copyright owner, except for reproduction in daily press and regular printed publications on sale to the public within 60 days of the event related to those data/results and always provided that copyright symbol appears together as follows below.

© DORNA WSBK ORGANIZATION Srl 2023



Phillip Island 4.445 m

**Grand Ridge Australian Round, 24–26 February 2023**  
**Ideal Times Tissot Superpole**

No. Rider	Nat	Bike	Seg. 1 Diff. 1	Seg. 2 Diff. 2	Seg. 3 Diff. 3	Seg. 4 Diff. 4	Ideal Time Best Lap	Pos.	Diff.
1 61 C. ONCU	TUR	Kawasaki ZX-6R	22.039	27.089	17.719 +0.140	25.884 +0.187	1'32.731 1'33.058	2	0.327
2 62 S. MANZI	ITA	Yamaha YZF R6	22.190	26.750	17.696	26.096 +0.082	1'32.732 1'32.814	1	0.082
3 11 N. BULEGA	ITA	Ducati Panigale V2	22.299 +0.094	26.883 +0.048	17.713	26.053	1'32.948 1'33.090	4	0.142
4 55 Y. MONTELLA	ITA	Ducati Panigale V2	22.156	27.005	17.774	26.108 +0.033	1'33.043 1'33.076	3	0.033
5 99 A. HUERTAS	ESP	Kawasaki ZX-6R	22.520 +0.073	27.174	17.844	26.031 +0.310	1'33.569 1'33.952	8	0.383
6 29 N. SPINELLI	ITA	Yamaha YZF R6	22.390 +0.057	27.242	17.818 +0.004	26.218	1'33.668 1'33.729	5	0.061
7 28 G. VAN STRAALEN	NED	Yamaha YZF R6	22.590	27.085 +0.002	17.778 +0.122	26.327	1'33.780 1'33.904	7	0.124
8 23 M. SCHROETTER	GER	MV Agusta F3 800 RR	22.686	27.099	17.948	26.133	1'33.866 1'33.866	6	
9 3 R. DE ROSA	ITA	Ducati Panigale V2	22.518 +0.179	27.263 +0.022	17.913	26.185 +0.022	1'33.879 1'34.102	10	0.223
10 64 F. CARICASULO	ITA	Ducati Panigale V2	22.532	27.145 +0.019	18.078 +0.002	26.192 +0.101	1'33.947 1'34.069	9	0.122
11 66 N. TUULI	FIN	Triumph Street Triple RS 765	22.700	27.093 +0.101	17.996 +0.004	26.297	1'34.086 1'34.191	12	0.105
12 94 V. DEBISE	FRA	Yamaha YZF R6	22.590	27.207	17.973	26.328 +0.058	1'34.098 1'34.156	11	0.058
13 32 D. BAYLISS	AUS	Ducati Panigale V2	22.744 +0.083	27.204	18.061 +0.140	26.427	1'34.436 1'34.659	13	0.223
14 19 A. MANTOVANI	ITA	Yamaha YZF R6	22.751	27.421	18.154	26.407	1'34.733 1'34.733	14	
15 9 J. NAVARRO	ESP	Yamaha YZF R6	22.965	27.313	18.232	26.538	1'35.048 1'35.048	15	
16 24 A. WONGTHANANON	THA	Yamaha YZF R6	22.894 +0.002	27.365	18.129 +0.097	26.728 +0.034	1'35.116 1'35.249	16	0.133
17 54 B. SOFUOGLU	TUR	MV Agusta F3 800 RR	22.973 +0.041	27.614	18.106	26.837	1'35.530 1'35.571	17	0.041
18 51 A. SARMOON	THA	Yamaha YZF R6	23.247	27.997	18.437	27.156	1'36.837 1'36.837	18	
19 95 T. MACKENZIE	GBR	Honda CBR600RR	23.238	28.139	18.504 +0.076	26.978	1'36.859 1'36.935	19	0.076
20 17 J. MCPHEE	GBR	Kawasaki ZX-6R	23.104	28.281	18.564	27.165	1'37.114 1'37.114	20	
21 4 H. TRUELOVE	GBR	Triumph Street Triple RS 765	23.710	28.257	18.769	27.205 +0.242	1'37.941 1'38.183	22	0.242
22 7 A. NORRODIN	MAS	Honda CBR600RR	23.631	28.441	18.697	27.388	1'38.157 1'38.157	21	
<b>Overall Ideal Time</b>			22.039	26.750	17.696	25.884	1'32.369		

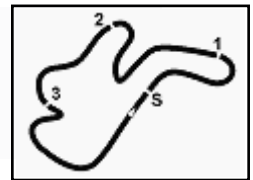
25/02/2023

These data/results cannot be reproduced, stored and/or transmitted in whole or in part by any manner of electronic, mechanical, photocopying, recording, broadcasting or otherwise now known or herein after developed without the previous express consent by the copyright owner, except for reproduction in daily press and regular printed publications on sale to the public within 60 days of the event related to those data/results and always provided that copyright symbol appears together as follows below.

© DORNA WSBK ORGANIZATION Srl 2023

FIGR PERUGIA TIMING





Phillip Island 4.445 m

**Grand Ridge Australian Round, 24-26 February 2023**  
**Chronological Analysis Tissot Superpole**

1 / 3

1° 62 S. MANZI [1'32.814]							
Lap	Seg1	Seg2	Seg3	Seg4	Lap Time	km/h	Local Time
1							12:25'03.793
2	35.172	27.571	17.897	28.023	1'48.663P		12:26'52.456
3	22.965	27.151	18.391	29.550	1'38.057	266,7	12:28'30.513
4	27.889	33.893	22.065	9'26.551	10'50.398P	265,4	12:39'20.911
5	36.725	28.664	18.597	26.917	1'50.903P		12:41'11.814
6	22.850	27.131	17.892	26.238	1'34.111	272,0	12:42'45.925
7	22.348	26.883	17.769	<b>26.096</b>	1'33.096	274,1	12:44'19.021
8	<b>22.190</b>	<b>26.750</b>	<b>17.696</b>	26.178	<b>1'32.814</b>	<b>275,5</b>	12:45'51.835

5	24.895	29.934	20.174	2'01.473	3'16.476P	272,7	12:33'53.793
6	35.893	30.050	20.555	28.119	1'54.617P		12:35'48.410
7	24.466	30.203	19.594	28.096	1'42.359	272,7	12:37'30.769
8	26.770	30.688	19.199	27.564	1'44.221	268,0	12:39'14.990
9	23.823	27.917	18.441	26.682	1'36.863	270,7	12:40'51.853
10	23.199	27.347	18.223	26.317	1'35.086	272,0	12:42'26.939
11	22.822	27.123	18.018	26.207	1'34.170	<b>275,5</b>	12:44'01.109
12	<b>22.686</b>	<b>27.099</b>	<b>17.948</b>	<b>26.133</b>	<b>1'33.866</b>	274,8	12:45'34.975

2° 61 C. ONCU [1'33.058]							
Lap	Seg1	Seg2	Seg3	Seg4	Lap Time	km/h	Local Time
1							12:25'12.161
2	37.227	29.013	20.216	30.929	1'57.385P		12:27'09.546
3	23.391	27.779	20.066	27.904	1'39.140	272,0	12:28'48.686
4	23.641	29.456	19.956	32.256	1'45.309	<b>279,8</b>	12:30'33.995
5	23.958	30.993	20.482	9'27.907	10'43.340P	277,6	12:41'17.335
6	33.823	31.647	18.402	26.303	1'50.175P		12:43'07.510
7	22.199	27.266	<b>17.719</b>	<b>25.884</b>	1'33.068	274,8	12:44'40.578
8	<b>22.039</b>	<b>27.089</b>	17.859	26.071	<b>1'33.058</b>	276,9	12:46'13.636

7° 28 G. VAN STRAALEN [1'33.904]							
Lap	Seg1	Seg2	Seg3	Seg4	Lap Time	km/h	Local Time
1							12:25'24.970
2	33.883	27.839	18.563	28.958	1'49.243P		12:27'14.213
3	22.848	28.434	19.031	27.383	1'37.696	277,6	12:28'51.909
4	24.406	40.402	19.006	28.086	1'51.900	<b>280,5</b>	12:30'43.809
5	23.523	29.903	20.342	7'46.451	9'00.219P	271,4	12:39'44.028
6	35.983	28.739	18.861	27.332	1'50.915P		12:41'34.943
7	22.937	27.614	17.980	26.511	1'35.042	270,7	12:43'09.985
8	<b>22.590</b>	27.087	17.900	<b>26.327</b>	<b>1'33.904</b>	272,7	12:44'43.889
9	22.696	<b>27.085</b>	<b>17.778</b>	26.389	1'33.948	274,8	12:46'17.837

3° 55 Y. MONTELLA [1'33.076]							
Lap	Seg1	Seg2	Seg3	Seg4	Lap Time	km/h	Local Time
1							12:25'16.234
2	35.179	29.143	19.079	31.652	1'55.053P		12:27'11.287
3	24.790	29.428	19.693	27.886	1'41.797	275,5	12:28'53.084
4	23.516	29.294	19.441	28.331	1'40.582	<b>279,1</b>	12:30'33.666
5	24.217	30.994	21.875	7'00.892	8'17.978P	269,3	12:38'51.644
6	35.005	30.751	19.506	31.867	1'57.129P		12:40'48.773
7	23.135	28.002	18.128	26.656	1'35.921	270,0	12:42'24.694
8	22.457	27.201	17.822	<b>26.108</b>	1'33.588	274,1	12:43'58.282
9	<b>22.156</b>	<b>27.005</b>	<b>17.774</b>	26.141	<b>1'33.076</b>	274,8	12:45'31.358

8° 99 A. HUERTAS [1'33.952]							
Lap	Seg1	Seg2	Seg3	Seg4	Lap Time	km/h	Local Time
1							12:25'19.595
2	32.773	29.249	18.617	29.319	1'49.958P		12:27'09.553
3	23.156	27.644	19.608	27.984	1'38.392	274,1	12:28'47.945
4	23.963	30.682	20.322	10'28.598	11'43.565P	274,8	12:40'31.510
5	35.668	29.101	19.084	27.473	1'51.326P		12:42'22.836
6	22.593	<b>27.174</b>	<b>17.844</b>	26.341	<b>1'33.952</b>	<b>276,2</b>	12:43'56.788
7	<b>22.520</b>	28.262	17.930	<b>26.031</b>	1'34.743	275,5	12:45'31.531

4° 11 N. BULEGA [1'33.090]							
Lap	Seg1	Seg2	Seg3	Seg4	Lap Time	km/h	Local Time
1							12:25'26.066
2	34.201	27.976	18.406	27.509	1'48.092P		12:27'14.158
3	23.363	28.488	19.248	27.440	1'38.539	275,5	12:28'52.697
4	23.926	30.289	20.128	9'24.071	10'38.414P	<b>280,5</b>	12:39'31.111
5	35.219	28.186	18.801	26.574	1'48.780P		12:41'19.891
6	22.767	26.988	17.846	26.126	1'33.727	274,1	12:42'53.618
7	22.393	26.931	<b>17.713</b>	<b>26.053</b>	<b>1'33.090</b>	276,2	12:44'26.708
8	<b>22.299</b>	<b>26.883</b>	17.856	26.333	1'33.371	279,8	12:46'00.079

9° 64 F. CARICASULO [1'34.069]							
Lap	Seg1	Seg2	Seg3	Seg4	Lap Time	km/h	Local Time
1							12:25'10.980
2	38.009	28.766	20.124	32.243	1'59.142P		12:27'10.122
3	23.508	29.026	19.733	29.236	1'41.503	279,8	12:28'51.625
4	24.424	29.699	19.908	41.130	1'55.161	<b>286,5</b>	12:30'46.786
5	23.993	28.630	19.737	28.026	1'40.386	276,9	12:32'27.172
6	23.524	29.409	20.273	27.479	1'40.685	276,9	12:34'07.857
7	23.640	28.473	19.408	27.753	1'39.274	276,9	12:35'47.131
8	25.573	31.971	20.630	2'19.895	3'38.069P	274,1	12:39'25.200
9	35.602	28.853	19.124	26.826	1'50.405P		12:41'15.605
10	23.241	27.765	18.440	26.405	1'35.851	274,8	12:42'51.456
11	22.810	<b>27.145</b>	<b>18.078</b>	<b>26.192</b>	1'34.225	276,9	12:44'25.681
12	<b>22.532</b>	27.164	18.080	26.293	<b>1'34.069</b>	276,2	12:45'59.750

5° 29 N. SPINELLI [1'33.729]							
Lap	Seg1	Seg2	Seg3	Seg4	Lap Time	km/h	Local Time
1							12:25'05.748
2	35.000	28.141	18.039	35.863	1'57.043P		12:27'02.791
3	22.653	29.043	19.093	28.409	1'39.198	266,0	12:28'41.989
4	24.687	29.974	20.129	9'42.861	10'57.651P	264,7	12:39'39.640
5	35.122	30.203	19.053	27.644	1'52.022P		12:41'31.662
6	22.831	27.551	17.910	26.350	1'34.642	266,0	12:43'06.304
7	22.447	<b>27.242</b>	17.822	<b>26.218</b>	<b>1'33.729</b>	266,7	12:44'40.033
8	<b>22.390</b>	27.682	<b>17.818</b>	26.281	1'34.171	<b>268,0</b>	12:46'14.204

10° 3 R. DE ROSA [1'34.102]							
Lap	Seg1	Seg2	Seg3	Seg4	Lap Time	km/h	Local Time
1							12:25'14.514
2	37.123	29.921	19.334	29.422	1'55.800P		12:27'10.314
3	23.503	29.013	19.652	28.373	1'40.541	277,6	12:28'50.855
4	25.127	29.362	20.063	30.398	1'44.950	268,7	12:30'35.805
5	24.690	29.650	20.388	28.867	1'43.595	270,7	12:32'19.400
6	24.612	29.462	19.529	27.782	1'41.385	271,4	12:34'00.785
7	24.285	29.053	19.300	2'18.591	3'31.229P	267,3	12:37'32.014
8	36.746	29.401	18.797	26.940	1'51.884P		12:39'23.898
9	23.591	27.993	18.778	26.613	1'36.975	270,7	12:41'00.873
10	22.923	27.336	17.939	<b>26.185</b>	1'34.383	272,0	12:42'35.256
11	<b>22.518</b>	<b>27.263</b>	18.143	26.970	1'34.894	<b>279,8</b>	12:44'10.150
12	22.697	27.285	<b>17.913</b>	26.207	<b>1'34.102</b>	274,1	12:45'44.252

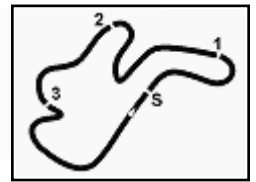
6° 23 M. SCHROETTER [1'33.866]							
Lap	Seg1	Seg2	Seg3	Seg4	Lap Time	km/h	Local Time
1							12:25'08.985
2	37.881	28.945	19.945	31.218	1'57.989P		12:27'06.974
3	24.090	28.523	20.086	28.440	1'41.139	274,8	12:28'48.113
4	25.376	31.038	20.199	32.591	1'49.204	272,0	12:30'37.317

25/02/2023 P = Pits In/Out - C = Lap Time Cancelled

These data/results cannot be reproduced, stored and/or transmitted in whole or in part by any manner of electronic, mechanical, photocopying, recording, broadcasting or otherwise now known or herein after developed without the previous express consent by the copyright owner, except for reproduction in daily press and regular printed publications on sale to the public within 60 days of the event related to those data/results and always provided that copyright symbol appears together as follows below.

© DORNA WSBK ORGANIZATION Srl 2023





**Grand Ridge Australian Round, 24-26 February 2023**  
**Chronological Analysis Tissot Superpole**

10 23.238 28.139 18.580 26.978 1'36.935 260,9 12:45'05.195

20° 17 J. MCPHEE (1'37.114)							
Lap	Seg.1	Seg.2	Seg.3	Seg.4	Lap Time	km/h	Local Time
1							12:25'12.601
2	37.247	29.057	20.066	30.649	1'57.019P		12:27'09.620
3	23.950	29.447	19.717	28.644	1'41.758	268,0	12:28'51.378
4	24.362	29.176	19.806	29.497	1'42.841	<b>281,3</b>	12:30'34.219
5	23.980	30.345	19.671	29.112	1'43.108	277,6	12:32'17.327
6	24.276	29.639	19.758	28.582	1'42.255	267,3	12:33'59.582
7	23.914	28.948	19.168	28.015	1'40.045	272,0	12:35'39.627
8	24.993	41.334	20.662	2'53.759	4'20.748P	275,5	12:40'00.375
9	37.561	29.948	20.369	27.820	1'55.698P		12:41'56.073
10	23.503	28.474	18.773	27.330	1'38.080	271,4	12:43'34.153
11	<b>23.104</b>	<b>28.281</b>	<b>18.564</b>	<b>27.165</b>	<b>1'37.114</b>	272,0	12:45'11.267

21° 7 A. NORRODIN (1'38.157)							
Lap	Seg.1	Seg.2	Seg.3	Seg.4	Lap Time	km/h	Local Time
1							12:27'11.121
2					1'43.432		12:28'54.553
3					1'43.710		12:30'38.263
4					1'44.837		12:32'23.100
5					8'42.549P		12:41'05.649
6	38.937	30.324	19.643	28.630	1'57.534P		12:43'03.183
7	24.497	29.268	18.880	27.651	1'40.296	264,7	12:44'43.479
8	<b>23.631</b>	<b>28.441</b>	<b>18.697</b>	<b>27.388</b>	<b>1'38.157</b>	<b>268,0</b>	12:46'21.636

22° 4 H. TRUELOVE (1'38.183)							
Lap	Seg.1	Seg.2	Seg.3	Seg.4	Lap Time	km/h	Local Time
1							12:25'06.376
2	36.292	28.864	18.924	37.260	2'01.340P		12:27'07.716
3	25.796	29.074	20.519	29.699	1'45.088	251,2	12:28'52.804
4	25.411	29.998	20.165	29.642	1'45.216	264,7	12:30'38.020
5	25.830	30.160	20.194	29.217	1'45.401	263,4	12:32'23.421
6	25.863	30.752	20.402	28.949	1'45.966	262,1	12:34'09.387
7	25.231	29.823	19.977	29.055	1'44.086	270,0	12:35'53.473
8	25.674	30.257	20.071	28.783	1'44.785	267,3	12:37'38.258
9	24.911	29.441	19.522	28.445	1'42.319	267,3	12:39'20.577
10	25.019	29.286	19.424	27.777	1'41.506	266,0	12:41'02.083
11	24.460	28.756	19.104	27.846	1'40.166	260,9	12:42'42.249
12	24.381	28.452	18.841	<b>27.205</b>	1'38.879	268,7	12:44'21.128
13	<b>23.710</b>	<b>28.257</b>	<b>18.769</b>	27.447	<b>1'38.183</b>	<b>270,7</b>	12:45'59.311

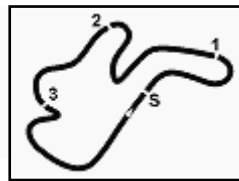
25/02/2023

P = Pits In/Out - C = Lap Time Cancelled

These data/results cannot be reproduced, stored and/or transmitted in whole or in part by any manner of electronic, mechanical, photocopying, recording, broadcasting or otherwise now known or herein after developed without the previous express consent by the copyright owner, except for reproduction in daily press and regular printed publications on sale to the public within 60 days of the event related to those data/results and always provided that copyright symbol appears together as follows below.

© DORNA WSBK ORGANIZATION Srl 2023





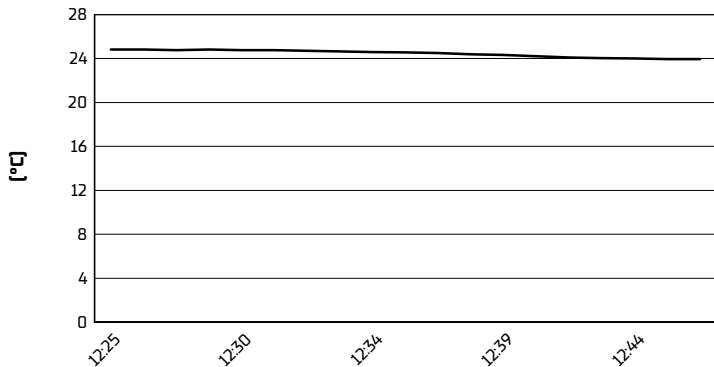
Phillip Island 4.445 m

**Grand Ridge Australian Round, 24-26 February 2023**

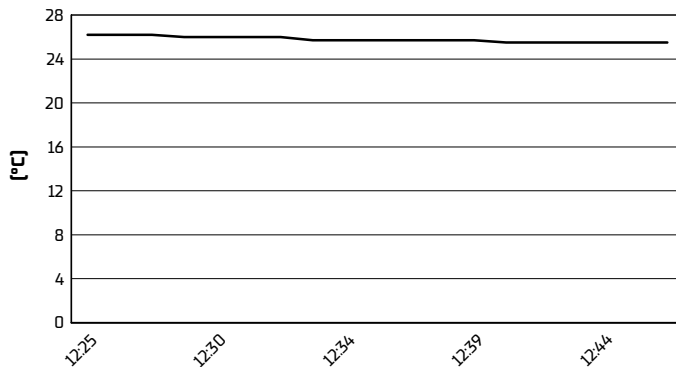
**Weather Report Tissot Superpole**

Session started 12:25 - Session ended 12:47

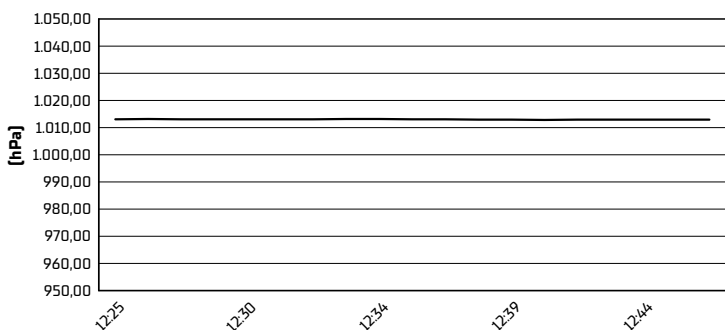
**Air Temperature**



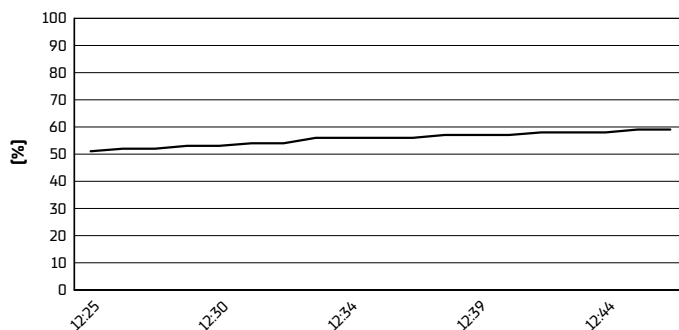
**Track Temperature**



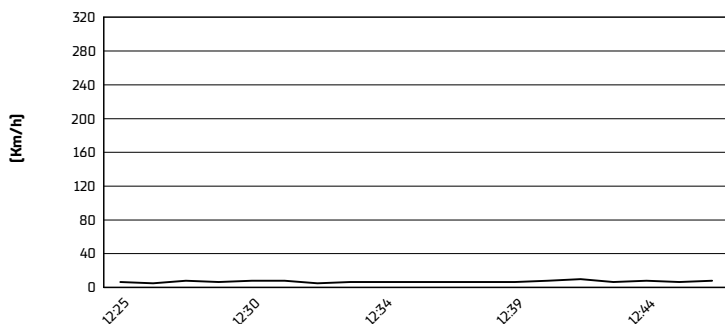
**Air Pressure**



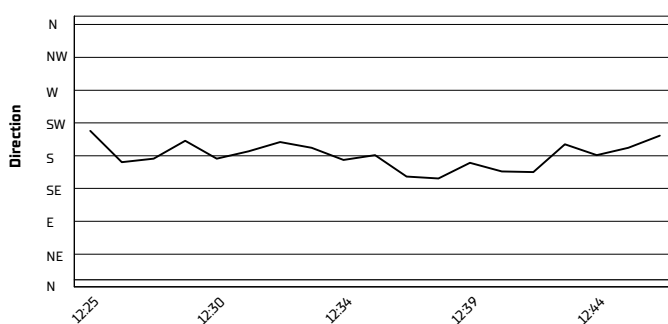
**Humidity**



**Wind Speed**



**Wind Direction**



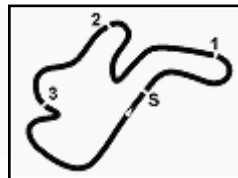
25/02/2023

These data/results cannot be reproduced, stored and/or transmitted in whole or in part by any manner of electronic, mechanical, photocopying, recording, broadcasting or otherwise now known or herein after developed without the previous express consent by the copyright owner, except for reproduction in daily press and regular printed publications on sale to the public within 60 days of the event related to those data/results and always provided that copyright symbol appears together as follows below.

© DORNA WSBK ORGANIZATION Srl 2023







Phillip Island 4.445 m

**Grand Ridge Australian Round, 24–26 February 2023**  
**Superpole Ranking**

	2020	2021	2022	2023
<b>01 Philip Island</b>	Locatelli (Ita) Yam 1'32.176 [173,6 Km/h]		Caricasulo (Ita) Duc 1'37.161 [164,7 Km/h]	Manzi (Ita) Yam 1'32.814 [172,4 Km/h]
<b>02 Pertamina Mandalika</b>		Aegerter (Sui) Yam 1'36.288 [160,8 Km/h]	Tuuli (Fin) MvA 1'35.947 [161,3 Km/h]	
<b>03 TT Circuit Assen</b>		Aegerter (Sui) Yam 1'37.222 [168,2 Km/h]	Aegerter (Sui) Yam 1'36.906 [168,7 Km/h]	
<b>04 Circuit de Barcelona</b>	Locatelli (Ita) Yam 1'44.958 [158,7 Km/h]	Gonzalez (Esp) Yam 1'44.593 [159,3 Km/h]	Aegerter (Sui) Yam 1'43.983 [160,2 Km/h]	
<b>05 Misano Circuit</b>		Aegerter (Sui) Yam 1'37.726 [149,6 Km/h]	Aegerter (Sui) Yam 1'37.173 [150,4 Km/h]	
<b>06 Donington Park</b>			Aegerter (Sui) Yam 1'29.961 [160,9 Km/h]	
<b>07 Autodrom Most</b>		Gonzalez (Esp) Yam 1'35.213 [159,3 Km/h]	Baldassarri (Ita) Yam 1'34.952 [159,7 Km/h]	
<b>08 Magny-Cours</b>	Smith (Gbr) Yam 1'49.318 [145,3 Km/h]	Bernardi (Smr) Yam 1'40.330 [158,3 Km/h]	Caricasulo (Ita) Duc 1'40.565 [157,9 Km/h]	
<b>09 MotorLand Aragon</b>	Locatelli (Ita) Yam 1'53.003 [161,7 Km/h]	Cluzel (Fra) Yam 1'52.937 [161,8 Km/h]	Baldassarri (Ita) Yam 1'52.706 [162,2 Km/h]	
<b>10 Portimao</b>	Locatelli (Ita) Yam 1'44.627 [158,0 Km/h]	Cluzel (Fra) Yam 1'43.908 [159,1 Km/h]	Aegerter (Sui) Yam 1'43.065 [160,4 Km/h]	
<b>11 Villicium</b>		Cluzel (Fra) Yam 1'41.740 [151,3 Km/h]	Aegerter (Sui) Yam 1'41.181 [152,1 Km/h]	
<b>12 TBA</b>				

**2023**
**1 S. Manzi**
**ALL TIMES**

<b>34</b> K. Sofuoglu	<b>4</b> R. Xaus	<b>1</b> K. Coghlan
<b>24</b> J. Cluzel	<b>3</b> S. Cortese	<b>1</b> C. Davies
<b>22</b> S. Charpentier	<b>3</b> K. Curtain	<b>1</b> M. Fabrizio
<b>17</b> B. Parkes	<b>3</b> J. Lascorz	<b>1</b> T. Gradinger
<b>15</b> K. Muggeridge	<b>3</b> I. MacPherson	<b>1</b> C. Jones
<b>14</b> F. Foret	<b>3</b> A. Pitt	<b>1</b> C. Kellner
<b>14</b> S. Lowes	<b>3</b> D. Salom	<b>1</b> <b>S. Manzi</b>
<b>11</b> D. Aegerter	<b>2</b> L. Baldassarri	<b>1</b> F. Marino
<b>11</b> F. Caricasulo	<b>2</b> P. Bontempi	<b>1</b> M. Meregalli
<b>10</b> C. Crutchlow	<b>2</b> M. Gonzalez	<b>1</b> S. Morais
<b>8</b> L. Mahias	<b>2</b> V. Guareschi	<b>1</b> P. Oetli
<b>7</b> A. Locatelli	<b>2</b> M. Lagrive	<b>1</b> C. Perolari
<b>6</b> S. Chambon	<b>2</b> M. Pirro	<b>1</b> P. Riba
<b>6</b> E. Laverty	<b>2</b> L. Scassa	<b>1</b> S. Sanna
<b>5</b> P. Casoli	<b>2</b> K. Smith	<b>1</b> L. Stapleford
<b>5</b> K. Fujiwara	<b>2</b> J. Teuchert	<b>1</b> J. Vd Goorbergh
<b>5</b> P. Jacobsen	<b>2</b> N. Tuuli	<b>1</b> J. Whitham
<b>5</b> C. Vermeulen	<b>2</b> M. van der Mark	
<b>4</b> R. Krummenacher	<b>1</b> L. Bernardi	

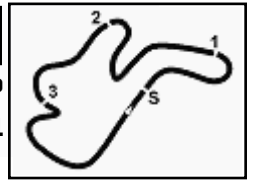
25/02/2023

These data/results cannot be reproduced, stored and/or transmitted in whole or in part by any manner of electronic, mechanical, photocopying, recording, broadcasting or otherwise now known or herein after developed without the previous express consent by the copyright owner, except for reproduction in daily press and regular printed publications on sale to the public within 60 days of the event related to those data/results and always provided that copyright symbol appears together as follows below.

© DORNA WSBK ORGANIZATION Srl 2023

FICR PERUGIA TIMING





Phillip Island 4.445 m

**Grand Ridge Australian Round, 24–26 February 2023**  
**Tissot Superpole Award**

	Points	Points From First	Points From Previous	February 26 <b>PHILLIP ISLAND</b>	March 5 <b>MANDALIKA</b>	April 23 <b>ASSEN</b>	May 7 <b>BARCELONA</b>	June 4 <b>MISANO</b>	July 2 <b>DONNINGTON PARK</b>	July 26 <b>MOST</b>	September 10 <b>MAGNY-COURS</b>	September 24 <b>ARAGON</b>	October 1 <b>PORTIMAO</b>	October 15 <b>VILLICUM</b>	December 26 <b>TBA</b>				
1 <b>MANZI</b> Stefano (ITA)	12			12															
2 <b>ONCU</b> Can (TUR)	9	3		9															
3 <b>MONTELLA</b> Yari (ITA)	7	5	2	7															
4 <b>BULEGA</b> Nicolo (ITA)	6	6	1	6															
5 <b>SPINELLI</b> Nicholas (ITA)	5	7	1	5															
6 <b>SCHROETTER</b> Marcel (GER)	4	8	1	4															
7 <b>VAN STRAALEN</b> Glenn (NED)	3	9	1	3															
8 <b>HUERTAS</b> Adrian (ESP)	2	10	1	2															
9 <b>CARICASULO</b> Federico (ITA)	1	11	1	1															

25/02/2023 Odd points columns: Tissot Superpole Even points columns: Tissot Superpole Race

These data/results cannot be reproduced, stored and/or transmitted in whole or in part by any manner of electronic, mechanical, photocopying, recording, broadcasting or otherwise now known or herein after developed without the previous express consent by the copyright owner, except for reproduction in daily press and regular printed publications on sale to the public within 60 days of the event related to those data/results and always provided that copyright symbol appears together as follows below.

© DORNA WSBK ORGANIZATION Srl 2023