

Prosecco DOC Catalunya, 5-7 May 2023

Results Race 1 - Red Flag

Laps 3 = 14,521 Km - Time of Race 5'16.100 - Avg. 165,377 km/h

1 / 2

Pos	Grid	No. Rider	Nat	Team	Bike	Class	LL	Int.	Gap	Rel.	Fastest Lap	Speed	Qualifying	Speed
1	1	1 A. BAUTISTA	ESP	Aruba.it Racing - Ducati	Ducati Panigale V4R		3	SPD			1'41.879	316,7	1'40.264	322,4
2	4	21 M. RINALDI	ITA	Aruba.it Racing - Ducati	Ducati Panigale V4R		3	SPD	0.992	0.992	1'42.119	322,4	1'40.771	321,4
3	3	65 J. REA	GBR	Kawasaki Racing Team WorldSBK	Kawasaki ZX-10RR		3	SPD	1.406	0.414	1'42.096	317,6	1'40.761	315,8
4	8	54 T. RAZGATLIOGLU	TUR	Pata Yamaha Prometeon WorldSBK	Yamaha YZF R1		3	SPD	1.498	0.092	1'42.143	322,4	1'41.122	314,9
5	13	47 A. BASSANI	ITA	Motocorsa Racing	Ducati Panigale V4R	IND	3	SPD	2.664	1.166	1'42.048	322,4	1'41.834	322,4
6	10	55 A. LOCATELLI	ITA	Pata Yamaha Prometeon WorldSBK	Yamaha YZF R1		3	SPD	2.911	0.247	1'42.491	318,6	1'41.233	319,5
7	2	77 D. AEGERTER	SUI	GYTR GRT Yamaha WorldSBK Team	Yamaha YZF R1	IND	3	SPD	3.104	0.193	1'42.275	318,6	1'40.737	313,0
8	12	97 X. VIERGE	ESP	Team HRC	Honda CBR1000 RR-R		3	SPD	3.622	0.518	1'42.798	326,3	1'41.423	330,3
9	7	87 R. GARDNER	AUS	GYTR GRT Yamaha WorldSBK Team	Yamaha YZF R1	IND	3	SPD	3.859	0.237	1'42.766	320,5	1'41.071	321,4
10	6	22 A. LOWES	GBR	Kawasaki Racing Team WorldSBK	Kawasaki ZX-10RR		3	SPD	4.409	0.550	1'42.967	319,5	1'40.971	321,4
11	5	7 I. LECUONA	ESP	Team HRC	Honda CBR1000 RR-R		3	SPD	4.566	0.157	1'42.765	326,3	1'40.783	323,4
12	16	45 S. REDDING	GBR	ROKIT BMW Motorrad WorldSBK Team	BMW M1000 RR		3	SPD	4.936	0.370	1'43.169	322,4	1'41.703	322,4
13	11	9 D. PETRUCCI	ITA	Barni Spark Racing Team	Ducati Panigale V4R	IND	3	SPD	5.528	0.592	1'42.997	326,3	1'41.420	320,5
14	9	31 G. GERLOFF	USA	Bonovo Action BMW	BMW M1000 RR	IND	3	SPD	5.839	0.311	1'43.245	326,3	1'41.141	326,3
15	14	5 P. OETTL	GER	Team GoEleven	Ducati Panigale V4R	IND	3	SPD	6.955	1.116	1'43.420	319,5	1'41.965	322,4
16	15	76 L. BAZ	FRA	Bonovo Action BMW	BMW M1000 RR	IND	3	SPD	6.959	0.004	1'43.659	320,5	1'42.028	323,4
17	21	35 H. SYHRIN	MAS	PETRONAS MIE Racing HONDA Team	Honda CBR1000 RR-R	IND	3	SPD	7.622	0.663	1'43.680	315,8	1'42.456	323,4
18	19	28 B. RAY	GBR	Yamaha Motoxacing WorldSBK Team	Yamaha YZF R1	IND	3	SPD	8.420	0.798	1'44.039	316,7	1'42.307	315,8
19	17	34 L. BALDASSARRI	ITA	GMT94 Yamaha	Yamaha YZF R1	IND	3	SPD	8.732	0.312	1'43.632	314,0	1'42.197	314,0
20	20	75 I. LOPES	POR	ROKIT BMW Motorrad WorldSBK Team	BMW M1000 RR		3	SPD	9.745	1.013	1'44.077	317,6	1'42.399	315,8
21	22	66 T. SYKES	GBR	Kawasaki Puccetti Racing	Kawasaki ZX-10RR	IND	3	FL	1 Sector	1 Sector	1'45.112	309,5	1'42.609	306,8
22	24	32 I. VINALES	ESP	TPR by Vinales Racing	Kawasaki ZX-10RR	IND	3	FL	1 Sector	0.616	1'44.827	301,7	1'43.862	299,2
-----Not Classified-----														
RET	18	51 E. GRANADO	BRA	PETRONAS MIE Racing HONDA Team	Honda CBR1000 RR-R	IND	2				1'43.758	317,6	1'42.297	317,6
RET	23	52 O. KONIG	CZE	Orelac Racing MOVISIO	Kawasaki ZX-10RR	IND	1					311,2	1'43.055	313,0

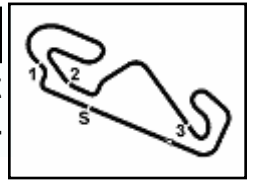
AIR	Humidity:	36%	Temp:	28°C
TRACK	Condition:	Dry	Temp:	48°C

Records	Pole [SP]	2023	A.Bautista	1'40.264	167,211 Km/h
	Race [SPRC]	2022	A.Bautista	1'41.135	165,771 Km/h
	All Times [SP]	2023	A.Bautista	1'40.264	167,211 Km/h
Race Fastest Lap		Lap 2	A.Bautista	1'41.879	164,560 Km/h

Start 06/05/2023 14:00 End 14:08 The results are provisional until the end of the time limit for protests and appeals and the completion of the technical checks.

These data/results cannot be reproduced, stored and/or transmitted in whole or in part by any manner of electronic, mechanical, photocopying, recording, broadcasting or otherwise now known or herein after developed without the previous express consent by the copyright owner, except for reproduction in daily press and regular printed publications on sale to the public within 60 days of the event related to those data/results and always provided that copyright symbol appears together as follows below.

© DORNA WSBK ORGANIZATION Srl 2023



Prosecco DOC Catalunya, 5-7 May 2023
Results Race 1 - Red Flag

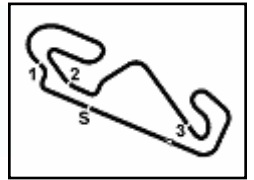
Race Highlights

Time	No. Rider	Description
13.40.03		Sighting Lap Started
13.57.52		Warm-up Lap Started
14.00.30		Start
14.02.06		No Jump Starts
14.03.10	52 O. KONIG	Crashed - Turn 4
14.03.40	52 O. KONIG	Not Actively Competing
14.05.54		RED FLAG
14.06.21	51 E. GRANADO	Crashed - Turn 11
14.06.44	51 E. GRANADO	Not Actively Competing
14.08.22	51 E. GRANADO	Medical Centre
14.08.32		End Of Session
14.10.22	52 O. KONIG	Medical Centre

Start End The results are provisional until the end of the time limit for protests and appeals
06/05/2023 14:00 14:08 and the completion of the technical checks.

These data/results cannot be reproduced, stored and/or transmitted in whole or in part by any manner of electronic, mechanical, photocopying, recording, broadcasting or otherwise now known or herein after developed without the previous express consent by the copyright owner, except for reproduction in daily press and regular printed publications on sale to the public within 60 days of the event related to those data/results and always provided that copyright symbol appears together as follows below.

© DORNA WSBK ORGANIZATION Srl 2023



Prosecco DOC Catalunya, 5-7 May 2023
Lap Chart Race 1 - Red Flag

	Lap		
	1	2	3
1	1	1	1
2	21	21	21
3	65	65	65
4	55	54	54
5	54	55	47
6	77	77	55
7	97	47	77
8	47	97	97
9	87	87	87
10	22	22	22
11	45	45	7
12	7	7	45
13	76	9	9
14	31	31	31
15	9	76	76
16	28	5	5
17	5	28	35
18	35	35	28
19	51	51	34
20	34	34	75
21	52	75	66
22	75	66	32
23	66	32	
24	32		

06/05/2023

These data/results cannot be reproduced, stored and/or transmitted in whole or in part by any manner of electronic, mechanical, photocopying, recording, broadcasting or otherwise now known or herein after developed without the previous express consent by the copyright owner, except for reproduction in daily press and regular printed publications on sale to the public within 60 days of the event related to those data/results and always provided that copyright symbol appears together as follows below.

© DORNA WSBK ORGANIZATION Srl 2023

Prosecco DOC Catalunya, 5-7 May 2023

Lap Chart Race 1 - Red Flag

Circuit de Barcelona 4.657 m

Lap 1

22 32 I.Vinales

14.226

1	1	A.Bautista	1'45.441
2	21	M.Rinaldi	0.361
3	65	J.Rea	0.634
4	55	A.Locatelli	0.815
5	54	T.Razgatioglu	0.897
6	77	D.Aegerter	1.295
7	97	X.Vierge	1.704
8	47	A.Bassani	1.860
9	87	R.Gardner	1.957
10	22	A.Lowes	2.173
11	45	S.Redding	2.338
12	7	I.Lecuona	2.485
13	76	L.Baz	3.003
14	31	G.Gerloff	3.173
15	9	D.Petrucci	3.257
16	28	B.Ray	3.562
17	5	P.Oettl	3.831
18	35	H.Syahrin	3.928
19	51	E.Granado	4.067
20	34	L.Baldassarri	4.717
21	52	O.Konig	5.120
22	75	I.Lopes	5.225
23	66	T.Sykes	5.618
24	32	I.Vinales	5.904

Lap 2

1	1	A.Bautista	3'27.320
2	21	M.Rinaldi	0.601
3	65	J.Rea	0.851
4	54	T.Razgatioglu	1.161
5	55	A.Locatelli	1.427
6	77	D.Aegerter	1.691
7	47	A.Bassani	2.029
8	97	X.Vierge	2.826
9	87	R.Gardner	2.966
10	22	A.Lowes	3.261
11	45	S.Redding	3.628
12	7	I.Lecuona	3.764
13	9	D.Petrucci	4.375
14	31	G.Gerloff	4.539
15	76	L.Baz	5.132
16	5	P.Oettl	5.372
17	28	B.Ray	5.722
18	35	H.Syahrin	5.784
19	51	E.Granado	5.946
20	34	L.Baldassarri	6.470
21	75	I.Lopes	7.423
22	66	T.Sykes	10.393
23	32	I.Vinales	11.294

Lap 3

1	1	A.Bautista	5'09.215
2	21	M.Rinaldi	0.972
3	65	J.Rea	1.353
4	54	T.Razgatioglu	1.506
5	47	A.Bassani	2.677
6	55	A.Locatelli	2.898
7	77	D.Aegerter	3.089
8	97	X.Vierge	3.729
9	87	R.Gardner	3.837
10	22	A.Lowes	4.391
11	7	I.Lecuona	4.634
12	45	S.Redding	4.946
13	9	D.Petrucci	5.532
14	31	G.Gerloff	5.892
15	76	L.Baz	6.896
16	5	P.Oettl	7.020
17	35	H.Syahrin	7.569
18	28	B.Ray	8.273
19	34	L.Baldassarri	8.568
20	75	I.Lopes	9.696
21	66	T.Sykes	13.610

06/05/2023

These data/results cannot be reproduced, stored and/or transmitted in whole or in part by any manner of electronic, mechanical, photocopying, recording, broadcasting or otherwise now known or herein after developed without the previous express consent by the copyright owner, except for reproduction in daily press and regular printed publications on sale to the public within 60 days of the event related to those data/results and always provided that copyright symbol appears together as follows below.

© DORNA WSBK ORGANIZATION Srl 2023

Prosecco DOC Catalunya, 5-7 May 2023
Lap Chart Race 1 - Red Flag

Circuit de Barcelona 4.657 m

3 / 3

Race Pace Comparison

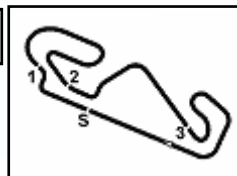
	1 Bau	21 Rin	65 Rea	54 Raz	47 Bas	55 Loc	77 Aeg	97 Vie	87 Gar	22 Low	7 Lec	45 Red	9 Pet	31 Ger
1	1'45.441	1'45.802	1'46.075	1'46.338	1'47.301	1'46.256	1'46.736	1'47.145	1'47.398	1'47.614	1'47.926	1'47.779	1'48.698	1'48.614
2	1'41.879	1'42.119	1'42.096	1'42.143	1'42.048	1'42.491	1'42.275	1'43.001	1'42.888	1'42.967	1'43.158	1'43.169	1'42.997	1'43.245
3	1'41.895	1'42.266	1'42.397	1'42.240	1'42.543	1'43.366	1'43.293	1'42.798	1'42.766	1'43.025	1'42.765	1'43.213	1'43.052	1'43.248

	5 Det	76 Baz	35 Sya	28 Ray	34 Bal	75 Lop	66 Syk	32 Vin	51 Gra	52 Kon
1	1'49.272	1'48.444	1'49.369	1'49.003	1'50.158	1'50.666	1'51.059	1'51.345	1'49.508	1'50.561
2	1'43.420	1'44.008	1'43.735	1'44.039	1'43.632	1'44.077	1'46.654	1'47.269	1'43.758	
3	1'43.543	1'43.659	1'43.680	1'44.446	1'43.993	1'44.168	1'45.112	1'44.827		

06/05/2023

These data/results cannot be reproduced, stored and/or transmitted in whole or in part by any manner of electronic, mechanical, photocopying, recording, broadcasting or otherwise now known or herein after developed without the previous express consent by the copyright owner, except for reproduction in daily press and regular printed publications on sale to the public within 60 days of the event related to those data/results and always provided that copyright symbol appears together as follows below.

© DORNA WSBK ORGANIZATION Srl 2023



Prosecco DOC Catalunya, 5-7 May 2023

Best Sectors & Speed Race 1 - Red Flag

Circuit de Barcelona 4.657 m

RESULTS			LL	Int.	
1	66	T. SYKES	Kawasaki ZX-10RR	3	FL
2	32	I. VINALES	Kawasaki ZX-10RR	3	FL
3	1	A. BAUTISTA	Ducati Panigale V4R	3	SPD
4	21	M. RINALDI	Ducati Panigale V4R	3	SPD
5	65	J. REA	Kawasaki ZX-10RR	3	SPD
6	54	T. RAZGATLIOGLU	Yamaha YZF R1	3	SPD
7	47	A. BASSANI	Ducati Panigale V4R	3	SPD
8	55	A. LOCATELLI	Yamaha YZF R1	3	SPD
9	77	D. AEGERTER	Yamaha YZF R1	3	SPD
10	97	X. VIERGE	Honda CBR1000 RR-R	3	SPD
11	87	R. GARDNER	Yamaha YZF R1	3	SPD
12	22	A. LOWES	Kawasaki ZX-10RR	3	SPD
13	7	I. LECUONA	Honda CBR1000 RR-R	3	SPD
14	45	S. REDDING	BMW M1000 RR	3	SPD
15	9	D. PETRUCCI	Ducati Panigale V4R	3	SPD
16	31	G. GERLOFF	BMW M1000 RR	3	SPD
17	5	P. OETTL	Ducati Panigale V4R	3	SPD
18	76	L. BAZ	BMW M1000 RR	3	SPD
19	35	H. SYHRIN	Honda CBR1000 RR-R	3	SPD
20	28	B. RAY	Yamaha YZF R1	3	SPD
21	34	L. BALDASSARRI	Yamaha YZF R1	3	SPD
22	75	I. LOPES	BMW M1000 RR	3	SPD
RET	51	E. GRANADO	Honda CBR1000 RR-R	2	
RET	52	D. KONIG	Kawasaki ZX-10RR	1	

SPEED				
1	31	G. GERLOFF	BMW M1000 RR	326,3
2	9	D. PETRUCCI	Ducati Panigale V4R	326,3
3	97	X. VIERGE	Honda CBR1000 RR-R	326,3
4	7	I. LECUONA	Honda CBR1000 RR-R	326,3
5	21	M. RINALDI	Ducati Panigale V4R	322,4
6	47	A. BASSANI	Ducati Panigale V4R	322,4
7	45	S. REDDING	BMW M1000 RR	322,4
8	54	T. RAZGATLIOGLU	Yamaha YZF R1	322,4
9	76	L. BAZ	BMW M1000 RR	320,5
10	87	R. GARDNER	Yamaha YZF R1	320,5
11	22	A. LOWES	Kawasaki ZX-10RR	319,5
12	5	P. OETTL	Ducati Panigale V4R	319,5
13	77	D. AEGERTER	Yamaha YZF R1	318,6
14	55	A. LOCATELLI	Yamaha YZF R1	318,6
15	51	E. GRANADO	Honda CBR1000 RR-R	317,6
16	65	J. REA	Kawasaki ZX-10RR	317,6
17	75	I. LOPES	BMW M1000 RR	317,6
18	1	A. BAUTISTA	Ducati Panigale V4R	316,7
19	28	B. RAY	Yamaha YZF R1	316,7
20	35	H. SYHRIN	Honda CBR1000 RR-R	315,8
21	34	L. BALDASSARRI	Yamaha YZF R1	314,0
22	52	D. KONIG	Kawasaki ZX-10RR	311,2
23	66	T. SYKES	Kawasaki ZX-10RR	309,5
24	32	I. VINALES	Kawasaki ZX-10RR	301,7

SEG. 1			
1	47	A. BASSANI	17.200
2	1	A. BAUTISTA	17.206
3	21	M. RINALDI	17.231
4	97	X. VIERGE	17.233
5	65	J. REA	17.242
6	54	T. RAZGATLIOGLU	17.283
7	45	S. REDDING	17.328
8	31	G. GERLOFF	17.337
9	7	I. LECUONA	17.360
10	87	R. GARDNER	17.409
11	5	P. OETTL	17.424
12	9	D. PETRUCCI	17.430
13	76	L. BAZ	17.441
14	77	D. AEGERTER	17.484
15	35	H. SYHRIN	17.508
16	22	A. LOWES	17.546
17	75	I. LOPES	17.559
18	55	A. LOCATELLI	17.611
19	34	L. BALDASSARRI	17.622
20	28	B. RAY	17.645
21	51	E. GRANADO	17.651
22	66	T. SYKES	17.870
23	32	I. VINALES	17.916
24	52	D. KONIG	17.958

SEG. 2			
1	1	A. BAUTISTA	32.180
2	47	A. BASSANI	32.306
3	21	M. RINALDI	32.321
4	65	J. REA	32.361
5	77	D. AEGERTER	32.372
6	54	T. RAZGATLIOGLU	32.400
7	55	A. LOCATELLI	32.421
8	7	I. LECUONA	32.520
9	87	R. GARDNER	32.525
10	22	A. LOWES	32.543
11	97	X. VIERGE	32.613
12	9	D. PETRUCCI	32.646
13	31	G. GERLOFF	32.667
14	45	S. REDDING	32.676
15	51	E. GRANADO	32.800
16	76	L. BAZ	32.810
17	34	L. BALDASSARRI	32.819
18	5	P. OETTL	32.833
19	35	H. SYHRIN	32.892
20	28	B. RAY	32.986
21	75	I. LOPES	33.026
22	66	T. SYKES	33.072
23	32	I. VINALES	33.152
24	52	D. KONIG	33.807

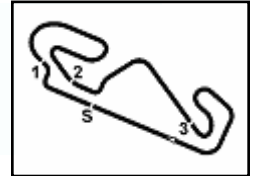
SEG. 3			
1	1	A. BAUTISTA	20.920
2	21	M. RINALDI	20.929
3	65	J. REA	20.945
4	54	T. RAZGATLIOGLU	20.978
5	77	D. AEGERTER	20.982
6	55	A. LOCATELLI	21.003
7	47	A. BASSANI	21.053
8	22	A. LOWES	21.138
9	97	X. VIERGE	21.150
10	87	R. GARDNER	21.164
11	9	D. PETRUCCI	21.199
12	5	P. OETTL	21.221
13	45	S. REDDING	21.230
14	7	I. LECUONA	21.258
15	51	E. GRANADO	21.258
16	31	G. GERLOFF	21.261
17	76	L. BAZ	21.292
18	34	L. BALDASSARRI	21.298
19	35	H. SYHRIN	21.350
20	75	I. LOPES	21.405
21	28	B. RAY	21.520
22	32	I. VINALES	21.546
23	66	T. SYKES	21.688
24	52	D. KONIG	21.769

SEG. 4			
1	54	T. RAZGATLIOGLU	31.409
2	21	M. RINALDI	31.428
3	1	A. BAUTISTA	31.431
4	77	D. AEGERTER	31.437
5	55	A. LOCATELLI	31.456
6	47	A. BASSANI	31.489
7	31	G. GERLOFF	31.539
8	65	J. REA	31.548
9	7	I. LECUONA	31.576
10	87	R. GARDNER	31.606
11	9	D. PETRUCCI	31.606
12	97	X. VIERGE	31.665
13	22	A. LOWES	31.682
14	45	S. REDDING	31.737
15	51	E. GRANADO	31.752
16	35	H. SYHRIN	31.753
17	28	B. RAY	31.769
18	76	L. BAZ	31.803
19	5	P. OETTL	31.804
20	34	L. BALDASSARRI	31.893
21	75	I. LOPES	31.950
22	52	D. KONIG	32.175
23	32	I. VINALES	32.213
24	66	T. SYKES	32.357

06/05/2023

These data/results cannot be reproduced, stored and/or transmitted in whole or in part by any manner of electronic, mechanical, photocopying, recording, broadcasting or otherwise now known or herein after developed without the previous express consent by the copyright owner, except for reproduction in daily press and regular printed publications on sale to the public within 60 days of the event related to those data/results and always provided that copyright symbol appears together as follows below.

© DORNA WSBK ORGANIZATION Srl 2023



Prosecco DOC Catalunya, 5-7 May 2023

Chronological Analysis Race 1 - Red Flag

Start at 14:00'27.503

1 / 2

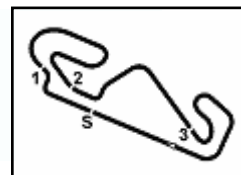
1° 1 A. BAUTISTA [1'41.879]								11° 7 I. LECUDNA [1'42.765]							
Lap	Seg1	Seg2	Seg3	Seg4	Lap Time	km/h	Local Time	Lap	Seg1	Seg2	Seg3	Seg4	Lap Time	km/h	Local Time
1		32.430	20.965	31.431	1'45.441	267,3	14:02'12.944	1		32.996	21.557	31.605	1'47.926	265,4	14:02'15.429
2	17.247	32.180	20.920	31.532	1'41.879	316,7	14:03'54.823	2	17.440	32.807	21.335	31.576	1'43.158	326,3	14:03'58.587
3	17.206	32.279	20.963	31.447	1'41.895	315,8	14:05'36.718	3	17.360	32.520	21.258	31.627	1'42.765	323,4	14:05'41.352
Last Passing Point SPD at 14:05'43.603								Last Passing Point SPD at 14:05'48.169							
2° 21 M. RINALDI [1'42.119]								12° 45 S. REDDING [1'43.169]							
Lap	Seg1	Seg2	Seg3	Seg4	Lap Time	km/h	Local Time	Lap	Seg1	Seg2	Seg3	Seg4	Lap Time	km/h	Local Time
1		32.597	21.060	31.428	1'45.802	270,0	14:02'13.305	1		32.927	21.352	31.737	1'47.779	270,0	14:02'15.282
2	17.242	32.321	20.929	31.627	1'42.119	322,4	14:03'55.424	2	17.461	32.676	21.230	31.802	1'43.169	316,7	14:03'58.451
3	17.231	32.482	20.989	31.564	1'42.266	319,5	14:05'37.690	3	17.328	32.815	21.308	31.762	1'43.213	322,4	14:05'41.664
Last Passing Point SPD at 14:05'44.595								Last Passing Point SPD at 14:05'48.539							
3° 65 J. REA [1'42.096]								13° 9 D. PETRUCCI [1'42.997]							
Lap	Seg1	Seg2	Seg3	Seg4	Lap Time	km/h	Local Time	Lap	Seg1	Seg2	Seg3	Seg4	Lap Time	km/h	Local Time
1		32.564	21.025	31.598	1'46.075	260,9	14:02'13.578	1		33.159	21.582	31.687	1'48.698	262,8	14:02'16.201
2	17.242	32.361	20.945	31.548	1'42.096	316,7	14:03'55.674	2	17.546	32.646	21.199	31.606	1'42.997	326,3	14:03'59.198
3	17.290	32.488	21.024	31.595	1'42.397	315,8	14:05'38.071	3	17.430	32.646	21.215	31.761	1'43.052	321,4	14:05'42.250
Last Passing Point SPD at 14:05'45.009								Last Passing Point SPD at 14:05'49.131							
4° 54 T. RAZGATLIOGLU [1'42.143]								14° 31 G. GERLOFF [1'43.245]							
Lap	Seg1	Seg2	Seg3	Seg4	Lap Time	km/h	Local Time	Lap	Seg1	Seg2	Seg3	Seg4	Lap Time	km/h	Local Time
1		32.618	21.064	31.409	1'46.338	267,3	14:02'13.841	1		33.419	21.565	31.814	1'48.614	265,4	14:02'16.117
2	17.325	32.400	20.978	31.440	1'42.143	320,5	14:03'55.984	2	17.676	32.769	21.261	31.539	1'43.245	326,3	14:03'59.362
3	17.283	32.465	20.981	31.511	1'42.240	320,5	14:05'38.224	3	17.337	32.667	21.423	31.821	1'43.248	321,4	14:05'42.610
Last Passing Point SPD at 14:05'45.101								Last Passing Point SPD at 14:05'49.442							
5° 47 A. BASSANI [1'42.048]								15° 5 P. OETTL [1'43.420]							
Lap	Seg1	Seg2	Seg3	Seg4	Lap Time	km/h	Local Time	Lap	Seg1	Seg2	Seg3	Seg4	Lap Time	km/h	Local Time
1		33.047	21.236	31.617	1'47.301	276,9	14:02'14.804	1		33.515	21.610	31.992	1'49.272	268,7	14:02'16.775
2	17.200	32.306	21.053	31.489	1'42.048	322,4	14:03'56.852	2	17.510	32.885	21.221	31.804	1'43.420	314,9	14:04'00.195
3	17.328	32.586	21.068	31.561	1'42.543	322,4	14:05'39.395	3	17.424	32.833	21.341	31.945	1'43.543	319,5	14:05'43.738
Last Passing Point SPD at 14:05'46.267								Last Passing Point SPD at 14:05'50.558							
6° 55 A. LOCATELLI [1'42.491]								16° 76 L. BAZ [1'43.659]							
Lap	Seg1	Seg2	Seg3	Seg4	Lap Time	km/h	Local Time	Lap	Seg1	Seg2	Seg3	Seg4	Lap Time	km/h	Local Time
1		32.493	21.058	31.529	1'46.256	268,7	14:02'13.759	1		33.219	21.513	31.803	1'48.444	270,7	14:02'15.947
2	17.611	32.421	21.003	31.456	1'42.491	317,6	14:03'56.250	2	18.028	32.810	21.318	31.852	1'44.008	318,6	14:03'59.955
3	17.817	32.571	21.163	31.815	1'43.366	316,7	14:05'39.616	3	17.441	32.895	21.292	32.031	1'43.659	320,5	14:05'43.614
Last Passing Point SPD at 14:05'46.514								Last Passing Point SPD at 14:05'50.562							
7° 77 D. AEGERTER [1'42.275]								17° 35 H. SYAHRIN [1'43.680]							
Lap	Seg1	Seg2	Seg3	Seg4	Lap Time	km/h	Local Time	Lap	Seg1	Seg2	Seg3	Seg4	Lap Time	km/h	Local Time
1		32.797	21.110	31.513	1'46.736	264,1	14:02'14.239	1		33.437	21.606	31.869	1'49.369	277,6	14:02'16.872
2	17.484	32.372	20.982	31.437	1'42.275	315,8	14:03'56.514	2	17.588	33.044	21.350	31.753	1'43.735	302,5	14:04'00.607
3	17.654	32.994	21.108	31.537	1'43.293	314,9	14:05'39.807	3	17.508	32.892	21.388	31.892	1'43.680	315,8	14:05'44.287
Last Passing Point SPD at 14:05'46.707								Last Passing Point SPD at 14:05'51.225							
8° 97 X. VIERGE [1'42.798]								18° 28 B. RAY [1'44.039]							
Lap	Seg1	Seg2	Seg3	Seg4	Lap Time	km/h	Local Time	Lap	Seg1	Seg2	Seg3	Seg4	Lap Time	km/h	Local Time
1		32.865	21.196	31.665	1'47.145	270,0	14:02'14.648	1		33.519	21.631	31.769	1'49.003	274,8	14:02'16.506
2	17.527	32.613	21.150	31.711	1'43.001	323,4	14:03'57.649	2	17.645	32.986	21.545	31.863	1'44.039	314,0	14:04'00.545
3	17.233	32.727	21.162	31.676	1'42.798	322,4	14:05'40.447	3	17.726	33.203	21.520	31.997	1'44.446	316,7	14:05'44.991
Last Passing Point SPD at 14:05'47.225								Last Passing Point SPD at 14:05'52.023							
9° 87 R. GARDNER [1'42.766]								19° 34 L. BALDASSARRI [1'43.632]							
Lap	Seg1	Seg2	Seg3	Seg4	Lap Time	km/h	Local Time	Lap	Seg1	Seg2	Seg3	Seg4	Lap Time	km/h	Local Time
1		32.910	21.271	31.735	1'47.398	266,0	14:02'14.901	1		33.961	21.519	32.408	1'50.158	270,7	14:02'17.661
2	17.409	32.579	21.294	31.606	1'42.888	319,5	14:03'57.789	2	17.622	32.819	21.298	31.893	1'43.632	310,3	14:04'01.293
3	17.447	32.525	21.164	31.630	1'42.766	314,9	14:05'40.555	3	17.693	32.870	21.431	31.999	1'43.993	313,0	14:05'45.286
Last Passing Point SPD at 14:05'47.462								Last Passing Point SPD at 14:05'52.335							
10° 22 A. LOWES [1'42.967]								20° 75 I. LOPES [1'44.077]							
Lap	Seg1	Seg2	Seg3	Seg4	Lap Time	km/h	Local Time	Lap	Seg1	Seg2	Seg3	Seg4	Lap Time	km/h	Local Time
1		32.996	21.235	31.763	1'47.614	261,5	14:02'15.117	1		33.829	21.463	32.747	1'50.666	279,1	14:02'18.169
2	17.546	32.543	21.196	31.682	1'42.967	316,7	14:03'58.084	2	17.583	33.026	21.518	31.950	1'44.077	312,1	14:04'02.246
3	17.570	32.621	21.138	31.696	1'43.025	317,6	14:05'41.109	3	17.559	33.055	21.405	32.149	1'44.168	314,0	14:05'46.414
Last Passing Point SPD at 14:05'48.012								Last Passing Point SPD at 14:05'53.348							

06/05/2023

P = Pits In/Out - C = Lap Time Cancelled

These data/results cannot be reproduced, stored and/or transmitted in whole or in part by any manner of electronic, mechanical, photocopying, recording, broadcasting or otherwise now known or herein after developed without the previous express consent by the copyright owner, except for reproduction in daily press and regular printed publications on sale to the public within 60 days of the event related to those data/results and always provided that copyright symbol appears together as follows below.

© DORNA WSBK ORGANIZATION Srl 2023



Prosecco DOC Catalunya, 5-7 May 2023

Chronological Analysis Race 1 - Red Flag

Start at 14:00'27.503

21° 66 T. SYKES [1'45.112]							
Lap	Seg.1	Seg.2	Seg.3	Seg.4	Lap Time	km/h	Local Time
1		33.805	21.999	32.357	1'51.059	270,7	14:02'18.562
2	17.870	34.495	21.875	32.414	1'46.654	309,5	14:04'05.216
3	17.915	33.072	21.688	32.437	1'45.112	307,7	14:05'50.328

Last Passing Point FL at 14:05'50.328

22° 32 I. VINALES [1'44.827]							
Lap	Seg.1	Seg.2	Seg.3	Seg.4	Lap Time	km/h	Local Time
1		33.856	22.084	32.350	1'51.345	266,0	14:02'18.848
2	17.964	35.438	21.644	32.223	1'47.269	301,7	14:04'06.117
3	17.916	33.152	21.546	32.213	1'44.827	299,2	14:05'50.944

Last Passing Point FL at 14:05'50.944

RET 51 E. GRANADO [1'43.758]							
Lap	Seg.1	Seg.2	Seg.3	Seg.4	Lap Time	km/h	Local Time
1		33.392	21.488	31.991	1'49.508	271,4	14:02'17.011
2	17.651	32.964	21.391	31.752	1'43.758	313,0	14:04'00.769

Last Passing Point I3.1 at 14:05'21.763

RET 52 D. KONIG							
Lap	Seg.1	Seg.2	Seg.3	Seg.4	Lap Time	km/h	Local Time
1		33.807	21.769	32.175	1'50.561	277,6	14:02'18.064

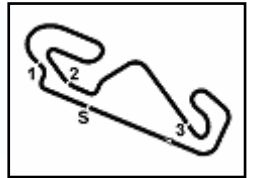
Last Passing Point I1 at 14:02'36.022

06/05/2023

P = Pits In/Dut - C = Lap Time Cancelled

These data/results cannot be reproduced, stored and/or transmitted in whole or in part by any manner of electronic, mechanical, photocopying, recording, broadcasting or otherwise now known or herein after developed without the previous express consent by the copyright owner, except for reproduction in daily press and regular printed publications on sale to the public within 60 days of the event related to those data/results and always provided that copyright symbol appears together as follows below.

© DORNA WSBK ORGANIZATION Srl 2023




Circuit de Barcelona 4.657 m

Prosecco DOC Catalunya, 5-7 May 2023


Weather Report Race 1 - Red Flag

Session started 14:00 - Session ended 14:08

Air Temperature




Track Temperature




Air Pressure



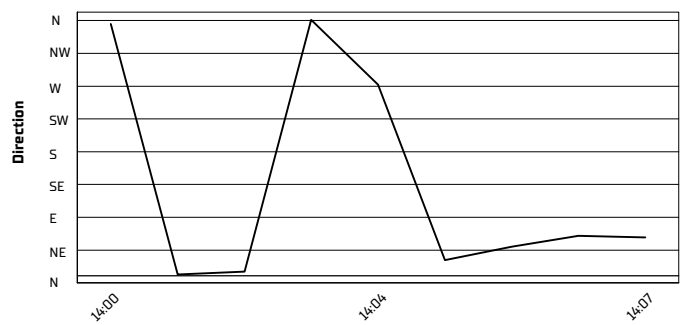
Humidity



Wind Speed



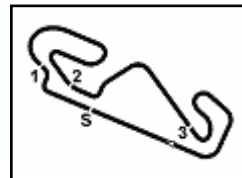
Wind Direction



06/05/2023

These data/results cannot be reproduced, stored and/or transmitted in whole or in part by any manner of electronic, mechanical, photocopying, recording, broadcasting or otherwise now known or herein after developed without the previous express consent by the copyright owner, except for reproduction in daily press and regular printed publications on sale to the public within 60 days of the event related to those data/results and always provided that copyright symbol appears together as follows below.

© DORNA WSBK ORGANIZATION Srl 2023



Prosecco DOC Catalunya, 5-7 May 2023

Starting Grid - Race 1 ReStart (17 Laps x 4,657 km = 79,169 km)

Circuit de Barcelona 4.657 m

1	1	1 BAUTISTA A. Ducati	2	21 RINALDI M. Ducati	3	65 REA J. Kawasaki
2	4	54 RAZGATLIOGLU T. Yamaha	5	47 BASSANI A. Ducati	6	55 LOCATELLI A. Yamaha
3	7	77 AEGERTER D. Yamaha	8	97 VIERGE X. Honda	9	87 GARDNER R. Yamaha
4	10	22 LOWES A. Kawasaki	11	7 LECUONA I. Honda	12	45 REDDING S. BMW
5	13	9 PETRUCCI D. Ducati	14	31 GERLOFF G. BMW	15	5 OETTL P. Ducati
6	16	76 BAZ L. BMW	17	35 SYHRIN H. Honda	18	28 RAY B. Yamaha
7	19	34 BALDASSARRI L. Yamaha	20	75 LOPES I. BMW	21	66 SYKES T. Kawasaki
8	22	32 VINALES I. Kawasaki				

06/05/2023 The Race Director

These data/results cannot be reproduced, stored and/or transmitted in whole or in part by any manner of electronic, mechanical, photocopying, recording, broadcasting or otherwise now known or herein after developed without the previous express consent by the copyright owner, except for reproduction in daily press and regular printed publications on sale to the public within 60 days of the event related to those data/results and always provided that copyright symbol appears together as follows below. © DORNA WSBK ORGANIZATION Srl 2023