

Prosecco DOC Catalunya, 5-7 May 2023 Results Race 2

Laps 20 = 93,140 Km - Time of Race 34'17.010 - Avg. 163,006 km/h

1 / 2

Pos	Grid	No. Rider	Nat	Team	Bike	Class	LL	Gap	Rel.	Fastest Lap	Speed	Qualifying	Speed
1	1	1 A. BAUTISTA	ESP	Aruba.it Racing - Ducati	Ducati Panigale V4R		20			1'41.730	320,5	1'40.264	322,4
2	2	54 T. RAZGATLIOGLU	TUR	Pata Yamaha Prometeon WorldSBK	Yamaha YZF R1		20	8.583	8.583	1'42.196	318,6	1'41.122	314,9
3	8	21 M. RINALDI	ITA	Aruba.it Racing - Ducati	Ducati Panigale V4R		20	8.643	0.060	1'42.028	322,4	1'40.771	321,4
4	5	22 A. LOWES	GBR	Kawasaki Racing Team WorldSBK	Kawasaki ZX-10RR		20	11.366	2.723	1'42.158	320,5	1'40.971	321,4
5	10	65 J. REA	GBR	Kawasaki Racing Team WorldSBK	Kawasaki ZX-10RR		20	12.824	1.458	1'42.353	324,3	1'40.761	315,8
6	9	97 X. VIERGE	ESP	Team HRC	Honda CBR1000 RR-R		20	15.242	2.418	1'42.353	324,3	1'41.423	330,3
7	3	55 A. LOCATELLI	ITA	Pata Yamaha Prometeon WorldSBK	Yamaha YZF R1		20	15.771	0.529	1'42.329	321,4	1'41.233	319,5
8	6	77 D. AEGERTER	SUI	GYTR GRT Yamaha WorldSBK Team	Yamaha YZF R1	IND	20	16.516	0.745	1'42.375	319,5	1'40.737	313,0
9	4	7 I. LECUONA	ESP	Team HRC	Honda CBR1000 RR-R		20	18.946	2.430	1'42.348	326,3	1'40.783	323,4
10	7	31 G. GERLOFF	USA	Bonovo Action BMW	BMW M1000 RR	IND	20	19.637	0.691	1'42.488	330,3	1'41.141	326,3
11	14	47 A. BASSANI	ITA	Motocorsa Racing	Ducati Panigale V4R	IND	20	21.561	1.924	1'42.831	324,3	1'41.834	322,4
12	12	9 D. PETRUCCI	ITA	Barni Spark Racing Team	Ducati Panigale V4R	IND	20	23.410	1.849	1'42.565	328,3	1'41.420	320,5
13	11	87 R. GARDNER	AUS	GYTR GRT Yamaha WorldSBK Team	Yamaha YZF R1	IND	20	25.255	1.845	1'43.106	319,5	1'41.071	321,4
14	15	5 P. OETTL	GER	Team GoEleven	Ducati Panigale V4R	IND	20	29.381	4.126	1'42.860	324,3	1'41.965	322,4
15	18	28 B. RAY	GBR	Yamaha Motoxrcing WorldSBK Team	Yamaha YZF R1	IND	20	34.437	5.056	1'43.174	315,8	1'42.307	315,8
16	16	76 L. BAZ	FRA	Bonovo Action BMW	BMW M1000 RR	IND	20	37.717	3.280	1'43.141	320,5	1'42.028	323,4
17	19	75 I. LOPES	POR	ROKIT BMW Motorrad WorldSBK Team	BMW M1000 RR		20	37.757	0.040	1'43.293	322,4	1'42.399	315,8
-----Not Classified-----													
RET	17	34 L. BALDASSARRI	ITA	GMT94 Yamaha	Yamaha YZF R1	IND	18	2 Laps		1'43.496	313,0	1'42.197	314,0
RET	13	45 S. REDDING	GBR	ROKIT BMW Motorrad WorldSBK Team	BMW M1000 RR		14	6 Laps		1'42.754	325,3	1'41.703	322,4
RET	22	32 I. VINALES	ESP	TPR by Vinales Racing	Kawasaki ZX-10RR	IND	8	12 Laps		1'45.187	300,0	1'43.862	299,2
RET	21	66 T. SYKES	GBR	Kawasaki Puccetti Racing	Kawasaki ZX-10RR	IND	0				269,3	1'42.609	306,8
RET	20	35 H. SYHRIN	MAS	PETRONAS MIE Racing HONDA Team	Honda CBR1000 RR-R	IND	0				274,8	1'42.456	323,4

AIR	Humidity:	63%	Temp:	23°C
TRACK	Condition:	Dry	Temp:	34°C

Records	Pole [SP]	2023	A.Bautista	1'40.264	167,211 Km/h
	Race [SPRC]	2022	A.Bautista	1'41.135	165,771 Km/h
	All Times [SP]	2023	A.Bautista	1'40.264	167,211 Km/h
Race Fastest Lap		Lap 4	A.Bautista	1'41.730	164,801 Km/h

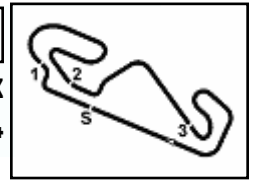
LAP LEADERS					
No. Rider	From	To	Laps	Total	
54 T. RAZGATLIOGLU	1	1	1	1	
1 A. BAUTISTA	2	20	19	19	

TOTAL LEADER LAPS		
No. Rider	Laps	
1 A. BAUTISTA	152	
65 J. REA	17	
54 T. RAZGATLIOGLU	13	
21 M. RINALDI	12	

Start 07/05/2023 14:00 End 14:38 The results are provisional until the end of the time limit for protests and appeals and the completion of the technical checks.

These data/results cannot be reproduced, stored and/or transmitted in whole or in part by any manner of electronic, mechanical, photocopying, recording, broadcasting or otherwise now known or herein after developed without the previous express consent by the copyright owner, except for reproduction in daily press and regular printed publications on sale to the public within 60 days of the event related to those data/results and always provided that copyright symbol appears together as follows below.

© DORNA WSBK ORGANIZATION Srl 2023



Prosecco DOC Catalunya, 5-7 May 2023
Results Race 2

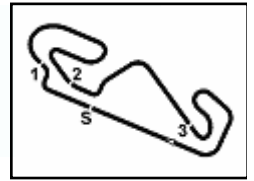
Race Highlights

Time	No. Rider	Description
13.39.54		WHITE FLAG - DROPS OF RAIN IN SECTOR 1 & 2
13.40.34		Sighting Lap Started
13.40.45		DROPS of RAIN in All Sectors
13.57.52		Warm-up Lap Started
13.58.22		WHITE FLAG
13.58.55		DROPS of RAIN in Sector 1 & 2 & 4
14.00.31		Start
14.01.18	35 H. SYHRIN	Crashed - Turn 4
14.01.18	66 T. SYKES	Crashed - Turn 4
14.02.42		No Jump Starts
14.03.04	35 H. SYHRIN	Not Actively Competing
14.03.07	66 T. SYKES	Not Actively Competing
14.05.43	35 H. SYHRIN	Medical Centre
14.14.38	32 I. VINALES	Entered Pits
14.16.19	32 I. VINALES	Retired
14.22.47		2/3 of Race Distance Completed
14.24.53	45 S. REDDING	Entered Pits
14.25.38	45 S. REDDING	Retired
14.32.10	34 L. BALDASSARRI	Entered Pits
14.33.12	34 L. BALDASSARRI	Retired
14.36.01		Podium Confirmed
14.38.13		End Of Session

07/05/2023 14:00 14:38 The results are provisional until the end of the time limit for protests and appeals and the completion of the technical checks.

These data/results cannot be reproduced, stored and/or transmitted in whole or in part by any manner of electronic, mechanical, photocopying, recording, broadcasting or otherwise now known or herein after developed without the previous express consent by the copyright owner, except for reproduction in daily press and regular printed publications on sale to the public within 60 days of the event related to those data/results and always provided that copyright symbol appears together as follows below.

© DORNA WSBK ORGANIZATION Srl 2023



Prosecco DOC Catalunya, 5-7 May 2023 Championship Standings

	Points	Points From First	Points From Previous	February 26 PHILLIP ISLAND	March 5 MANDALIKA	April 23 ASSEN	May 7 BARCELONA	June 4 MISANO	July 2 DONINGTON PARK	July 16 IMOLA	July 30 MOST	September 10 MAGNY-COURS	September 24 ARAGON	October 1 PORTIMAO	October 15 VILLICUM				
1 BAUTISTA Alvaro (ESP)	236			25 25 12	25 25	25 25 12	25 25 12												
2 RAZGATLIOGLU Toprak (TUR)	167	69		16 7	20 20 12	16 20 7	20 20 9												
3 LOCATELLI Andrea (ITA)	133	103	34	13 16 5	16 11 9	13 16 5	13 9 7												
4 REA Jonathan (GBR)	100	136	33	20 8 3	7 6	20 9	16 11												
5 BASSANI Axel (ITA)	91	145	9	11 13 1	13 8 5	11 11 4	9 5												
6 AEGERTER Dominique (SUI)	73	163	18	3 9	8 4	10 13 3	11 8 4												
7 RINALDI Michael Ruben (ITA)	72	164	1	2 20 9	13 3	1 6	16 2												
8 VIERGE Xavi (ESP)	68	168	4	9 5	9 16 4	5 1	8 10 1												
9 LOWES Alex (GBR)	62	174	6	6 6	6 3 7	9 7 6	13 5												
10 LECUONA Iker (ESP)	56	180	6	10 10 2	4 7		10 7 6												
11 PETRUCCI Danilo (ITA)	55	181	1	8 7	11 10	7 8	4												
12 GARDNER Remy (AUS)	46	190	9	4 6	9	8 10	6 3												
13 GERLOFF Garrett (USA)	39	197	7	6 2	2 5	4 4	7 6 3												
14 OETTL Philipp (GER)	37	199	2	5 11 4	3	2 5	5 2												
15 REDDING Scott (GBR)	34	202	3	7 3	6 1	6 9 2													
16 VAN DER MARK Michael (NED)	19	217	15	4	10 2	3													
17 BAZ Loris (FRA)	9	227	10	1	5		3												
18 BALDASSARRI Lorenzo (ITA)	6	230	3		1 2	3													
19 SYHRIN Hafizh (MAS)	6	230	0	1	1	2	2												
20 RAY Bradley (GBR)	5	231	1				4 1												
21 LOPES Ivo Miguel (POR)	1	235	4				1												
22 SYKES Tom (GBR)	1	235	0			1													

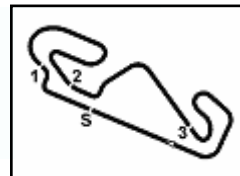
07/05/2023

These data/results cannot be reproduced, stored and/or transmitted in whole or in part by any manner of electronic, mechanical, photocopying, recording, broadcasting or otherwise now known or herein after developed without the previous express consent by the copyright owner, except for reproduction in daily press and regular printed publications on sale to the public within 60 days of the event related to those data/results and always provided that copyright symbol appears together as follows below.

© DORNA WSBK ORGANIZATION Srl 2023

FICR PERUGIA TIMING





Prosecco DOC Catalunya, 5-7 May 2023 Championship Standings

Points	Points From First	Points From Previous	Independent Riders															
			February 26 PHILIP ISLAND	March 5 MANDALIKA	April 23 ASSEN	May 7 BARCELONA	June 4 MISANO	July 2 DONINGTON PARK	July 16 IMOLA	July 30 MOST	September 10 MAGNY-COURS	September 24 ARAGON	October 1 PORTIMAO	October 15 VILLICUM				
1	BASSANI Axel [ITA]	91	11 13 1	13 8 5	11 11 4	9 5												
2	AEGERTER Dominique [SU]	73 18	3 9	8 4	10 13 3	11 8 4												
3	PETRUCCI Danilo [ITA]	55 36 18	8 7	11 10	7 8	4												
4	GARDNER Remy [AUS]	46 45 9	4 6	9	8 10	6 3												
5	GERLOFF Garrett [USA]	39 52 7	6 2	2 5	4 4	7 6 3												
6	QETTL Philipp [GER]	37 54 2	5 11 4	3	2 5	5 2												
7	BAZ Loris [FRA]	9 82 28	1	5		3												
8	BALDASSARRI Lorenzo [ITA]	6 85 3		1 2	3													
9	SYHRIN Hafizh [MAS]	6 85 0	1	1	2 2													
10	RAY Bradley [GBR]	5 86 1				4 1												
11	SYKES Tom [GBR]	1 90 4			1													

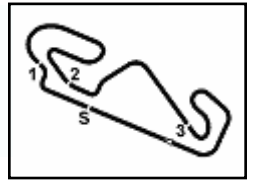
07/05/2023

These data/results cannot be reproduced, stored and/or transmitted in whole or in part by any manner of electronic, mechanical, photocopying, recording, broadcasting or otherwise now known or herein after developed without the previous express consent by the copyright owner, except for reproduction in daily press and regular printed publications on sale to the public within 60 days of the event related to those data/results and always provided that copyright symbol appears together as follows below.

© DORNA WSBK ORGANIZATION Srl 2023

FICR PERUGIA TIMING





Circuit de Barcelona 4.657 m

1 / 4

Prosecco DOC Catalunya, 5-7 May 2023 Lap Chart Race 2

Lap																				
	1	2	3	4	5	6	7	8	9	10	11	12	13	14	15	16	17	18	19	20
1	54	1	1	1	1	1	1	1	1	1	1	1	1	1	1	1	1	1	1	1
2	1	21	22	22	21	21	21	21	21	21	21	21	21	21	21	21	21	21	21	54
3	21	22	21	21	22	22	54	54	54	54	54	54	54	54	54	54	54	54	54	21
4	22	54	54	54	54	54	22	22	22	22	22	22	22	22	22	22	22	22	22	22
5	55	55	55	55	55	55	55	55	55	55	55	55	55	65	65	65	65	65	65	65
6	97	97	65	65	65	65	65	65	65	65	65	65	65	55	55	55	55	55	55	97
7	31	65	97	97	97	97	97	97	97	97	97	97	97	97	97	97	97	97	97	55
8	65	7	7	7	7	7	7	7	7	7	7	7	7	7	77	77	77	77	77	77
9	7	31	31	31	31	31	31	31	31	77	77	77	77	77	7	7	7	7	7	7
10	47	47	47	77	77	77	77	77	77	31	9	9	9	9	31	31	31	31	31	31
11	77	77	77	47	9	9	9	9	9	9	31	31	31	31	9	9	9	9	47	47
12	45	9	9	9	47	47	47	47	47	47	47	47	47	47	47	47	47	47	9	9
13	9	45	45	45	45	45	45	45	45	5	5	5	5	5	5	5	87	87	87	87
14	5	87	87	5	5	5	5	5	5	45	87	87	87	87	87	87	5	5	5	5
15	87	5	5	76	76	76	76	87	87	87	45	45	45	76	76	76	28	28	28	28
16	76	76	76	87	87	87	87	76	76	76	76	76	76	28	28	28	76	76	76	76
17	28	34	28	28	28	28	28	28	28	28	28	28	28	28	75	75	75	75	75	75
18	34	28	34	75	75	75	75	75	75	75	75	75	75	34	34	34	34	34		
19	75	75	75	34	34	34	34	34	34	34	34	34	45							
20	32	32	32	32	32	32	32	32												

Final Result		
1	1 A. BAUTISTA	Laps 20
2	54 T. RAZGATLIOGLU	8.583
3	21 M. RINALDI	8.643
4	22 A. LOWES	11.366
5	65 J. REA	12.824
6	97 X. VIERGE	15.242
7	55 A. LOCATELLI	15.771
8	77 D. AEGERTER	16.516
9	7 I. LECUONA	18.946
10	31 G. GERLOFF	19.637
11	47 A. BASSANI	21.561
12	9 D. PETRUCCI	23.410
13	87 R. GARDNER	25.255
14	5 P. OETTL	29.381
15	28 B. RAY	34.437
16	76 L. BAZ	37.717
17	75 I. LOPES	37.757
RET	34 L. BALDASSARRI	2 Laps
RET	45 S. REDDING	6 Laps
RET	32 I. VINALES	12 Laps
RET	35 H. SYHRIN	
RET	66 T. SYKES	

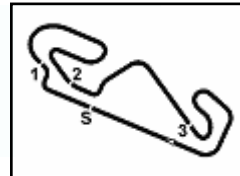
07/05/2023

These data/results cannot be reproduced, stored and/or transmitted in whole or in part by any manner of electronic, mechanical, photocopying, recording, broadcasting or otherwise now known or herein after developed without the previous express consent by the copyright owner, except for reproduction in daily press and regular printed publications on sale to the public within 60 days of the event related to those data/results and always provided that copyright symbol appears together as follows below.

© DORNA WSBK ORGANIZATION Srl 2023

FICR PERUGIA TIMING





Circuit de Barcelona 4.657 m

Prosecco DOC Catalunya, 5-7 May 2023

Lap Chart Race 2

2 / 4

Lap 1

1	54	T.Razgatlioglu	1'46.763
2	1	A.Bautista	0.042
3	21	M.Rinaldi	0.115
4	22	A.Lowes	0.205
5	55	A.Locatelli	0.403
6	97	X.Vierge	0.883
7	31	G.Gerloff	0.961
8	65	J.Rea	0.973
9	7	I.Lecuona	1.132
10	47	A.Bassani	1.381
11	77	D.Aegerter	1.479
12	45	S.Redding	1.700
13	9	D.Petrucci	1.843
14	5	P.Oettl	2.168
15	87	R.Gardner	2.280
16	76	L.Baz	2.571
17	28	B.Ray	2.687
18	34	L.Baldassarri	2.861
19	75	I.Lopes	3.180
20	32	I.Vinales	4.380

Lap 2

1	1	A.Bautista	3'29.251
2	21	M.Rinaldi	0.262
3	22	A.Lowes	0.339
4	54	T.Razgatlioglu	0.474
5	55	A.Locatelli	0.748
6	97	X.Vierge	1.179
7	65	J.Rea	1.306
8	7	I.Lecuona	1.457
9	31	G.Gerloff	1.706
10	47	A.Bassani	2.015
11	77	D.Aegerter	2.109
12	9	D.Petrucci	2.431
13	45	S.Redding	2.764
14	87	R.Gardner	3.002
15	5	P.Oettl	3.416
16	76	L.Baz	3.693
17	34	L.Baldassarri	4.267
18	28	B.Ray	4.384
19	75	I.Lopes	4.482
20	32	I.Vinales	7.079

Lap 3

1	1	A.Bautista	5'11.469
2	22	A.Lowes	0.279
3	21	M.Rinaldi	0.617
4	54	T.Razgatlioglu	0.827
5	55	A.Locatelli	1.245
6	65	J.Rea	1.602
7	97	X.Vierge	2.042
8	7	I.Lecuona	2.192
9	31	G.Gerloff	2.355
10	47	A.Bassani	2.628
11	77	D.Aegerter	2.733
12	9	D.Petrucci	3.026
13	45	S.Redding	3.300
14	87	R.Gardner	3.890
15	5	P.Oettl	4.193
16	76	L.Baz	4.683
17	28	B.Ray	5.340
18	34	L.Baldassarri	5.566
19	75	I.Lopes	5.776
20	32	I.Vinales	10.415

Lap 4

1	1	A.Bautista	6'53.199
2	22	A.Lowes	0.909
3	21	M.Rinaldi	1.001
4	54	T.Razgatlioglu	1.293
5	55	A.Locatelli	1.844

6	65	J.Rea	2.225
7	97	X.Vierge	2.665
8	7	I.Lecuona	2.810
9	31	G.Gerloff	3.113
10	77	D.Aegerter	3.378
11	47	A.Bassani	3.909
12	9	D.Petrucci	4.058
13	45	S.Redding	4.430
14	5	P.Oettl	5.323
15	76	L.Baz	6.094
16	87	R.Gardner	6.552
17	28	B.Ray	7.138
18	75	I.Lopes	7.339
19	34	L.Baldassarri	7.646
20	32	I.Vinales	14.178

Lap 5

1	1	A.Bautista	8'34.947
2	21	M.Rinaldi	1.337
3	22	A.Lowes	1.737
4	54	T.Razgatlioglu	1.952
5	55	A.Locatelli	2.707
6	65	J.Rea	2.886
7	97	X.Vierge	3.643
8	7	I.Lecuona	3.892
9	31	G.Gerloff	4.182
10	77	D.Aegerter	4.358
11	9	D.Petrucci	4.875
12	47	A.Bassani	5.595
13	45	S.Redding	5.911
14	5	P.Oettl	6.667
15	76	L.Baz	7.606
16	87	R.Gardner	7.975
17	28	B.Ray	8.907
18	75	I.Lopes	9.004
19	34	L.Baldassarri	9.394
20	32	I.Vinales	19.990

Lap 6

1	1	A.Bautista	10'16.858
2	21	M.Rinaldi	1.454
3	22	A.Lowes	2.671
4	54	T.Razgatlioglu	2.831
5	55	A.Locatelli	3.277
6	65	J.Rea	3.561
7	97	X.Vierge	4.367
8	7	I.Lecuona	4.653
9	31	G.Gerloff	5.064
10	77	D.Aegerter	5.168
11	9	D.Petrucci	5.615
12	47	A.Bassani	6.757
13	45	S.Redding	7.026
14	5	P.Oettl	7.827
15	76	L.Baz	8.977
16	87	R.Gardner	9.191
17	28	B.Ray	10.702
18	75	I.Lopes	11.069
19	34	L.Baldassarri	11.712
20	32	I.Vinales	24.004

Lap 7

1	1	A.Bautista	11'58.692
2	21	M.Rinaldi	1.752
3	54	T.Razgatlioglu	3.696
4	22	A.Lowes	3.915
5	55	A.Locatelli	4.071
6	65	J.Rea	4.412
7	97	X.Vierge	5.283
8	7	I.Lecuona	5.707
9	31	G.Gerloff	5.901
10	77	D.Aegerter	6.115
11	9	D.Petrucci	6.499
12	47	A.Bassani	7.932

13	45	S.Redding	8.337
14	5	P.Oettl	9.029
15	76	L.Baz	10.432
16	87	R.Gardner	10.575
17	28	B.Ray	12.544
18	75	I.Lopes	13.390
19	34	L.Baldassarri	13.879
20	32	I.Vinales	27.959

Lap 8

1	1	A.Bautista	13'40.518
2	21	M.Rinaldi	2.213
3	54	T.Razgatlioglu	4.617
4	22	A.Lowes	4.781
5	55	A.Locatelli	5.114
6	65	J.Rea	5.646
7	97	X.Vierge	6.334
8	7	I.Lecuona	6.818
9	31	G.Gerloff	7.040
10	77	D.Aegerter	7.196
11	9	D.Petrucci	7.460
12	47	A.Bassani	9.210
13	45	S.Redding	9.891
14	5	P.Oettl	10.590
15	87	R.Gardner	12.147
16	76	L.Baz	12.429
17	28	B.Ray	14.454
18	75	I.Lopes	15.512
19	34	L.Baldassarri	15.892
20	32	I.Vinales	45.081

Lap 9

1	1	A.Bautista	15'22.495
2	21	M.Rinaldi	2.593
3	54	T.Razgatlioglu	5.537
4	22	A.Lowes	5.786
5	55	A.Locatelli	6.249
6	65	J.Rea	6.731
7	97	X.Vierge	7.397
8	7	I.Lecuona	7.822
9	31	G.Gerloff	7.894
10	77	D.Aegerter	8.098
11	9	D.Petrucci	8.549
12	47	A.Bassani	10.368
13	45	S.Redding	11.556
14	5	P.Oettl	12.103
15	87	R.Gardner	13.663
16	76	L.Baz	14.242
17	28	B.Ray	16.385
18	75	I.Lopes	17.676
19	34	L.Baldassarri	18.004

Lap 10

1	1	A.Bautista	17'04.553
2	21	M.Rinaldi	3.138
3	54	T.Razgatlioglu	6.476
4	22	A.Lowes	6.785
5	55	A.Locatelli	7.387
6	65	J.Rea	7.824
7	97	X.Vierge	8.389
8	7	I.Lecuona	8.990
9	77	D.Aegerter	9.124
10	31	G.Gerloff	9.552
11	9	D.Petrucci	9.792
12	47	A.Bassani	11.836
13	5	P.Oettl	13.468
14	45	S.Redding	14.890
15	87	R.Gardner	15.030
16	76	L.Baz	16.053
17	28	B.Ray	18.251
18	75	I.Lopes	19.594
19	34	L.Baldassarri	20.056

Lap 11

1	1	A.Bautista	18'46.567
2	21	M.Rinaldi	3.834
3	54	T.Razgatlioglu	7.395
4	22	A.Lowes	7.692
5	55	A.Locatelli	8.595
6	65	J.Rea	8.963
7	97	X.Vierge	9.474
8	7	I.Lecuona	9.972
9	77	D.Aegerter	10.229
10	9	D.Petrucci	11.022
11	31	G.Gerloff	11.525
12	47	A.Bassani	13.210
13	5	P.Oettl	15.252
14	87	R.Gardner	16.543
15	45	S.Redding	17.417
16	76	L.Baz	18.025
17	28	B.Ray	20.149
18	75	I.Lopes	21.588
19	34	L.Baldassarri	22.439

Lap 12

1	1	A.Bautista	20'28.779
2	21	M.Rinaldi	4.403
3	54	T.Razgatlioglu	8.137
4	22	A.Lowes	8.558
5	55	A.Locatelli	9.601
6	65	J.Rea	9.867
7	97	X.Vierge	10.637
8	7	I.Lecuona	10.941
9	77	D.Aegerter	11.057
10	9	D.Petrucci	11.856
11	31	G.Gerloff	12.790
12	47	A.Bassani	14.604
13	5	P.Oettl	16.678
14	87	R.Gardner	17.898
15	45	S.Redding	19.740
16	76	L.Baz	20.266
17	28	B.Ray	22.146
18	75	I.Lopes	23.561
19	34	L.Baldassarri	25.113

Lap 13

1	1	A.Bautista	22'11.230
2	21	M.Rinaldi	5.016
3	54	T.Razgatlioglu	8.733
4	22	A.Lowes	9.467
5	55	A.Locatelli	10.547
6	65	J.Rea	10.769
7	97	X.Vierge	11.710
8	7	I.Lecuona	12.030
9	77	D.Aegerter	12.084
10	9	D.Petrucci	12.848
11	31	G.Gerloff	13.713
12	47	A.Bassani	15.833
13	5	P.Oettl	18.147
14	87	R.Gardner	19.166
15	45	S.Redding	22.307
16	76	L.Baz	22.451
17	28	B.Ray	23.708
18	75	I.Lopes	25.385
19	34	L.Baldassarri	28.054

Lap 14

1	1	A.Bautista	23'54.150
2	21	M.Rinaldi	5.431
3	54	T.Razgatlioglu	9.231
4	22	A.Lowes	10.141
5	65	J.Rea	11.493
6	55	A.Locatelli	11.655
7	97	X.Vierge	12.406
8	7	I.Lecuona	12.865

07/05/2023

These data/results cannot be reproduced, stored and/or transmitted in whole or in part by any manner of electronic, mechanical, photocopying, recording, broadcasting or otherwise now known or herein after developed without the previous express consent by the copyright owner, except for reproduction in daily press and regular printed publications on sale to the public within 60 days of the event related to those data/results and always provided that copyright symbol appears together as follows below.

© DORNA WSBK ORGANIZATION Srl 2023

FIGR PERUGIA TIMING



Prosecco DOC Catalunya, 5-7 May 2023

Lap Chart Race 2

9	77	D.Aegerter	12.946
10	9	D.Petrucci	13.659
11	31	G.Gerloff	14.455
12	47	A.Bassani	16.855
13	5	P.Dettl	19.545
14	87	R.Gardner	20.231
15	76	L.Baz	24.658
16	28	B.Ray	25.363
17	75	I.Lopes	27.389
18	34	L.Baldassarri	31.094
19	45	S.Redding	46.843

Lap 15

1	1	A.Bautista	25'37.144
2	21	M.Rinaldi	5.960
3	54	T.Razgatlioglu	9.548
4	22	A.Lowes	11.011
5	65	J.Rea	12.104
6	55	A.Locatelli	12.605
7	97	X.Vierge	13.284
8	77	D.Aegerter	13.469
9	7	I.Lecuona	14.138
10	9	D.Petrucci	14.785
11	31	G.Gerloff	15.041
12	47	A.Bassani	18.075
13	5	P.Dettl	20.856
14	87	R.Gardner	21.224
15	76	L.Baz	26.718
16	28	B.Ray	27.353
17	75	I.Lopes	29.075
18	34	L.Baldassarri	34.664

Lap 16

1	1	A.Bautista	27'20.281
2	21	M.Rinaldi	6.582
3	54	T.Razgatlioglu	9.770
4	22	A.Lowes	11.536
5	65	J.Rea	12.587
6	55	A.Locatelli	13.416
7	97	X.Vierge	14.116
8	77	D.Aegerter	14.323
9	7	I.Lecuona	15.194
10	31	G.Gerloff	15.807
11	9	D.Petrucci	16.564
12	47	A.Bassani	19.252
13	5	P.Dettl	22.523
14	87	R.Gardner	22.639
15	76	L.Baz	28.881
16	28	B.Ray	29.189
17	75	I.Lopes	30.900
18	34	L.Baldassarri	39.328

Lap 17

1	1	A.Bautista	29'03.734
2	21	M.Rinaldi	7.018
3	54	T.Razgatlioglu	10.207
4	22	A.Lowes	11.926
5	65	J.Rea	12.835
6	55	A.Locatelli	14.199
7	97	X.Vierge	14.704
8	77	D.Aegerter	14.817
9	7	I.Lecuona	16.368
10	31	G.Gerloff	16.744
11	9	D.Petrucci	18.123
12	47	A.Bassani	20.112
13	87	R.Gardner	23.526
14	5	P.Dettl	24.118
15	28	B.Ray	30.678
16	76	L.Baz	31.248
17	75	I.Lopes	32.830
18	34	L.Baldassarri	45.161

Lap 18

1	1	A.Bautista	30'47.371
2	21	M.Rinaldi	7.531
3	54	T.Razgatlioglu	10.482
4	22	A.Lowes	12.211
5	65	J.Rea	13.076
6	55	A.Locatelli	14.971
7	97	X.Vierge	15.443
8	77	D.Aegerter	15.704
9	7	I.Lecuona	17.532
10	31	G.Gerloff	18.029
11	9	D.Petrucci	19.925
12	47	A.Bassani	21.045
13	87	R.Gardner	24.335
14	5	P.Dettl	25.862
15	28	B.Ray	32.163
16	76	L.Baz	33.446
17	75	I.Lopes	34.776
18	34	L.Baldassarri	1'10.970

Lap 19

1	1	A.Bautista	32'31.175
2	21	M.Rinaldi	8.871
3	54	T.Razgatlioglu	10.707
4	22	A.Lowes	12.629
5	65	J.Rea	13.682
6	55	A.Locatelli	16.018
7	97	X.Vierge	16.189
8	77	D.Aegerter	16.572
9	7	I.Lecuona	19.062
10	31	G.Gerloff	19.499
11	47	A.Bassani	22.303
12	9	D.Petrucci	22.484
13	87	R.Gardner	25.491
14	5	P.Dettl	28.320
15	28	B.Ray	34.098
16	76	L.Baz	36.237
17	75	I.Lopes	36.830

Lap 20

1	1	A.Bautista	34'17.010
2	54	T.Razgatlioglu	8.583
3	21	M.Rinaldi	8.643
4	22	A.Lowes	11.366
5	65	J.Rea	12.824
6	97	X.Vierge	15.242
7	55	A.Locatelli	15.771
8	77	D.Aegerter	16.516
9	7	I.Lecuona	18.946
10	31	G.Gerloff	19.637
11	47	A.Bassani	21.561
12	9	D.Petrucci	23.410
13	87	R.Gardner	25.255
14	5	P.Dettl	29.381
15	28	B.Ray	34.437
16	76	L.Baz	37.717
17	75	I.Lopes	37.757

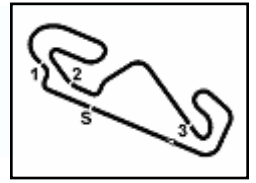
07/05/2023

These data/results cannot be reproduced, stored and/or transmitted in whole or in part by any manner of electronic, mechanical, photocopying, recording, broadcasting or otherwise now known or herein after developed without the previous express consent by the copyright owner, except for reproduction in daily press and regular printed publications on sale to the public within 60 days of the event related to those data/results and always provided that copyright symbol appears together as follows below.

© DORNA WSBK ORGANIZATION Srl 2023

FICR PERUGIA TIMING





Race Pace Comparison

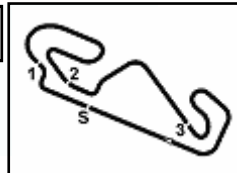
	1 Bau	54 Raz	21 Rin	22 Low	65 Rea	97 Vie	55 Loc	77 Aeg	7 Lec	31 Ger	47 Bas	9 Pet	87 Gar	5 Oet
1	1'46.805	1'46.763	1'46.878	1'46.968	1'47.736	1'47.646	1'47.166	1'48.242	1'47.895	1'47.724	1'48.144	1'48.606	1'49.043	1'48.931
2	1'42.446	1'42.962	1'42.635	1'42.622	1'42.821	1'42.784	1'42.833	1'43.118	1'42.813	1'43.233	1'43.122	1'43.076	1'43.210	1'43.736
3	1'42.218	1'42.571	1'42.573	1'42.158	1'42.514	1'43.081	1'42.715	1'42.842	1'42.953	1'42.867	1'42.831	1'42.813	1'43.106	1'42.995
4	1'41.730	1'42.196	1'42.114	1'42.360	1'42.353	1'42.353	1'42.329	1'42.375	1'42.348	1'42.488	1'43.011	1'42.762	1'44.392	1'42.860
5	1'41.748	1'42.407	1'42.084	1'42.576	1'42.409	1'42.726	1'42.611	1'42.728	1'42.830	1'42.817	1'43.434	1'42.565	1'43.171	1'43.092
6	1'41.911	1'42.790	1'42.028	1'42.845	1'42.586	1'42.635	1'42.481	1'42.721	1'42.672	1'42.793	1'43.073	1'42.651	1'43.127	1'43.071
7	1'41.834	1'42.699	1'42.132	1'43.078	1'42.685	1'42.750	1'42.628	1'42.781	1'42.888	1'42.671	1'43.009	1'42.718	1'43.218	1'43.036
8	1'41.826	1'42.747	1'42.287	1'42.692	1'43.060	1'42.877	1'42.869	1'42.907	1'42.937	1'42.965	1'43.104	1'42.787	1'43.398	1'43.387
9	1'41.977	1'42.897	1'42.357	1'42.982	1'43.062	1'43.040	1'43.112	1'42.879	1'42.981	1'42.831	1'43.135	1'43.066	1'43.493	1'43.490
10	1'42.058	1'42.997	1'42.603	1'43.057	1'43.151	1'43.050	1'43.196	1'43.084	1'43.226	1'43.716	1'43.526	1'43.301	1'43.425	1'43.423
11	1'42.014	1'42.933	1'42.710	1'42.921	1'43.153	1'43.099	1'43.222	1'43.119	1'42.996	1'43.987	1'43.388	1'43.244	1'43.527	1'43.798
12	1'42.212	1'42.954	1'42.781	1'43.078	1'43.116	1'43.375	1'43.218	1'43.040	1'43.181	1'43.477	1'43.606	1'43.046	1'43.567	1'43.638
13	1'42.451	1'43.047	1'43.064	1'43.360	1'43.353	1'43.524	1'43.397	1'43.478	1'43.540	1'43.374	1'43.680	1'43.443	1'43.719	1'43.920
14	1'42.920	1'43.418	1'43.335	1'43.594	1'43.644	1'43.616	1'44.028	1'43.782	1'43.755	1'43.662	1'43.942	1'43.731	1'43.985	1'44.318
15	1'42.994	1'43.311	1'43.523	1'43.864	1'43.605	1'43.872	1'43.944	1'43.517	1'44.267	1'43.580	1'44.214	1'44.120	1'43.987	1'44.305
16	1'43.137	1'43.359	1'43.759	1'43.662	1'43.620	1'43.969	1'43.948	1'43.991	1'44.193	1'43.903	1'44.314	1'44.916	1'44.552	1'44.804
17	1'43.453	1'43.890	1'43.889	1'43.843	1'43.701	1'44.041	1'44.236	1'43.947	1'44.627	1'44.390	1'44.313	1'45.012	1'44.340	1'45.048
18	1'43.637	1'43.912	1'44.150	1'43.922	1'43.878	1'44.376	1'44.409	1'44.524	1'44.801	1'44.922	1'44.570	1'45.439	1'44.446	1'45.381
19	1'43.804	1'44.029	1'45.144	1'44.222	1'44.410	1'44.550	1'44.851	1'44.672	1'45.334	1'45.274	1'45.062	1'46.363	1'44.960	1'46.262
20	1'45.835	1'43.711	1'45.607	1'44.572	1'44.977	1'44.888	1'45.588	1'45.779	1'45.719	1'45.973	1'45.093	1'46.761	1'45.599	1'46.896

	28 Ray	76 Baz	75 Lop	34 Bal	45 Red	32 Vin
1	1'49.450	1'49.334	1'49.943	1'49.624	1'48.463	1'51.143
2	1'44.185	1'43.610	1'43.790	1'43.894	1'43.552	1'45.187
3	1'43.174	1'43.208	1'43.512	1'43.517	1'42.754	1'45.554
4	1'43.528	1'43.141	1'43.293	1'43.810	1'42.860	1'45.493
5	1'43.517	1'43.260	1'43.413	1'43.496	1'43.229	1'47.560
6	1'43.706	1'43.282	1'43.976	1'44.229	1'43.026	1'45.925
7	1'43.676	1'43.289	1'44.155	1'44.001	1'43.145	1'45.789
8	1'43.736	1'43.823	1'43.948	1'43.839	1'43.380	1'58.948
9	1'43.908	1'43.790	1'44.141	1'44.089	1'43.642	
10	1'43.924	1'43.869	1'43.976	1'44.110	1'45.392	
11	1'43.912	1'43.986	1'44.008	1'44.397	1'44.541	
12	1'44.209	1'44.453	1'44.185	1'44.886	1'44.535	
13	1'44.013	1'44.636	1'44.275	1'45.392	1'45.018	
14	1'44.575	1'45.127	1'44.924	1'45.960	2'07.456	
15	1'44.984	1'45.054	1'44.680	1'46.564		
16	1'44.973	1'45.300	1'44.962	1'47.801		
17	1'44.942	1'45.820	1'45.383	1'49.286		
18	1'45.122	1'45.835	1'45.583	2'09.446		
19	1'45.739	1'46.595	1'45.858			
20	1'46.174	1'47.315	1'46.762			

07/05/2023

These data/results cannot be reproduced, stored and/or transmitted in whole or in part by any manner of electronic, mechanical, photocopying, recording, broadcasting or otherwise now known or herein after developed without the previous express consent by the copyright owner, except for reproduction in daily press and regular printed publications on sale to the public within 60 days of the event related to those data/results and always provided that copyright symbol appears together as follows below.

© DORNA WSBK ORGANIZATION Srl 2023



Prosecco DOC Catalunya, 5-7 May 2023

Best Sectors & Speed Race 2

Circuit de Barcelona 4.657 m

RESULTS

Pos	Rank	Name	Team	Laps
1	1	A. BAUTISTA	Ducati Panigale V4R	20
2	54	T. RAZGATLIOGLU	Yamaha YZF R1	8.583
3	21	M. RINALDI	Ducati Panigale V4R	8.643
4	22	A. LOWES	Kawasaki ZX-10RR	11.366
5	65	J. REA	Kawasaki ZX-10RR	12.824
6	97	X. VIERGE	Honda CBR1000 RR-R	15.242
7	55	A. LOCATELLI	Yamaha YZF R1	15.771
8	77	D. AEGERTER	Yamaha YZF R1	16.516
9	7	I. LECUONA	Honda CBR1000 RR-R	18.946
10	31	G. GERLOFF	BMW M1000 RR	19.637
11	47	A. BASSANI	Ducati Panigale V4R	21.561
12	9	D. PETRUCCI	Ducati Panigale V4R	23.410
13	87	R. GARDNER	Yamaha YZF R1	25.255
14	5	P. OETTL	Ducati Panigale V4R	29.381
15	28	B. RAY	Yamaha YZF R1	34.437
16	76	L. BAZ	BMW M1000 RR	37.717
17	75	I. LOPES	BMW M1000 RR	37.757
RET	34	L. BALDASSARRI	Yamaha YZF R1	2 Laps
RET	45	S. REDDING	BMW M1000 RR	6 Laps
RET	32	I. VINALES	Kawasaki ZX-10RR	12 Laps
RET	35	H. SYHRIN	Honda CBR1000 RR-R	
RET	66	T. SYKES	Kawasaki ZX-10RR	

SPEED

Pos	Rank	Name	Team	Speed
1	31	G. GERLOFF	BMW M1000 RR	330,3
2	9	D. PETRUCCI	Ducati Panigale V4R	328,3
3	7	I. LECUONA	Honda CBR1000 RR-R	326,3
4	45	S. REDDING	BMW M1000 RR	325,3
5	97	X. VIERGE	Honda CBR1000 RR-R	324,3
6	47	A. BASSANI	Ducati Panigale V4R	324,3
7	5	P. OETTL	Ducati Panigale V4R	324,3
8	65	J. REA	Kawasaki ZX-10RR	324,3
9	75	I. LOPES	BMW M1000 RR	322,4
10	21	M. RINALDI	Ducati Panigale V4R	322,4
11	55	A. LOCATELLI	Yamaha YZF R1	321,4
12	76	L. BAZ	BMW M1000 RR	320,5
13	1	A. BAUTISTA	Ducati Panigale V4R	320,5
14	22	A. LOWES	Kawasaki ZX-10RR	320,5
15	87	R. GARDNER	Yamaha YZF R1	319,5
16	77	D. AEGERTER	Yamaha YZF R1	319,5
17	54	T. RAZGATLIOGLU	Yamaha YZF R1	318,6
18	28	B. RAY	Yamaha YZF R1	315,8
19	34	L. BALDASSARRI	Yamaha YZF R1	313,0
20	32	I. VINALES	Kawasaki ZX-10RR	300,0
21	35	H. SYHRIN	Honda CBR1000 RR-R	274,8
22	66	T. SYKES	Kawasaki ZX-10RR	269,3

SEG. 1

1	1	A. BAUTISTA	17.105
2	75	I. LOPES	17.189
3	97	X. VIERGE	17.215
4	21	M. RINALDI	17.226
5	54	T. RAZGATLIOGLU	17.236
6	31	G. GERLOFF	17.236
7	7	I. LECUONA	17.245
8	22	A. LOWES	17.252
9	55	A. LOCATELLI	17.271
10	45	S. REDDING	17.282
11	47	A. BASSANI	17.317
12	65	J. REA	17.332
13	28	B. RAY	17.339
14	9	D. PETRUCCI	17.351
15	77	D. AEGERTER	17.361
16	5	P. OETTL	17.362
17	87	R. GARDNER	17.369
18	76	L. BAZ	17.405
19	34	L. BALDASSARRI	17.511
20	32	I. VINALES	18.022
21	35	H. SYHRIN	22.726

SEG. 2

1	1	A. BAUTISTA	32.325
2	22	A. LOWES	32.383
3	21	M. RINALDI	32.394
4	65	J. REA	32.477
5	77	D. AEGERTER	32.482
6	54	T. RAZGATLIOGLU	32.492
7	55	A. LOCATELLI	32.524
8	7	I. LECUONA	32.549
9	9	D. PETRUCCI	32.550
10	31	G. GERLOFF	32.568
11	97	X. VIERGE	32.596
12	87	R. GARDNER	32.648
13	5	P. OETTL	32.651
14	76	L. BAZ	32.663
15	45	S. REDDING	32.699
16	47	A. BASSANI	32.701
17	75	I. LOPES	32.705
18	28	B. RAY	32.828
19	34	L. BALDASSARRI	32.832
20	32	I. VINALES	33.286

SEG. 3

1	1	A. BAUTISTA	20.810
2	21	M. RINALDI	20.941
3	97	X. VIERGE	20.969
4	22	A. LOWES	20.982
5	65	J. REA	20.985
6	54	T. RAZGATLIOGLU	21.014
7	31	G. GERLOFF	21.026
8	77	D. AEGERTER	21.065
9	55	A. LOCATELLI	21.071
10	7	I. LECUONA	21.081
11	5	P. OETTL	21.106
12	47	A. BASSANI	21.129
13	9	D. PETRUCCI	21.138
14	45	S. REDDING	21.143
15	87	R. GARDNER	21.159
16	75	I. LOPES	21.200
17	34	L. BALDASSARRI	21.231
18	28	B. RAY	21.236
19	76	L. BAZ	21.249
20	32	I. VINALES	21.604

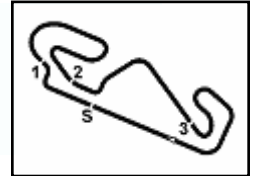
SEG. 4

1	54	T. RAZGATLIOGLU	31.333
2	22	A. LOWES	31.346
3	1	A. BAUTISTA	31.352
4	55	A. LOCATELLI	31.373
5	21	M. RINALDI	31.378
6	65	J. REA	31.387
7	9	D. PETRUCCI	31.464
8	77	D. AEGERTER	31.467
9	7	I. LECUONA	31.473
10	31	G. GERLOFF	31.498
11	97	X. VIERGE	31.563
12	87	R. GARDNER	31.566
13	45	S. REDDING	31.585
14	47	A. BASSANI	31.588
15	5	P. OETTL	31.675
16	28	B. RAY	31.733
17	75	I. LOPES	31.748
18	76	L. BAZ	31.753
19	34	L. BALDASSARRI	31.792
20	32	I. VINALES	32.249

07/05/2023

These data/results cannot be reproduced, stored and/or transmitted in whole or in part by any manner of electronic, mechanical, photocopying, recording, broadcasting or otherwise now known or herein after developed without the previous express consent by the copyright owner, except for reproduction in daily press and regular printed publications on sale to the public within 60 days of the event related to those data/results and always provided that copyright symbol appears together as follows below.

© DORNA WSBK ORGANIZATION Srl 2023



Prosecco DOC Catalunya, 5-7 May 2023
Chronological Analysis Race 2

Circuit de Barcelona 4.657 m

Start at 14:00'27.988

1 / 4

1° 1 A. BAUTISTA [1'41.730]							
Lap	Seg1	Seg2	Seg3	Seg4	Lap Time	km/h	Local Time
1		32.993	21.342	31.667	1'46.805	268,7	14:02'14.793
2	17.294	32.615	21.013	31.524	1'42.446	317,6	14:03'57.239
3	17.264	32.623	20.979	31.352	1'42.218	317,6	14:05'39.457
4	17.148	32.325	20.883	31.374	1'41.730	317,6	14:07'21.187
5	17.212	32.330	20.842	31.364	1'41.748	317,6	14:09'02.935
6	17.133	32.431	20.895	31.452	1'41.911	318,6	14:10'44.846
7	17.162	32.407	20.859	31.406	1'41.834	316,7	14:12'26.680
8	17.105	32.475	20.810	31.436	1'41.826	319,5	14:14'08.506
9	17.177	32.500	20.920	31.380	1'41.977	320,5	14:15'50.483
10	17.152	32.535	20.878	31.493	1'42.058	318,6	14:17'32.541
11	17.124	32.573	20.821	31.496	1'42.014	319,5	14:19'14.555
12	17.147	32.567	20.956	31.542	1'42.212	320,5	14:20'56.767
13	17.170	32.677	20.971	31.633	1'42.451	320,5	14:22'39.218
14	17.153	32.868	21.083	31.816	1'42.920	320,5	14:24'22.138
15	17.208	32.874	20.977	31.935	1'42.994	319,5	14:26'05.132
16	17.254	32.994	20.998	31.891	1'43.137	320,5	14:27'48.269
17	17.229	32.988	21.152	32.084	1'43.453	320,5	14:29'31.722
18	17.298	33.113	21.127	32.099	1'43.637	318,6	14:31'15.359
19	17.271	33.244	21.084	32.205	1'43.804	320,5	14:32'59.163
20	17.487	33.434	21.314	33.600	1'45.835	319,5	14:34'44.998
Race Time 34'17.010							

16	17.400	33.085	21.192	32.082	1'43.759	314,9	14:27'54.851
17	17.430	33.148	21.138	32.173	1'43.889	316,7	14:29'38.740
18	17.428	33.250	21.188	32.284	1'44.150	313,0	14:31'22.890
19	17.526	33.538	21.460	32.620	1'45.144	313,0	14:33'08.034
20	17.582	33.597	21.465	32.963	1'45.607	314,9	14:34'53.641
Race Time 34'25.653							

2° 54 T. RAZGATLIOGLU [1'42.196]							
Lap	Seg1	Seg2	Seg3	Seg4	Lap Time	km/h	Local Time
1		32.807	21.261	31.734	1'46.763	258,4	14:02'14.751
2	17.621	32.829	21.113	31.399	1'42.962	310,3	14:03'57.713
3	17.436	32.752	21.050	31.333	1'42.571	318,6	14:05'40.284
4	17.236	32.492	21.014	31.454	1'42.196	318,6	14:07'22.480
5	17.374	32.498	21.092	31.443	1'42.407	317,6	14:09'04.887
6	17.353	32.694	21.109	31.634	1'42.790	318,6	14:10'47.677
7	17.266	32.674	21.162	31.597	1'42.699	318,6	14:12'30.376
8	17.325	32.631	21.117	31.674	1'42.747	314,0	14:14'13.123
9	17.468	32.685	21.097	31.647	1'42.897	313,0	14:15'56.020
10	17.396	32.725	21.172	31.704	1'42.997	311,2	14:17'39.017
11	17.394	32.707	21.192	31.640	1'42.933	310,3	14:19'21.950
12	17.404	32.723	21.163	31.664	1'42.954	311,2	14:21'04.904
13	17.348	32.786	21.181	31.732	1'43.047	310,3	14:22'47.951
14	17.475	32.837	21.296	31.810	1'43.418	310,3	14:24'31.369
15	17.451	32.826	21.248	31.786	1'43.311	310,3	14:26'14.680
16	17.373	32.931	21.217	31.838	1'43.359	312,1	14:27'58.039
17	17.535	32.991	21.269	32.095	1'43.890	312,1	14:29'41.929
18	17.483	33.118	21.307	32.004	1'43.912	311,2	14:31'25.841
19	17.481	33.139	21.274	32.135	1'44.029	311,2	14:33'09.870
20	17.487	32.950	21.219	32.055	1'43.711	312,1	14:34'53.581
Race Time 34'25.593							

4° 22 A. LOWES [1'42.158]							
Lap	Seg1	Seg2	Seg3	Seg4	Lap Time	km/h	Local Time
1		32.742	21.381	31.461	1'46.968	264,7	14:02'14.956
2	17.511	32.634	21.074	31.403	1'42.622	314,9	14:03'57.578
3	17.399	32.431	20.982	31.346	1'42.158	320,5	14:05'39.736
4	17.252	32.383	21.048	31.677	1'42.360	316,7	14:07'22.096
5	17.541	32.484	21.099	31.452	1'42.576	311,2	14:09'04.672
6	17.434	32.615	21.179	31.617	1'42.845	316,7	14:10'47.517
7	17.549	32.691	21.194	31.644	1'43.078	314,9	14:12'30.595
8	17.322	32.588	21.178	31.604	1'42.692	320,5	14:14'13.287
9	17.488	32.634	21.151	31.709	1'42.982	307,7	14:15'56.269
10	17.465	32.616	21.208	31.768	1'43.057	318,6	14:17'39.326
11	17.323	32.673	21.270	31.655	1'42.921	317,6	14:19'22.247
12	17.396	32.736	21.157	31.789	1'43.078	317,6	14:21'05.325
13	17.436	32.811	21.131	31.982	1'43.360	319,5	14:22'48.685
14	17.459	32.862	21.262	32.011	1'43.594	313,0	14:24'32.279
15	17.439	33.139	21.236	32.050	1'43.864	314,9	14:26'16.143
16	17.496	32.969	21.208	31.989	1'43.662	318,6	14:27'59.805
17	17.419	33.016	21.283	32.125	1'43.843	315,8	14:29'43.648
18	17.516	33.074	21.166	32.166	1'43.922	314,9	14:31'27.570
19	17.514	33.144	21.266	32.298	1'44.222	315,8	14:33'11.792
20	17.488	33.286	21.351	32.447	1'44.572	315,8	14:34'56.364
Race Time 34'28.376							

3° 21 M. RINALDI [1'42.028]							
Lap	Seg1	Seg2	Seg3	Seg4	Lap Time	km/h	Local Time
1		32.890	21.285	31.641	1'46.878	272,7	14:02'14.866
2	17.360	32.671	21.019	31.585	1'42.635	317,6	14:03'57.501
3	17.556	32.663	20.976	31.378	1'42.573	318,6	14:05'40.074
4	17.294	32.398	20.961	31.461	1'42.114	322,4	14:07'22.188
5	17.226	32.481	20.989	31.388	1'42.084	316,7	14:09'04.272
6	17.298	32.403	20.941	31.386	1'42.028	314,9	14:10'46.300
7	17.255	32.394	20.969	31.514	1'42.132	314,9	14:12'28.432
8	17.327	32.478	21.038	31.444	1'42.287	314,9	14:14'10.719
9	17.304	32.429	20.957	31.667	1'42.357	314,9	14:15'53.076
10	17.350	32.541	20.954	31.758	1'42.603	314,9	14:17'35.679
11	17.374	32.582	21.074	31.680	1'42.710	313,0	14:19'18.389
12	17.403	32.572	21.093	31.713	1'42.781	314,0	14:21'01.170
13	17.372	32.769	21.101	31.822	1'43.064	314,0	14:22'44.234
14	17.361	32.873	21.172	31.929	1'43.335	313,0	14:24'27.569
15	17.327	32.960	21.167	32.069	1'43.523	314,9	14:26'11.092

5° 65 J. REA [1'42.353]							
Lap	Seg1	Seg2	Seg3	Seg4	Lap Time	km/h	Local Time
1		32.841	21.156	31.787	1'47.736	264,7	14:02'15.724
2	17.708	32.551	21.066	31.496	1'42.821	313,0	14:03'58.545
3	17.412	32.630	21.085	31.387	1'42.514	322,4	14:05'41.059
4	17.358	32.477	20.985	31.533	1'42.353	317,6	14:07'23.412
5	17.332	32.488	21.045	31.544	1'42.409	316,7	14:09'05.821
6	17.360	32.559	21.049	31.618	1'42.586	324,3	14:10'48.407
7	17.363	32.533	21.086	31.703	1'42.685	317,6	14:12'31.092
8	17.387	32.669	21.249	31.755	1'43.060	318,6	14:14'14.152
9	17.406	32.721	21.166	31.769	1'43.062	316,7	14:15'57.214
10	17.486	32.828	21.058	31.779	1'43.151	315,8	14:17'40.365
11	17.351	32.836	21.180	31.786	1'43.153	315,8	14:19'23.518
12	17.374	32.729	21.216	31.797	1'43.116	319,5	14:21'06.634
13	17.440	32.792	21.253	31.868	1'43.353	316,7	14:22'49.987
14	17.519	32.928	21.242	31.955	1'43.644	319,5	14:24'33.631
15	17.557	32.899	21.151	31.998	1'43.605	313,0	14:26'17.236
16	17.478	32.956	21.152	32.034	1'43.620	313,0	14:28'00.856
17	17.510	32.920	21.221	32.050	1'43.701	314,9	14:29'44.557
18	17.551	33.000	21.152	32.175	1'43.878	313,0	14:31'28.435
19	17.525	33.186	21.336	32.363	1'44.410	314,0	14:33'12.845
20	17.637	33.379	21.413	32.548	1'44.977	311,2	14:34'57.822
Race Time 34'29.834							

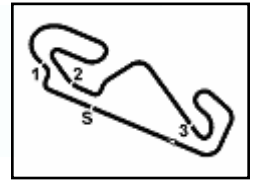
6° 97 X. VIERGE [1'42.353]							
Lap	Seg1	Seg2	Seg3	Seg4	Lap Time	km/h	Local Time
1		32.995	21.263	31.775	1'47.646	270,7	14:02'15.634
2	17.431	32.718	21.060	31.575	1'42.784	321,4	14:03'58.418
3	17.342	32.957	21.203	31.579	1'43.081	320,5	14:05'41.499
4	17.215	32.596	20.969	31.573	1'42.353	324,3	14:07'23.852
5	17.284	32.816	21.063	31.563	1'42.726	324,3	14:09'06.578
6	17.225	32.734	21.027	31.649	1'42.635	322,4	14:10'49.213
7	17.220	32.729	21.117	31.684	1'42.750	321,4	14:12'31.963
8	17.271	32.671	21.186	31.749	1'42.877	322,4	14:14'14.840
9	17.249	32.856	21.150	31.785	1'43.040	324,3	14:15'57.880

07/05/2023

P = Pits In/Out - C = Lap Time Cancelled

These data/results cannot be reproduced, stored and/or transmitted in whole or in part by any manner of electronic, mechanical, photocopying, recording, broadcasting or otherwise now known or herein after developed without the previous express consent by the copyright owner, except for reproduction in daily press and regular printed publications on sale to the public within 60 days of the event related to those data/results and always provided that copyright symbol appears together as follows below.

© DORNA WSBK ORGANIZATION Srl 2023



Prosecco DOC Catalunya, 5-7 May 2023 Chronological Analysis Race 2

Circuit de Barcelona 4.657 m

Start at 14:00'27.988

2 / 4

Lap	Seg1	Seg2	Seg3	Seg4	Lap Time	km/h	Local Time	10°	11°	12°	13°	14°	15°	16°	17°	18°	19°	20°	
10	17.275	32.906	21.118	31.751	1'43.050	324,3	14:17'40.930	4	17.245	32.549	21.081	31.473	1'42.348	323,4	14:07'23.997				
11	17.296	32.919	21.124	31.760	1'43.099	323,4	14:19'24.029	5	17.269	32.800	21.146	31.615	1'42.830	325,3	14:09'06.827				
12	17.281	32.973	21.216	31.905	1'43.375	324,3	14:21'07.404	6	17.265	32.657	21.147	31.603	1'42.672	321,4	14:10'49.499				
13	17.309	33.057	21.224	31.934	1'43.524	322,4	14:22'50.928	7	17.339	32.636	21.274	31.639	1'42.888	319,5	14:12'32.387				
14	17.333	32.967	21.366	31.960	1'43.616	321,4	14:24'34.544	8	17.317	32.731	21.253	31.636	1'42.937	318,6	14:14'15.324				
15	17.309	33.197	21.309	32.057	1'43.872	322,4	14:26'18.416	9	17.324	32.693	21.214	31.750	1'42.981	319,5	14:15'58.305				
16	17.363	33.217	21.321	32.068	1'43.969	323,4	14:28'02.385	10	17.611	32.718	21.208	31.689	1'43.226	322,4	14:17'41.531				
17	17.330	33.180	21.354	32.177	1'44.041	323,4	14:29'46.426	11	17.387	32.724	21.202	31.683	1'42.996	318,6	14:19'24.527				
18	17.452	33.348	21.386	32.190	1'44.376	324,3	14:31'30.802	12	17.274	32.817	21.237	31.853	1'43.181	320,5	14:21'07.708				
19	17.462	33.433	21.322	32.333	1'44.550	324,3	14:33'15.352	13	17.330	32.947	21.340	31.923	1'43.540	321,4	14:22'51.248				
20	17.424	33.416	21.535	32.513	1'44.888	322,4	14:35'00.240	14	17.334	33.018	21.406	31.997	1'43.755	322,4	14:24'35.003				

Race Time 34'32.252

7° 55 A. LOCATELLI (1'42.329)							
Lap	Seg1	Seg2	Seg3	Seg4	Lap Time	km/h	Local Time
1		32.818	21.472	31.669	1'47.166	259,6	14:02'15.154
2	17.462	32.792	21.206	31.373	1'42.833	308,6	14:03'57.987
3	17.518	32.656	21.072	31.469	1'42.715	314,0	14:05'40.702
4	17.271	32.524	21.084	31.450	1'42.329	317,6	14:07'23.031
5	17.386	32.599	21.106	31.520	1'42.611	321,4	14:09'05.642
6	17.375	32.558	21.071	31.477	1'42.481	317,6	14:10'48.123
7	17.332	32.567	21.120	31.609	1'42.628	316,7	14:12'30.751
8	17.396	32.664	21.171	31.638	1'42.869	318,6	14:14'13.620
9	17.452	32.672	21.197	31.791	1'43.112	317,6	14:15'56.732
10	17.468	32.761	21.189	31.778	1'43.196	316,7	14:17'39.928
11	17.365	32.841	21.251	31.765	1'43.222	315,8	14:19'23.150
12	17.394	32.754	21.234	31.836	1'43.218	315,8	14:21'06.368
13	17.319	32.878	21.218	31.982	1'43.397	314,9	14:22'49.765
14	17.630	33.183	21.372	31.843	1'44.028	316,7	14:24'33.793
15	17.473	33.165	21.304	32.002	1'43.944	314,9	14:26'17.737
16	17.379	33.093	21.353	32.123	1'43.948	317,6	14:28'01.685
17	17.487	33.168	21.332	32.249	1'44.236	317,6	14:29'45.921
18	17.508	33.143	21.350	32.408	1'44.409	314,0	14:31'30.330
19	17.570	33.430	21.396	32.455	1'44.851	314,0	14:33'15.181
20	17.701	33.624	21.574	32.689	1'45.588	312,1	14:35'00.769

Race Time 34'32.781

8° 77 D. AEGERTER (1'42.375)							
Lap	Seg1	Seg2	Seg3	Seg4	Lap Time	km/h	Local Time
1		33.264	21.350	31.756	1'48.242	260,9	14:02'16.230
2	17.612	32.873	21.100	31.533	1'43.118	314,9	14:03'59.348
3	17.395	32.745	21.231	31.471	1'42.842	315,8	14:05'42.190
4	17.361	32.482	21.065	31.467	1'42.375	314,9	14:07'24.565
5	17.461	32.647	21.111	31.509	1'42.728	311,2	14:09'07.293
6	17.414	32.673	21.127	31.507	1'42.721	315,8	14:10'50.014
7	17.389	32.739	21.154	31.499	1'42.781	313,0	14:12'32.795
8	17.437	32.697	21.156	31.617	1'42.907	314,9	14:14'15.702
9	17.427	32.720	21.138	31.594	1'42.879	316,7	14:15'58.581
10	17.493	32.845	21.182	31.564	1'43.084	319,5	14:17'41.665
11	17.431	32.888	21.150	31.650	1'43.119	314,9	14:19'24.784
12	17.381	32.718	21.163	31.778	1'43.040	316,7	14:21'07.824
13	17.448	32.930	21.287	31.813	1'43.478	315,8	14:22'51.302
14	17.454	33.050	21.355	31.923	1'43.782	316,7	14:24'35.084
15	17.512	32.888	21.224	31.893	1'43.517	309,5	14:26'18.601
16	17.496	33.033	21.344	32.118	1'43.991	316,7	14:28'02.592
17	17.548	32.985	21.301	32.113	1'43.947	314,9	14:29'46.539
18	17.539	33.476	21.358	32.151	1'44.524	315,8	14:31'31.063
19	17.512	33.306	21.497	32.357	1'44.672	314,9	14:33'15.735
20	17.717	33.679	21.683	32.700	1'45.779	314,9	14:35'01.514

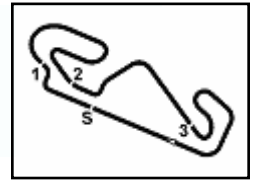
Race Time 34'33.526

9° 71 L. LECUONA (1'42.348)							
Lap	Seg1	Seg2	Seg3	Seg4	Lap Time	km/h	Local Time
1		33.024	21.401	31.767	1'47.895	260,9	14:02'15.883
2	17.414	32.633	21.243	31.523	1'42.813	318,6	14:03'58.696
3	17.391	32.771	21.233	31.558	1'42.953	326,3	14:05'41.649

07/05/2023 P = Pits In/Out - C = Lap Time Cancelled

These data/results cannot be reproduced, stored and/or transmitted in whole or in part by any manner of electronic, mechanical, photocopying, recording, broadcasting or otherwise now known or herein after developed without the previous express consent by the copyright owner, except for reproduction in daily press and regular printed publications on sale to the public within 60 days of the event related to those data/results and always provided that copyright symbol appears together as follows below.

© DORNA WSBK ORGANIZATION Srl 2023



Prosecco DOC Catalunya, 5-7 May 2023

Chronological Analysis Race 2

Start at 14:00'27.988

Circuit de Barcelona 4.657 m

3 / 4

Race Time 34'38.571

12° 9 D. PETRUCCI [1'42.565]							
Lap	Seg1	Seg2	Seg3	Seg4	Lap Time	km/h	Local Time
1		33.239	21.352	31.711	1'48.606	269,3	14:02'16.594
2	17.407	32.956	21.213	31.500	1'43.076	328,3	14:03'59.670
3	17.402	32.603	21.194	31.614	1'42.813	318,6	14:05'42.483
4	17.353	32.585	21.220	31.604	1'42.762	321,4	14:07'25.245
5	17.355	32.550	21.196	31.464	1'42.565	326,3	14:09'07.810
6	17.420	32.555	21.138	31.538	1'42.651	318,6	14:10'50.461
7	17.375	32.560	21.185	31.598	1'42.718	320,5	14:12'33.179
8	17.351	32.551	21.260	31.625	1'42.787	320,5	14:14'15.966
9	17.412	32.721	21.234	31.699	1'43.066	322,4	14:15'59.032
10	17.370	32.894	21.287	31.750	1'43.301	320,5	14:17'42.333
11	17.363	32.843	21.252	31.786	1'43.244	320,5	14:19'25.577
12	17.370	32.717	21.206	31.753	1'43.046	314,9	14:21'08.623
13	17.421	32.800	21.344	31.878	1'43.443	314,0	14:22'52.066
14	17.499	32.977	21.274	31.981	1'43.731	314,9	14:24'35.797
15	17.479	33.136	21.319	32.186	1'44.120	316,7	14:26'19.917
16	17.784	33.359	21.415	32.358	1'44.916	316,7	14:28'04.833
17	17.562	33.486	21.494	32.470	1'45.012	317,6	14:29'49.845
18	17.686	33.582	21.464	32.707	1'45.439	313,0	14:31'35.284
19	17.739	33.826	21.657	33.141	1'46.363	313,0	14:33'21.647
20	17.771	34.022	21.784	33.184	1'46.761	318,6	14:35'08.408

Race Time 34'40.420

13° 87 R. GARDNER [1'43.106]							
Lap	Seg1	Seg2	Seg3	Seg4	Lap Time	km/h	Local Time
1		33.368	21.478	31.776	1'49.043	267,3	14:02'17.031
2	17.369	32.889	21.386	31.566	1'43.210	314,9	14:04'00.241
3	17.446	32.781	21.200	31.679	1'43.106	313,0	14:05'43.347
4	18.009	33.525	21.159	31.699	1'44.392	317,6	14:07'27.739
5	17.442	32.648	21.342	31.739	1'43.171	318,6	14:09'10.910
6	17.462	32.685	21.338	31.642	1'43.127	318,6	14:10'54.037
7	17.466	32.776	21.269	31.707	1'43.218	318,6	14:12'37.255
8	17.490	32.732	21.264	31.912	1'43.398	319,5	14:14'20.653
9	17.435	32.813	21.439	31.806	1'43.493	314,9	14:16'04.146
10	17.454	32.824	21.283	31.864	1'43.425	315,8	14:17'47.571
11	17.429	32.881	21.304	31.913	1'43.527	319,5	14:19'31.098
12	17.538	32.924	21.240	31.865	1'43.567	314,9	14:21'14.665
13	17.529	32.886	21.343	31.961	1'43.719	314,9	14:22'58.384
14	17.555	33.017	21.305	32.108	1'43.985	314,9	14:24'42.369
15	17.436	33.051	21.400	32.100	1'43.987	314,9	14:26'26.356
16	17.473	33.418	21.448	32.213	1'44.552	318,6	14:28'10.908
17	17.632	33.184	21.421	32.103	1'44.340	318,6	14:29'55.248
18	17.579	33.167	21.491	32.209	1'44.446	312,1	14:31'39.694
19	17.587	33.396	21.487	32.490	1'44.960	313,0	14:33'24.654
20	17.659	33.804	21.535	32.601	1'45.599	313,0	14:35'10.253

Race Time 34'42.265

14° 5 P. OETTL [1'42.860]							
Lap	Seg1	Seg2	Seg3	Seg4	Lap Time	km/h	Local Time
1		33.404	21.344	31.978	1'48.931	274,8	14:02'16.919
2	17.435	33.083	21.400	31.818	1'43.736	322,4	14:04'00.655
3	17.398	32.671	21.226	31.700	1'42.995	319,5	14:05'43.650
4	17.391	32.651	21.143	31.675	1'42.860	324,3	14:07'26.510
5	17.491	32.757	21.134	31.710	1'43.092	315,8	14:09'09.602
6	17.398	32.809	21.154	31.710	1'43.071	318,6	14:10'52.673
7	17.365	32.820	21.106	31.745	1'43.036	319,5	14:12'35.709
8	17.384	32.866	21.161	31.976	1'43.387	318,6	14:14'19.096
9	17.404	32.919	21.242	31.925	1'43.490	318,6	14:16'02.586
10	17.362	32.870	21.307	31.884	1'43.423	318,6	14:17'46.009
11	17.579	32.908	21.338	31.973	1'43.798	313,0	14:19'29.807
12	17.467	32.925	21.309	31.937	1'43.638	314,0	14:21'13.445
13	17.485	32.992	21.373	32.070	1'43.920	314,9	14:22'57.365
14	17.588	33.230	21.375	32.125	1'44.318	313,0	14:24'41.683

15	17.510	33.213	21.395	32.187	1'44.305	314,9	14:26'25.988
16	17.623	33.373	21.460	32.348	1'44.804	314,0	14:28'10.792
17	17.660	33.474	21.519	32.395	1'45.048	314,9	14:29'55.840
18	17.677	33.461	21.611	32.632	1'45.381	314,0	14:31'41.221
19	17.833	33.778	21.704	32.947	1'46.262	311,2	14:33'27.483
20	17.906	33.994	21.858	33.138	1'46.896	312,1	14:35'14.379

Race Time 34'46.391

15° 28 B. RAY [1'43.174]							
Lap	Seg1	Seg2	Seg3	Seg4	Lap Time	km/h	Local Time
1		33.515	21.559	31.826	1'49.450	269,3	14:02'17.438
2	17.622	33.061	21.470	32.032	1'44.185	314,0	14:04'01.623
3	17.339	32.828	21.236	31.771	1'43.174	314,0	14:05'44.797
4	17.517	32.907	21.371	31.733	1'43.528	312,1	14:07'28.325
5	17.608	32.843	21.262	31.804	1'43.517	314,9	14:09'11.842
6	17.562	32.997	21.301	31.846	1'43.706	315,8	14:10'55.548
7	17.590	32.905	21.362	31.819	1'43.676	310,3	14:12'39.224
8	17.423	32.890	21.421	32.002	1'43.736	308,6	14:14'22.960
9	17.638	32.901	21.378	31.991	1'43.908	309,5	14:16'06.868
10	17.629	33.015	21.358	31.922	1'43.924	309,5	14:17'50.792
11	17.576	32.979	21.362	31.995	1'43.912	309,5	14:19'34.704
12	17.572	33.025	21.444	32.168	1'44.209	309,5	14:21'18.913
13	17.619	33.017	21.414	31.963	1'44.013	308,6	14:23'02.926
14	17.593	33.146	21.575	32.261	1'44.575	308,6	14:24'47.501
15	17.568	33.472	21.590	32.354	1'44.984	308,6	14:26'32.485
16	17.663	33.319	21.633	32.358	1'44.973	310,3	14:28'17.458
17	17.616	33.368	21.538	32.420	1'44.942	314,0	14:30'02.400
18	17.724	33.357	21.607	32.434	1'45.122	305,9	14:31'47.522
19	17.714	33.499	21.792	32.734	1'45.739	306,8	14:33'33.261
20	17.771	33.712	21.769	32.922	1'46.174	306,8	14:35'19.435

Race Time 34'51.447

16° 76 L. BAZ [1'43.141]							
Lap	Seg1	Seg2	Seg3	Seg4	Lap Time	km/h	Local Time
1		33.309	21.638	31.840	1'49.334	271,4	14:02'17.322
2	17.546	32.743	21.465	31.856	1'43.610	317,6	14:04'00.932
3	17.493	32.674	21.265	31.776	1'43.208	320,5	14:05'44.140
4	17.476	32.663	21.249	31.753	1'43.141	320,5	14:07'27.281
5	17.464	32.699	21.300	31.797	1'43.260	319,5	14:09'10.541
6	17.405	32.675	21.375	31.827	1'43.282	317,6	14:10'53.823
7	17.428	32.737	21.276	31.848	1'43.289	316,7	14:12'37.112
8	17.477	32.965	21.484	31.897	1'43.823	317,6	14:14'20.935
9	17.471	32.835	21.518	31.966	1'43.790	318,6	14:16'04.725
10	17.513	32.913	21.439	32.004	1'43.869	318,6	14:17'48.594
11	17.538	32.882	21.462	32.104	1'43.986	316,7	14:19'32.580
12	17.567	33.113	21.491	32.282	1'44.453	318,6	14:21'17.033
13	17.496	33.212	21.569	32.359	1'44.636	317,6	14:23'01.669
14	17.535	33.331	21.685	32.576	1'45.127	318,6	14:24'46.796
15	17.512	33.416	21.522	32.604	1'45.054	314,0	14:26'31.850
16	17.603	33.422	21.649	32.626	1'45.300	314,0	14:28'17.150
17	17.714	33.771	21.657	32.678	1'45.820	312,1	14:30'02.970
18	17.663	33.576	21.703	32.893	1'45.835	314,9	14:31'48.805
19	17.730	33.919	21.746	33.200	1'46.595	313,0	14:33'35.400
20	17.788	34.179	21.860	33.488	1'47.315	314,0	14:35'22.715

Race Time 34'54.727

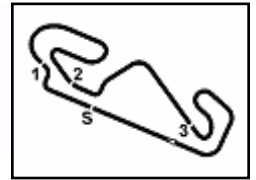
17° 75 I. LOPES [1'43.293]							
Lap	Seg1	Seg2	Seg3	Seg4	Lap Time	km/h	Local Time
1		33.587	21.524	31.958	1'49.943	270,0	14:02'17.931
2	17.536	32.983	21.465	31.806	1'43.790	313,0	14:04'01.721
3	17.521	32.949	21.294	31.748	1'43.512	318,6	14:05'45.233
4	17.538	32.705	21.204	31.846	1'43.293	320,5	14:07'28.526
5	17.601	32.848	21.200	31.764	1'43.413	322,4	14:09'11.939
6	17.189	33.667	21.255	31.865	1'43.976	320,5	14:10'55.915
7	17.563	33.112	21.449	32.031	1'44.155	315,8	14:12'40.070
8	17.514	33.067	21.369	31.998	1'43.948	314,9	14:14'24.018

07/05/2023

P = Pits In/Out - C = Lap Time Cancelled

These data/results cannot be reproduced, stored and/or transmitted in whole or in part by any manner of electronic, mechanical, photocopying, recording, broadcasting or otherwise now known or herein after developed without the previous express consent by the copyright owner, except for reproduction in daily press and regular printed publications on sale to the public within 60 days of the event related to those data/results and always provided that copyright symbol appears together as follows below.

© DORNA WSBK ORGANIZATION Srl 2023



Prosecco DOC Catalunya, 5-7 May 2023

Chronological Analysis Race 2

Start at 14:00'27.988

9	17.579	33.097	21.425	32.040	1'44.141	314,9	14:16'08.159
10	17.569	33.088	21.271	32.048	1'43.976	314,9	14:17'52.135
11	17.517	33.031	21.408	32.052	1'44.008	314,0	14:19'36.143
12	17.498	33.125	21.436	32.126	1'44.185	313,0	14:21'20.328
13	17.506	33.249	21.303	32.217	1'44.275	314,0	14:23'04.603
14	17.448	33.421	21.601	32.454	1'44.924	314,0	14:24'49.527
15	17.474	33.452	21.387	32.367	1'44.680	314,0	14:26'34.207
16	17.511	33.561	21.452	32.438	1'44.962	314,9	14:28'19.169
17	17.570	33.537	21.646	32.630	1'45.383	314,9	14:30'04.552
18	17.605	33.647	21.578	32.753	1'45.583	314,9	14:31'50.135
19	17.598	33.806	21.567	32.887	1'45.858	314,0	14:33'35.993
20	17.713	34.049	21.906	33.094	1'46.762	313,0	14:35'22.755

Race Time 34'54.767

RET 34 L. BALDASSARRI [1'43.496]							
Lap	Seg.1	Seg.2	Seg.3	Seg.4	Lap Time	km/h	Local Time
1		33.691	21.519	31.859	1'49.624	271,4	14:02'17.612
2	17.621	32.947	21.447	31.879	1'43.894	307,7	14:04'01.506
3	17.574	32.860	21.289	31.794	1'43.517	311,2	14:05'45.023
4	17.955	32.832	21.231	31.792	1'43.810	313,0	14:07'28.833
5	17.511	32.887	21.290	31.808	1'43.496	313,0	14:09'12.329
6	17.908	33.088	21.344	31.889	1'44.229	311,2	14:10'56.558
7	17.617	32.912	21.427	32.045	1'44.001	308,6	14:12'40.559
8	17.554	32.982	21.388	31.915	1'43.839	310,3	14:14'24.398
9	17.626	32.965	21.469	32.029	1'44.089	309,5	14:16'08.487
10	17.632	32.998	21.347	32.133	1'44.110	309,5	14:17'52.597
11	17.630	33.001	21.531	32.235	1'44.397	305,9	14:19'36.994
12	17.694	33.337	21.503	32.352	1'44.886	311,2	14:21'21.880
13	17.842	33.448	21.519	32.583	1'45.392	305,9	14:23'07.272
14	17.829	33.683	21.683	32.765	1'45.960	304,2	14:24'53.232
15	17.903	33.904	21.789	32.968	1'46.564	305,1	14:26'39.796
16	18.073	34.302	22.078	33.348	1'47.801	304,2	14:28'27.597
17	18.497	34.704	22.300	33.785	1'49.286	303,4	14:30'16.883
18	18.317	37.474	24.303	49.352	2'09.446P	300,0	14:32'26.329

Race Time 31'58.341

RET 45 S. REDDING [1'42.754]							
Lap	Seg.1	Seg.2	Seg.3	Seg.4	Lap Time	km/h	Local Time
1		33.206	21.387	31.747	1'48.463	267,3	14:02'16.451
2	17.651	33.002	21.314	31.585	1'43.552	315,8	14:04'00.003
3	17.282	32.709	21.172	31.591	1'42.754	323,4	14:05'42.757
4	17.320	32.699	21.191	31.650	1'42.860	325,3	14:07'25.617
5	17.357	32.941	21.199	31.732	1'43.229	318,6	14:09'08.846
6	17.360	32.829	21.143	31.694	1'43.026	322,4	14:10'51.872
7	17.308	32.790	21.177	31.870	1'43.145	321,4	14:12'35.017
8	17.346	32.862	21.234	31.938	1'43.380	320,5	14:14'18.397
9	17.352	32.958	21.301	32.031	1'43.642	320,5	14:16'02.039
10	18.116	33.852	21.283	32.141	1'45.392	318,6	14:17'47.431
11	17.449	33.297	21.536	32.259	1'44.541	316,7	14:19'31.972
12	17.568	33.265	21.364	32.338	1'44.535	317,6	14:21'16.507
13	17.500	33.410	21.454	32.654	1'45.018	314,9	14:23'01.525
14	18.526	40.615	22.367	45.948	2'07.456P	315,8	14:25'08.981

Race Time 24'40.993

RET 32 I. VINALES [1'45.187]							
Lap	Seg.1	Seg.2	Seg.3	Seg.4	Lap Time	km/h	Local Time
1		33.982	21.824	32.249	1'51.143	259,0	14:02'19.131
2	18.022	33.286	21.604	32.275	1'45.187	300,0	14:04'04.318
3	18.167	33.404	21.644	32.339	1'45.554	297,5	14:05'49.872
4	18.082	33.403	21.680	32.328	1'45.493	295,9	14:07'35.365
5	18.116	33.445	23.420	32.579	1'47.560	295,1	14:09'22.925
6	18.196	33.499	21.764	32.466	1'45.925	293,5	14:11'08.850
7	18.165	33.520	21.685	32.419	1'45.789	293,5	14:12'54.639
8	18.340	33.618	21.772	45.218	1'58.948P	291,9	14:14'53.587

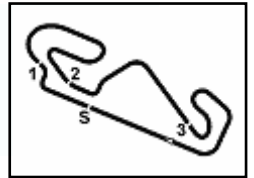
Race Time 14'25.599

07/05/2023

P = Pits In/Out - C = Lap Time Cancelled

These data/results cannot be reproduced, stored and/or transmitted in whole or in part by any manner of electronic, mechanical, photocopying, recording, broadcasting or otherwise now known or herein after developed without the previous express consent by the copyright owner, except for reproduction in daily press and regular printed publications on sale to the public within 60 days of the event related to those data/results and always provided that copyright symbol appears together as follows below.

© DORNA WSBK ORGANIZATION Srl 2023



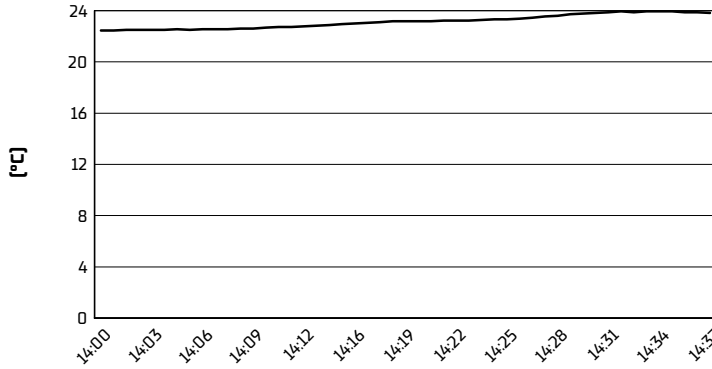
Circuit de Barcelona 4.657 m

Prosecco DOC Catalunya, 5-7 May 2023

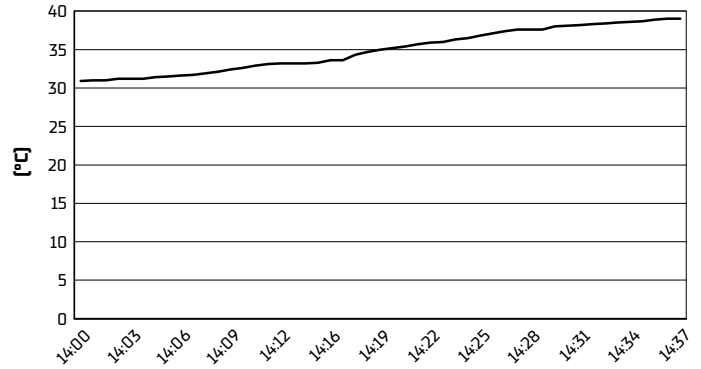
Weather Report Race 2

Session started 14:01 - Session ended 14:38


Air Temperature



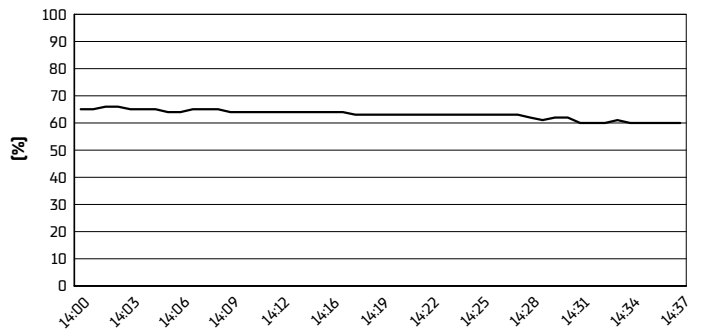
Track Temperature



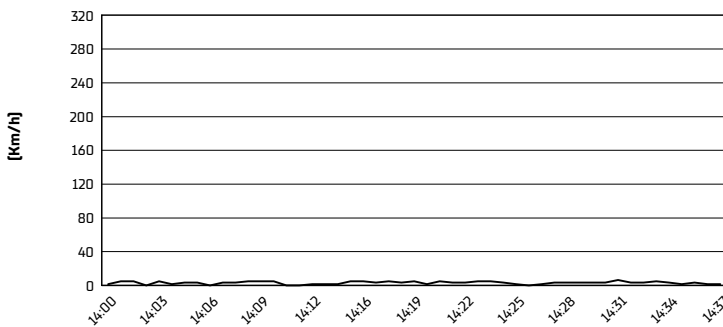
Air Pressure



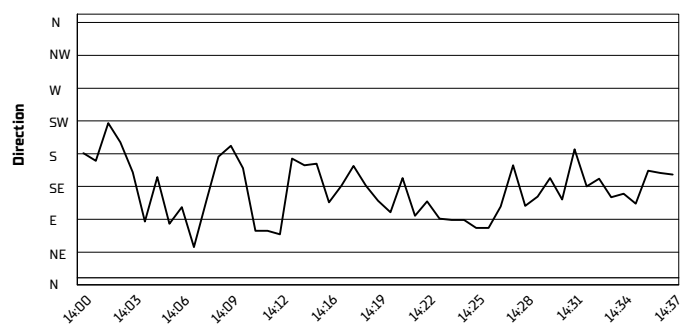
Humidity



Wind Speed



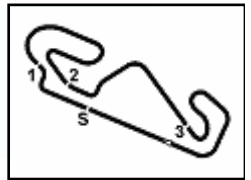
Wind Direction



07/05/2023

These data/results cannot be reproduced, stored and/or transmitted in whole or in part by any manner of electronic, mechanical, photocopying, recording, broadcasting or otherwise now known or herein after developed without the previous express consent by the copyright owner, except for reproduction in daily press and regular printed publications on sale to the public within 60 days of the event related to those data/results and always provided that copyright symbol appears together as follows below.

© DORNA WSBK ORGANIZATION Srl 2023



Circuit de Barcelona 4.657 m

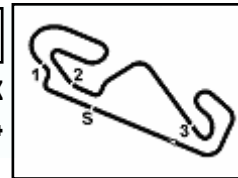
Prosecco DOC Catalunya, 5-7 May 2023 Manufacturers Standings

	Points	Points From First	Points From Previous	February 26 PHILLIP ISLAND		March 5 MANDALIKA		April 23 ASSEN		May 7 BARCELONA		June 4 MISANO	July 2 DONINGTON PARK	July 16 IMOLA	July 30 MOST	September 10 MAGNY-COURS	September 24 ARAGON	October 1 PORTIMAO	October 15 VILLICUM				
				1	2	1	2	1	2	1	2												
1 DUCATI	241			25	25	25	25	25	25	25	25												
2 YAMAHA	183	58		16	16	20	20	16	20	20	20												
3 KAWASAKI	121	120	62	20	8	7	3	20	7	16	13												
4 HONDA	85	156	36	10	10	9	16	5	2	10	10												
5 BMW	62	179	23	7	4	10	6	6	9	7	6												

07/05/2023 First Line: Race 1 & 2 - Second Line: Tissot Superpole Race

These data/results cannot be reproduced, stored and/or transmitted in whole or in part by any manner of electronic, mechanical, photocopying, recording, broadcasting or otherwise now known or herein after developed without the previous express consent by the copyright owner, except for reproduction in daily press and regular printed publications on sale to the public within 60 days of the event related to those data/results and always provided that copyright symbol appears together as follows below.

© DORNA WSBK ORGANIZATION Srl 2023



Prosecco DOC Catalunya, 5-7 May 2023

Team Standings

		February 26 PHILIP ISLAND	March 5 MANDALIKA	April 23 ASSEN	May 7 BARCELONA	June 4 MISANO	July 2 DONINGTON PARK	July 16 IMOLA	July 30 MOST	September 10 MAGNY-COURS	September 24 ARAGON	October 1 PORTIMAO	October 15 VILLICUM	
1 Aruba.it Racing - Ducati		308												
BAUTISTA Alvaro	236	25 12	25 25	25 25	25 12	25 12								
RINALDI Michael Ruben	72	2 9	20 3	13 3	1 2	6 2								
2 Pata Yamaha Prometeon WorldSBK		300 [-8]												
RAZGATLIOGLU Toprak	167	16 7	20 12	20 12	16 7	20 9	20 9							
LOCATELLI Andrea	133	13 5	16 9	16 9	11 5	13 5	16 7	13 7	9 7					
3 Kawasaki Racing Team WorldSBK		162 [-146]												
REA Jonathan	100	20 3	8 6	7 6	20 9	16 5	11 11							
LOWES Alex	62	6 6	6 7	3 7	9 6	7 5	13 5							
4 Team HRC		124 [-184]												
VIERGE Xavi	68	9 5	9 4	16 4	5 1	8 1	10 10							
LECUONA Iker	56	10 2	10 2	4 7		10 6	7 6							
5 GYTR GRT Yamaha WorldSBK Team*		119 [-189]												
AEGERTER Dominique	73	3 9	8 4	4 10	10 3	13 4	11 8	8 4						
GARDNER Remy	46	4 6	6 9	6 9	8 10	10 6	3 3							
6 Motocorsa Racing*		91 [-217]												
BASSANI Axel	91	11 1	13 5	8 5	11 4	11 4	9 5	5 5						
7 Barni Spark Racing Team*		55 [-253]												
PETRUCCI Danilo	55	8 7	11 10	10 7	7 8	8 4								
8 ROKIT BMW Motorrad WorldSBK Team		54 [-254]												
REDDING Scott	34	7 3	6 1	6 2	9 2									
VAN DER MARK Michael	19	4 2	10 2	3 3										
LOPES Ivo Miguel	1						1							
9 Bonovo Action BMW*		48 [-260]												
GERLOFF Garrett	39	6 2	2 5	5 4	4 4	7 3	6 3							
BAZ Loris	9	1 5				3								
10 Team GoEleven*		37 [-271]												
OETTL Philipp	37	5 4	11 3	3 2	5 5	5 2								
11 PETRONAS MIE Racing HONDA Team*		6 [-302]												
SYAHRIN Hafizh	6	1 1	1 2		2 2									
12 GMT94 Yamaha*		6 [-302]												
BALDASSARRI Lorenzo	6		1 2		3									
13 Yamaha Motoxrcing WorldSBK Team		5 [-303]												

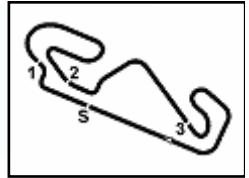
07/05/2023 * Independent teams

These data/results cannot be reproduced, stored and/or transmitted in whole or in part by any manner of electronic, mechanical, photocopying, recording, broadcasting or otherwise now known or herein after developed without the previous express consent by the copyright owner, except for reproduction in daily press and regular printed publications on sale to the public within 60 days of the event related to those data/results and always provided that copyright symbol appears together as follows below.

© DORNA WSBK ORGANIZATION Srl 2023

FICR PERUGIA TIMING





Prosecco DOC Catalunya, 5-7 May 2023

Team Standings

		February 26 PHILIP ISLAND	March 5 MANDALIKA	April 23 ASSEN	May 7 BARCELONA	June 4 MISANO	July 2 DONINGTON PARK	July 16 IMOLA	July 30 MOT	September 10 MAGNY-COURS	September 24 ARAGON	October 1 PORTIMAO	October 15 VILLICUM	
RAY Bradley	5				4	1								
14 Kawasaki Puccetti Racing*				1		[-307]								
SYKES Tom	1			1										

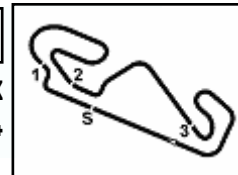
07/05/2023

These data/results cannot be reproduced, stored and/or transmitted in whole or in part by any manner of electronic, mechanical, photocopying, recording, broadcasting or otherwise now known or herein after developed without the previous express consent by the copyright owner, except for reproduction in daily press and regular printed publications on sale to the public within 60 days of the event related to those data/results and always provided that copyright symbol appears together as follows below.

© DORNA WSBK ORGANIZATION Srl 2023

FICR PERUGIA TIMING





Prosecco DOC Catalunya, 5-7 May 2023

Team Standings

	February 26 PHILIP ISLAND	March 5 MANDALIKA	April 23 ASSEN	May 7 BARCELONA	June 4 MISANO	July 2 DONINGTON PARK	July 16 IMOLA	July 30 MOST	September 10 MAGNY-COURS	September 24 ARAGON	October 1 PORTIMAO	October 15 VILLICUM
--	------------------------------	----------------------	-------------------	--------------------	------------------	--------------------------	------------------	-----------------	-----------------------------	------------------------	-----------------------	------------------------

Independent Teams												
1 GYTR GRT Yamaha WorldSBK Team 119												
AEGERTER Dominique	73	3 9	8 4	10 13	11 8							
GARDNER Remy	46	4 6	9	8 10	6 3							
2 Motocorsa Racing 91 [-28]												
BASSANI Axel	91	11 13 1	13 8 5	11 11 4	9 5							
3 Barni Spark Racing Team 55 [-64]												
PETRUCCI Danilo	55	8 7	11 10	7 8	4							
4 Bonovo Action BMW 48 [-71]												
GERLOFF Garrett	39	6 2	2 5	4 4	7 6 3							
BAZ Loris	9	1	5		3							
5 Team GoEleven 37 [-82]												
OETTL Philipp	37	5 11 4	3	2 5	5 2							
6 PETRONAS MIE Racing HONDA Team 6 [-113]												
SYHRIN Hafizh	6	1	1	2 2								
7 GMT94 Yamaha 6 [-113]												
BALDASSARRI Lorenzo	6		1 2	3								
8 Kawasaki Puccetti Racing 1 [-118]												
SYKES Tom	1			1								

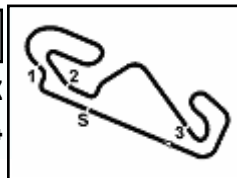
07/05/2023

These data/results cannot be reproduced, stored and/or transmitted in whole or in part by any manner of electronic, mechanical, photocopying, recording, broadcasting or otherwise now known or herein after developed without the previous express consent by the copyright owner, except for reproduction in daily press and regular printed publications on sale to the public within 60 days of the event related to those data/results and always provided that copyright symbol appears together as follows below.

© DORNA WSBK ORGANIZATION Srl 2023

FICR PERUGIA TIMING





Prosecco DOC Catalunya, 5-7 May 2023

Race Winners

	2020	2021	2022	2023
01 Philip Island	RC1: Razgatlioglu T. (TUR) YAM SPRC: Rea J. (GBR) KAW RC2: Lowes A. (GBR) KAW		RC1: Rea J. (GBR) KAW SPRC: Bautista A. (ESP) DUC RC2: Bautista A. (ESP) DUC	RC1: Bautista A. (ESP) DUC SPRC: Bautista A. (ESP) DUC RC2: Bautista A. (ESP) DUC
02 Mandalika		RC1: Rea J. (GBR) KAW RC2: Rea J. (GBR) KAW	RC1: Razgatlioglu T. (TUR) YAM SPRC: Razgatlioglu T. (TUR) YAM RC2: Razgatlioglu T. (TUR) YAM	RC1: Bautista A. (ESP) DUC SPRC: Razgatlioglu T. (TUR) YAM RC2: Bautista A. (ESP) DUC
03 Assen		RC1: Rea J. (GBR) KAW SPRC: Rea J. (GBR) KAW RC2: Rea J. (GBR) KAW	RC1: Rea J. (GBR) KAW SPRC: Rea J. (GBR) KAW RC2: Bautista A. (ESP) DUC	RC1: Bautista A. (ESP) DUC SPRC: Bautista A. (ESP) DUC RC2: Bautista A. (ESP) DUC
04 Barcelona	RC1: Rea J. (GBR) KAW SPRC: van der Mark M. (NED) YAM RC2: Davies C. (GBR) DUC	RC1: Redding S. (GBR) DUC SPRC: Rea J. (GBR) KAW RC2: Rinaldi M. (ITA) DUC	RC1: Bautista A. (ESP) DUC SPRC: Bautista A. (ESP) DUC RC2: Bautista A. (ESP) DUC	RC1: Bautista A. (ESP) DUC SPRC: Bautista A. (ESP) DUC RC2: Bautista A. (ESP) DUC
05 Misano		RC1: Rinaldi M. (ITA) DUC SPRC: Rinaldi M. (ITA) DUC RC2: Razgatlioglu T. (TUR) YAM	RC1: Bautista A. (ESP) DUC SPRC: Razgatlioglu T. (TUR) YAM RC2: Bautista A. (ESP) DUC	
06 Donington		RC1: Razgatlioglu T. (TUR) YAM SPRC: Rea J. (GBR) KAW RC2: Razgatlioglu T. (TUR) YAM	RC1: Razgatlioglu T. (TUR) YAM SPRC: Razgatlioglu T. (TUR) YAM RC2: Razgatlioglu T. (TUR) YAM	
07 Imola				
08 Most		RC1: Razgatlioglu T. (TUR) YAM SPRC: Razgatlioglu T. (TUR) YAM RC2: Redding S. (GBR) DUC	RC1: Bautista A. (ESP) DUC SPRC: Razgatlioglu T. (TUR) YAM RC2: Razgatlioglu T. (TUR) YAM	
09 Magny-Cours	RC1: Rea J. (GBR) KAW SPRC: Rea J. (GBR) KAW RC2: Redding S. (GBR) DUC	RC1: Razgatlioglu T. (TUR) YAM SPRC: Rea J. (GBR) KAW RC2: Razgatlioglu T. (TUR) YAM	RC1: Bautista A. (ESP) DUC SPRC: Razgatlioglu T. (TUR) YAM RC2: Razgatlioglu T. (TUR) YAM	
10 Aragon	RC1: Redding S. (GBR) DUC SPRC: Rea J. (GBR) KAW RC2: Rea J. (GBR) KAW	RC1: Rea J. (GBR) KAW SPRC: Rea J. (GBR) KAW RC2: Redding S. (GBR) DUC	RC1: Rea J. (GBR) KAW SPRC: Bautista A. (ESP) DUC RC2: Bautista A. (ESP) DUC	
11 Portimao	RC1: Rea J. (GBR) KAW SPRC: Rea J. (GBR) KAW RC2: Rea J. (GBR) KAW	RC1: Razgatlioglu T. (TUR) YAM SPRC: van der Mark M. (NED) BMW RC2: Rea J. (GBR) KAW	RC1: Razgatlioglu T. (TUR) YAM SPRC: Razgatlioglu T. (TUR) YAM RC2: Bautista A. (ESP) DUC	
12 Villıcum		RC1: Razgatlioglu T. (TUR) YAM SPRC: Razgatlioglu T. (TUR) YAM RC2: Redding S. (GBR) DUC	RC1: Bautista A. (ESP) DUC SPRC: Razgatlioglu T. (TUR) YAM RC2: Bautista A. (ESP) DUC	

2023

- 11 A. Bautista**
1 T. Razgatlioglu

ALL TIMES

- | | | | | |
|---------------------------|------------------------|--------------------------|-------------------------|------------------------|
| 118 J. Rea | 17 P. Chili | 9 S. Guintoli | 3 M. Tamada | 1 A. Barros |
| 59 C. Fogarty | 16 G. Falappa | 8 A. Gobert | 3 A. Yanagawa | 1 G. Goodfellow |
| 52 T. Bayliss | 16 N. Hodgson | 8 F. Merkel | 2 L. Baz | 1 N. Hayden |
| 43 A. Bautista | 16 J. Toseland | 7 B. Bostrom | 2 S. Byrne | 1 T. Kipp |
| 43 N. Haga | 14 J. Kocinski | 5 L. Haslam | 2 D. Chandler | 1 K. Kitagawa |
| 34 T. Sykes | 14 S. Russell | 5 D. Tardozzi | 2 M. Dowson | 1 G. McCoy |
| 33 T. Corser | 14 B. Spies | 5 M. van der Mark | 2 P. Goddard | 1 A. Meklau |
| 33 T. Razgatlioglu | 13 E. Laverty | 4 M. Fabrizio | 2 H. Izutsu | 1 A. Morillas |
| 32 C. Davies | 13 A. Slight | 4 Y. Kagayama | 2 A. Lowes | 1 F. Nieto |
| 31 C. Edwards | 12 S. Redding | 4 R. Phillis | 2 M. Lucchiarri | 1 P. Picotte |
| 27 D. Polen | 11 R. Laconi | 4 M. Rinaldi | 2 M. Lucchinelli | 1 A. Pitt |
| 24 C. Checa | 11 S. Mertens | 3 C. Crutchlow | 2 K. Magee | 1 J. Reynolds |
| 23 R. Roche | 11 R. Xaus | 3 M. Doohan | 2 M. Neukirchner | 1 A. Ryo |
| 22 M. Melandri | 10 F. Pirovano | 3 R. Kiyonari | 2 T. Rymer | 1 Y. Takeda |
| 21 M. Biaggi | 10 C. Vermeulen | 3 L. Lanzi | 1 T. Aoki | 1 J. Torres |

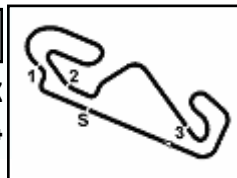
07/05/2023

These data/results cannot be reproduced, stored and/or transmitted in whole or in part by any manner of electronic, mechanical, photocopying, recording, broadcasting or otherwise now known or herein after developed without the previous express consent by the copyright owner, except for reproduction in daily press and regular printed publications on sale to the public within 60 days of the event related to those data/results and always provided that copyright symbol appears together as follows below.

© DORNA WSBK ORGANIZATION Srl 2023

FICR PERUGIA TIMING





Prosecco DOC Catalunya, 5-7 May 2023

Best Laps & Speeds

Circuit de Barcelona 4.657 m

No.	Rider Bike	Nat	Best Lap		FP1		FP2		FP3		SP		RC1		WUP		SPRC		RC2	
			LL	SPD	LL	SPD	LL	SPD	LL	SPD	LL	SPD	LL	SPD	LL	SPD	LL	SPD	LL	SPD
1	A. BAUTISTA Ducati Panigale V4R	ESP	1'40.264	119 326,2	1'41.779	19 323,3	1'41.486	22 323,3	1'40.573	13 324,3	1'40.264	7 322,3	1'41.747	20 319,5	1'41.367	8 326,2	1'41.386	10 321,4	1'41.730	20 320,4
2	D. AEGERTER Yamaha YZF R1	SUI	1'40.737	116 321,4	1'42.084	18 313,9	1'42.305	20 315,7	1'42.377	13 313,9	1'40.737	7 313,0	1'42.641	20 321,4	1'41.826	8 315,7	1'41.734	10 318,5	1'42.375	20 319,5
3	J. REA Kawasaki ZX-10RR	GBR	1'40.761	113 324,3	1'41.652	17 323,3	1'42.015	17 324,3	1'41.856	15 320,4	1'40.761	7 315,7	1'42.244	20 319,5	1'41.927	8 322,3	1'41.487	9 322,3	1'42.353	20 324,3
4	M. RINALDI Ducati Panigale V4R	ITA	1'40.771	96 325,3	1'41.633	16 318,5	1'41.836	16 322,3	1'41.588	16 322,3	1'40.771	7 321,4		3	1'41.722	8 318,5	1'41.417	10 325,3	1'42.028	20 322,3
5	I. LECUONA Honda CBR1000 RR-R	ESP	1'40.783	119 331,2	1'42.068	19 321,4	1'42.811	23 321,4	1'42.180	13 321,4	1'40.783	6 323,3	1'42.779	20 326,2	1'42.357	8 320,4	1'41.881	10 331,2	1'42.348	20 326,2
6	A. LOWES Kawasaki ZX-10RR	GBR	1'40.971	90 326,2	1'42.229	15 323,3	1'43.119	21 326,2			1'40.971	3 321,4	1'42.694	13 321,4	1'42.381	8 320,4	1'41.731	10 324,3	1'42.158	20 320,4
7	R. GARDNER Yamaha YZF R1	AUS	1'41.071	115 321,4	1'42.649	20 318,5	1'43.202	18 320,4	1'42.091	13 316,7	1'41.071	7 321,4	1'42.816	20 320,4	1'42.583	8 318,5	1'41.936	9 321,4	1'43.106	20 319,5
8	T. RAZGATLIOGLU Yamaha YZF R1	TUR	1'41.122	113 323,3	1'41.719	17 322,3	1'42.640	22 323,3	1'41.882	11 318,5	1'41.122	6 314,8	1'42.186	20 322,3	1'41.654	7 316,7	1'41.405	10 321,4	1'42.196	20 318,5
9	G. GERLOFF BMW M1000 RR	USA	1'41.141	111 330,2	1'42.941	18 325,3	1'42.235	19 321,4	1'41.622	9 321,4	1'41.141	7 326,2	1'42.710	20 326,2	1'42.570	8 329,2	1'41.813	10 330,2	1'42.488	20 330,2
10	A. LOCATELLI Yamaha YZF R1	ITA	1'41.233	109 321,4	1'42.079	19 317,6	1'42.750	15 318,5	1'41.540	11 319,5	1'41.233	6 319,5	1'42.602	20 320,4	1'42.262	8 319,5	1'41.575	10 321,4	1'42.329	20 321,4
11	D. PETRUCCI Ducati Panigale V4R	ITA	1'41.420	107 329,2	1'42.790	15 320,4	1'42.753	15 319,5	1'42.214	12 326,2	1'41.420	7 320,4	1'43.028	20 328,2	1'42.508	8 327,2	1'42.032	10 329,2	1'42.565	20 328,2
12	X. VIERGE Honda CBR1000 RR-R	ESP	1'41.423	117 331,2	1'42.095	17 330,2	1'42.936	22 325,3	1'41.677	13 325,3	1'41.423	7 330,2	1'42.854	20 326,2	1'42.242	8 331,2	1'42.182	10 326,2	1'42.353	20 324,3
13	A. BASSANI Ducati Panigale V4R	ITA	1'41.698	104 326,2	1'42.834	12 317,6	1'42.655	20 322,3	1'41.698	10 320,4	1'41.834	6 322,3	1'42.237	20 323,3	1'43.149	6 323,3	1'42.238	10 326,2	1'42.831	20 324,3
14	S. REDDING BMW M1000 RR	GBR	1'41.703	85 327,2	1'42.467	15 324,3	1'42.712	15 323,3	1'42.576	13 323,3	1'41.703	7 322,3		3	1'42.458	8 327,2	1'42.461	10 324,3	1'42.754	14 325,3
15	P. OETTL Ducati Panigale V4R	GER	1'41.965	113 324,3	1'43.358	18 315,7	1'43.434	19 315,7	1'42.849	14 322,3	1'41.965	7 322,3	1'43.269	20 322,3	1'44.519	5 316,7	1'42.768	10 321,4	1'42.860	20 324,3
16	L. BAZ BMW M1000 RR	FRA	1'42.028	112 323,3	1'43.551	14 319,5	1'43.064	17 321,4	1'43.546	16 319,5	1'42.028	7 323,3	1'43.074	20 322,3	1'42.724	8 322,3	1'42.483	10 313,9	1'43.141	20 320,4
17	L. BALDASSARRI Yamaha YZF R1	ITA	1'42.197	111 316,7	1'44.674	17 313,0	1'43.902	20 313,0	1'43.404	13 311,2	1'42.197	6 313,9	1'44.786	19 304,2	1'43.379	8 313,0	1'43.369	10 316,7	1'43.496	18 313,0
18	E. GRANADO Honda CBR1000 RR-R	BRA	1'42.297	51 318,5	1'43.423	15 317,6	1'43.631	17 318,5	1'43.642	11 313,9	1'42.297	6 317,6		2						
19	B. RAY Yamaha YZF R1	GBR	1'42.307	110 317,6	1'43.719	16 314,8	1'44.363	21 311,2	1'42.411	11 316,7	1'42.307	4 315,7	1'43.882	20 317,6	1'43.169	8 315,7	1'42.869	10 315,7	1'43.174	20 315,7
20	I. LOPES BMW M1000 RR	POR	1'42.399	97 322,3			1'44.314	18 316,7	1'43.619	14 320,4	1'42.399	7 315,7	1'44.085	20 316,7	1'43.185	8 320,4	1'42.515	10 321,4	1'43.293	20 322,3
21	H. SYHRIN Honda CBR1000 RR-R	MAS	1'42.456	86 324,3	1'43.576	15 316,7	1'43.602	15 317,6	1'43.062	12 324,3	1'42.456	6 323,3	1'43.651	20 318,5	1'43.615	8 321,4	1'43.342	10 318,5		
22	T. SYKES Kawasaki ZX-10RR	GBR	1'42.609	77 313,9	1'46.644	10 309,4	1'44.486	15 309,4	1'43.813	10 308,5	1'42.609	5 306,8	1'44.573	20 311,2	1'44.219	7 312,1	1'43.486	10 313,9		
23	O. KONIG Kawasaki ZX-10RR	CZE	1'43.055	49 314,8	1'44.022	14 314,8	1'43.438	16 313,0	1'43.532	12 313,0	1'43.055	7 313,0								
24	I. VINALES Kawasaki ZX-10RR	ESP	1'43.862	86 307,6	1'44.233	14 306,8	1'44.992	17 305,9	1'44.014	12 304,2	1'43.862	7 299,1	1'44.806	12 303,3	1'44.627	6 307,6	1'44.584	10 302,5	1'45.187	8 300,0
25	G. RUIU BMW M1000 RR	ITA	1'45.508	16 311,2			1'46.711	5 306,8	1'45.508	11 311,2										

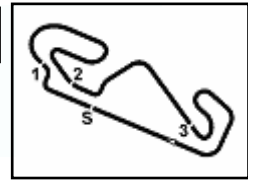
07/05/2023

These data/results cannot be reproduced, stored and/or transmitted in whole or in part by any manner of electronic, mechanical, photocopying, recording, broadcasting or otherwise now known or herein after developed without the previous express consent by the copyright owner, except for reproduction in daily press and regular printed publications on sale to the public within 60 days of the event related to those data/results and always provided that copyright symbol appears together as follows below.

© DORNA WSBK ORGANIZATION Srl 2023

FICR PERUGIA TIMING





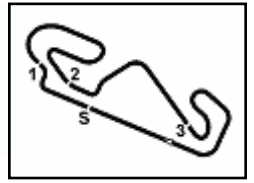
Circuit de Barcelona 4.657 m

Prosecco DOC Catalunya, 5-7 May 2023
Pirelli Best Lap Award

	Points	Points From First	Points From Previous	February 26 PHILIP ISLAND	March 5 MANDALIKA	April 23 ASSEN	May 7 BARCELONA	June 4 MISANO	July 2 DONINGTON PARK	July 16 IMOLA	July 30 MOST	September 10 MAGNY-COURS	September 24 ARAGON	October 1 PORTIMAO	October 15 VILLICUM			
1 BAUTISTA Alvaro [ESP]	7			1	1	1	1	1										
2 REA Jonathan [GBR]	1	6		1														

07/05/2023
These data/results cannot be reproduced, stored and/or transmitted in whole or in part by any manner of electronic, mechanical, photocopying, recording, broadcasting or otherwise now known or herein after developed without the previous express consent by the copyright owner, except for reproduction in daily press and regular printed publications on sale to the public within 60 days of the event related to those data/results and always provided that copyright symbol appears together as follows below.
© DORNA WSBK ORGANIZATION Srl 2023





Circuit de Barcelona 4.657 m

Prosecco DOC Catalunya, 5-7 May 2023

Rider's Performance

Rider	Points	Points From First	Points From Previous	February 26 PHILLIP ISLAND			March 5 MANDALIKA			April 23 ASSEN			May 7 BARCELONA			June 4 MISANO			July 2 DONINGTON PARK			July 16 IMOLA			July 30 MOST			September 10 MAGNY-COURS			September 24 ARAGON			October 1 PORTIMAO			October 15 VILLICUM		
				SP	1	2	SP	1	2	SP	1	2	SP	1	2	SP	1	2	SP	1	2	SP	1	2	SP	1	2	SP	1	2	SP	1	2	SP	1	2			
1 BAUTISTA Alvaro [ESP]	236			2	1	1	3	1	1	1	1	1	1	1	1																								
2 RAZGATLIOGLU Toprak [TUR]	167	69		1	3	Rt	1	2	2	3	3	2	8	2	2																								
3 LOCATELLI Andrea [ITA]	133	103	34	9	4	3	2	3	5	6	4	3	10	4	7																								
4 REA Jonathan [GBR]	100	136	33	4	2	8	5	9	Rt	2	2	Rt	3	3	5																								
5 BASSANI Axel [ITA]	91	145	9	14	5	4	7	4	8	8	5	5	14	7	11																								
6 AEGERTER Dominique [SUI]	73	163	18	3	13	7	12	8	12	7	6	4	2	5	8																								
7 RINALDI Michael Ruben [ITA]	72	164	1	6	14	2	4	Rt	4	16	15	10	4	Rt	3																								
8 VIERGE Xavi [ESP]	68	168	4	17	7	11	13	7	3	12	11	Rt	12	8	6																								
9 LOWES Alex [GBR]	62	174	6	8	Rt	Rt	9	10	13	4	7	9	6	Rt	4																								
10 LECUONA Iker [ESP]	56	180	6	11	6	6	16	12	9	10	Rt	Rt	5	6	9																								
11 PETRUCCI Danilo [ITA]	55	181	1	10	8	9	8	5	6	9	9	8	11	Ex	12																								
12 GARDNER Remy [AUS]	46	190	9	7	12	10	7	11	8	6	7	10	13	Rt	13																								
13 GERLOFF Garrett [USA]	39	197	7	16	10	14	14	14	11	17	12	12	9	9	10																								
14 OETTL Philipp [GER]	37	199	2	5	11	5	15	13	13	14	14	11	15	11	14																								
15 REDDING Scott [GBR]	34	202	3	13	9	13	11	Rt	10	5	10	7	13	Rt	Rt																								
16 VAN DER MARK Michael [NED]	19	217	15	12	Rt	12	10	6	8	15	13	Rt																											
17 BAZ Loris [FRA]	9	227	10	18	18	15	6	11	Rt	13	17	Rt	16	13	16																								
18 BALDASSARRI Lorenzo [ITA]	6	230	3	15	17	16	18	15	14	19	16	13	17	17	Rt																								
19 SYAHRIN HaFizh [MAS]	6	230	0	21	15	17	19	16	15	24	19	14	21	14	Rt																								
20 RAY Bradley [GBR]	5	231	1							18	18	Rt	19	12	15																								
21 SYKES Tom [GBR]	1	235	4	19	Rt	Rt	17	18	Rt	20	Rt	15	22	16	Rt																								
22 LOPES Ivo Miguel [POR]	1	235	0										20	15	17																								

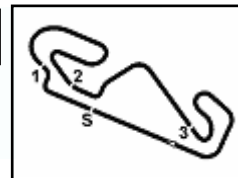
SP = Superpole - 1 = Race 1 - 2 = Race 2

Ns = Did Not Start - Rt = Retired - Ex = Excluded

07/05/2023

These data/results cannot be reproduced, stored and/or transmitted in whole or in part by any manner of electronic, mechanical, photocopying, recording, broadcasting or otherwise now known or herein after developed without the previous express consent by the copyright owner, except for reproduction in daily press and regular printed publications on sale to the public within 60 days of the event related to those data/results and always provided that copyright symbol appears together as follows below.

© DORNA WSBK ORGANIZATION Srl 2023

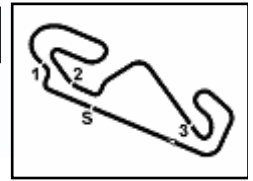


Prosecco DOC Catalunya, 5-7 May 2023 Overtakes Standings Race 2

	Points	Points From First	Points From Previous	February 26 PHILIP ISLAND	March 5 MANDALIKA	April 23 ASSEN	May 7 BARCELONA	June 4 MISANO	July 2 DONINGTON PARK	July 16 IMOLA	July 30 MOST	September 10 MAGNY-COURS	September 24 ARAGON	October 1 PORTIMAO	October 15 VILLICUM			
1 GERLOFF Garrett (USA)	67			9 10	8 6	8 10	12 4											
2 LECUONA Iker (ESP)	53	14		9 8	7 2	8 4	11 4											
3 BASSANI Axel (ITA)	48	19	5	9 11	5 3	7 3	5 5											
4 SYHRIN Hafizh (MAS)	47	20	1	8 8	4 1	8 10	7 1											
5 LOWES Alex (GBR)	46	21	1	5 13	6 1	2 10	3 6											
6 VIERGE Xavi (ESP)	46	21	0	11 9	9 1	6 2	3 5											
7 PETRUCCI Danilo (ITA)	45	22	1	8 8	5 2	5 4	7 6											
8 GARDNER Remy (AUS)	42	25	3	3 5	6 6	9 9	4 4											
9 OETTL Philipp (GER)	42	25	0	4 10	6 6	6 6	6 4											
10 AEGERTER Dominique (SUI)	40	27	2	1 12	11 2	7 2	2 3											
11 BALDASSARRI Lorenzo (ITA)	40	27	0	7 2	8 1	6 9	5 2											
12 REDDING Scott (GBR)	39	28	1	13 9	3 7	1 2	2 2											
13 REA Jonathan (GBR)	38	29	1	3 13	8 2	2 3	7 7											
14 BAZ Loris (FRA)	38	29	0	5 8	4 3	4 9	5 5											
15 KONIG Oliver (CZE)	32	35	6	5 8	3 7	9 9												
16 RINALDI Michael Ruben (ITA)	31	36	1	4 1	1 11	7 1	7 7											
17 SYKES Tom (GBR)	28	39	3	4 1	4 2	9 6	2 2											
18 GRANADO Eric (BRA)	28	39	0	7 7	7 7													
19 VAN DER MARK Michael (NED)	27	40	1	4 5	10 5	3 3												
20 LOCATELLI Andrea (ITA)	24	43	3	6 2	2 2	3 3	6 6											
21 RAY Bradley (GBR)	23	44	1			4 5	6 8											
22 VINALES Isaac (ESP)	19	48	4			6 7	4 2											
23 RAZGATLIOGLU Toprak (TUR)	18	49	1	1 4	1 2	2 4	4 4											
24 RUIU Gabriele (ITA)	15	52	3			8 7												

07/05/2023
These data/results cannot be reproduced, stored and/or transmitted in whole or in part by any manner of electronic, mechanical, photocopying, recording, broadcasting or otherwise now known or herein after developed without the previous express consent by the copyright owner, except for reproduction in daily press and regular printed publications on sale to the public within 60 days of the event related to those data/results and always provided that copyright symbol appears together as follows below.
© DORNA WSBK ORGANIZATION Srl 2023





Prosecco DOC Catalunya, 5-7 May 2023
Overtakes Standings Race 2

	Points	Points From First	Points From Previous	February 26 PHILIP ISLAND	March 5 MANDALIKA	April 23 ASSEN	May 7 BARCELONA	June 4 MISANO	July 2 DONINGTON PARK	July 16 IMOLA	July 30 MOST	September 10 MAGNY-COURS	September 24 ARAGON	October 1 PORTIMAO	October 15 VILLICUM			
25 BAUTISTA Alvaro (ESP)	13	54	2	2	2	3	4	1		1								
26 LOPES Ivo Miguel (POR)	10	57	3				5	5										

07/05/2023
These data/results cannot be reproduced, stored and/or transmitted in whole or in part by any manner of electronic, mechanical, photocopying, recording, broadcasting or otherwise now known or herein after developed without the previous express consent by the copyright owner, except for reproduction in daily press and regular printed publications on sale to the public within 60 days of the event related to those data/results and always provided that copyright symbol appears together as follows below.
© DORNA WSBK ORGANIZATION Srl 2023