

Prosecco DOC Catalunya, 5-7 May 2023

Chronological Analysis Race 2

Circuit de Barcelona 4.657 m

Start at 14:00'27.988

1 / 4

1° 1 A. BAUTISTA [1'41.730]							
Lap	Seg1	Seg2	Seg3	Seg4	Lap Time	km/h	Local Time
1		32.993	21.342	31.667	1'46.805	268,7	14:02'14.793
2	17.294	32.615	21.013	31.524	1'42.446	317,6	14:03'57.239
3	17.264	32.623	20.979	31.352	1'42.218	317,6	14:05'39.457
4	17.148	32.325	20.883	31.374	1'41.730	317,6	14:07'21.187
5	17.212	32.330	20.842	31.364	1'41.748	317,6	14:09'02.935
6	17.133	32.431	20.895	31.452	1'41.911	318,6	14:10'44.846
7	17.162	32.407	20.859	31.406	1'41.834	316,7	14:12'26.680
8	17.105	32.475	20.810	31.436	1'41.826	319,5	14:14'08.506
9	17.177	32.500	20.920	31.380	1'41.977	320,5	14:15'50.483
10	17.152	32.535	20.878	31.493	1'42.058	318,6	14:17'32.541
11	17.124	32.573	20.821	31.496	1'42.014	319,5	14:19'14.555
12	17.147	32.567	20.956	31.542	1'42.212	320,5	14:20'56.767
13	17.170	32.677	20.971	31.633	1'42.451	320,5	14:22'39.218
14	17.153	32.868	21.083	31.816	1'42.920	320,5	14:24'22.138
15	17.208	32.874	20.977	31.935	1'42.994	319,5	14:26'05.132
16	17.254	32.994	20.998	31.891	1'43.137	320,5	14:27'48.269
17	17.229	32.988	21.152	32.084	1'43.453	320,5	14:29'31.722
18	17.298	33.113	21.127	32.099	1'43.637	318,6	14:31'15.359
19	17.271	33.244	21.084	32.205	1'43.804	320,5	14:32'59.163
20	17.487	33.434	21.314	33.600	1'45.835	319,5	14:34'44.998
Race Time 34'17.010							

16	17.400	33.085	21.192	32.082	1'43.759	314,9	14:27'54.851
17	17.430	33.148	21.138	32.173	1'43.889	316,7	14:29'38.740
18	17.428	33.250	21.188	32.284	1'44.150	313,0	14:31'22.890
19	17.526	33.538	21.460	32.620	1'45.144	313,0	14:33'08.034
20	17.582	33.597	21.465	32.963	1'45.607	314,9	14:34'53.641
Race Time 34'25.653							

2° 54 T. RAZGATLIOGLU [1'42.196]							
Lap	Seg1	Seg2	Seg3	Seg4	Lap Time	km/h	Local Time
1		32.807	21.261	31.734	1'46.763	258,4	14:02'14.751
2	17.621	32.829	21.113	31.399	1'42.962	310,3	14:03'57.713
3	17.436	32.752	21.050	31.333	1'42.571	318,6	14:05'40.284
4	17.236	32.492	21.014	31.454	1'42.196	318,6	14:07'22.480
5	17.374	32.498	21.092	31.443	1'42.407	317,6	14:09'04.887
6	17.353	32.694	21.109	31.634	1'42.790	318,6	14:10'47.677
7	17.266	32.674	21.162	31.597	1'42.699	318,6	14:12'30.376
8	17.325	32.631	21.117	31.674	1'42.747	314,0	14:14'13.123
9	17.468	32.685	21.097	31.647	1'42.897	313,0	14:15'56.020
10	17.396	32.725	21.172	31.704	1'42.997	311,2	14:17'39.017
11	17.394	32.707	21.192	31.640	1'42.933	310,3	14:19'21.950
12	17.404	32.723	21.163	31.664	1'42.954	311,2	14:21'04.904
13	17.348	32.786	21.181	31.732	1'43.047	310,3	14:22'47.951
14	17.475	32.837	21.296	31.810	1'43.418	310,3	14:24'31.369
15	17.451	32.826	21.248	31.786	1'43.311	310,3	14:26'14.680
16	17.373	32.931	21.217	31.838	1'43.359	312,1	14:27'58.039
17	17.535	32.991	21.269	32.095	1'43.890	312,1	14:29'41.929
18	17.483	33.118	21.307	32.004	1'43.912	311,2	14:31'25.841
19	17.481	33.139	21.274	32.135	1'44.029	311,2	14:33'09.870
20	17.487	32.950	21.219	32.055	1'43.711	312,1	14:34'53.581
Race Time 34'25.593							

4° 22 A. LOWES [1'42.158]							
Lap	Seg1	Seg2	Seg3	Seg4	Lap Time	km/h	Local Time
1		32.742	21.381	31.461	1'46.968	264,7	14:02'14.956
2	17.511	32.634	21.074	31.403	1'42.622	314,9	14:03'57.578
3	17.399	32.431	20.982	31.346	1'42.158	320,5	14:05'39.736
4	17.252	32.383	21.048	31.677	1'42.360	316,7	14:07'22.096
5	17.541	32.484	21.099	31.452	1'42.576	311,2	14:09'04.672
6	17.434	32.615	21.179	31.617	1'42.845	316,7	14:10'47.517
7	17.549	32.691	21.194	31.644	1'43.078	314,9	14:12'30.595
8	17.322	32.588	21.178	31.604	1'42.692	320,5	14:14'13.287
9	17.488	32.634	21.151	31.709	1'42.982	307,7	14:15'56.269
10	17.465	32.616	21.208	31.768	1'43.057	318,6	14:17'39.326
11	17.323	32.673	21.270	31.655	1'42.921	317,6	14:19'22.247
12	17.396	32.736	21.157	31.789	1'43.078	317,6	14:21'05.325
13	17.436	32.811	21.131	31.982	1'43.360	319,5	14:22'48.685
14	17.459	32.862	21.262	32.011	1'43.594	313,0	14:24'32.279
15	17.439	33.139	21.236	32.050	1'43.864	314,9	14:26'16.143
16	17.496	32.969	21.208	31.989	1'43.662	318,6	14:27'59.805
17	17.419	33.016	21.283	32.125	1'43.843	315,8	14:29'43.648
18	17.516	33.074	21.166	32.166	1'43.922	314,9	14:31'27.570
19	17.514	33.144	21.266	32.298	1'44.222	315,8	14:33'11.792
20	17.488	33.286	21.351	32.447	1'44.572	315,8	14:34'56.364
Race Time 34'28.376							

3° 21 M. RINALDI [1'42.028]							
Lap	Seg1	Seg2	Seg3	Seg4	Lap Time	km/h	Local Time
1		32.890	21.285	31.641	1'46.878	272,7	14:02'14.866
2	17.360	32.671	21.019	31.585	1'42.635	317,6	14:03'57.501
3	17.556	32.663	20.976	31.378	1'42.573	318,6	14:05'40.074
4	17.294	32.398	20.961	31.461	1'42.114	322,4	14:07'22.188
5	17.226	32.481	20.989	31.388	1'42.084	316,7	14:09'04.272
6	17.298	32.403	20.941	31.386	1'42.028	314,9	14:10'46.300
7	17.255	32.394	20.969	31.514	1'42.132	314,9	14:12'28.432
8	17.327	32.478	21.038	31.444	1'42.287	314,9	14:14'10.719
9	17.304	32.429	20.957	31.667	1'42.357	314,9	14:15'53.076
10	17.350	32.541	20.954	31.758	1'42.603	314,9	14:17'35.679
11	17.374	32.582	21.074	31.680	1'42.710	313,0	14:19'18.389
12	17.403	32.572	21.093	31.713	1'42.781	314,0	14:21'01.170
13	17.372	32.769	21.101	31.822	1'43.064	314,0	14:22'44.234
14	17.361	32.873	21.172	31.929	1'43.335	313,0	14:24'27.569
15	17.327	32.960	21.167	32.069	1'43.523	314,9	14:26'11.092

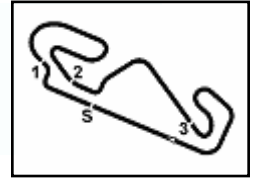
5° 65 J. REA [1'42.353]							
Lap	Seg1	Seg2	Seg3	Seg4	Lap Time	km/h	Local Time
1		32.841	21.156	31.787	1'47.736	264,7	14:02'15.724
2	17.708	32.551	21.066	31.496	1'42.821	313,0	14:03'58.545
3	17.412	32.630	21.085	31.387	1'42.514	322,4	14:05'41.059
4	17.358	32.477	20.985	31.533	1'42.353	317,6	14:07'23.412
5	17.332	32.488	21.045	31.544	1'42.409	316,7	14:09'05.821
6	17.360	32.559	21.049	31.618	1'42.586	324,3	14:10'48.407
7	17.363	32.533	21.086	31.703	1'42.685	317,6	14:12'31.092
8	17.387	32.669	21.249	31.755	1'43.060	318,6	14:14'14.152
9	17.406	32.721	21.166	31.769	1'43.062	316,7	14:15'57.214
10	17.486	32.828	21.058	31.779	1'43.151	315,8	14:17'40.365
11	17.351	32.836	21.180	31.786	1'43.153	315,8	14:19'23.518
12	17.374	32.729	21.216	31.797	1'43.116	319,5	14:21'06.634
13	17.440	32.792	21.253	31.868	1'43.353	316,7	14:22'49.987
14	17.519	32.928	21.242	31.955	1'43.644	319,5	14:24'33.631
15	17.557	32.899	21.151	31.998	1'43.605	313,0	14:26'17.236
16	17.478	32.956	21.152	32.034	1'43.620	313,0	14:28'00.856
17	17.510	32.920	21.221	32.050	1'43.701	314,9	14:29'44.557
18	17.551	33.000	21.152	32.175	1'43.878	313,0	14:31'28.435
19	17.525	33.186	21.336	32.363	1'44.410	314,0	14:33'12.845
20	17.637	33.379	21.413	32.548	1'44.977	311,2	14:34'57.822
Race Time 34'29.834							

6° 97 X. VIERGE [1'42.353]							
Lap	Seg1	Seg2	Seg3	Seg4	Lap Time	km/h	Local Time
1		32.995	21.263	31.775	1'47.646	270,7	14:02'15.634
2	17.431	32.718	21.060	31.575	1'42.784	321,4	14:03'58.418
3	17.342	32.957	21.203	31.579	1'43.081	320,5	14:05'41.499
4	17.215	32.596	20.969	31.573	1'42.353	324,3	14:07'23.852
5	17.284	32.816	21.063	31.563	1'42.726	324,3	14:09'06.578
6	17.225	32.734	21.027	31.649	1'42.635	322,4	14:10'49.213
7	17.220	32.729	21.117	31.684	1'42.750	321,4	14:12'31.963
8	17.271	32.671	21.186	31.749	1'42.877	322,4	14:14'14.840
9	17.249	32.856	21.150	31.785	1'43.040	324,3	14:15'57.880

07/05/2023

P = Pits In/Out - C = Lap Time Cancelled

These data/results cannot be reproduced, stored and/or transmitted in whole or in part by any manner of electronic, mechanical, photocopying, recording, broadcasting or otherwise now known or herein after developed without the previous express consent by the copyright owner, except for reproduction in daily press and regular printed publications on sale to the public within 60 days of the event related to those data/results and always provided that copyright symbol appears together as follows below.



Prosecco DOC Catalunya, 5-7 May 2023 Chronological Analysis Race 2

Circuit de Barcelona 4.657 m

Start at 14:00'27.988

2 / 4

10	17.275	32.906	21.118	31.751	1'43.050	324,3	14:17'40.930	4	17.245	32.549	21.081	31.473	1'42.348	323,4	14:07'23.997
11	17.296	32.919	21.124	31.760	1'43.099	323,4	14:19'24.029	5	17.269	32.800	21.146	31.615	1'42.830	325,3	14:09'06.827
12	17.281	32.973	21.216	31.905	1'43.375	324,3	14:21'07.404	6	17.265	32.657	21.147	31.603	1'42.672	321,4	14:10'49.499
13	17.309	33.057	21.224	31.934	1'43.524	322,4	14:22'50.928	7	17.339	32.636	21.274	31.639	1'42.888	319,5	14:12'32.387
14	17.333	32.967	21.366	31.960	1'43.616	321,4	14:24'34.544	8	17.317	32.731	21.253	31.636	1'42.937	318,6	14:14'15.324
15	17.309	33.197	21.309	32.057	1'43.872	322,4	14:26'18.416	9	17.324	32.693	21.214	31.750	1'42.981	319,5	14:15'58.305
16	17.363	33.217	21.321	32.068	1'43.969	323,4	14:28'02.385	10	17.611	32.718	21.208	31.689	1'43.226	322,4	14:17'41.531
17	17.330	33.180	21.354	32.177	1'44.041	323,4	14:29'46.426	11	17.387	32.724	21.202	31.683	1'42.996	318,6	14:19'24.527
18	17.452	33.348	21.386	32.190	1'44.376	324,3	14:31'30.802	12	17.274	32.817	21.237	31.853	1'43.181	320,5	14:21'07.708
19	17.462	33.433	21.322	32.333	1'44.550	324,3	14:33'15.352	13	17.330	32.947	21.340	31.923	1'43.540	321,4	14:22'51.248
20	17.424	33.416	21.535	32.513	1'44.888	322,4	14:35'00.240	14	17.334	33.018	21.406	31.997	1'43.755	322,4	14:24'35.003

Race Time 34'32.252

7° 55 A. LOCATELLI (1'42.329)							
Lap	Seg1	Seg2	Seg3	Seg4	Lap Time	km/h	Local Time
1		32.818	21.472	31.669	1'47.166	259,6	14:02'15.154
2	17.462	32.792	21.206	31.373	1'42.833	308,6	14:03'57.987
3	17.518	32.656	21.072	31.469	1'42.715	314,0	14:05'40.702
4	17.271	32.524	21.084	31.450	1'42.329	317,6	14:07'23.031
5	17.386	32.599	21.106	31.520	1'42.611	321,4	14:09'05.642
6	17.375	32.558	21.071	31.477	1'42.481	317,6	14:10'48.123
7	17.332	32.567	21.120	31.609	1'42.628	316,7	14:12'30.751
8	17.396	32.664	21.171	31.638	1'42.869	318,6	14:14'13.620
9	17.452	32.672	21.197	31.791	1'43.112	317,6	14:15'56.732
10	17.468	32.761	21.189	31.778	1'43.196	316,7	14:17'39.928
11	17.365	32.841	21.251	31.765	1'43.222	315,8	14:19'23.150
12	17.394	32.754	21.234	31.836	1'43.218	315,8	14:21'06.368
13	17.319	32.878	21.218	31.982	1'43.397	314,9	14:22'49.765
14	17.630	33.183	21.372	31.843	1'44.028	316,7	14:24'33.793
15	17.473	33.165	21.304	32.002	1'43.944	314,9	14:26'17.737
16	17.379	33.093	21.353	32.123	1'43.948	317,6	14:28'01.685
17	17.487	33.168	21.332	32.249	1'44.236	317,6	14:29'45.921
18	17.508	33.143	21.350	32.408	1'44.409	314,0	14:31'30.330
19	17.570	33.430	21.396	32.455	1'44.851	314,0	14:33'15.181
20	17.701	33.624	21.574	32.689	1'45.588	312,1	14:35'00.769

Race Time 34'32.781

8° 77 D. AEGERTER (1'42.375)							
Lap	Seg1	Seg2	Seg3	Seg4	Lap Time	km/h	Local Time
1		33.264	21.350	31.756	1'48.242	260,9	14:02'16.230
2	17.612	32.873	21.100	31.533	1'43.118	314,9	14:03'59.348
3	17.395	32.745	21.231	31.471	1'42.842	315,8	14:05'42.190
4	17.361	32.482	21.065	31.467	1'42.375	314,9	14:07'24.565
5	17.461	32.647	21.111	31.509	1'42.728	311,2	14:09'07.293
6	17.414	32.673	21.127	31.507	1'42.721	315,8	14:10'50.014
7	17.389	32.739	21.154	31.499	1'42.781	313,0	14:12'32.795
8	17.437	32.697	21.156	31.617	1'42.907	314,9	14:14'15.702
9	17.427	32.720	21.138	31.594	1'42.879	316,7	14:15'58.581
10	17.493	32.845	21.182	31.564	1'43.084	319,5	14:17'41.665
11	17.431	32.888	21.150	31.650	1'43.119	314,9	14:19'24.784
12	17.381	32.718	21.163	31.778	1'43.040	316,7	14:21'07.824
13	17.448	32.930	21.287	31.813	1'43.478	315,8	14:22'51.302
14	17.454	33.050	21.355	31.923	1'43.782	316,7	14:24'35.084
15	17.512	32.888	21.224	31.893	1'43.517	309,5	14:26'18.601
16	17.496	33.033	21.344	32.118	1'43.991	316,7	14:28'02.592
17	17.548	32.985	21.301	32.113	1'43.947	314,9	14:29'46.539
18	17.539	33.476	21.358	32.151	1'44.524	315,8	14:31'31.063
19	17.512	33.306	21.497	32.357	1'44.672	314,9	14:33'15.735
20	17.717	33.679	21.683	32.700	1'45.779	314,9	14:35'01.514

Race Time 34'33.526

9° 71 L. LECUONA (1'42.348)							
Lap	Seg1	Seg2	Seg3	Seg4	Lap Time	km/h	Local Time
1		33.024	21.401	31.767	1'47.895	260,9	14:02'15.883
2	17.414	32.633	21.243	31.523	1'42.813	318,6	14:03'58.696
3	17.391	32.771	21.233	31.558	1'42.953	326,3	14:05'41.649

10° 31 G. GERLOFF (1'42.488)							
Lap	Seg1	Seg2	Seg3	Seg4	Lap Time	km/h	Local Time
1		32.799	21.394	31.979	1'47.724	264,1	14:02'15.712
2	17.864	32.583	21.206	31.580	1'43.233	312,1	14:03'58.945
3	17.341	32.662	21.305	31.559	1'42.867	323,4	14:05'41.812
4	17.286	32.678	21.026	31.498	1'42.488	327,3	14:07'24.300
5	17.561	32.568	21.107	31.581	1'42.817	327,3	14:09'07.117
6	17.236	32.727	21.201	31.629	1'42.793	324,3	14:10'49.910
7	17.326	32.616	21.179	31.550	1'42.671	325,3	14:12'32.581
8	17.313	32.768	21.141	31.743	1'42.965	326,3	14:14'15.546
9	17.360	32.694	21.142	31.635	1'42.831	324,3	14:15'58.377
10	17.490	33.198	21.212	31.816	1'43.716	327,3	14:17'42.093
11	17.306	32.962	21.118	32.601	1'43.987	323,4	14:19'26.080
12	17.399	32.921	21.227	31.930	1'43.477	322,4	14:21'09.557
13	17.409	32.868	21.163	31.934	1'43.374	322,4	14:22'52.931
14	17.407	32.962	21.208	32.085	1'43.662	322,4	14:24'36.593
15	17.261	32.996	21.204	32.119	1'43.580	324,3	14:26'20.173
16	17.388	33.034	21.255	32.226	1'43.903	330,3	14:28'04.076
17	17.420	33.211	21.323	32.436	1'44.390	323,4	14:29'48.466
18	17.450	33.497	21.360	32.615	1'44.922	322,4	14:31'33.388
19	17.550	33.491	21.529	32.704	1'45.274	323,4	14:33'18.662
20	17.852	33.775	21.527	32.819	1'45.973	325,3	14:35'04.635

Race Time 34'36.647

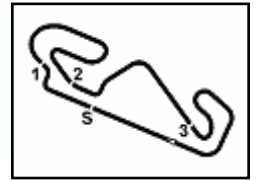
11° 47 A. BASSANI (1'42.831)							
Lap	Seg1	Seg2	Seg3	Seg4	Lap Time	km/h	Local Time
1		33.038	21.379	31.816	1'48.144	268,7	14:02'16.132
2	17.558	32.781	21.163	31.620	1'43.122	323,4	14:03'59.254
3	17.338	32.701	21.204	31.588	1'42.831	321,4	14:05'42.085
4	17.317	32.851	21.200	31.643	1'43.011	324,3	14:07'25.096
5	17.741	32.892	21.178	31.623	1'43.434	322,4	14:09'08.530
6	17.350	32.745	21.242	31.736	1'43.073	318,6	14:10'51.603
7	17.384	32.710	21.213	31.702	1'43.009	316,7	14:12'34.612
8	17.410	32.728	21.219	31.747	1'43.104	316,7	14:14'17.716
9	17.352	32.799	21.129	31.855	1'43.135	317,6	14:16'00.851
10	17.493	32.861	21.299	31.873	1'43.526	318,6	14:17'44.377
11	17.411	32.849	21.179	31.949	1'43.388	316,7	14:19'27.765
12	17.354	32.955	21.321	31.976	1'43.606	316,7	14:21'11.371
13	17.386	32.976	21.297	32.021	1'43.680	315,8	14:22'55.051
14	17.466	33.066	21.360	32.050	1'43.942	315,8	14:24'38.993
15	17.537	33.123	21.400	32.154	1'44.214	315,8	14:26'23.207
16	17.522	33.161	21.359	32.272	1'44.314	316,7	14:28'07.521
17	17.489	33.200	21.363	32.261	1'44.313	317,6	14:29'51.834
18	17.541	33.301	21.389	32.339	1'44.570	316,7	14:31'36.404
19	17.669	33.324	21.457	32.612	1'45.062	318,6	14:33'21.466
20	17.571	33.411	21.473	32.638	1'45.093	315,8	14:35'06.559

07/05/2023

P = Pits In/Out - C = Lap Time Cancelled

These data/results cannot be reproduced, stored and/or transmitted in whole or in part by any manner of electronic, mechanical, photocopying, recording, broadcasting or otherwise now known or herein after developed without the previous express consent by the copyright owner, except for reproduction in daily press and regular printed publications on sale to the public within 60 days of the event related to those data/results and always provided that copyright symbol appears together as follows below.

© DORNA WSBK ORGANIZATION Srl 2023



Prosecco DOC Catalunya, 5-7 May 2023

Chronological Analysis Race 2

Start at 14:00'27.988

Circuit de Barcelona 4.657 m

3 / 4

Race Time 34'38.571

12° 9 D. PETRUCCI [1'42.565]							
Lap	Seg1	Seg2	Seg3	Seg4	Lap Time	km/h	Local Time
1		33.239	21.352	31.711	1'48.606	269,3	14:02'16.594
2	17.407	32.956	21.213	31.500	1'43.076	328,3	14:03'59.670
3	17.402	32.603	21.194	31.614	1'42.813	318,6	14:05'42.483
4	17.353	32.585	21.220	31.604	1'42.762	321,4	14:07'25.245
5	17.355	32.550	21.196	31.464	1'42.565	326,3	14:09'07.810
6	17.420	32.555	21.138	31.538	1'42.651	318,6	14:10'50.461
7	17.375	32.560	21.185	31.598	1'42.718	320,5	14:12'33.179
8	17.351	32.551	21.260	31.625	1'42.787	320,5	14:14'15.966
9	17.412	32.721	21.234	31.699	1'43.066	322,4	14:15'59.032
10	17.370	32.894	21.287	31.750	1'43.301	320,5	14:17'42.333
11	17.363	32.843	21.252	31.786	1'43.244	320,5	14:19'25.577
12	17.370	32.717	21.206	31.753	1'43.046	314,9	14:21'08.623
13	17.421	32.800	21.344	31.878	1'43.443	314,0	14:22'52.066
14	17.499	32.977	21.274	31.981	1'43.731	314,9	14:24'35.797
15	17.479	33.136	21.319	32.186	1'44.120	316,7	14:26'19.917
16	17.784	33.359	21.415	32.358	1'44.916	316,7	14:28'04.833
17	17.562	33.486	21.494	32.470	1'45.012	317,6	14:29'49.845
18	17.686	33.582	21.464	32.707	1'45.439	313,0	14:31'35.284
19	17.739	33.826	21.657	33.141	1'46.363	313,0	14:33'21.647
20	17.771	34.022	21.784	33.184	1'46.761	318,6	14:35'08.408

Race Time 34'40.420

13° 87 R. GARDNER [1'43.106]							
Lap	Seg1	Seg2	Seg3	Seg4	Lap Time	km/h	Local Time
1		33.368	21.478	31.776	1'49.043	267,3	14:02'17.031
2	17.369	32.889	21.386	31.566	1'43.210	314,9	14:04'00.241
3	17.446	32.781	21.200	31.679	1'43.106	313,0	14:05'43.347
4	18.009	33.525	21.159	31.699	1'44.392	317,6	14:07'27.739
5	17.442	32.648	21.342	31.739	1'43.171	318,6	14:09'10.910
6	17.462	32.685	21.338	31.642	1'43.127	318,6	14:10'54.037
7	17.466	32.776	21.269	31.707	1'43.218	318,6	14:12'37.255
8	17.490	32.732	21.264	31.912	1'43.398	319,5	14:14'20.653
9	17.435	32.813	21.439	31.806	1'43.493	314,9	14:16'04.146
10	17.454	32.824	21.283	31.864	1'43.425	315,8	14:17'47.571
11	17.429	32.881	21.304	31.913	1'43.527	319,5	14:19'31.098
12	17.538	32.924	21.240	31.865	1'43.567	314,9	14:21'14.665
13	17.529	32.886	21.343	31.961	1'43.719	314,9	14:22'58.384
14	17.555	33.017	21.305	32.108	1'43.985	314,9	14:24'42.369
15	17.436	33.051	21.400	32.100	1'43.987	314,9	14:26'26.356
16	17.473	33.418	21.448	32.213	1'44.552	318,6	14:28'10.908
17	17.632	33.184	21.421	32.103	1'44.340	318,6	14:29'55.248
18	17.579	33.167	21.491	32.209	1'44.446	312,1	14:31'39.694
19	17.587	33.396	21.487	32.490	1'44.960	313,0	14:33'24.654
20	17.659	33.804	21.535	32.601	1'45.599	313,0	14:35'10.253

Race Time 34'42.265

14° 5 P. OETTL [1'42.860]							
Lap	Seg1	Seg2	Seg3	Seg4	Lap Time	km/h	Local Time
1		33.404	21.344	31.978	1'48.931	274,8	14:02'16.919
2	17.435	33.083	21.400	31.818	1'43.736	322,4	14:04'00.655
3	17.398	32.671	21.226	31.700	1'42.995	319,5	14:05'43.650
4	17.391	32.651	21.143	31.675	1'42.860	324,3	14:07'26.510
5	17.491	32.757	21.134	31.710	1'43.092	315,8	14:09'09.602
6	17.398	32.809	21.154	31.710	1'43.071	318,6	14:10'52.673
7	17.365	32.820	21.106	31.745	1'43.036	319,5	14:12'35.709
8	17.384	32.866	21.161	31.976	1'43.387	318,6	14:14'19.096
9	17.404	32.919	21.242	31.925	1'43.490	318,6	14:16'02.586
10	17.362	32.870	21.307	31.884	1'43.423	318,6	14:17'46.009
11	17.579	32.908	21.338	31.973	1'43.798	313,0	14:19'29.807
12	17.467	32.925	21.309	31.937	1'43.638	314,0	14:21'13.445
13	17.485	32.992	21.373	32.070	1'43.920	314,9	14:22'57.365
14	17.588	33.230	21.375	32.125	1'44.318	313,0	14:24'41.683

15	17.510	33.213	21.395	32.187	1'44.305	314,9	14:26'25.988
16	17.623	33.373	21.460	32.348	1'44.804	314,0	14:28'10.792
17	17.660	33.474	21.519	32.395	1'45.048	314,9	14:29'55.840
18	17.677	33.461	21.611	32.632	1'45.381	314,0	14:31'41.221
19	17.833	33.778	21.704	32.947	1'46.262	311,2	14:33'27.483
20	17.906	33.994	21.858	33.138	1'46.896	312,1	14:35'14.379

Race Time 34'46.391

15° 28 B. RAY [1'43.174]							
Lap	Seg1	Seg2	Seg3	Seg4	Lap Time	km/h	Local Time
1		33.515	21.559	31.826	1'49.450	269,3	14:02'17.438
2	17.622	33.061	21.470	32.032	1'44.185	314,0	14:04'01.623
3	17.339	32.828	21.236	31.771	1'43.174	314,0	14:05'44.797
4	17.517	32.907	21.371	31.733	1'43.528	312,1	14:07'28.325
5	17.608	32.843	21.262	31.804	1'43.517	314,9	14:09'11.842
6	17.562	32.997	21.301	31.846	1'43.706	315,8	14:10'55.548
7	17.590	32.905	21.362	31.819	1'43.676	310,3	14:12'39.224
8	17.423	32.890	21.421	32.002	1'43.736	308,6	14:14'22.960
9	17.638	32.901	21.378	31.991	1'43.908	309,5	14:16'06.868
10	17.629	33.015	21.358	31.922	1'43.924	309,5	14:17'50.792
11	17.576	32.979	21.362	31.995	1'43.912	309,5	14:19'34.704
12	17.572	33.025	21.444	32.168	1'44.209	309,5	14:21'18.913
13	17.619	33.017	21.414	31.963	1'44.013	308,6	14:23'02.926
14	17.593	33.146	21.575	32.261	1'44.575	308,6	14:24'47.501
15	17.568	33.472	21.590	32.354	1'44.984	308,6	14:26'32.485
16	17.663	33.319	21.633	32.358	1'44.973	310,3	14:28'17.458
17	17.616	33.368	21.538	32.420	1'44.942	314,0	14:30'02.400
18	17.724	33.357	21.607	32.434	1'45.122	305,9	14:31'47.522
19	17.714	33.499	21.792	32.734	1'45.739	306,8	14:33'33.261
20	17.771	33.712	21.769	32.922	1'46.174	306,8	14:35'19.435

Race Time 34'51.447

16° 76 L. BAZ [1'43.141]							
Lap	Seg1	Seg2	Seg3	Seg4	Lap Time	km/h	Local Time
1		33.309	21.638	31.840	1'49.334	271,4	14:02'17.322
2	17.546	32.743	21.465	31.856	1'43.610	317,6	14:04'00.932
3	17.493	32.674	21.265	31.776	1'43.208	320,5	14:05'44.140
4	17.476	32.663	21.249	31.753	1'43.141	320,5	14:07'27.281
5	17.464	32.699	21.300	31.797	1'43.260	319,5	14:09'10.541
6	17.405	32.675	21.375	31.827	1'43.282	317,6	14:10'53.823
7	17.428	32.737	21.276	31.848	1'43.289	316,7	14:12'37.112
8	17.477	32.965	21.484	31.897	1'43.823	317,6	14:14'20.935
9	17.471	32.835	21.518	31.966	1'43.790	318,6	14:16'04.725
10	17.513	32.913	21.439	32.004	1'43.869	318,6	14:17'48.594
11	17.538	32.882	21.462	32.104	1'43.986	316,7	14:19'32.580
12	17.567	33.113	21.491	32.282	1'44.453	318,6	14:21'17.033
13	17.496	33.212	21.569	32.359	1'44.636	317,6	14:23'01.669
14	17.535	33.331	21.685	32.576	1'45.127	318,6	14:24'46.796
15	17.512	33.416	21.522	32.604	1'45.054	314,0	14:26'31.850
16	17.603	33.422	21.649	32.626	1'45.300	314,0	14:28'17.150
17	17.714	33.771	21.657	32.678	1'45.820	312,1	14:30'02.970
18	17.663	33.576	21.703	32.893	1'45.835	314,9	14:31'48.805
19	17.730	33.919	21.746	33.200	1'46.595	313,0	14:33'35.400
20	17.788	34.179	21.860	33.488	1'47.315	314,0	14:35'22.715

Race Time 34'54.727

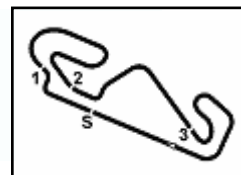
17° 75 I. LOPES [1'43.293]							
Lap	Seg1	Seg2	Seg3	Seg4	Lap Time	km/h	Local Time
1		33.587	21.524	31.958	1'49.943	270,0	14:02'17.931
2	17.536	32.983	21.465	31.806	1'43.790	313,0	14:04'01.721
3	17.521	32.949	21.294	31.748	1'43.512	318,6	14:05'45.233
4	17.538	32.705	21.204	31.846	1'43.293	320,5	14:07'28.526
5	17.601	32.848	21.200	31.764	1'43.413	322,4	14:09'11.939
6	17.189	33.667	21.255	31.865	1'43.976	320,5	14:10'55.915
7	17.563	33.112	21.449	32.031	1'44.155	315,8	14:12'40.070
8	17.514	33.067	21.369	31.998	1'43.948	314,9	14:14'24.018

07/05/2023

P = Pits In/Out - C = Lap Time Cancelled

These data/results cannot be reproduced, stored and/or transmitted in whole or in part by any manner of electronic, mechanical, photocopying, recording, broadcasting or otherwise now known or herein after developed without the previous express consent by the copyright owner, except for reproduction in daily press and regular printed publications on sale to the public within 60 days of the event related to those data/results and always provided that copyright symbol appears together as follows below.

© DORNA WSBK ORGANIZATION Srl 2023



Prosecco DOC Catalunya, 5-7 May 2023

Chronological Analysis Race 2

Start at 14:00'27.988

9	17.579	33.097	21.425	32.040	1'44.141	314,9	14:16'08.159
10	17.569	33.088	21.271	32.048	1'43.976	314,9	14:17'52.135
11	17.517	33.031	21.408	32.052	1'44.008	314,0	14:19'36.143
12	17.498	33.125	21.436	32.126	1'44.185	313,0	14:21'20.328
13	17.506	33.249	21.303	32.217	1'44.275	314,0	14:23'04.603
14	17.448	33.421	21.601	32.454	1'44.924	314,0	14:24'49.527
15	17.474	33.452	21.387	32.367	1'44.680	314,0	14:26'34.207
16	17.511	33.561	21.452	32.438	1'44.962	314,9	14:28'19.169
17	17.570	33.537	21.646	32.630	1'45.383	314,9	14:30'04.552
18	17.605	33.647	21.578	32.753	1'45.583	314,9	14:31'50.135
19	17.598	33.806	21.567	32.887	1'45.858	314,0	14:33'35.993
20	17.713	34.049	21.906	33.094	1'46.762	313,0	14:35'22.755

Race Time 34'54.767

RET 34 L. BALDASSARRI [1'43.496]							
Lap	Seg.1	Seg.2	Seg.3	Seg.4	Lap Time	km/h	Local Time
1		33.691	21.519	31.859	1'49.624	271,4	14:02'17.612
2	17.621	32.947	21.447	31.879	1'43.894	307,7	14:04'01.506
3	17.574	32.860	21.289	31.794	1'43.517	311,2	14:05'45.023
4	17.955	32.832	21.231	31.792	1'43.810	313,0	14:07'28.833
5	17.511	32.887	21.290	31.808	1'43.496	313,0	14:09'12.329
6	17.908	33.088	21.344	31.889	1'44.229	311,2	14:10'56.558
7	17.617	32.912	21.427	32.045	1'44.001	308,6	14:12'40.559
8	17.554	32.982	21.388	31.915	1'43.839	310,3	14:14'24.398
9	17.626	32.965	21.469	32.029	1'44.089	309,5	14:16'08.487
10	17.632	32.998	21.347	32.133	1'44.110	309,5	14:17'52.597
11	17.630	33.001	21.531	32.235	1'44.397	305,9	14:19'36.994
12	17.694	33.337	21.503	32.352	1'44.886	311,2	14:21'21.880
13	17.842	33.448	21.519	32.583	1'45.392	305,9	14:23'07.272
14	17.829	33.683	21.683	32.765	1'45.960	304,2	14:24'53.232
15	17.903	33.904	21.789	32.968	1'46.564	305,1	14:26'39.796
16	18.073	34.302	22.078	33.348	1'47.801	304,2	14:28'27.597
17	18.497	34.704	22.300	33.785	1'49.286	303,4	14:30'16.883
18	18.317	37.474	24.303	49.352	2'09.446P	300,0	14:32'26.329

Race Time 31'58.341

RET 45 S. REDDING [1'42.754]							
Lap	Seg.1	Seg.2	Seg.3	Seg.4	Lap Time	km/h	Local Time
1		33.206	21.387	31.747	1'48.463	267,3	14:02'16.451
2	17.651	33.002	21.314	31.585	1'43.552	315,8	14:04'00.003
3	17.282	32.709	21.172	31.591	1'42.754	323,4	14:05'42.757
4	17.320	32.699	21.191	31.650	1'42.860	325,3	14:07'25.617
5	17.357	32.941	21.199	31.732	1'43.229	318,6	14:09'08.846
6	17.360	32.829	21.143	31.694	1'43.026	322,4	14:10'51.872
7	17.308	32.790	21.177	31.870	1'43.145	321,4	14:12'35.017
8	17.346	32.862	21.234	31.938	1'43.380	320,5	14:14'18.397
9	17.352	32.958	21.301	32.031	1'43.642	320,5	14:16'02.039
10	18.116	33.852	21.283	32.141	1'45.392	318,6	14:17'47.431
11	17.449	33.297	21.536	32.259	1'44.541	316,7	14:19'31.972
12	17.568	33.265	21.364	32.338	1'44.535	317,6	14:21'16.507
13	17.500	33.410	21.454	32.654	1'45.018	314,9	14:23'01.525
14	18.526	40.615	22.367	45.948	2'07.456P	315,8	14:25'08.981

Race Time 24'40.993

RET 32 I. VINALES [1'45.187]							
Lap	Seg.1	Seg.2	Seg.3	Seg.4	Lap Time	km/h	Local Time
1		33.982	21.824	32.249	1'51.143	259,0	14:02'19.131
2	18.022	33.286	21.604	32.275	1'45.187	300,0	14:04'04.318
3	18.167	33.404	21.644	32.339	1'45.554	297,5	14:05'49.872
4	18.082	33.403	21.680	32.328	1'45.493	295,9	14:07'35.365
5	18.116	33.445	23.420	32.579	1'47.560	295,1	14:09'22.925
6	18.196	33.499	21.764	32.466	1'45.925	293,5	14:11'08.850
7	18.165	33.520	21.685	32.419	1'45.789	293,5	14:12'54.639
8	18.340	33.618	21.772	45.218	1'58.948P	291,9	14:14'53.587

Race Time 14'25.599

07/05/2023

P = Pits In/Out - C = Lap Time Cancelled

These data/results cannot be reproduced, stored and/or transmitted in whole or in part by any manner of electronic, mechanical, photocopying, recording, broadcasting or otherwise now known or herein after developed without the previous express consent by the copyright owner, except for reproduction in daily press and regular printed publications on sale to the public within 60 days of the event related to those data/results and always provided that copyright symbol appears together as follows below.

© DORNA WSBK ORGANIZATION Srl 2023