

Prosecco DOC Catalunya, 5-7 May 2023

Chronological Analysis Race 1

Circuit de Barcelona 4.657 m

Start at 14:25'59.388

1 / 4

1° 1 A. BAUTISTA [1'41.747]							
Lap	Seg1	Seg2	Seg3	Seg4	Lap Time	km/h	Local Time
1		32.229	20.946	31.186	1'44.795	268,7	14:27'24.183
2	17.159	32.336	20.925	31.343	1'41.763	316,7	14:29'05.946
3	17.302	32.233	20.882	31.330	1'41.747	315,8	14:30'47.693
4	17.173	32.378	20.966	31.450	1'41.967	319,5	14:32'29.660
5	17.201	32.444	20.892	31.444	1'41.981	316,7	14:34'11.641
6	17.164	32.348	20.895	31.393	1'41.800	316,7	14:35'53.441
7	17.196	32.421	20.859	31.437	1'41.913	316,7	14:37'35.354
8	17.223	32.405	20.945	31.496	1'42.069	317,6	14:39'17.423
9	17.194	32.562	20.903	31.562	1'42.221	315,8	14:40'59.644
10	17.204	32.397	20.924	31.544	1'42.069	316,7	14:42'41.713
11	17.180	32.592	21.049	31.749	1'42.570	317,6	14:44'24.283
12	17.218	32.728	21.222	31.699	1'42.867	316,7	14:46'07.150
13	17.268	32.756	21.081	31.899	1'43.004	315,8	14:47'50.154
14	17.264	32.750	21.049	31.738	1'42.801	316,7	14:49'32.955
15	17.272	32.883	21.138	31.963	1'43.256	316,7	14:51'16.211
16	17.355	32.882	21.164	32.020	1'43.421	317,6	14:52'59.632
17	17.592	33.091	21.331	34.357	1'46.371	316,7	14:54'46.003

Race Time 29'06.615

2° 54 T. RAZGATLIOGLU [1'42.186]							
Lap	Seg1	Seg2	Seg3	Seg4	Lap Time	km/h	Local Time
1		32.556	21.089	31.393	1'46.129	261,5	14:27'25.517
2	17.268	32.483	20.961	31.474	1'42.186	322,4	14:29'07.703
3	17.306	32.518	21.005	31.530	1'42.359	320,5	14:30'50.062
4	17.215	32.481	21.136	31.732	1'42.564	318,6	14:32'32.626
5	17.294	32.564	21.204	31.718	1'42.780	314,9	14:34'15.406
6	17.274	32.557	21.170	31.662	1'42.663	316,7	14:35'58.069
7	17.387	32.707	21.183	31.701	1'42.978	310,3	14:37'41.047
8	17.439	32.694	21.184	31.761	1'43.078	310,3	14:39'24.125
9	17.367	32.712	21.090	31.783	1'42.952	314,9	14:41'07.077
10	17.343	32.732	21.171	31.875	1'43.121	311,2	14:42'50.198
11	17.386	32.826	21.147	31.945	1'43.304	317,6	14:44'33.502
12	17.308	32.785	21.202	31.911	1'43.206	315,8	14:46'16.708
13	17.570	32.828	21.144	31.934	1'43.476	309,5	14:48'00.184
14	17.450	32.934	21.334	31.883	1'43.601	315,8	14:49'43.785
15	17.485	33.047	21.235	31.879	1'43.646	311,2	14:51'27.431
16	17.357	32.911	21.244	31.879	1'43.391	316,7	14:53'10.822
17	17.415	33.190	21.260	32.180	1'44.045	316,7	14:54'54.867

Race Time 29'15.479

3° 65 J. REA [1'42.244]							
Lap	Seg1	Seg2	Seg3	Seg4	Lap Time	km/h	Local Time
1		32.429	21.021	31.419	1'45.786	262,1	14:27'25.174
2	17.252	32.448	21.007	31.621	1'42.328	319,5	14:29'07.502
3	17.307	32.460	20.986	31.491	1'42.244	314,0	14:30'49.746
4	17.242	32.535	21.145	31.765	1'42.687	316,7	14:32'32.433
5	17.313	32.549	21.123	31.731	1'42.716	314,0	14:34'15.149
6	17.337	32.537	21.119	31.742	1'42.735	314,0	14:35'57.884
7	17.413	32.649	21.129	31.843	1'43.034	310,3	14:37'40.918
8	17.404	32.622	21.113	31.809	1'42.948	310,3	14:39'23.866
9	17.399	32.618	21.135	31.820	1'42.972	310,3	14:41'06.838
10	17.442	32.647	21.194	31.880	1'43.163	310,3	14:42'50.001
11	17.451	32.687	21.129	31.968	1'43.235	311,2	14:44'33.236
12	17.400	32.705	21.216	32.002	1'43.323	312,1	14:46'16.559
13	17.437	32.796	21.155	32.052	1'43.440	310,3	14:47'59.999
14	17.531	32.881	21.191	32.098	1'43.701	310,3	14:49'43.700
15	17.454	32.782	21.152	32.031	1'43.419	313,0	14:51'27.119
16	17.424	32.845	21.263	32.065	1'43.597	310,3	14:53'10.716
17	17.593	33.256	21.258	32.107	1'44.214	309,5	14:54'54.930

Race Time 29'15.542

4° 55 A. LOCATELLI [1'42.602]							
Lap	Seg1	Seg2	Seg3	Seg4	Lap Time	km/h	Local Time
1							
2	17.139	32.670	20.885	31.603	1'42.297	323,4	14:29'07.154
3	17.255	32.475	20.983	31.524	1'42.237	315,8	14:30'49.391

1		32.744	21.056	31.353	1'45.972	262,1	14:27'25.360
2	17.417	32.662	21.099	31.549	1'42.727	316,7	14:29'08.087
3	17.360	32.580	21.104	31.558	1'42.602	317,6	14:30'50.689
4	17.285	32.618	21.213	31.821	1'42.937	319,5	14:32'33.626
5	17.329	32.606	21.161	31.783	1'42.879	320,5	14:34'16.505
6	17.429	32.599	21.147	31.677	1'42.852	320,5	14:35'59.357
7	17.370	32.727	21.147	31.800	1'43.044	317,6	14:37'42.401
8	17.377	32.736	21.198	32.010	1'43.321	316,7	14:39'25.722
9	17.448	32.771	21.304	31.862	1'43.385	318,6	14:41'09.107
10	17.514	32.785	21.350	31.884	1'43.533	318,6	14:42'52.640
11	17.375	32.862	21.336	32.006	1'43.579	318,6	14:44'36.219
12	17.337	32.888	21.280	31.937	1'43.442	317,6	14:46'19.661
13	17.396	32.914	21.279	32.031	1'43.620	318,6	14:48'03.281
14	17.278	33.138	21.399	32.150	1'43.965	317,6	14:49'47.246
15	17.416	33.105	21.447	32.290	1'44.258	317,6	14:51'31.504
16	17.455	33.175	21.375	32.251	1'44.256	314,9	14:53'15.760
17	17.432	33.117	21.313	32.373	1'44.235	313,0	14:54'59.995

Race Time 29'20.607

5° 77 D. AEGERTER [1'42.641]							
Lap	Seg1	Seg2	Seg3	Seg4	Lap Time	km/h	Local Time
1		32.722	21.092	31.417	1'46.423	270,7	14:27'25.811
2	17.432	32.617	21.101	31.491	1'42.641	314,9	14:29'08.452
3	17.539	32.523	21.091	31.580	1'42.733	314,0	14:30'51.185
4	17.381	32.473	21.132	31.667	1'42.653	315,8	14:32'33.838
5	17.463	32.584	21.221	31.641	1'42.909	315,8	14:34'16.747
6	17.427	32.903	21.172	31.750	1'43.252	318,6	14:35'59.999
7	17.385	32.680	21.102	31.790	1'42.957	315,8	14:37'42.956
8	17.497	32.656	21.169	31.831	1'43.153	316,7	14:39'26.109
9	17.443	32.760	21.229	31.801	1'43.233	317,6	14:41'09.342
10	17.472	32.869	21.316	31.861	1'43.518	315,8	14:42'52.860
11	17.482	32.819	21.292	31.911	1'43.504	316,7	14:44'36.364
12	17.429	32.947	21.332	31.919	1'43.627	314,9	14:46'19.991
13	17.475	32.824	21.363	31.950	1'43.612	316,7	14:48'03.603
14	17.507	33.204	21.377	32.088	1'44.176	316,7	14:49'47.779
15	17.642	33.041	21.252	32.001	1'43.936	321,4	14:51'31.715
16	17.489	33.064	21.395	32.230	1'44.178	316,7	14:53'15.893
17	17.547	33.103	21.466	32.200	1'44.316	315,8	14:55'00.209

Race Time 29'20.821

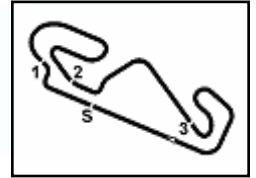
6° 71 I. LECUONA [1'42.779]							
Lap	Seg1	Seg2	Seg3	Seg4	Lap Time	km/h	Local Time
1		33.051	21.335	31.840	1'47.921	273,4	14:27'27.309
2	17.271	32.585	21.254	31.669	1'42.779	323,4	14:29'10.088
3	17.224	32.693	21.326	31.635	1'42.878	320,5	14:30'52.966
4	17.293	32.809	21.398	31.834	1'43.334	323,4	14:32'36.300
5	17.295	32.642	21.262	31.621	1'42.820	326,3	14:34'19.120
6	17.458	32.754	21.232	31.828	1'43.272	319,5	14:36'02.392
7	17.175	32.706	21.284	31.796	1'42.961	317,6	14:37'45.353
8	17.345	32.817	21.394	31.827	1'43.383	314,0	14:39'28.736
9	17.285	32.932	21.239	31.742	1'43.198	315,8	14:41'11.934
10	17.329	32.794	21.389	31.846	1'43.358	315,8	14:42'55.292
11	17.320	32.826	21.313	31.780	1'43.239	317,6	14:44'38.531
12	17.289	32.969	21.403	31.841	1'43.502	317,6	14:46'22.033
13	17.340	33.043	21.367	31.939	1'43.689	317,6	14:48'05.722
14	17.325	33.080	21.376	31.933	1'43.714	316,7	14:49'49.436
15	17.337	33.007	21.488	31.983	1'43.815	318,6	14:51'33.251
16	17.585	33.109	21.404	32.379	1'44.477	322,4	14:53'17.728
17	17.489	32.966	21.449	32.180	1'44.084	316,7	14:55'01.812

Race Time 29'22.424

7° 47 A. BASSANI [1'42.237]							
Lap	Seg1	Seg2	Seg3	Seg4	Lap Time	km/h	Local Time
1		32.456	21.028	31.329	1'45.469	273,4	14:27'24.857
2	17.139	32.670	20.885	31.603	1'42.297	323,4	14:29'07.154
3	17.255	32.475	20.983	31.524	1'42.237	315,8	14:30'49.391

06/05/2023

P = Pits In/Out - C = Lap Time Cancelled



Prosecco DOC Catalunya, 5-7 May 2023

Chronological Analysis Race 1

REVISED

Circuit de Barcelona 4.657 m

Start at 14:25'39.388

2 / 4

4	17.318	32.586	21.047	31.629	1'42.580	315,8	14:32'31.971	7	17.358	32.824	21.252	31.761	1'43.195	320,5	14:37'47.321
5	17.214	32.590	20.992	31.735	1'42.531	314,9	14:34'14.502	8	17.464	32.890	21.331	31.922	1'43.607	320,5	14:39'30.928
6	19.204	33.042	21.196	31.721	1'45.163	314,0	14:35'59.665	9	17.691	32.834	21.382	31.842	1'43.749	321,4	14:41'14.677
7	17.254	32.687	21.114	31.918	1'42.973	321,4	14:37'42.638	10	17.475	32.802	21.426	31.899	1'43.602	322,4	14:42'58.279
8	17.277	32.676	21.133	31.811	1'42.897	323,4	14:39'25.535	11	17.485	32.921	21.432	31.991	1'43.829	321,4	14:44'42.108
9	17.324	32.801	21.189	31.816	1'43.130	317,6	14:41'08.665	12	17.516	32.932	21.335	31.921	1'43.704	320,5	14:46'25.812
10	17.357	32.865	21.172	31.856	1'43.250	316,7	14:42'51.915	13	17.500	32.981	21.415	32.077	1'43.973	318,6	14:48'09.785
11	17.308	32.789	21.316	31.977	1'43.390	316,7	14:44'35.305	14	17.578	33.157	21.388	32.198	1'44.321	319,5	14:49'54.106
12	17.473	33.100	21.269	32.036	1'43.878	315,8	14:46'19.183	15	17.468	33.299	21.482	32.284	1'44.533	319,5	14:51'38.639
13	17.402	33.075	21.312	32.236	1'44.025	314,0	14:48'03.208	16	17.557	33.581	21.707	32.413	1'45.258	323,4	14:53'23.897
14	17.582	33.226	21.443	32.238	1'44.489	313,0	14:49'47.697	17	17.543	33.342	21.569	32.582	1'45.036	317,6	14:55'08.933
15	17.614	33.531	21.423	32.476	1'45.044	321,4	14:51'32.741								
16	17.465	33.533	21.448	32.819	1'45.265	316,7	14:53'18.006								
17	17.730	33.828	21.687	32.974	1'46.219	317,6	14:55'04.225								

Race Time 29'29.545

11° 87 R. GARDNER [1'42.816]

Lap	Seg1	Seg2	Seg3	Seg4	Lap Time	km/h	Local Time
1		32.825	21.386	32.478	1'48.200	267,3	14:27'27.588
2	17.714	32.563	21.347	31.579	1'43.203	320,5	14:29'10.791
3	17.470	32.703	21.109	31.534	1'42.816	316,7	14:30'53.607
4	17.470	32.836	21.231	31.606	1'43.143	315,8	14:32'36.750
5	17.444	32.753	21.318	31.813	1'43.328	317,6	14:34'20.078
6	17.420	32.771	21.395	31.728	1'43.314	312,1	14:36'03.392
7	17.369	32.820	21.304	31.900	1'43.393	318,6	14:37'46.785
8	17.461	32.778	21.307	31.923	1'43.469	316,7	14:39'30.254
9	17.437	32.828	21.363	31.813	1'43.441	316,7	14:41'13.695
10	17.379	32.788	21.292	31.978	1'43.437	317,6	14:42'57.132
11	17.488	32.799	21.372	31.952	1'43.611	312,1	14:44'40.743
12	17.477	32.843	21.362	32.030	1'43.712	311,2	14:46'24.455
13	17.520	33.016	21.533	32.169	1'44.238	310,3	14:48'08.693
14	17.814	33.120	21.484	32.289	1'44.707	307,7	14:49'53.400
15	17.765	33.311	21.503	32.450	1'45.029	314,0	14:51'38.429
16	17.729	33.397	21.579	32.605	1'45.310	313,0	14:53'23.739
17	17.844	33.632	21.567	32.696	1'45.739	310,3	14:55'09.478

Race Time 29'30.090

12° 5 P. OETTL [1'43.269]

Lap	Seg1	Seg2	Seg3	Seg4	Lap Time	km/h	Local Time
1		33.111	21.477	32.253	1'48.669	275,5	14:27'28.057
2	17.987	32.808	21.282	31.824	1'43.901	322,4	14:29'11.958
3	17.442	32.781	21.212	31.834	1'43.269	319,5	14:30'55.227
4	17.448	32.820	21.353	31.885	1'43.506	319,5	14:32'38.733
5	17.429	32.926	21.353	31.951	1'43.659	319,5	14:34'22.392
6	17.593	32.930	21.300	31.943	1'43.766	320,5	14:36'06.158
7	17.492	32.901	21.329	31.910	1'43.632	314,9	14:37'49.790
8	17.567	33.012	21.247	32.081	1'43.907	316,7	14:39'33.697
9	17.494	33.035	21.309	32.092	1'43.930	317,6	14:41'17.627
10	17.755	33.133	21.413	32.280	1'44.581	311,2	14:43'02.208
11	17.542	33.080	21.354	32.181	1'44.157	314,0	14:44'46.365
12	17.537	33.174	21.412	32.255	1'44.378	313,0	14:46'30.743
13	17.600	33.243	21.440	32.262	1'44.545	314,0	14:48'15.288
14	17.574	33.272	21.457	32.337	1'44.640	312,1	14:49'59.928
15	17.651	33.468	21.582	32.441	1'45.142	313,0	14:51'45.070
16	17.698	33.585	21.616	32.698	1'45.597	311,2	14:53'30.667
17	17.832	33.883	21.792	33.115	1'46.622	313,0	14:55'17.289

Race Time 29'37.901

13° 28 B. RAY [1'43.882]

Lap	Seg1	Seg2	Seg3	Seg4	Lap Time	km/h	Local Time
1		33.377	21.617	31.964	1'49.219	271,4	14:27'28.607
2	17.647	33.092	21.446	31.926	1'44.111	313,0	14:29'12.718
3	17.584	32.919	21.573	31.940	1'44.016	317,6	14:30'56.734
4	17.650	32.963	21.531	31.962	1'44.106	314,0	14:32'40.840
5	17.568	33.019	21.499	32.089	1'44.175	315,8	14:34'25.015
6	17.595	32.864	21.346	32.077	1'43.882	312,1	14:36'08.897
7	17.542	32.939	21.487	32.039	1'44.007	310,3	14:37'52.904
8	17.617	32.989	21.461	32.331	1'44.398	307,7	14:39'37.302
9	17.637	33.019	21.456	32.157	1'44.269	310,3	14:41'21.571

Race Time 29'27.456

8° 97 X. VIERGE [1'42.854]

Lap	Seg1	Seg2	Seg3	Seg4	Lap Time	km/h	Local Time
1		32.876	21.398	31.838	1'47.398	275,5	14:27'26.786
2	17.259	32.676	21.114	31.805	1'42.854	323,4	14:29'09.640
3	17.345	32.752	21.197	31.866	1'43.160	324,3	14:30'52.800
4	17.280	32.861	21.294	31.934	1'43.369	323,4	14:32'36.169
5	17.336	33.072	21.254	31.900	1'43.562	326,3	14:34'19.731
6	17.338	32.912	21.220	31.957	1'43.427	323,4	14:36'03.158
7	17.303	32.859	21.349	31.974	1'43.485	324,3	14:37'46.643
8	17.371	32.857	21.210	32.021	1'43.459	322,4	14:39'30.102
9	17.378	32.912	21.222	31.927	1'43.439	321,4	14:41'13.541
10	17.410	33.198	21.297	32.028	1'43.933	323,4	14:42'57.474
11	17.360	32.924	21.345	32.040	1'43.669	322,4	14:44'41.143
12	17.380	32.974	21.350	32.003	1'43.707	323,4	14:46'24.850
13	17.471	33.029	21.428	32.189	1'44.117	323,4	14:48'08.967
14	17.309	33.110	21.432	32.165	1'44.016	320,5	14:49'52.983
15	17.347	33.140	21.524	32.285	1'44.296	320,5	14:51'37.279
16	17.475	33.239	21.503	32.399	1'44.616	318,6	14:53'21.895
17	17.396	33.236	21.509	32.574	1'44.715	320,5	14:55'06.610

Race Time 29'27.222

9° 31 G. GERLOFF [1'42.710]

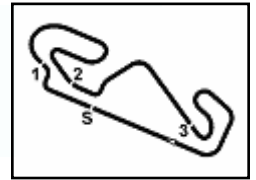
Lap	Seg1	Seg2	Seg3	Seg4	Lap Time	km/h	Local Time
1		33.127	21.440	31.808	1'48.322	274,1	14:27'27.710
2	17.093	32.976	21.235	31.637	1'42.941	326,3	14:29'10.651
3	17.539	32.798	21.267	31.495	1'43.099	320,5	14:30'53.750
4	17.226	32.599	21.230	31.655	1'42.710	325,3	14:32'36.460
5	17.374	32.855	21.279	31.968	1'43.476	317,6	14:34'19.936
6	17.383	32.851	21.250	31.871	1'43.355	324,3	14:36'03.291
7	17.271	33.115	21.422	31.826	1'43.634	325,3	14:37'46.925
8	17.636	32.818	21.264	31.910	1'43.628	323,4	14:39'30.553
9	17.460	32.835	21.251	31.849	1'43.395	322,4	14:41'13.948
10	17.381	33.008	21.387	31.978	1'43.754	324,3	14:42'57.702
11	17.389	32.975	21.223	32.005	1'43.592	324,3	14:44'41.294
12	17.348	32.921	21.463	32.010	1'43.742	320,5	14:46'25.036
13	17.397	33.073	21.503	32.176	1'44.149	322,4	14:48'09.185
14	17.436	33.096	21.527	32.229	1'44.288	320,5	14:49'53.473
15	17.379	33.340	21.413	32.087	1'44.219	321,4	14:51'37.692
16	17.542	33.080	21.454	32.402	1'44.478	320,5	14:53'22.170
17	17.371	33.269	21.391	32.643	1'44.674	322,4	14:55'06.844

Race Time 29'27.456

10° 9 D. PETRUCCI [1'43.028]

Lap	Seg1	Seg2	Seg3	Seg4	Lap Time	km/h	Local Time
1		33.141	21.475	32.013	1'48.840	272,7	14:27'28.228
2	17.626	32.622	21.289	31.607	1'43.144	328,3	14:29'11.372
3	17.372	32.822	21.209	31.663	1'43.066	325,3	14:30'54.438
4	17.593	32.903	21.333	31.689	1'43.518	321,4	14:32'37.956
5	17.444	32.720	21.297	31.681	1'43.142	318,6	14:34'21.098
6	17.409	32.701	21.288	31.630	1'43.028	317,6	14:36'04.126

06/05/2023



Prosecco DOC Catalunya, 5-7 May 2023

Chronological Analysis Race 1

Circuit de Barcelona 4.657 m

Start at 14:25'39.388

3 / 4

10	17.580	32.980	21.410	32.043	1'44.013	308,6	14:43'05.584	13	17.573	33.547	21.545	32.710	1'45.375	314,0	14:48'25.314
11	17.605	32.971	21.477	32.191	1'44.244	308,6	14:44'49.828	14	17.580	33.705	21.782	32.836	1'45.903	312,1	14:50'11.217
12	17.654	33.009	21.494	32.200	1'44.357	307,7	14:46'34.185	15	17.733	34.035	21.939	33.078	1'46.785	313,0	14:51'58.002
13	17.621	33.138	21.442	32.162	1'44.363	310,3	14:48'18.548	16	17.842	34.127	22.017	33.328	1'47.314	313,0	14:53'45.316
14	17.606	33.189	21.395	32.403	1'44.593	309,5	14:50'03.141	17	17.857	34.291	22.151	33.335	1'47.634	313,0	14:55'32.950
15	17.531	33.184	21.453	32.311	1'44.479	311,2	14:51'47.620	Race Time 29'53.562							
16	17.597	33.367	21.686	32.439	1'45.089	311,2	14:53'32.709								
17	17.636	33.370	21.632	32.479	1'45.117	314,9	14:55'17.826								

Race Time 29'38.438

14° 76 L. BAZ [1'43.074]							
Lap	Seg1	Seg2	Seg3	Seg4	Lap Time	km/h	Local Time
1		32.950	21.415	31.881	1'48.141	270,0	14:27'27.529
2	17.477	32.567	21.287	31.743	1'43.074	322,4	14:29'10.603
3	17.678	32.861	21.364	31.842	1'43.745	316,7	14:30'54.348
4	17.492	33.151	21.547	31.844	1'44.034	315,8	14:32'38.382
5	17.589	32.821	21.367	31.979	1'43.756	320,5	14:34'22.138
6	17.532	32.886	21.319	31.906	1'43.643	315,8	14:36'05.781
7	17.450	32.887	21.311	31.953	1'43.601	313,0	14:37'49.382
8	17.543	32.890	21.348	32.276	1'44.057	315,8	14:39'33.439
9	17.543	33.026	21.368	32.196	1'44.133	314,9	14:41'17.572
10	17.656	33.123	21.449	32.361	1'44.589	312,1	14:43'02.161
11	17.727	33.199	21.509	32.179	1'44.614	314,0	14:44'46.775
12	17.881	33.144	21.554	32.355	1'44.934	319,5	14:46'31.709
13	17.577	33.195	21.510	32.378	1'44.660	316,7	14:48'16.369
14	17.629	33.326	21.576	32.569	1'45.100	314,9	14:50'01.469
15	17.627	33.410	21.618	32.624	1'45.279	314,9	14:51'46.748
16	17.698	33.568	21.697	32.874	1'45.837	313,0	14:53'32.585
17	17.917	33.694	21.725	32.941	1'46.277	314,0	14:55'18.862

Race Time 29'39.474

15° 35 H. SYAHRIN [1'43.651]							
Lap	Seg1	Seg2	Seg3	Seg4	Lap Time	km/h	Local Time
1		33.253	21.505	32.026	1'49.056	272,0	14:27'28.444
2	17.721	33.036	21.371	31.795	1'43.923	317,6	14:29'12.367
3	17.486	32.887	21.401	31.877	1'43.651	318,6	14:30'56.018
4	17.594	33.150	21.505	31.956	1'44.205	317,6	14:32'40.223
5	17.588	33.130	21.495	32.170	1'44.383	314,0	14:34'24.606
6	17.694	33.499	21.505	32.108	1'44.806	313,0	14:36'09.412
7	17.597	33.132	21.546	32.103	1'44.378	312,1	14:37'53.790
8	17.604	33.253	21.544	32.281	1'44.682	314,9	14:39'38.472
9	17.693	33.275	21.493	32.240	1'44.701	309,5	14:41'23.173
10	17.733	33.354	21.634	32.225	1'44.946	311,2	14:43'08.119
11	17.682	33.324	21.587	32.257	1'44.850	306,8	14:44'52.969
12	17.579	33.382	21.517	32.277	1'44.755	311,2	14:46'37.724
13	17.706	33.391	21.646	32.244	1'44.987	311,2	14:48'22.711
14	17.689	33.454	21.520	32.385	1'45.048	310,3	14:50'07.759
15	17.711	33.628	21.719	32.464	1'45.522	312,1	14:51'53.281
16	17.826	33.668	21.828	32.828	1'46.150	310,3	14:53'39.431
17	18.006	33.957	22.080	32.958	1'47.001	305,9	14:55'26.432

Race Time 29'47.044

16° 75 I. LOPES [1'44.085]							
Lap	Seg1	Seg2	Seg3	Seg4	Lap Time	km/h	Local Time
1		33.569	21.729	32.968	1'50.839	277,6	14:27'30.227
2	17.512	33.095	21.451	32.027	1'44.085	316,7	14:29'14.312
3	17.595	33.028	21.538	32.373	1'44.534	316,7	14:30'58.846
4	17.550	33.077	21.502	32.124	1'44.253	314,9	14:32'43.099
5	17.479	33.163	21.553	32.209	1'44.404	314,9	14:34'27.503
6	17.477	33.224	21.477	32.216	1'44.394	314,9	14:36'11.897
7	17.572	33.129	21.377	32.173	1'44.251	312,1	14:37'56.148
8	17.508	33.317	21.437	32.309	1'44.571	311,2	14:39'40.719
9	17.556	33.247	21.520	32.277	1'44.600	313,0	14:41'25.319
10	17.535	33.139	21.534	32.427	1'44.635	313,0	14:43'09.954
11	17.522	33.370	21.580	32.439	1'44.911	314,0	14:44'54.865
12	17.514	33.402	21.592	32.566	1'45.074	314,0	14:46'39.939

06/05/2023

P = Pits In/Out - C = Lap Time Cancelled

These data/results cannot be reproduced, stored and/or transmitted in whole or in part by any manner of electronic, mechanical, photocopying, recording, broadcasting or otherwise now known or herein after developed without the previous express consent by the copyright owner, except for reproduction in daily press and regular printed publications on sale to the public within 60 days of the event related to those data/results and always provided that copyright symbol appears together as follows below.

© DORNA WSBK ORGANIZATION Srl 2023

17° 66 T. SYKES [1'44.573]							
Lap	Seg1	Seg2	Seg3	Seg4	Lap Time	km/h	Local Time
1		33.630	21.712	32.150	1'49.861	273,4	14:27'29.249
2	17.862	32.792	21.712	32.207	1'44.573	311,2	14:29'13.822
3	17.872	32.948	21.647	33.313	1'45.780	311,2	14:30'59.602
4	17.934	33.132	21.575	32.128	1'44.769	307,7	14:32'44.371
5	17.903	32.966	21.643	32.251	1'44.763	307,7	14:34'29.134
6	17.827	32.988	21.592	32.270	1'44.677	306,8	14:36'13.811
7	17.990	33.120	21.563	32.468	1'45.141	306,8	14:37'58.952
8	17.938	33.112	21.677	32.530	1'45.257	305,9	14:39'44.209
9	17.827	33.047	21.617	32.397	1'44.888	305,9	14:41'29.097
10	17.858	33.045	21.760	32.419	1'45.082	305,9	14:43'14.179
11	17.862	33.214	21.831	32.433	1'45.340	306,8	14:44'59.519
12	17.904	33.295	21.731	32.510	1'45.440	305,9	14:46'44.959
13	17.919	33.315	21.719	32.580	1'45.533	304,4	14:48'30.492
14	17.976	33.470	21.821	32.791	1'46.058	304,2	14:50'16.550
15	17.972	33.593	21.986	33.131	1'46.682	305,1	14:52'03.232
16	18.034	33.739	22.040	33.147	1'46.960	303,4	14:53'50.192
17	18.114	33.663	21.788	33.074	1'46.639	305,1	14:55'36.831

Race Time 29'57.443

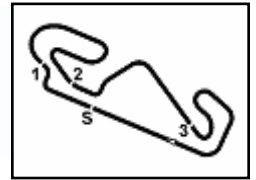
18° 34 L. BALDASSARRI [1'44.786]							
Lap	Seg1	Seg2	Seg3	Seg4	Lap Time	km/h	Local Time
1		33.557	21.532	1'15.748	2'33.208	274,1	14:28'12.596
2	18.065	33.559	21.593	32.655	1'45.872	300,0	14:29'58.468
3	17.909	33.149	21.512	32.216	1'44.786	301,7	14:31'43.254
4	17.795	33.111	21.676	32.431	1'45.013	303,4	14:33'28.267
5	17.804	33.221	21.619	32.563	1'45.207	303,4	14:35'13.474
6	17.838	33.416	21.552	32.401	1'45.207	302,5	14:36'58.681
7	17.831	33.516	21.611	32.498	1'45.456	303,4	14:38'44.137
8	17.850	33.335	21.575	32.494	1'45.254	302,5	14:40'29.391
9	17.865	33.405	21.828	32.535	1'45.633	301,7	14:42'15.024
10	17.832	33.486	21.729	32.654	1'45.701	302,5	14:44'00.725
11	17.901	33.677	21.928	32.648	1'46.154	302,5	14:45'46.879
12	17.995	34.086	21.866	32.914	1'46.861	304,2	14:47'33.740
13	17.996	33.842	21.815	32.955	1'46.608	302,5	14:49'20.348
14	17.823	33.831	21.922	32.848	1'46.424	301,7	14:51'06.772
15	17.872	33.848	21.856	32.762	1'46.338	302,5	14:52'53.110
16	19.023	38.979	22.341	33.740	1'54.083	302,5	14:54'47.193

Race Time 29'07.805

RET 22 A. LOWES [1'42.694]							
Lap	Seg1	Seg2	Seg3	Seg4	Lap Time	km/h	Local Time
1		32.804	21.214	31.505	1'46.959	271,4	14:27'26.347
2	17.351	32.531	21.056	31.756	1'42.694	321,4	14:29'09.041
3	17.471	32.512	21.050	31.733	1'42.766	318,6	14:30'51.807
4	17.397	32.736	21.237	31.886	1'43.256	317,6	14:32'35.063
5	17.465	32.824	21.268	32.112	1'43.669	317,6	14:34'18.732
6	17.518	32.846	21.268	31.963	1'43.595	314,9	14:36'02.327
7	17.599	32.747	21.253	31.826	1'43.425	313,0	14:37'45.752
8	17.421	32.757	21.172	31.852	1'43.202	318,6	14:39'28.954
9	17.420	32.834	21.241	31.908	1'43.403	317,6	14:41'12.357
10	17.408	32.736	21.230	31.871	1'43.245	316,7	14:42'55.602

Race Time 17'16.214

RET 32 I. VINALES [1'44.806]							
Lap	Seg1	Seg2	Seg3	Seg4	Lap Time	km/h	Local Time
1		33.714	21.901	32.291	1'50.611	272,7	14:27'29.999
2	18.029	33.113	21.648	32.210	1'45.000	301,7	14:29'14.999



Prosecco DOC Catalunya, 5-7 May 2023 Chronological Analysis Race 1

Start at 14:25'39.388

3	17.902	33.116	21.520	32.268	1'44.806	303,4	14:30'59.805
4	17.894	33.247	21.636	32.205	1'44.982	303,4	14:32'44.787
5	17.825	33.204	21.605	32.269	1'44.903	301,7	14:34'29.690
6	17.895	33.161	21.551	32.259	1'44.866	300,8	14:36'14.556
7	17.780	33.245	21.591	32.376	1'44.992	300,8	14:37'59.548
8	17.847	33.215	21.670	32.293	1'45.025	302,5	14:39'44.573
9	17.857	33.273	22.140	32.473	1'45.743	301,7	14:41'30.316

Race Time 15'50.928

RET	21 M. RINALDI						
-----	---------------	--	--	--	--	--	--

Lap	Seg.1	Seg.2	Seg.3	Seg.4	Lap Time	km/h	Local Time
1		32.375	20.954	31.440	1'45.355	268,0	14:27'24.743

Race Time 1'45.355

06/05/2023 P = Pits In/Dut - C = Lap Time Cancelled

These data/results cannot be reproduced, stored and/or transmitted in whole or in part by any manner of electronic, mechanical, photocopying, recording, broadcasting or otherwise now known or herein after developed without the previous express consent by the copyright owner, except for reproduction in daily press and regular printed publications on sale to the public within 60 days of the event related to those data/results and always provided that copyright symbol appears together as follows below.

© DORNA WSBK ORGANIZATION Srl 2023