

Prosecco DOC Catalunya, 5-7 May 2023

Chronological Analysis Free Practice 2nd Session

Circuit de Barcelona 4.657 m

1 / 5

1° 1 A. BAUTISTA [1'41.486]							
Lap	Seg1	Seg2	Seg3	Seg4	Lap Time	km/h	Local Time
1		33.719	21.516	32.453		132,0	15:02'07.906
2	17.283	32.348	21.088	31.385	1'42.104	317,6	15:03'50.010
3	17.222	32.348	21.101	31.718	1'42.389	319,5	15:05'32.399
4	17.361	32.377	21.186	31.874	1'42.798	322,4	15:07'15.197
5	17.184	32.268	21.063	31.680	1'42.195	314,9	15:08'57.392
6	17.186	32.501	21.023	31.660	1'42.370	316,7	15:10'39.762
7	17.122	32.563	20.990	31.505	1'42.180	319,5	15:12'21.942
8	17.737	33.175	21.115	31.657	1'43.684	320,5	15:14'05.626
9	17.367	33.135	21.144	31.589	1'43.235	323,4	15:15'48.861
10	17.154	32.606	21.005	31.706	1'42.471	315,8	15:17'31.332
11	17.193	32.551	21.104	31.593	1'42.441	316,7	15:19'13.773
12	17.233	32.651	21.033	31.599	1'42.516	317,6	15:20'56.289
13	17.176	32.655	21.008	31.629	1'42.468	317,6	15:22'38.757
14	17.208	32.596	21.026	31.675	1'42.505	315,8	15:24'21.262
15	17.204	32.712	20.974	31.743	1'42.633	316,7	15:26'03.895
16	17.259	32.746	21.162	31.818	1'42.985C	317,6	15:27'46.880
17	17.274	32.922	21.171	45.185	1'56.552P	315,8	15:29'43.432
18	6'55.342	32.493	21.052	31.380	8'20.267P	169,8	15:38'03.699
19	17.060	32.364	20.866	31.196	1'41.486	321,4	15:39'45.185
20	17.015	32.330	20.926	31.449	1'41.720	317,6	15:41'26.905
21	17.253	32.426	20.881	31.341	1'41.901	316,7	15:43'08.806
22	17.126	32.521	20.933	31.232	1'41.812	318,6	15:44'50.618
23	17.110	32.380	20.939	31.324	1'41.753	320,5	15:46'32.371

4° 31 G. GERLOFF [1'42.235]							
Lap	Seg1	Seg2	Seg3	Seg4	Lap Time	km/h	Local Time
1		34.124	22.236	32.535		208,1	15:01'50.021
2	17.338	32.689	21.236	31.700	1'42.963	320,5	15:03'32.984
3	17.404	32.828	21.651	31.869	1'43.752	318,6	15:05'16.736
4	17.226	32.710	21.150	31.934	1'43.020	318,6	15:06'59.756
5	17.209	32.897	21.326	31.832	1'43.264	319,5	15:08'43.020
6	17.245	32.795	21.211	31.832	1'43.083	317,6	15:10'26.103
7	17.200	32.889	21.164	31.920	1'43.173	320,5	15:12'09.276
8	17.318	32.806	21.162	31.880	1'43.166	321,4	15:13'52.442
9	17.240	32.843	21.091	31.805	1'42.979	319,5	15:15'35.421
10	17.351	32.903	21.233	31.817	1'43.304	315,8	15:17'18.725
11	17.215	32.717	21.186	31.910	1'43.028	318,6	15:19'01.753
12	20.708	34.750	21.312	44.517	2'01.287P	320,5	15:21'03.040
13	6'02.837	34.085	21.744	32.281	7'30.947P	208,9	15:28'33.987
14	17.890	33.114	21.389	44.585	1'56.978P	319,5	15:30'30.965
15	5'15.720	34.489	21.535	32.691	6'44.435P	204,9	15:37'15.400
16	17.244	32.521	20.904	31.566	1'42.235	320,5	15:38'57.635
17	17.146	32.428	21.132	31.532	1'42.238	320,5	15:40'39.873
18	17.352	32.668	22.262	36.051	1'48.333	321,4	15:42'28.206
19	17.462	32.527	21.082	31.873	1'42.944	320,5	15:44'11.150
20	17.268	32.690	21.024	31.638	1'42.620	321,4	15:45'53.770

2° 21 M. RINALDI [1'41.836]							
Lap	Seg1	Seg2	Seg3	Seg4	Lap Time	km/h	Local Time
1		33.331	21.461	31.944		219,1	15:02'31.575
2	17.353	32.463	21.063	31.527	1'42.406	313,0	15:04'13.981
3	17.363	32.444	21.004	31.539	1'42.350	315,8	15:05'56.331
4	17.195	32.334	21.024	31.496	1'42.049	315,8	15:07'38.380
5	17.254	32.410	21.190	32.152	1'43.006	322,4	15:09'21.386
6	17.396	32.529	21.017	31.602	1'42.544	314,0	15:11'03.930
7	18.276	35.037	22.755	45.416	2'01.484P	289,5	15:13'05.414
8	7'13.904	33.506	21.461	32.037	8'40.908P	188,5	15:21'46.322
9	17.369	32.568	21.172	31.787	1'42.896	310,3	15:23'29.218
10	17.403	32.498	21.143	31.650	1'42.694	312,1	15:25'11.912
11	17.358	32.617	21.120	31.715	1'42.810	312,1	15:26'54.722
12	17.447	35.621	23.220	46.896	2'03.184P	311,2	15:28'57.906
13	8'23.322	33.540	21.307	35.082	9'53.251P	196,0	15:38'51.157
14	17.260	32.213	20.931	31.432	1'41.836	312,1	15:40'32.993
15	17.315	32.358	21.013	31.485	1'42.171	315,8	15:42'15.164
16	17.304	32.445	21.037	31.826	1'42.612	313,0	15:43'57.776
17	17.394	36.492	21.985	32.639	1'48.510	313,0	15:45'46.286

5° 77 D. AEGERTER [1'42.305]							
Lap	Seg1	Seg2	Seg3	Seg4	Lap Time	km/h	Local Time
1		35.599	22.634	33.335		173,4	15:03'01.075
2	17.665	32.750	21.227	31.793	1'43.435	308,6	15:04'44.510
3	17.432	32.453	21.132	31.704	1'42.721	309,5	15:06'27.231
4	17.414	32.527	21.065	31.472	1'42.478	310,3	15:08'09.709
5	17.425	32.413	21.045	31.540	1'42.423	308,6	15:09'52.132
6	17.404	32.498	21.165	31.727	1'42.794	309,5	15:11'34.926
7	17.365	32.519	21.135	31.711	1'42.730	310,3	15:13'17.656
8	17.409	32.506	21.207	31.573	1'42.695	309,5	15:15'00.351
9	17.445	32.521	21.032	31.596	1'42.594	313,0	15:16'42.945
10	17.403	32.596	21.093	31.542	1'42.634	309,5	15:18'25.579
11	17.387	32.632	21.105	31.574	1'42.698	310,3	15:20'08.277
12	17.290	32.630	21.117	31.664	1'42.701	311,2	15:21'50.978
13	17.457	32.789	21.153	31.755	1'43.154	311,2	15:23'34.132
14	17.319	32.669	21.189	31.857	1'43.034	309,5	15:25'17.166
15	18.118	35.472	22.123	44.054	1'59.767P	300,8	15:27'16.933
16	9'04.857	35.284	21.823	32.530	10'34.494P	158,6	15:37'51.427
17	17.418	32.356	21.066	31.556	1'42.396	311,2	15:39'33.823
18	17.284	32.301	20.908	31.812	1'42.305	309,5	15:41'16.128
19	18.171	32.817	21.091	31.705	1'43.784	313,0	15:42'59.912
20	17.338	32.562	20.994	31.500	1'42.394	313,0	15:44'42.306
21	17.392	32.639	21.154	32.065	1'43.250	315,8	15:46'25.556

3° 65 J. REA [1'42.015]							
Lap	Seg1	Seg2	Seg3	Seg4	Lap Time	km/h	Local Time
1		33.984	22.270	34.407		182,4	15:02'04.335
2	17.431	32.775	21.287	31.782	1'43.275	315,8	15:03'47.610
3	17.865	33.384	21.201	32.183	1'44.633	319,5	15:05'32.243
4	17.648	32.704	21.144	31.894	1'43.390	315,8	15:07'15.633
5	17.455	32.925	21.154	31.941	1'43.475	324,3	15:08'59.108
6	17.366	32.776	21.189	31.848	1'43.179	323,4	15:10'42.287
7	17.456	32.646	21.305	31.892	1'43.299	320,5	15:12'25.586
8	17.490	32.766	21.279	31.968	1'43.503	314,0	15:14'09.089
9	17.486	32.697	21.216	31.958	1'43.357	313,0	15:15'52.446
10	17.432	32.718	21.249	31.968	1'43.367	314,0	15:17'35.813
11	17.490	32.986	21.330	31.975	1'43.781	316,7	15:19'19.594
12	17.638	35.341	21.691	44.730	1'59.400P	312,1	15:21'18.994
13	8'49.860	33.206	21.593	32.347	10'17.006P	210,1	15:31'36.000
14	17.584	32.860	21.381	32.075	1'43.900	314,0	15:33'19.900
15	17.655	33.832	21.812	43.700	1'56.999P	311,2	15:35'16.899

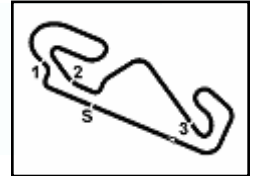
6° 54 T. RAZGATLIOGLU [1'42.640]							
Lap	Seg1	Seg2	Seg3	Seg4	Lap Time	km/h	Local Time
1		33.869	21.987	33.113		182,1	15:02'05.281
2	17.417	32.561	21.214	31.616	1'42.808	319,5	15:03'48.089
3	17.251	32.589	21.192	31.805	1'42.837	323,4	15:05'30.926
4	17.328	33.014	21.203	33.011	1'44.556	316,7	15:07'15.482
5	17.296	32.723	21.074	31.766	1'42.859	323,4	15:08'58.341
6	17.271	32.628	21.101	31.734	1'42.734	314,9	15:10'41.075
7	17.917	34.228	21.220	44.632	1'57.997P	314,9	15:12'39.072
8	5'35.929	34.182	22.061	32.059	7'04.231P	156,3	15:19'43.303
9	17.438	32.584	21.138	31.500	1'42.660	310,3	15:21'25.963
10	17.353	32.638	21.307	31.851	1'43.149	313,0	15:23'09.112

05/05/2023

P = Pits In/Out - C = Lap Time Cancelled

These data/results cannot be reproduced, stored and/or transmitted in whole or in part by any manner of electronic, mechanical, photocopying, recording, broadcasting or otherwise now known or herein after developed without the previous express consent by the copyright owner, except for reproduction in daily press and regular printed publications on sale to the public within 60 days of the event related to those data/results and always provided that copyright symbol appears together as follows below.

© DORNA WSBK ORGANIZATION Srl 2023



Prosecco DOC Catalunya, 5-7 May 2023

Chronological Analysis Free Practice 2nd Session

Circuit de Barcelona 4.657 m

2 / 5

11	17.382	32.584	21.210	31.724	1'42.900	309,5	15:24'52.012	5	17.469	32.762	21.292	31.983	1'43.506	318,6	15:09'02.749
12	17.310	32.531	21.166	31.672	1'42.679	310,3	15:26'34.691	6	17.436	32.787	21.264	43.911	1'55.398P	313,0	15:10'58.147
13	17.352	32.611	21.160	31.614	1'42.737	311,2	15:28'17.428	7	6'00.673	35.409	21.810	31.835	7'29.727P	180,3	15:18'27.874
14	17.267	32.797	21.240	31.749	1'43.053	311,2	15:30'00.481	8	17.443	32.689	21.262	31.672	1'43.066	313,0	15:20'10.940
15	17.307	32.643	21.085	31.605	1'42.640	311,2	15:31'43.121	9	17.327	32.554	21.016	31.853	1'42.750	314,0	15:21'53.690
16	17.302	32.610	21.145	31.623	1'42.680	313,0	15:33'25.801	10	17.297	32.655	21.194	31.796	1'42.942	314,0	15:23'36.632
17	17.332	32.678	21.096	31.758	1'42.864	312,1	15:35'08.665	11	17.391	32.731	21.178	31.737	1'43.037	313,0	15:25'19.669
18	17.427	32.656	21.126	31.823	1'43.032	312,1	15:36'51.697	12	17.434	1'19.646	26.589	46.802	2'50.471P	313,0	15:28'10.140
19	17.429	32.698	21.061	31.738	1'42.926	311,2	15:38'34.623	13	10'33.296	37.298	21.726	35.971	12'08.291P	152,1	15:40'18.431
20	17.386	32.654	21.167	31.887	1'43.094	311,2	15:40'17.717	14	17.591	32.671	21.181	31.597	1'43.040	312,1	15:42'01.471
21	17.353	32.710	21.173	31.841	1'43.077	311,2	15:42'00.794	15	17.366	32.743	21.258	31.811	1'43.178	316,7	15:43'44.649
22	17.384	33.891	21.295	31.834	1'44.404	313,0	15:43'45.198	16	17.443	32.802	21.318	31.818	1'43.381	314,0	15:45'28.030
23	17.283	32.781	21.199	31.924	1'43.187	316,7	15:45'28.385								

7° 47 A. BASSANI [1'42.655]							
Lap	Seg1	Seg2	Seg3	Seg4	Lap Time	km/h	Local Time
1		34.299	22.738	33.628		197,8	15:02'03.726
2	17.487	32.787	21.244	31.770	1'43.288	313,0	15:03'47.014
3	17.390	32.924	21.354	32.008	1'43.676	317,6	15:05'30.690
4	17.346	33.345	21.249	32.377	1'44.317	315,8	15:07'15.007
5	17.502	32.792	21.244	32.086	1'43.624	314,0	15:08'58.631
6	17.458	32.863	21.251	31.927	1'43.499	322,4	15:10'42.130
7	19.387	35.938	21.730	48.310	2'05.365P	322,4	15:12'47.495
8	9'46.531	34.517	21.778	32.289	1'15.115P	174,2	15:24'02.610
9	17.367	32.572	21.100	31.616	1'42.655	313,0	15:25'45.265
10	17.304	32.559	21.067	31.607	1'42.537C	314,9	15:27'27.802
11	17.351	32.680	21.120	31.904	1'43.055	315,8	15:29'10.857
12	17.252	32.695	21.131	31.759	1'42.837	317,6	15:30'53.694
13	17.262	32.837	21.183	31.748	1'43.030	318,6	15:32'36.724
14	17.329	32.662	21.326	31.761	1'43.078	317,6	15:34'19.802
15	17.316	32.780	21.257	31.737	1'43.090	318,6	15:36'02.892
16	17.524	32.842	21.294	31.919	1'43.579	319,5	15:37'46.471
17	17.565	32.841	21.191	31.892	1'43.489	320,5	15:39'29.960
18	17.425	32.817	21.246	31.865	1'43.353	320,5	15:41'13.313
19	17.314	33.067	21.502	32.138	1'44.021	316,7	15:42'57.334
20	17.372	33.011	21.277	32.202	1'43.862	314,9	15:44'41.196
21	17.486	33.214	21.311	32.396	1'44.407	316,7	15:46'25.603

10° 9 D. PETRUCCI [1'42.753]							
Lap	Seg1	Seg2	Seg3	Seg4	Lap Time	km/h	Local Time
1		34.254	21.920	34.815		202,6	15:01'52.818
2	17.445	32.803	21.530	33.411	1'45.189	315,8	15:03'38.007
3	18.000	35.374	22.317	32.882	1'48.573	314,9	15:05'26.580
4	17.420	32.759	21.275	31.749	1'43.203	314,0	15:07'09.783
5	17.377	32.781	21.256	31.722	1'43.136	314,0	15:08'52.919
6	17.411	32.759	21.237	31.843	1'43.250	314,9	15:10'36.169
7	19.364	34.423	21.349	46.791	2'01.927P	319,5	15:12'38.096
8	13'09.193	36.153	23.774	33.778	1'42.898CP	193,5	15:27'20.994
9	17.483	32.849	21.355	31.854	1'43.541	315,8	15:29'04.535
10	17.436	32.825	21.372	31.958	1'43.591	316,7	15:30'48.126
11	17.471	32.854	21.370	31.943	1'43.638	317,6	15:32'31.764
12	17.880	35.399	21.834	43.680	1'58.793P	313,0	15:34'30.557
13	3'53.672	35.054	21.543	32.045	5'22.314P	203,8	15:39'52.871
14	17.339	32.633	21.176	31.605	1'42.753	314,0	15:41'35.624
15	19.352	34.723	21.509	39.658	1'55.242	316,7	15:43'30.866
16	17.505	32.788	21.360	31.726	1'43.379	312,1	15:45'14.245

8° 45 S. REDDING [1'42.712]							
Lap	Seg1	Seg2	Seg3	Seg4	Lap Time	km/h	Local Time
1		35.047	21.789	32.394		133,8	15:02'08.156
2	17.494	32.602	21.168	31.554	1'42.818	312,1	15:03'50.974
3	17.798	35.592	22.407	33.116	1'48.913	321,4	15:05'39.887
4	17.469	32.642	21.191	31.711	1'43.013	320,5	15:07'22.900
5	17.269	32.771	21.221	31.899	1'43.160	321,4	15:09'06.060
6	17.382	33.038	21.296	31.942	1'43.658	323,4	15:10'49.718
7	17.348	32.882	21.225	31.937	1'43.392	318,6	15:12'33.110
8	18.920	36.686	21.723	34.131	1'51.460	320,5	15:14'24.570
9	17.406	32.928	21.301	31.972	1'43.607	315,8	15:16'08.177
10	18.287	36.198	21.689	45.004	2'01.178P	317,6	15:18'09.355
11	10'02.916	34.367	21.853	32.544	1'13.680P	173,1	15:29'41.035
12	17.532	33.130	21.374	45.178	1'57.214P	314,9	15:31'38.249
13	6'45.265	37.641	22.173	32.359	8'17.438P	164,6	15:39'55.687
14	17.262	32.641	21.068	31.741	1'42.712	319,5	15:41'38.399
15	17.252	32.826	21.161	31.776	1'43.015	319,5	15:43'21.414
16	18.542	34.899	21.620	32.138	1'47.199	317,6	15:45'08.613

11° 7 I. LECUONA [1'42.811]							
Lap	Seg1	Seg2	Seg3	Seg4	Lap Time	km/h	Local Time
1		34.486	22.191	33.606		200,4	15:01'50.906
2	17.682	33.507	21.731	32.603	1'45.523	321,4	15:03'36.429
3	17.752	36.449	21.915	44.491	2'00.607P	317,6	15:05'37.036
4	5'13.153	33.456	21.727	32.075	6'40.411P	188,8	15:12'17.447
5	17.354	32.717	21.212	31.750	1'43.033	314,9	15:14'00.480
6	17.283	32.724	21.144	31.660	1'42.811	315,8	15:15'43.291
7	17.257	32.663	21.280	31.706	1'42.906	315,8	15:17'26.197
8	17.310	32.656	21.308	31.627	1'42.901	316,7	15:19'09.098
9	17.279	32.627	21.302	31.781	1'42.989	316,7	15:20'52.087
10	17.250	32.683	21.242	31.728	1'42.903	315,8	15:22'34.990
11	17.278	32.659	21.322	31.715	1'42.974	314,0	15:24'17.964
12	17.261	32.663	21.297	31.780	1'43.001	318,6	15:26'00.965
13	17.302	32.838	21.268	31.683	1'43.091C	314,0	15:27'44.056
14	17.322	32.753	21.310	31.775	1'43.160	314,9	15:29'27.216
15	17.339	32.789	21.302	31.742	1'43.172	315,8	15:31'10.388
16	17.325	32.772	21.249	31.755	1'43.101	316,7	15:32'53.489
17	17.254	32.849	21.191	31.826	1'43.120	316,7	15:34'36.609
18	17.263	32.900	21.287	31.852	1'43.302	317,6	15:36'19.911
19	17.360	32.873	21.295	31.836	1'43.364	316,7	15:38'03.275
20	17.438	33.297	21.400	32.076	1'44.211	316,7	15:39'47.486
21	17.346	33.001	21.312	31.891	1'43.550	315,8	15:41'31.036
22	17.411	33.064	21.292	32.090	1'43.857	317,6	15:43'14.893
23	17.348	33.126	21.470	32.124	1'44.068	318,6	15:44'58.961
24	17.459	33.247	21.413	32.273	1'44.392	317,6	15:46'43.353

9° 55 A. LOCATELLI [1'42.750]							
Lap	Seg1	Seg2	Seg3	Seg4	Lap Time	km/h	Local Time
1		33.644	21.675	32.523		213,9	15:02'09.725
2	17.545	33.101	21.181	31.780	1'43.607	314,9	15:03'53.332
3	17.339	32.697	21.242	31.652	1'42.930	317,6	15:05'36.262
4	17.412	32.613	21.280	31.676	1'42.981	315,8	15:07'19.243

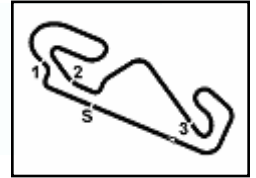
12° 97 X. VIERGE [1'42.936]							
Lap	Seg1	Seg2	Seg3	Seg4	Lap Time	km/h	Local Time
1		33.923	21.831	32.246		130,3	15:02'08.405
2	17.649	32.836	21.368	31.751	1'43.604	321,4	15:03'52.009

05/05/2023

P = Pits In/Out - C = Lap Time Cancelled

These data/results cannot be reproduced, stored and/or transmitted in whole or in part by any manner of electronic, mechanical, photocopying, recording, broadcasting or otherwise now known or herein after developed without the previous express consent by the copyright owner, except for reproduction in daily press and regular printed publications on sale to the public within 60 days of the event related to those data/results and always provided that copyright symbol appears together as follows below.

© DORNA WSBK ORGANIZATION Srl 2023



Prosecco DOC Catalunya, 5-7 May 2023
Chronological Analysis Free Practice 2nd Session

3	17.614	33.004	21.339	34.949	1'46.906	324,3	15:05'38.915	19	20.480	41.091	25.067	50.797	2'17.435P	314,0	15:33'49.513
4	17.335	32.862	21.227	31.820	1'43.244	323,4	15:07'22.159	20	6'55.650	35.784	23.600	32.246	8'27.280P	164,4	15:42'16.793
5	17.361	32.840	21.287	31.937	1'43.425	324,3	15:09'05.584	21	17.787	32.805	21.066	31.979	1'43.637	315,8	15:44'00.430
6	17.456	33.088	21.220	31.857	1'43.621	324,3	15:10'49.205	22	17.457	32.694	21.200	31.768	1'43.119	318,6	15:45'43.549
7	17.299	32.752	21.231	31.935	1'43.217	319,5	15:12'32.422								
8	17.313	32.865	21.233	31.898	1'43.309	321,4	15:14'15.731								
9	17.271	32.757	21.257	31.925	1'43.210	325,3	15:15'58.941								
10	17.375	32.888	21.279	31.928	1'43.470	321,4	15:17'42.411								
11	17.312	32.891	21.269	32.029	1'43.501	320,5	15:19'25.912								
12	17.771	33.858	22.476	45.927	2'00.032P	320,5	15:21'25.944								
13	6'13.842	33.299	21.518	32.030	7'40.689P	105,4	15:29'06.633								
14	17.269	32.703	21.132	31.832	1'42.936	321,4	15:30'49.569								
15	17.209	32.775	21.217	31.819	1'43.020	323,4	15:32'32.589								
16	17.319	32.765	21.200	31.803	1'43.087	323,4	15:34'15.676								
17	17.222	32.737	21.158	31.835	1'42.952	322,4	15:35'58.628								
18	17.308	32.762	21.213	31.808	1'43.091	321,4	15:37'41.719								
19	17.306	32.953	22.346	32.340	1'44.945	323,4	15:39'26.664								
20	17.267	32.720	21.091	31.860	1'42.938	322,4	15:41'09.602								
21	17.318	32.781	21.138	31.927	1'43.164	324,3	15:42'52.766								
22	17.489	33.287	21.464	32.555	1'44.795	322,4	15:44'37.561								
23	17.268	32.793	21.153	31.955	1'43.169	324,3	15:46'20.730								

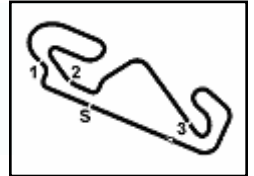
13° 76 L. BAZ [1'43.064]							
Lap	Seg1	Seg2	Seg3	Seg4	Lap Time	km/h	Local Time
1		34.193	22.023	32.659	208,1	15:01'50.376	
2	17.523	32.704	21.428	31.926	1'43.581	318,6	15:03'33.957
3	17.629	32.760	21.288	31.988	1'43.665	316,7	15:05'17.622
4	17.439	32.792	21.591	32.037	1'43.859	316,7	15:07'01.481
5	17.479	32.888	21.629	32.183	1'44.179	314,0	15:08'45.660
6	17.570	32.919	21.475	32.149	1'44.113	314,9	15:10'29.773
7	18.367	35.818	21.725	44.705	2'00.615P	314,0	15:12'30.388
8	11'11.391	35.597	23.478	32.390	12'42.856P	184,6	15:25'13.244
9	17.640	33.099	21.475	32.276	1'44.490	313,0	15:26'57.734
10	18.215	35.867	22.232	32.821	1'49.135	314,0	15:28'46.869
11	17.691	33.312	22.923	46.686	2'00.612P	314,0	15:30'47.481
12	3'35.170	38.438	23.072	32.325	5'09.005P	192,9	15:35'56.486
13	17.584	32.589	21.232	31.659	1'43.064	318,6	15:37'39.550
14	17.422	32.715	21.297	31.773	1'43.207	321,4	15:39'22.757
15	17.471	32.708	21.311	31.964	1'43.454	314,0	15:41'06.211
16	17.433	32.795	21.193	31.887	1'43.308	314,0	15:42'49.519
17	17.458	32.722	21.366	32.213	1'43.759	314,0	15:44'33.278
18	17.513	32.850	21.402	32.142	1'43.907	314,9	15:46'17.185

15° 87 R. GARDNER [1'43.202]							
Lap	Seg1	Seg2	Seg3	Seg4	Lap Time	km/h	Local Time
1		34.427	22.450	36.512	198,5	15:02'08.398	
2	17.825	34.968	21.858	31.971	1'46.622	320,5	15:03'55.020
3	17.455	32.704	21.364	31.815	1'43.338	313,0	15:05'38.358
4	17.441	32.592	21.336	31.833	1'43.202	314,0	15:07'21.560
5	18.137	37.353	23.320	45.885	2'04.695P	314,0	15:09'26.255
6	12'56.316	35.303	22.320	32.711	14'26.650P	198,9	15:23'52.905
7	17.559	32.778	21.341	31.935	1'43.613	308,6	15:25'36.518
8	17.660	32.759	21.259	32.033	1'43.711C	311,2	15:27'20.229
9	17.577	32.841	21.298	31.945	1'43.661	314,0	15:29'03.890
10	17.506	32.811	21.427	31.974	1'43.718	310,3	15:30'47.608
11	17.441	34.723	21.922	32.081	1'46.167	312,1	15:32'33.775
12	17.861	32.950	21.415	32.005	1'44.231	314,0	15:34'18.006
13	17.435	32.899	21.344	31.998	1'43.676	313,0	15:36'01.682
14	17.530	32.905	21.421	31.944	1'43.800	313,0	15:37'45.482
15	17.573	33.046	21.333	32.025	1'43.977	312,1	15:39'29.459
16	18.659	40.326	21.911	37.681	1'58.577	314,0	15:41'28.036
17	17.705	33.152	21.440	32.422	1'44.719	313,0	15:43'12.755
18	17.522	33.190	21.487	32.257	1'44.456	312,1	15:44'57.211
19	17.665	33.214	21.623	32.358	1'44.860	312,1	15:46'42.071

14° 22 A. LOWES [1'43.119]							
Lap	Seg1	Seg2	Seg3	Seg4	Lap Time	km/h	Local Time
1		33.803	22.257	34.177	184,3	15:02'04.625	
2	17.456	32.677	21.345	31.883	1'43.361	319,5	15:03'47.986
3	17.544	32.582	21.215	31.896	1'43.237	326,3	15:05'31.223
4	17.472	32.866	21.346	32.218	1'43.902	314,0	15:07'15.125
5	17.781	32.811	21.163	32.159	1'43.914	301,7	15:08'59.039
6	17.522	32.809	21.259	31.991	1'43.581	322,4	15:10'42.620
7	17.454	32.765	21.209	31.953	1'43.381	323,4	15:12'26.001
8	17.431	32.730	21.268	32.021	1'43.450	319,5	15:14'09.451
9	17.549	32.723	21.179	31.941	1'43.392	318,6	15:15'52.843
10	17.401	32.961	21.657	32.011	1'44.030	319,5	15:17'36.873
11	17.564	32.810	21.187	31.934	1'43.495	321,4	15:19'20.368
12	17.425	33.021	21.344	32.075	1'43.865	321,4	15:21'04.233
13	17.588	33.026	21.430	32.206	1'44.250	313,0	15:22'48.483
14	17.633	33.215	21.375	32.291	1'44.514	311,2	15:24'32.997
15	17.599	33.151	21.389	32.313	1'44.452	313,0	15:26'17.449
16	17.559	33.249	21.358	32.458	1'44.624	314,9	15:28'02.073
17	17.582	33.384	21.473	32.466	1'44.905	314,0	15:29'46.978
18	17.508	33.550	21.403	32.639	1'45.100	314,0	15:31'32.078

16° 5 P. OETTL [1'43.434]							
Lap	Seg1	Seg2	Seg3	Seg4	Lap Time	km/h	Local Time
1		33.710	21.679	32.328	221,8	15:01'51.696	
2	17.749	33.159	21.835	32.592	1'45.335	314,9	15:03'37.031
3	17.652	32.995	21.504	32.054	1'44.205	314,9	15:05'21.236
4	17.514	33.057	21.379	32.117	1'44.067	312,1	15:07'05.303
5	17.495	33.518	22.253	32.503	1'45.769	310,3	15:08'51.072
6	17.547	33.041	21.473	32.268	1'44.329	313,0	15:10'35.401
7	17.615	33.112	21.474	32.333	1'44.534	314,9	15:12'19.935
8	17.591	33.191	21.576	32.435	1'44.793	310,3	15:14'04.728
9	17.740	34.214	21.811	44.398	1'58.163P	310,3	15:16'02.891
10	8'00.298	34.496	21.952	32.765	9'29.511P	187,8	15:25'32.402
11	17.929	34.445	21.825	33.147	1'47.346C	307,7	15:27'19.748
12	18.037	44.804	22.332	46.682	2'11.855P	307,7	15:29'31.603
13	3'11.497	35.667	21.423	31.852	4'40.439P	166,2	15:34'12.042
14	17.510	32.807	21.183	31.934	1'43.434	311,2	15:35'55.476
15	17.514	32.912	21.382	31.953	1'43.761	309,5	15:37'39.237
16	17.445	35.118	21.347	31.830	1'45.740	309,5	15:39'24.977
17	17.394	32.961	21.238	31.967	1'43.560	312,1	15:41'08.537
18	17.402	32.991	21.382	31.968	1'43.743	312,1	15:42'52.280
19	17.406	32.844	21.308	31.988	1'43.546	315,8	15:44'35.826
20	17.483	32.936	21.304	31.988	1'43.711	310,3	15:46'19.537

14° 22 A. LOWES [1'43.119]							
Lap	Seg1	Seg2	Seg3	Seg4	Lap Time	km/h	Local Time
1		33.803	22.257	34.177	184,3	15:02'04.625	
2	17.456	32.677	21.345	31.883	1'43.361	319,5	15:03'47.986
3	17.544	32.582	21.215	31.896	1'43.237	326,3	15:05'31.223
4	17.472	32.866	21.346	32.218	1'43.902	314,0	15:07'15.125
5	17.781	32.811	21.163	32.159	1'43.914	301,7	15:08'59.039
6	17.522	32.809	21.259	31.991	1'43.581	322,4	15:10'42.620
7	17.454	32.765	21.209	31.953	1'43.381	323,4	15:12'26.001
8	17.431	32.730	21.268	32.021	1'43.450	319,5	15:14'09.451
9	17.549	32.723	21.179	31.941	1'43.392	318,6	15:15'52.843
10	17.401	32.961	21.657	32.011	1'44.030	319,5	15:17'36.873
11	17.564	32.810	21.187	31.934	1'43.495	321,4	15:19'20.368
12	17.425	33.021	21.344	32.075	1'43.865	321,4	15:21'04.233
13	17.588	33.026	21.430	32.206	1'44.250	313,0	15:2



Prosecco DOC Catalunya, 5-7 May 2023

Chronological Analysis Free Practice 2nd Session

12	17.714	33.239	21.655	32.373	1'44.981	303,4	15:34'07.237	15	9'17.914	34.300	21.966	37.386	10'51.566P	185,6	15:35'38.128
13	17.802	33.519	21.659	49.040	2'02.020P	304,2	15:36'09.257	16	17.606	34.024	21.881	32.542	1'46.053	305,1	15:37'24.181
14	3'43.360	33.230	21.682	31.925	5'10.197P	193,2	15:41'19.454	17	17.594	32.927	21.472	31.947	1'43.940	305,9	15:39'08.121
15	17.526	32.755	21.302	31.855	1'43.438	305,9	15:43'02.892	18	17.500	32.942	21.527	32.040	1'44.009	304,2	15:40'52.130
16	17.597	32.809	21.444	32.034	1'43.884	305,9	15:44'46.776	19	17.620	33.001	21.400	32.131	1'44.152	305,1	15:42'36.282
17	17.720	32.888	21.450	32.037	1'44.095	304,2	15:46'30.871	20	17.631	33.011	21.439	32.013	1'44.094	305,1	15:44'20.376
								21	17.698	32.903	21.285	32.016	1'43.902	304,2	15:46'04.278

18° 35 H. SYAHRIN [1'43.602]

Lap	Seg1	Seg2	Seg3	Seg4	Lap Time	km/h	Local Time
1		33.635	21.724	32.635		213,4	15:01'50.999
2	17.658	33.924	21.685	34.073	1'47.340	314,9	15:03'38.330
3	17.705	33.088	21.378	31.940	1'44.111	317,6	15:05'22.450
4	17.609	32.929	21.295	31.915	1'43.748	314,0	15:07'06.198
5	17.496	32.921	21.506	31.933	1'43.856	316,7	15:08'50.054
6	17.559	33.245	21.360	32.249	1'44.413	312,1	15:10'34.467
7	19.223	37.642	22.776	33.086	1'52.727	309,5	15:12'27.194
8	17.586	33.053	21.422	32.124	1'44.185	313,0	15:14'11.379
9	18.047	34.954	22.351	32.760	1'48.112	312,1	15:15'59.491
10	17.610	33.294	21.495	32.190	1'44.589	314,9	15:17'44.080
11	18.342	33.931	21.994	45.152	1'59.419P	309,5	15:19'43.499
12	18'08.803	35.713	23.880	32.194	19'40.590P	172,0	15:39'24.089
13	17.616	32.967	21.340	31.953	1'43.876	309,5	15:41'07.965
14	17.654	33.050	21.484	31.928	1'44.116	306,8	15:42'52.081
15	17.711	33.103	21.454	31.889	1'44.157	308,6	15:44'36.238
16	17.535	32.902	21.352	31.813	1'43.602	314,0	15:46'19.840

21° 75 I. LOPES [1'44.314]

Lap	Seg1	Seg2	Seg3	Seg4	Lap Time	km/h	Local Time
1		35.948	22.986	33.146		186,5	15:02'18.465
2	18.644	34.048	22.064	32.640	1'47.396	287,2	15:04'05.861
3	18.068	33.822	21.907	32.585	1'46.382	300,0	15:05'52.243
4	18.035	33.577	21.832	32.389	1'45.833	313,0	15:07'38.076
5	17.826	33.289	21.830	32.442	1'45.387	315,8	15:09'23.463
6	17.766	33.219	21.642	32.456	1'45.083	311,2	15:11'08.546
7	17.783	33.410	21.713	32.208	1'45.114	316,7	15:12'53.660
8	17.641	33.391	21.748	32.297	1'45.077	314,0	15:14'38.737
9	17.523	33.337	21.617	32.333	1'44.810	314,9	15:16'23.547
10	17.710	33.571	21.701	32.572	1'45.554	314,0	15:18'09.101
11	17.671	33.462	21.692	32.442	1'45.267	315,8	15:19'54.368
12	17.753	33.798	22.535	45.858	1'59.944P	314,9	15:21'54.312
13	11'46.513	36.528	21.724	32.371	13'17.136P	158,4	15:35'11.448
14	17.515	33.263	21.554	32.261	1'44.593	315,8	15:36'56.041
15	17.520	33.331	21.607	32.258	1'44.716	315,8	15:38'40.757
16	17.535	33.343	21.501	32.191	1'44.570	314,9	15:40'25.327
17	17.504	33.259	21.449	32.102	1'44.314	314,9	15:42'09.641
18	17.460	33.220	21.603	32.190	1'44.473	315,8	15:43'54.114
19	17.511	33.309	21.665	32.348	1'44.833	314,9	15:45'38.947

19° 51 E. GRANADO [1'43.631]

Lap	Seg1	Seg2	Seg3	Seg4	Lap Time	km/h	Local Time
1		34.800	22.236	32.925		136,4	15:02'12.779
2	17.890	33.341	21.495	32.026	1'44.752	310,3	15:03'57.531
3	17.680	33.102	21.465	31.984	1'44.231	308,6	15:05'41.762
4	17.565	32.885	21.377	32.140	1'43.967	312,1	15:07'25.729
5	17.658	33.106	21.461	31.937	1'44.162	309,5	15:09'09.891
6	22.007	41.393	23.338	45.882	2'12.620P	308,6	15:11'22.511
7	10'08.767	42.020	24.607	32.512	11'47.906P	120,9	15:23'10.417
8	17.704	33.192	21.525	32.434	1'44.855	306,8	15:24'55.272
9	17.748	33.089	21.555	32.148	1'44.540	308,6	15:26'39.812
10	17.816	33.305	21.560	32.149	1'44.830	305,9	15:28'24.642
11	26.678	43.683	23.142	45.623	2'19.126P	305,9	15:30'43.768
12	4'06.146	33.958	23.162	32.969	5'36.235P	122,6	15:36'20.003
13	17.399	33.056	21.336	31.917	1'43.708	314,9	15:38'03.711
14	17.546	32.990	21.430	31.913	1'43.879	316,7	15:39'47.590
15	17.502	33.007	21.303	31.819	1'43.631	316,7	15:41'31.221
16	17.674	33.017	21.376	31.893	1'43.960	314,0	15:43'15.181
17	17.468	33.074	21.373	31.980	1'43.895	312,1	15:44'59.076
18	17.482	33.377	21.358	32.125	1'44.342	318,6	15:46'43.418

22° 28 B. RAY [1'44.363]

Lap	Seg1	Seg2	Seg3	Seg4	Lap Time	km/h	Local Time
1		34.239	22.312	32.565		168,5	15:02'11.714
2	17.835	33.066	21.614	31.989	1'44.504	307,7	15:03'56.218
3	17.738	32.978	21.657	32.620	1'44.993	309,5	15:05'41.211
4	17.655	33.012	21.554	34.141	1'46.362	310,3	15:07'27.573
5	17.685	33.019	21.512	32.209	1'44.425	308,6	15:09'11.998
6	17.584	33.010	21.601	32.168	1'44.363	311,2	15:10'56.361
7	17.744	33.071	21.589	32.415	1'44.819	306,8	15:12'41.180
8	17.822	33.233	21.546	32.226	1'44.827	306,8	15:14'26.007
9	17.636	33.058	21.576	32.317	1'44.587	308,6	15:16'10.594
10	17.849	33.122	21.544	32.318	1'44.833	306,8	15:17'55.427
11	17.733	33.105	21.619	32.318	1'44.775	305,9	15:19'40.202
12	17.694	33.162	21.568	32.340	1'44.764	305,1	15:21'24.966
13	17.655	33.123	21.563	32.490	1'44.831	305,1	15:23'09.797
14	17.668	33.594	21.662	32.487	1'45.411	309,5	15:24'55.208
15	17.943	33.497	21.685	32.609	1'45.734	305,1	15:26'40.942
16	17.825	33.596	21.724	32.772	1'45.917	308,6	15:28'26.859
17	17.833	34.011	21.849	32.973	1'46.666	306,8	15:30'13.525
18	17.968	33.976	21.921	33.056	1'46.921	305,9	15:32'00.446
19	18.024	34.318	22.158	33.498	1'47.998	306,8	15:33'48.444
20	18.102	34.492	22.102	33.721	1'48.417	307,7	15:35'36.861
21	18.192	35.234	22.471	34.044	1'49.941	304,2	15:37'26.802
22	18.716	35.847	23.877	48.635	2'07.075P	305,9	15:39'33.877

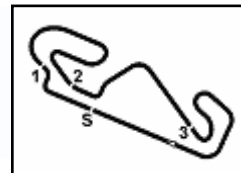
23° 66 T. SYKES [1'44.486]

Lap	Seg1	Seg2	Seg3	Seg4	Lap Time	km/h	Local Time
1		34.667	22.576	33.838		196,0	15:02'13.414
2	18.168	33.125	21.961	32.368	1'45.622	309,5	15:03'59.036
3	17.949	33.375	21.857	32.702	1'45.883	309,5	15:05'44.919
4	19.270	34.754	22.732	33.609	1'50.365	308,6	15:07'35.284
5	17.994	33.318	21.950	32.829	1'46.091	306,8	15:09'21.375
6	18.082	33.162	21.729	32.583	1'45.556	298,3	15:11'06.931

05/05/2023 P = Pits In/Out - C = Lap Time Cancelled

These data/results cannot be reproduced, stored and/or transmitted in whole or in part by any manner of electronic, mechanical, photocopying, recording, broadcasting or otherwise now known or herein after developed without the previous express consent by the copyright owner, except for reproduction in daily press and regular printed publications on sale to the public within 60 days of the event related to those data/results and always provided that copyright symbol appears together as follows below.

© DORNA WSBK ORGANIZATION Srl 2023



Prosecco DOC Catalunya, 5-7 May 2023

Chronological Analysis Free Practice 2nd Session

7	19.633	35.830	22.441	45.756	2'03.660P	305,9	15:13'10.591
8	11'03.156	34.508	22.101	35.882	12'35.647P	154,3	15:25'46.238
9	18.127	33.463	23.389	33.796	1'48.775C	305,1	15:27'35.013
10	19.543	35.951	22.081	35.743	1'53.318	305,1	15:29'28.331
11	17.886	33.316	21.844	32.714	1'45.760	307,7	15:31'14.091
12	18.602	35.972	22.451	45.415	2'02.440P	305,9	15:33'16.531
13	4'59.819	39.416	28.952	32.652	6'40.839P	163,6	15:39'57.370
14	17.951	32.773	21.613	32.149	1'44.486	309,5	15:41'41.856
15	17.828	33.009	21.609	32.344	1'44.790	306,8	15:43'26.646
16	18.022	39.068	22.918	35.312	1'55.320	305,9	15:45'21.966

24° 32 I. VINALES [1'44.992]

Lap	Seg.1	Seg.2	Seg.3	Seg.4	Lap Time	km/h	Local Time
1		34.725	22.925	34.014		194,9	15:01'56.087
2	18.554	33.955	23.642	33.407	1'49.558	299,2	15:03'45.645
3	18.029	33.649	22.041	33.105	1'46.824	298,3	15:05'32.469
4	20.269	41.107	22.003	32.883	1'56.262	305,9	15:07'28.731
5	18.163	34.629	21.954	32.903	1'47.649	300,8	15:09'16.380
6	18.166	33.749	21.949	33.100	1'46.964	297,5	15:11'03.344
7	18.225	33.887	21.873	33.172	1'47.157	297,5	15:12'50.501
8	18.351	36.508	22.362	46.499	2'03.720P	295,9	15:14'54.221
9	8'56.118	38.399	22.064	32.769	10'29.350P	197,4	15:25'23.571
10	17.921	33.255	21.612	32.271	1'45.059	295,1	15:27'08.630
11	18.609	46.513	21.648	32.331	1'59.101	296,7	15:29'07.731
12	17.803	33.183	21.663	32.343	1'44.992	303,4	15:30'52.723
13	17.848	33.503	21.583	32.280	1'45.214	299,2	15:32'37.937
14	18.519	36.262	22.194	45.525	2'02.500P	300,8	15:34'40.437
15	3'32.004	37.658	25.388	33.081	5'08.131P	136,7	15:39'48.568
16	18.029	33.389	21.749	32.644	1'45.811	300,0	15:41'34.379
17	20.192	39.016	21.869	32.539	1'53.616	299,2	15:43'27.995
18	18.048	33.624	21.785	32.642	1'46.099	298,3	15:45'14.094

25° 16 G. RUIU [1'46.711]

Lap	Seg.1	Seg.2	Seg.3	Seg.4	Lap Time	km/h	Local Time
1		34.550	22.621	33.829		191,2	15:01'55.855
2	18.582	33.800	22.421	33.236	1'48.039	295,1	15:03'43.894
3	18.263	33.798	22.247	33.852	1'48.160	305,1	15:05'32.054
4	18.204	33.502	21.900	33.105	1'46.711	300,8	15:07'18.765
5	18.248	33.535	22.070	33.006	1'46.859	301,7	15:09'05.624
6	25.143				21'25.855P	306,8	15:30'31.479

05/05/2023

P = Pits In/Out - C = Lap Time Cancelled

These data/results cannot be reproduced, stored and/or transmitted in whole or in part by any manner of electronic, mechanical, photocopying, recording, broadcasting or otherwise now known or herein after developed without the previous express consent by the copyright owner, except for reproduction in daily press and regular printed publications on sale to the public within 60 days of the event related to those data/results and always provided that copyright symbol appears together as follows below.

© DORNA WSBK ORGANIZATION Srl 2023