

## Prosecco DOC Catalunya, 5-7 May 2023

### Results Free Practice 3rd Session

Circuit de Barcelona 4.657 m

1 / 3

No.	Rider	Nat	Team	Bike	Class	Time	Gap	Rel.	Laps	Speed	
										Avg	Max
1	<b>1</b> A. BAUTISTA	ESP	Aruba.it Racing - Ducati	Ducati Panigale V4R		<b>1'40.573</b>			13	166,697	<b>324,3</b>
2	<b>55</b> A. LOCATELLI	ITA	Pata Yamaha Prometeon WorldSBK	Yamaha YZF R1		<b>1'41.540</b>	0.967	0.967	11	165,109	<b>319,5</b>
3	<b>21</b> M. RINALDI	ITA	Aruba.it Racing - Ducati	Ducati Panigale V4R		<b>1'41.588</b>	1.015	0.048	16	165,031	<b>322,4</b>
4	<b>31</b> G. GERLOFF	USA	Bonovo Action BMW	BMW M1000 RR	IND	<b>1'41.622</b>	1.049	0.034	9	164,976	<b>321,4</b>
5	<b>97</b> X. VIERGE	ESP	Team HRC	Honda CBR1000 RR-R		<b>1'41.677</b>	1.104	0.055	13	164,887	<b>325,3</b>
6	<b>47</b> A. BASSANI	ITA	Motocorsa Racing	Ducati Panigale V4R	IND	<b>1'41.698</b>	1.125	0.021	10	164,853	<b>320,5</b>
7	<b>65</b> J. REA	GBR	Kawasaki Racing Team WorldSBK	Kawasaki ZX-10RR		<b>1'41.856</b>	1.283	0.158	15	164,597	<b>320,5</b>
8	<b>54</b> T. RAZGATLIOGLU	TUR	Pata Yamaha Prometeon WorldSBK	Yamaha YZF R1		<b>1'41.882</b>	1.309	0.026	11	164,555	<b>318,6</b>
9	<b>87</b> R. GARDNER	AUS	GYTR GRT Yamaha WorldSBK Team	Yamaha YZF R1	IND	<b>1'42.091</b>	1.518	0.209	13	164,218	<b>316,7</b>
10	<b>7</b> I. LECUONA	ESP	Team HRC	Honda CBR1000 RR-R		<b>1'42.180</b>	1.607	0.089	13	164,075	<b>321,4</b>
11	<b>9</b> D. PETRUCCI	ITA	Barni Spark Racing Team	Ducati Panigale V4R	IND	<b>1'42.214</b>	1.641	0.034	12	164,021	<b>326,3</b>
12	<b>77</b> D. AEGERTER	SUI	GYTR GRT Yamaha WorldSBK Team	Yamaha YZF R1	IND	<b>1'42.377</b>	1.804	0.163	13	163,759	<b>314,0</b>
13	<b>28</b> B. RAY	GBR	Yamaha Motoxrcing WorldSBK Team	Yamaha YZF R1	IND	<b>1'42.411</b>	1.838	0.034	11	163,705	<b>316,7</b>
14	<b>45</b> S. REDDING	GBR	ROKIT BMW Motorrad WorldSBK Team	BMW M1000 RR		<b>1'42.576</b>	2.003	0.165	13	163,442	<b>323,4</b>
15	<b>5</b> P. OETTL	GER	Team GoEleven	Ducati Panigale V4R	IND	<b>1'42.849</b>	2.276	0.273	14	163,008	<b>322,4</b>
16	<b>35</b> H. SYHRIN	MAS	PETRONAS MIE Racing HONDA Team	Honda CBR1000 RR-R	IND	<b>1'43.062</b>	2.489	0.213	12	162,671	<b>324,3</b>
17	<b>34</b> L. BALDASSARRI	ITA	GMT94 Yamaha	Yamaha YZF R1	IND	<b>1'43.404</b>	2.831	0.342	13	162,133	<b>311,2</b>
18	<b>52</b> O. KONIG	CZE	Orelac Racing MOVISIO	Kawasaki ZX-10RR	IND	<b>1'43.532</b>	2.959	0.128	12	161,933	<b>313,0</b>
19	<b>76</b> L. BAZ	FRA	Bonovo Action BMW	BMW M1000 RR	IND	<b>1'43.546</b>	2.973	0.014	16	161,911	<b>319,5</b>
20	<b>75</b> I. LOPES	POR	ROKIT BMW Motorrad WorldSBK Team	BMW M1000 RR		<b>1'43.619</b>	3.046	0.073	14	161,797	<b>320,5</b>
21	<b>51</b> E. GRANADO	BRA	PETRONAS MIE Racing HONDA Team	Honda CBR1000 RR-R	IND	<b>1'43.642</b>	3.069	0.023	11	161,761	<b>314,0</b>
22	<b>66</b> T. SYKES	GBR	Kawasaki Puccetti Racing	Kawasaki ZX-10RR	IND	<b>1'43.813</b>	3.240	0.171	10	161,494	<b>308,6</b>
23	<b>32</b> I. VINALES	ESP	TPR by Vinales Racing	Kawasaki ZX-10RR	IND	<b>1'44.014</b>	3.441	0.201	12	161,182	<b>304,2</b>
24	<b>16</b> G. RUIU	ITA	Bmax Racing	BMW M1000 RR	IND	<b>1'45.508</b>	4.935	1.494	11	158,900	<b>311,2</b>
----- <b>Out 105% in this Session</b> -----											
25	<b>22</b> A. LOWES	GBR	Kawasaki Racing Team WorldSBK	Kawasaki ZX-10RR					3		<b>315,8</b>

Qualifying Lap Time (105% of 1'40.573): 1'45.602

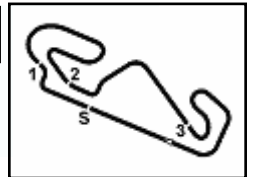
AIR	Humidity:	86%	Temp:	16°C
TRACK	Condition:	Dry	Temp:	26°C

Records	Pole	(SP)	2021 T.Sykes	1'40.408	166,970	Km/h
	Race	(SPRC)	2022 A.Bautista	1'41.135	165,770	Km/h
	All Times	(SP)	2021 T.Sykes	1'40.408	166,970	Km/h

Start 06/05/2023 09:00 End 09:40 The results are provisional until the end of the time limit for protests and appeals and the completion of the technical checks.

These data/results cannot be reproduced, stored and/or transmitted in whole or in part by any manner of electronic, mechanical, photocopying, recording, broadcasting or otherwise now known or herein after developed without the previous express consent by the copyright owner, except for reproduction in daily press and regular printed publications on sale to the public within 60 days of the event related to those data/results and always provided that copyright symbol appears together as follows below.

© DORNA WSBK ORGANIZATION Srl 2023



## Prosecco DOC Catalunya, 5-7 May 2023

### Results Free Practice 3rd Session

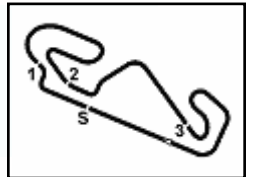
#### Session Highlights

Local Time	No. Rider	Description
09.00.00		Start
09.00.16		WorldSBK Pit Intervention Time: Imin 6secs
09.11.09	<b>9</b> D. PETRUCCI	On Asphalt - Re-Joined - Turn 2
09.23.12	<b>7</b> I. LECUONA	Lap Cancelled [1'42.985] - Exceeded Track Limits - Turn 8
09.26.21	<b>31</b> G. GERLOFF	Technical Problem - Turn 2
09.27.52	<b>51</b> E. GRANADO	Crashed - Turn 2
09.28.15	<b>47</b> A. BASSANI	Crashed - Turn 7
09.29.12	<b>16</b> G. RUIU	Technical Problem - Turn 2
09.34.43	<b>77</b> D. AEGERTER	Lap Cancelled [1'42.727] - Yellow Flag - Turn 1
09.34.48	<b>45</b> S. REDDING	Lap Cancelled [1'44.613] - Yellow Flag - Turn 1
09.34.53	<b>97</b> X. VIERGE	Lap Cancelled [1'43.166] - Yellow Flag - Turn 1
09.34.58	<b>65</b> J. REA	Lap Cancelled [5'07.521] - Yellow Flag - Turn 1
09.35.03	<b>32</b> I. VINALES	Lap Cancelled [1'46.071] - Yellow Flag - Turn 1
09.35.08	<b>21</b> M. RINALDI	Lap Cancelled [1'53.731] - Yellow Flag - Turn 1
09.35.13	<b>7</b> I. LECUONA	Lap Cancelled [1'44.326] - Yellow Flag - Turn 1
09.35.23	<b>76</b> L. BAZ	Lap Cancelled [2'05.983] - Yellow Flag - Turn 1
09.35.28	<b>75</b> I. LOPES	Lap Cancelled [1'45.577] - Yellow Flag - Turn 1
09.35.33	<b>55</b> A. LOCATELLI	Lap Cancelled [1'43.451] - Yellow Flag - Turn 1
09.35.38	<b>1</b> A. BAUTISTA	Lap Cancelled [1'41.644] - Yellow Flag - Turn 1
09.35.43	<b>5</b> P. OETTL	Lap Cancelled [1'43.530] - Yellow Flag - Turn 1
09.35.48	<b>87</b> R. GARDNER	Lap Cancelled [1'42.337] - Yellow Flag - Turn 1
09.35.53	<b>9</b> D. PETRUCCI	Lap Cancelled [1'44.110] - Yellow Flag - Turn 1
09.35.58	<b>52</b> O. KONIG	Lap Cancelled [1'44.995] - Yellow Flag - Turn 1
09.36.03	<b>66</b> T. SYKES	Lap Cancelled [1'47.589] - Yellow Flag - Turn 1
09.36.08	<b>54</b> T. RAZGATLIOGLU	Lap Cancelled [1'42.883] - Yellow Flag - Turn 1
09.36.13	<b>35</b> H. SYAHRIN	Lap Cancelled [1'45.421] - Yellow Flag - Turn 1
09.36.18	<b>22</b> A. LOWES	Lap Cancelled [1'42.569] - Yellow Flag - Turn 1
09.36.23	<b>77</b> D. AEGERTER	Lap Cancelled [1'42.387] - Yellow Flag - Turn 1
09.36.28	<b>45</b> S. REDDING	Lap Cancelled [1'42.114] - Yellow Flag - Turn 1
09.39.16	<b>35</b> H. SYAHRIN	Lap Cancelled [1'46.552] - Yellow Flag - Turn 7
09.39.19	<b>22</b> A. LOWES	Lap Cancelled [1'42.829] - Yellow Flag - Turn 7
09.39.22	<b>77</b> D. AEGERTER	Lap Cancelled [1'42.727] - Yellow Flag - Turn 7
09.39.25	<b>45</b> S. REDDING	Lap Cancelled [1'44.613] - Yellow Flag - Turn 7
09.39.28	<b>97</b> X. VIERGE	Lap Cancelled [1'43.166] - Yellow Flag - Turn 7
09.39.31	<b>65</b> J. REA	Lap Cancelled [5'07.521] - Yellow Flag - Turn 7
09.39.34	<b>32</b> I. VINALES	Lap Cancelled [1'46.071] - Yellow Flag - Turn 7
09.39.37	<b>7</b> I. LECUONA	Lap Cancelled [1'44.326] - Yellow Flag - Turn 7
09.39.40	<b>21</b> M. RINALDI	Lap Cancelled [1'53.731] - Yellow Flag - Turn 7
09.39.43	<b>75</b> I. LOPES	Lap Cancelled [1'45.577] - Yellow Flag - Turn 7
09.39.46	<b>76</b> L. BAZ	Lap Cancelled [2'05.983] - Yellow Flag - Turn 7
09.39.49	<b>1</b> A. BAUTISTA	Lap Cancelled [1'41.644] - Yellow Flag - Turn 7
09.39.52	<b>55</b> A. LOCATELLI	Lap Cancelled [1'43.451] - Yellow Flag - Turn 7
09.39.55	<b>5</b> P. OETTL	Lap Cancelled [1'43.530] - Yellow Flag - Turn 7
09.39.58	<b>87</b> R. GARDNER	Lap Cancelled [1'42.337] - Yellow Flag - Turn 7
09.40.01	<b>9</b> D. PETRUCCI	Lap Cancelled [1'44.110] - Yellow Flag - Turn 7
09.40.04	<b>52</b> O. KONIG	Lap Cancelled [1'44.995] - Yellow Flag - Turn 7
09.40.07	<b>66</b> T. SYKES	Lap Cancelled [1'47.589] - Yellow Flag - Turn 7
09.40.11		End Of Session

Start 09:00 End 09:40 The results are provisional until the end of the time limit for protests and appeals and the completion of the technical checks.

These data/results cannot be reproduced, stored and/or transmitted in whole or in part by any manner of electronic, mechanical, photocopying, recording, broadcasting or otherwise now known or herein after developed without the previous express consent by the copyright owner, except for reproduction in daily press and regular printed publications on sale to the public within 60 days of the event related to those data/results and always provided that copyright symbol appears together as follows below.

© DORNA WSBK ORGANIZATION Srl 2023



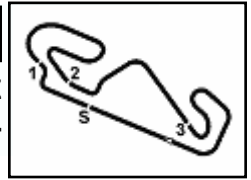
### Fastest Laps Sequence

No.	Rider	Nat	Team	Bike	Local Time	Time	Gap	Avg
7	I. LECUONA	ESP	Team HRC	Honda CBR1000 RR-R	09:03'33.386	<b>1'42.776</b>		163,124
87	R. GARDNER	AUS	GYTR GRT Yamaha WorldSBK Team	Yamaha YZF R1	09:03'33.507	<b>1'42.204</b>	-0.572	164,037
21	M. RINALDI	ITA	Aruba.it Racing - Ducati	Ducati Panigale V4R	09:04'21.343	<b>1'42.168</b>	-0.036	164,094
31	G. GERLOFF	USA	Bonovo Action BMW	BMW M1000 RR	09:05'21.003	<b>1'41.830</b>	-0.338	164,639
31	G. GERLOFF	USA	Bonovo Action BMW	BMW M1000 RR	09:07'02.625	<b>1'41.622</b>	-0.208	164,976
21	M. RINALDI	ITA	Aruba.it Racing - Ducati	Ducati Panigale V4R	09:07'45.157	<b>1'41.588</b>	-0.034	165,031
55	A. LOCATELLI	ITA	Pata Yamaha Prometeon WorldSBK	Yamaha YZF R1	09:28'29.043	<b>1'41.540</b>	-0.048	165,109
1	A. BAUTISTA	ESP	Aruba.it Racing - Ducati	Ducati Panigale V4R	09:28'30.056	<b>1'40.573</b>	-0.967	166,697

Start 09:00 End 09:40 The results are provisional until the end of the time limit for protests and appeals and the completion of the technical checks.

These data/results cannot be reproduced, stored and/or transmitted in whole or in part by any manner of electronic, mechanical, photocopying, recording, broadcasting or otherwise now known or herein after developed without the previous express consent by the copyright owner, except for reproduction in daily press and regular printed publications on sale to the public within 60 days of the event related to those data/results and always provided that copyright symbol appears together as follows below.

© DORNA WSBK ORGANIZATION Srl 2023



## Prosecco DOC Catalunya, 5-7 May 2023

### Free Practices Combined Results

No.	Rider	Nat	Team	Bike	Class	FP1	FP2	FP3	Time	Gap	Rel.	Avg	LL
1	<b>1 A. BAUTISTA</b>	ESP	Aruba.it Racing - Ducati	Ducati Panigale V4R		1'41.779	1'41.486	<b>1'40.573</b>	<b>1'40.573</b>			166,697	54
2	<b>55 A. LOCATELLI</b>	ITA	Pata Yamaha Prometeon WorldSBK	Yamaha YZF R1		1'42.079	1'42.750	<b>1'41.540</b>	<b>1'41.540</b>	0.967	0.967	165,109	45
3	<b>21 M. RINALDI</b>	ITA	Aruba.it Racing - Ducati	Ducati Panigale V4R		1'41.633	1'41.836	<b>1'41.588</b>	<b>1'41.588</b>	1.015	0.048	165,031	48
4	<b>31 G. GERLOFF</b>	USA	Bonovo Action BMW	BMW M1000 RR	IND	1'42.941	1'42.235	<b>1'41.622</b>	<b>1'41.622</b>	1.049	0.034	164,976	46
5	<b>65 J. REA</b>	GBR	Kawasaki Racing Team WorldSBK	Kawasaki ZX-10RR		<b>1'41.652</b>	1'42.015	1'41.856	<b>1'41.652</b>	1.079	0.030	164,927	49
6	<b>97 X. VIERGE</b>	ESP	Team HRC	Honda CBR1000 RR-R		1'42.095	1'42.936	<b>1'41.677</b>	<b>1'41.677</b>	1.104	0.025	164,887	52
7	<b>47 A. BASSANI</b>	ITA	Motocorsa Racing	Ducati Panigale V4R	IND	1'42.834	1'42.655	<b>1'41.698</b>	<b>1'41.698</b>	1.125	0.021	164,853	42
8	<b>54 T. RAZGATLIOGLU</b>	TUR	Pata Yamaha Prometeon WorldSBK	Yamaha YZF R1		<b>1'41.719</b>	1'42.640	1'41.882	<b>1'41.719</b>	1.146	0.021	164,819	50
9	<b>7 I. LECUONA</b>	ESP	Team HRC	Honda CBR1000 RR-R		<b>1'42.068</b>	1'42.811	1'42.180	<b>1'42.068</b>	1.495	0.349	164,255	55
10	<b>77 D. AEGERTER</b>	SUI	GYTR GRT Yamaha WorldSBK Team	Yamaha YZF R1	IND	<b>1'42.084</b>	1'42.305	1'42.377	<b>1'42.084</b>	1.511	0.016	164,229	51
11	<b>87 R. GARDNER</b>	AUS	GYTR GRT Yamaha WorldSBK Team	Yamaha YZF R1	IND	1'42.649	1'43.202	<b>1'42.091</b>	<b>1'42.091</b>	1.518	0.007	164,218	51
12	<b>9 D. PETRUCCI</b>	ITA	Barni Spark Racing Team	Ducati Panigale V4R	IND	1'42.790	1'42.753	<b>1'42.214</b>	<b>1'42.214</b>	1.641	0.123	164,021	42
13	<b>22 A. LOWES</b>	GBR	Kawasaki Racing Team WorldSBK	Kawasaki ZX-10RR		<b>1'42.229</b>	1'43.119		<b>1'42.229</b>	1.656	0.015	163,997	39
14	<b>28 B. RAY</b>	GBR	Yamaha Motox Racing WorldSBK Team	Yamaha YZF R1	IND	1'43.719	1'44.363	<b>1'42.411</b>	<b>1'42.411</b>	1.838	0.182	163,705	48
15	<b>45 S. REDDING</b>	GBR	ROKIT BMW Motorrad WorldSBK Team	BMW M1000 RR		<b>1'42.467</b>	1'42.712	1'42.576	<b>1'42.467</b>	1.894	0.056	163,616	43
16	<b>5 P. OETTL</b>	GER	Team GoEleven	Ducati Panigale V4R	IND	1'43.358	1'43.434	<b>1'42.849</b>	<b>1'42.849</b>	2.276	0.382	163,008	51
17	<b>35 H. SYHRIN</b>	MAS	PETRONAS MIE Racing HONDA Team	Honda CBR1000 RR-R	IND	1'43.576	1'43.602	<b>1'43.062</b>	<b>1'43.062</b>	2.489	0.213	162,671	42
18	<b>76 L. BAZ</b>	FRA	Bonovo Action BMW	BMW M1000 RR		1'43.551	<b>1'43.064</b>	1'43.546	<b>1'43.064</b>	2.491	0.002	162,668	47
19	<b>34 L. BALDASSARRI</b>	ITA	GMT94 Yamaha	Yamaha YZF R1	IND	1'44.674	1'43.902	<b>1'43.404</b>	<b>1'43.404</b>	2.831	0.340	162,133	50
20	<b>51 E. GRANADO</b>	BRA	PETRONAS MIE Racing HONDA Team	Honda CBR1000 RR-R	IND	<b>1'43.423</b>	1'43.631	1'43.642	<b>1'43.423</b>	2.850	0.019	162,103	43
21	<b>52 O. KONIG</b>	CZE	Orelac Racing MOVISIO	Kawasaki ZX-10RR	IND	1'44.022	<b>1'43.438</b>	1'43.532	<b>1'43.438</b>	2.865	0.015	162,080	42
22	<b>75 I. LOPES</b>	PDR	ROKIT BMW Motorrad WorldSBK Team	BMW M1000 RR			1'44.314	<b>1'43.619</b>	<b>1'43.619</b>	3.046	0.181	161,797	33
23	<b>66 T. SYKES</b>	GBR	Kawasaki Puccetti Racing	Kawasaki ZX-10RR	IND	1'46.644	1'44.486	<b>1'43.813</b>	<b>1'43.813</b>	3.240	0.194	161,494	35
24	<b>32 I. VINALES</b>	ESP	TPR by Vinales Racing	Kawasaki ZX-10RR	IND	1'44.233	1'44.992	<b>1'44.014</b>	<b>1'44.014</b>	3.441	0.201	161,182	43
25	<b>16 G. RUIU</b>	ITA	Bmax Racing	BMW M1000 RR	IND		1'46.711	<b>1'45.508</b>	<b>1'45.508</b>	4.935	1.494	158,900	16

06/05/2023

These data/results cannot be reproduced, stored and/or transmitted in whole or in part by any manner of electronic, mechanical, photocopying, recording, broadcasting or otherwise now known or herein after developed without the previous express consent by the copyright owner, except for reproduction in daily press and regular printed publications on sale to the public within 60 days of the event related to those data/results and always provided that copyright symbol appears together as follows below.

© DORNA WSBK ORGANIZATION Srl 2023

## Prosecco DOC Catalunya, 5-7 May 2023

### Best Sectors & Speed Free Practice 3rd Session

#### BEST LAP

1	1	A. BAUTISTA	Ducati Panigale V4R	1'40.573
2	55	A. LOCATELLI	Yamaha YZF R1	1'41.540
3	21	M. RINALDI	Ducati Panigale V4R	1'41.588
4	31	G. GERLOFF	BMW M1000 RR	1'41.622
5	97	X. VIERGE	Honda CBR1000 RR-R	1'41.677
6	47	A. BASSANI	Ducati Panigale V4R	1'41.698
7	65	J. REA	Kawasaki ZX-10RR	1'41.856
8	54	T. RAZGATLIOGLU	Yamaha YZF R1	1'41.882
9	87	R. GARDNER	Yamaha YZF R1	1'42.091
10	7	I. LECUONA	Honda CBR1000 RR-R	1'42.180
11	9	D. PETRUCCI	Ducati Panigale V4R	1'42.214
12	77	D. AEGERTER	Yamaha YZF R1	1'42.377
13	28	B. RAY	Yamaha YZF R1	1'42.411
14	45	S. REDDING	BMW M1000 RR	1'42.576
15	5	P. OETTL	Ducati Panigale V4R	1'42.849
16	35	H. SYHRIN	Honda CBR1000 RR-R	1'43.062
17	34	L. BALDASSARRI	Yamaha YZF R1	1'43.404
18	52	D. KONIG	Kawasaki ZX-10RR	1'43.532
19	76	L. BAZ	BMW M1000 RR	1'43.546
20	75	I. LOPES	BMW M1000 RR	1'43.619
21	51	E. GRANADO	Honda CBR1000 RR-R	1'43.642
22	66	T. SYKES	Kawasaki ZX-10RR	1'43.813
23	32	I. VINALES	Kawasaki ZX-10RR	1'44.014
24	16	G. RUIJU	BMW M1000 RR	1'45.508
25	22	A. LOWES	Kawasaki ZX-10RR	

#### SPEED

1	9	D. PETRUCCI	Ducati Panigale V4R	326,3
2	97	X. VIERGE	Honda CBR1000 RR-R	325,3
3	35	H. SYHRIN	Honda CBR1000 RR-R	324,3
4	1	A. BAUTISTA	Ducati Panigale V4R	324,3
5	45	S. REDDING	BMW M1000 RR	323,4
6	5	P. OETTL	Ducati Panigale V4R	322,4
7	21	M. RINALDI	Ducati Panigale V4R	322,4
8	31	G. GERLOFF	BMW M1000 RR	321,4
9	7	I. LECUONA	Honda CBR1000 RR-R	321,4
10	47	A. BASSANI	Ducati Panigale V4R	320,5
11	65	J. REA	Kawasaki ZX-10RR	320,5
12	75	I. LOPES	BMW M1000 RR	320,5
13	76	L. BAZ	BMW M1000 RR	319,5
14	55	A. LOCATELLI	Yamaha YZF R1	319,5
15	54	T. RAZGATLIOGLU	Yamaha YZF R1	318,6
16	87	R. GARDNER	Yamaha YZF R1	316,7
17	28	B. RAY	Yamaha YZF R1	316,7
18	22	A. LOWES	Kawasaki ZX-10RR	315,8
19	51	E. GRANADO	Honda CBR1000 RR-R	314,0
20	77	D. AEGERTER	Yamaha YZF R1	314,0
21	52	D. KONIG	Kawasaki ZX-10RR	313,0
22	34	L. BALDASSARRI	Yamaha YZF R1	311,2
23	16	G. RUIJU	BMW M1000 RR	311,2
24	66	T. SYKES	Kawasaki ZX-10RR	308,6
25	32	I. VINALES	Kawasaki ZX-10RR	304,2

#### SEG. 1

1	1	A. BAUTISTA	17.098
2	97	X. VIERGE	17.115
3	55	A. LOCATELLI	17.120
4	47	A. BASSANI	17.136
5	7	I. LECUONA	17.172
6	21	M. RINALDI	17.176
7	31	G. GERLOFF	17.188
8	45	S. REDDING	17.225
9	54	T. RAZGATLIOGLU	17.226
10	9	D. PETRUCCI	17.233
11	65	J. REA	17.260
12	87	R. GARDNER	17.269
13	5	P. OETTL	17.347
14	75	I. LOPES	17.389
15	28	B. RAY	17.405
16	77	D. AEGERTER	17.417
17	76	L. BAZ	17.432
18	35	H. SYHRIN	17.435
19	22	A. LOWES	17.446
20	51	E. GRANADO	17.477
21	52	D. KONIG	17.509
22	34	L. BALDASSARRI	17.528
23	66	T. SYKES	17.762
24	32	I. VINALES	17.785
25	16	G. RUIJU	17.894

#### SEG. 2

1	1	A. BAUTISTA	31.971
2	54	T. RAZGATLIOGLU	32.099
3	55	A. LOCATELLI	32.241
4	97	X. VIERGE	32.259
5	31	G. GERLOFF	32.266
6	47	A. BASSANI	32.273
7	21	M. RINALDI	32.336
8	87	R. GARDNER	32.342
9	65	J. REA	32.342
10	45	S. REDDING	32.352
11	28	B. RAY	32.428
12	7	I. LECUONA	32.486
13	77	D. AEGERTER	32.517
14	9	D. PETRUCCI	32.520
15	22	A. LOWES	32.541
16	5	P. OETTL	32.632
17	34	L. BALDASSARRI	32.698
18	35	H. SYHRIN	32.715
19	76	L. BAZ	32.739
20	66	T. SYKES	32.745
21	52	D. KONIG	32.766
22	75	I. LOPES	32.815
23	32	I. VINALES	32.886
24	51	E. GRANADO	32.940
25	16	G. RUIJU	33.259

#### SEG. 3

1	1	A. BAUTISTA	20.614
2	87	R. GARDNER	20.833
3	21	M. RINALDI	20.870
4	47	A. BASSANI	20.879
5	65	J. REA	20.886
6	55	A. LOCATELLI	20.896
7	97	X. VIERGE	20.905
8	31	G. GERLOFF	20.932
9	54	T. RAZGATLIOGLU	20.954
10	77	D. AEGERTER	20.960
11	7	I. LECUONA	21.025
12	45	S. REDDING	21.037
13	22	A. LOWES	21.068
14	28	B. RAY	21.085
15	9	D. PETRUCCI	21.095
16	5	P. OETTL	21.096
17	35	H. SYHRIN	21.176
18	75	I. LOPES	21.196
19	34	L. BALDASSARRI	21.233
20	76	L. BAZ	21.276
21	51	E. GRANADO	21.312
22	52	D. KONIG	21.346
23	32	I. VINALES	21.373
24	66	T. SYKES	21.384
25	16	G. RUIJU	21.536

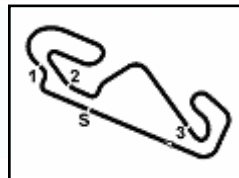
#### SEG. 4

1	1	A. BAUTISTA	30.890
2	31	G. GERLOFF	31.132
3	21	M. RINALDI	31.136
4	55	A. LOCATELLI	31.200
5	47	A. BASSANI	31.265
6	87	R. GARDNER	31.289
7	65	J. REA	31.304
8	54	T. RAZGATLIOGLU	31.351
9	9	D. PETRUCCI	31.366
10	7	I. LECUONA	31.384
11	97	X. VIERGE	31.398
12	77	D. AEGERTER	31.407
13	28	B. RAY	31.427
14	45	S. REDDING	31.528
15	5	P. OETTL	31.624
16	35	H. SYHRIN	31.643
17	75	I. LOPES	31.706
18	52	D. KONIG	31.756
19	34	L. BALDASSARRI	31.773
20	76	L. BAZ	31.780
21	66	T. SYKES	31.794
22	51	E. GRANADO	31.808
23	32	I. VINALES	31.868
24	16	G. RUIJU	32.397
25	22	A. LOWES	34.303

06/05/2023

These data/results cannot be reproduced, stored and/or transmitted in whole or in part by any manner of electronic, mechanical, photocopying, recording, broadcasting or otherwise now known or herein after developed without the previous express consent by the copyright owner, except for reproduction in daily press and regular printed publications on sale to the public within 60 days of the event related to those data/results and always provided that copyright symbol appears together as follows below.

© DORNA WSBK ORGANIZATION Srl 2023



Circuit de Barcelona 4.657 m

## Prosecco DOC Catalunya, 5-7 May 2023

### Ideal Times Free Practice 3rd Session

No. Rider	Nat	Bike	Seg. 1 Diff. 1	Seg. 2 Diff. 2	Seg. 3 Diff. 3	Seg. 4 Diff. 4	Ideal Time Best Lap	Pos.	Diff.	
1	<b>1 A. BAUTISTA</b>	ESP	Ducati Panigale V4R	<b>17.098</b>	<b>31.971</b>	<b>20.614</b>	<b>30.890</b>	<b>1'40.573</b> 1'40.573	1	
2	<b>55 A. LOCATELLI</b>	ITA	Yamaha YZF R1	17.120	32.241 +0.009	20.896	31.200 +0.074	<b>1'41.457</b> 1'41.540	2	0.083
3	<b>21 M. RINALDI</b>	ITA	Ducati Panigale V4R	17.176	32.336	20.870 +0.070	31.136	<b>1'41.518</b> 1'41.588	3	0.070
4	<b>31 G. GERLOFF</b>	USA	BMW M1000 RR	17.188 +0.004	32.266	20.932 +0.100	31.132	<b>1'41.518</b> 1'41.622	4	0.104
5	<b>47 A. BASSANI</b>	ITA	Ducati Panigale V4R	17.136 +0.145	32.273	20.879	31.265	<b>1'41.553</b> 1'41.698	6	0.145
6	<b>54 T. RAZGATLIOGLU</b>	TUR	Yamaha YZF R1	17.226 +0.051	32.099	20.954	31.351 +0.201	<b>1'41.630</b> 1'41.882	8	0.252
7	<b>97 X. VIERGE</b>	ESP	Honda CBR1000 RR-R	17.115	32.259	20.905	31.398	<b>1'41.677</b> 1'41.677	5	
8	<b>87 R. GARDNER</b>	AUS	Yamaha YZF R1	17.269 +0.123	32.342 +0.036	20.833 +0.199	31.289	<b>1'41.733</b> 1'42.091	9	0.358
9	<b>65 J. REA</b>	GBR	Kawasaki ZX-10RR	17.260 +0.043	32.342	20.886	31.304 +0.021	<b>1'41.792</b> 1'41.856	7	0.064
10	<b>7 I. LECUONA</b>	ESP	Honda CBR1000 RR-R	17.172	32.486	21.025 +0.113	31.384	<b>1'42.067</b> 1'42.180	10	0.113
11	<b>45 S. REDDING</b>	GBR	BMW M1000 RR	17.225 +0.049	32.352 +0.164	21.037 +0.064	31.528 +0.157	<b>1'42.142</b> 1'42.576	14	0.434
12	<b>9 D. PETRUCCI</b>	ITA	Ducati Panigale V4R	17.233	32.520	21.095	31.366	<b>1'42.214</b> 1'42.214	11	
13	<b>77 D. AEGERTER</b>	SUI	Yamaha YZF R1	17.417 +0.018	32.517	20.960 +0.058	31.407	<b>1'42.301</b> 1'42.377	12	0.076
14	<b>28 B. RAY</b>	GBR	Yamaha YZF R1	17.405 +0.046	32.428 +0.020	21.085	31.427	<b>1'42.345</b> 1'42.411	13	0.066
15	<b>5 P. OETTL</b>	GER	Ducati Panigale V4R	17.347 +0.079	32.632	21.096 +0.040	31.624 +0.031	<b>1'42.699</b> 1'42.849	15	0.150
16	<b>35 H. SYAHRIN</b>	MAS	Honda CBR1000 RR-R	17.435	32.715	21.176 +0.022	31.643 +0.071	<b>1'42.969</b> 1'43.062	16	0.093
17	<b>75 I. LOPES</b>	POR	BMW M1000 RR	17.389 +0.072	32.815 +0.219	21.196 +0.083	31.706 +0.139	<b>1'43.106</b> 1'43.619	20	0.513
18	<b>76 L. BAZ</b>	FRA	BMW M1000 RR	17.432 +0.236	32.739	21.276 +0.083	31.780	<b>1'43.227</b> 1'43.546	19	0.319
19	<b>34 L. BALDASSARRI</b>	ITA	Yamaha YZF R1	17.528	32.698 +0.013	21.233 +0.083	31.773 +0.076	<b>1'43.232</b> 1'43.404	17	0.172
20	<b>52 D. KONIG</b>	CZE	Kawasaki ZX-10RR	17.509 +0.085	32.766 +0.015	21.346 +0.055	31.756	<b>1'43.377</b> 1'43.532	18	0.155
21	<b>51 E. GRANADO</b>	BRA	Honda CBR1000 RR-R	17.477 +0.105	32.940	21.312	31.808	<b>1'43.537</b> 1'43.642	21	0.105
22	<b>66 T. SYKES</b>	GBR	Kawasaki ZX-10RR	17.762 +0.005	32.745 +0.009	21.384	31.794 +0.114	<b>1'43.685</b> 1'43.813	22	0.128
23	<b>32 I. VINALES</b>	ESP	Kawasaki ZX-10RR	17.785 +0.102	32.886	21.373	31.868	<b>1'43.912</b> 1'44.014	23	0.102
24	<b>16 G. RUIU</b>	ITA	BMW M1000 RR	17.894	33.259 +0.070	21.536 +0.092	32.397 +0.260	<b>1'45.086</b> 1'45.508	24	0.422
	<b>22 A. LOWES</b>	GBR	Kawasaki ZX-10RR							
<b>Overall Ideal Time</b>				17.098	31.971	20.614	30.890	<b>1'40.573</b>		

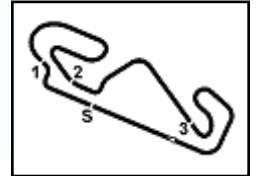
06/05/2023

These data/results cannot be reproduced, stored and/or transmitted in whole or in part by any manner of electronic, mechanical, photocopying, recording, broadcasting or otherwise now known or herein after developed without the previous express consent by the copyright owner, except for reproduction in daily press and regular printed publications on sale to the public within 60 days of the event related to those data/results and always provided that copyright symbol appears together as follows below.

© DORNA WSBK ORGANIZATION Srl 2023

FIGR PERUGIA TIMING





## Prosecco DOC Catalunya, 5-7 May 2023

### Chronological Analysis Free Practice 3rd Session

Circuit de Barcelona 4.657 m

1 / 4

1° 1 A. BAUTISTA [1'40.573]							
Lap	Seg1	Seg2	Seg3	Seg4	Lap Time	km/h	Local Time
1		34.019	22.005	44.589	212,2		9:02'02.502
2	3'28.302	33.200	21.220	31.610	4'54.332P	183,1	9:06'56.834
3	17.267	32.443	20.968	31.420	1'42.098	317,6	9:08'38.932
4	17.201	32.371	20.922	31.268	1'41.762	318,6	9:10'20.694
5	17.209	32.502	20.826	31.622	1'42.159	318,6	9:12'02.853
6	17.149	32.511	20.867	31.327	1'41.854	317,6	9:13'44.707
7	17.210	32.657	20.987	31.372	1'42.226	319,5	9:15'26.933
8	17.263	32.816	20.979	31.488	1'42.546	318,6	9:17'09.479
9	17.165	32.843	20.938	31.584	1'42.530	318,6	9:18'52.009
10	17.221	32.942	20.930	31.743	1'42.836	319,5	9:20'34.845
11	17.452	33.358	21.755	44.684	1'57.249P	320,5	9:22'32.094
12	2'50.123	32.907	22.548	31.811	4'17.389P	195,7	9:26'49.483
13	<b>17.098</b>	<b>31.971</b>	<b>20.614</b>	<b>30.890</b>	<b>1'40.573</b>	<b>324,3</b>	9:28'30.056
14	17.372	32.044	21.023	31.205	1'41.644C	<b>324,3</b>	9:30'11.700

2° 55 A. LOCATELLI [1'41.540]							
Lap	Seg1	Seg2	Seg3	Seg4	Lap Time	km/h	Local Time
1		36.182	22.044	32.354	163,9		9:02'04.212
2	17.723	32.944	21.343	31.622	1'43.632	<b>319,5</b>	9:03'47.844
3	17.428	32.709	21.165	31.587	1'42.889	317,6	9:05'30.733
4	17.384	33.033	21.173	31.799	1'43.389	318,6	9:07'14.122
5	17.414	32.722	21.112	31.597	1'42.845	316,7	9:08'56.967
6	17.338	32.758	21.259	31.789	1'43.144	317,6	9:10'40.111
7	17.404	32.798	21.198	31.890	1'43.290	315,8	9:12'23.401
8	17.471	33.037	21.701	44.435	1'56.644P	316,7	9:14'20.045
9	9'16.026	36.004	21.896	31.874	10'45.800P	155,6	9:25'05.845
10	17.207	<b>32.241</b>	21.010	<b>31.200</b>	1'41.658	316,7	9:26'47.503
11	<b>17.120</b>	32.250	<b>20.896</b>	31.274	<b>1'41.540</b>	<b>319,5</b>	9:28'29.043
12	17.310	33.774	21.036	31.331	1'43.451C	317,6	9:30'12.494

3° 21 M. RINALDI [1'41.588]							
Lap	Seg1	Seg2	Seg3	Seg4	Lap Time	km/h	Local Time
1		34.705	21.916	33.437	123,3		9:02'39.175
2	17.269	32.493	20.923	31.483	1'42.168	315,8	9:04'21.343
3	17.306	32.453	21.054	31.413	1'42.226	316,7	9:06'03.569
4	<b>17.176</b>	<b>32.336</b>	20.940	<b>31.136</b>	<b>1'41.588</b>	319,5	9:07'45.157
5	17.448	32.641	21.037	31.454	1'42.580	<b>322,4</b>	9:09'27.737
6	17.215	32.421	21.044	31.501	1'42.181	317,6	9:11'09.918
7	17.231	32.454	20.947	31.433	1'42.065	317,6	9:12'51.983
8	17.250	32.389	20.891	31.481	1'42.011	318,6	9:14'33.994
9	17.289	32.376	<b>20.870</b>	31.473	1'42.008	316,7	9:16'16.002
10	17.235	32.449	21.055	31.448	1'42.187	314,9	9:17'58.189
11	17.303	32.422	21.004	31.442	1'42.171	315,8	9:19'40.360
12	17.259	32.580	21.020	31.714	1'42.573	316,7	9:21'22.933
13	17.279	32.832	21.135	31.670	1'42.916	315,8	9:23'05.849
14	17.284	32.707	21.048	31.752	1'42.791	318,6	9:24'48.640
15	17.339	32.783	21.300	31.903	1'43.325	317,6	9:26'31.965
16	17.361	32.836	21.106	31.955	1'43.258	316,7	9:28'15.223
17	17.742	38.627	22.430	34.932	1'53.731C	315,8	9:30'08.954

4° 31 G. GERLOFF [1'41.622]							
Lap	Seg1	Seg2	Seg3	Seg4	Lap Time	km/h	Local Time
1		34.372	22.061	32.445	209,3		9:01'56.325
2	17.504	32.953	21.050	31.341	1'42.848	<b>321,4</b>	9:03'39.173
3	17.265	32.278	21.034	31.253	1'41.830	319,5	9:05'21.003
4	17.192	<b>32.266</b>	21.032	<b>31.132</b>	<b>1'41.622</b>	317,6	9:07'02.625
5	<b>17.188</b>	32.330	<b>20.932</b>	31.301	1'41.751	<b>321,4</b>	9:08'44.376
6	17.236	32.478	20.971	31.424	1'42.109	<b>321,4</b>	9:10'26.485
7	17.226	32.427	20.963	31.460	1'42.076	319,5	9:12'08.561
8	17.216	32.404	21.079	31.424	1'42.123	<b>321,4</b>	9:13'50.684

9	17.474	33.619	21.579	44.670	1'57.342P	320,5	9:15'48.026
10	8'21.225	34.495	21.614	31.769	9'49.103P	193,5	9:25'37.129

5° 97 X. VIERGE [1'41.677]							
Lap	Seg1	Seg2	Seg3	Seg4	Lap Time	km/h	Local Time
1		35.083	22.105	33.008	101,3		9:02'22.764
2	17.782	33.324	21.575	32.227	1'44.908	322,4	9:04'07.672
3	17.493	32.992	21.352	31.968	1'43.805	324,3	9:05'51.477
4	17.410	33.106	21.303	32.101	1'43.920	323,4	9:07'35.397
5	17.474	33.176	21.336	32.280	1'44.266	324,3	9:09'19.663
6	17.566	33.525	21.437	32.633	1'45.161	323,4	9:11'04.824
7	17.669	33.307	21.375	32.234	1'44.585	322,4	9:12'49.409
8	17.494	33.398	21.528	45.350	1'57.770P	324,3	9:14'47.179
9	6'32.118	33.071	21.332	31.654	7'58.175P	173,9	9:22'45.354
10	<b>17.115</b>	<b>32.259</b>	<b>20.905</b>	<b>31.398</b>	<b>1'41.677</b>	324,3	9:24'27.031
11	17.208	33.057	21.030	31.557	1'42.852	<b>325,3</b>	9:26'09.883
12	17.455	32.671	21.075	31.674	1'42.875	324,3	9:27'52.758
13	17.469	32.715	21.396	31.586	1'43.166C	323,4	9:29'35.924
14	17.359	32.523	20.914	31.550	1'42.346	323,4	9:31'18.270

6° 47 A. BASSANI [1'41.698]							
Lap	Seg1	Seg2	Seg3	Seg4	Lap Time	km/h	Local Time
1		35.025	21.834	33.366	212,2		9:02'31.481
2	17.493	32.407	21.143	31.372	1'42.415	317,6	9:04'13.896
3	17.270	32.358	21.033	31.415	1'42.076	315,8	9:05'55.972
4	<b>17.136</b>	32.498	21.098	31.445	1'42.177	315,8	9:07'38.149
5	17.307	32.486	21.093	31.485	1'42.371	317,6	9:09'20.520
6	17.248	32.664	21.172	31.605	1'42.689	<b>320,5</b>	9:11'03.209
7	17.326	32.685	21.121	31.713	1'42.845	319,5	9:12'46.054
8	17.354	32.695	21.153	31.645	1'42.847	316,7	9:14'28.901
9	20.463	35.467	21.534	45.221	2'02.685P	315,8	9:16'31.586
10	7'20.284	35.913	22.104	32.554	8'50.855P	185,9	9:25'22.441
11	17.281	<b>32.273</b>	<b>20.879</b>	<b>31.265</b>	<b>1'41.698</b>	315,8	9:27'04.139

7° 65 J. REA [1'41.856]							
Lap	Seg1	Seg2	Seg3	Seg4	Lap Time	km/h	Local Time
1		35.011	21.856	32.037	186,9		9:02'03.403
2	17.498	32.356	21.026	31.421	1'42.301	314,9	9:03'45.704
3	17.377	32.386	21.273	31.779	1'42.815	317,6	9:05'28.519
4	17.475	32.397	20.973	<b>31.304</b>	1'42.149	<b>320,5</b>	9:07'10.668
5	17.365	32.394	21.225	31.641	1'42.625	<b>320,5</b>	9:08'53.293
6	17.466	32.572	21.006	31.470	1'42.514	313,0	9:10'35.807
7	<b>17.260</b>	32.571	21.020	31.597	1'42.448	<b>320,5</b>	9:12'18.255
8	17.287	32.495	20.980	31.571	1'42.333	314,0	9:14'00.588
9	17.301	32.449	21.133	31.569	1'42.452	313,0	9:15'43.040
10	17.349	32.532	21.055	31.666	1'42.602	314,0	9:17'25.642
11	17.598	32.674	21.256	31.942	1'43.470	311,2	9:19'09.112
12	17.445	32.554	21.017	31.791	1'42.807	313,0	9:20'51.919
13	17.479	32.699	21.156	31.765	1'43.099	313,0	9:22'35.018
14	18.289	35.292	21.674	44.575	1'59.830P	309,5	9:24'34.848
15	3'39.514	34.331	21.695	31.981	5'07.521CP	182,1	9:29'42.369
16	17.303	<b>32.342</b>	<b>20.886</b>	31.325	<b>1'41.856</b>	314,0	9:31'24.225

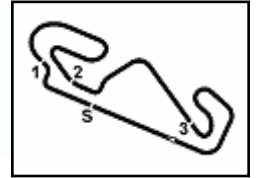
8° 54 T. RAZGATLIOGLU [1'41.882]							
Lap	Seg1	Seg2	Seg3	Seg4	Lap Time	km/h	Local Time
1		35.386	21.695	32.255	212,6		9:02'03.368
2	17.963	32.721	20.968	31.370	1'43.022	311,2	9:03'46.390
3	17.277	<b>32.099</b>	<b>20.954</b>	31.552	<b>1'41.882</b>	<b>318,6</b>	9:05'28.272
4	17.365	32.501	20.982	31.388	1'42.236	313,0	9:07'10.508
5	17.976	32.520	20.994	<b>31.351</b>	1'42.841	314,9	9:08'53.349
6	<b>17.226</b>	32.454	21.083	31.465	1'42.228	315,8	9:10'35.577
7	17.284	33.397	21.493	44.623	1'56.797P	315,8	9:12'32.374

06/05/2023

P = Pits In/Dut - C = Lap Time Cancelled

These data/results cannot be reproduced, stored and/or transmitted in whole or in part by any manner of electronic, mechanical, photocopying, recording, broadcasting or otherwise now known or herein after developed without the previous express consent by the copyright owner, except for reproduction in daily press and regular printed publications on sale to the public within 60 days of the event related to those data/results and always provided that copyright symbol appears together as follows below.

© DORNA WSBK ORGANIZATION Srl 2023



## Prosecco DOC Catalunya, 5-7 May 2023

### Chronological Analysis Free Practice 3rd Session

Circuit de Barcelona 4.657 m

2 / 4

8	9'49.855	33.635	21.386	31.936	11'16.812P	180,9	9:23'49.186
9	17.433	32.578	21.058	31.524	1'42.593	312,1	9:25'31.779
10	17.386	32.512	21.032	31.658	1'42.588	314,0	9:27'14.367
11	17.306	32.622	21.073	31.468	1'42.469	313,0	9:28'56.836
12	17.525	32.758	21.075	31.525	1'42.883C	313,0	9:30'39.719

5	17.861	33.636	21.607	45.731	1'58.835P	312,1	9:09'43.503
6	5'59.791	35.803	22.028	32.270	7'29.892P	170,1	9:17'13.395
7	17.605	32.656	21.227	31.561	1'43.049	312,1	9:18'56.444
8	17.456	32.557	21.046	31.555	1'42.614	309,5	9:20'39.058
9	17.435	32.635	20.974	31.986	1'43.030	313,0	9:22'22.088
10	17.466	32.561	21.053	31.561	1'42.641	311,2	9:24'04.729
11	17.435	<b>32.517</b>	21.018	<b>31.407</b>	<b>1'42.377</b>	311,2	9:25'47.106
12	17.559	<b>32.517</b>	21.103	31.433	1'42.612	313,0	9:27'29.718
13	17.640	32.545	21.090	31.452	1'42.727C	313,0	9:29'12.445
14	<b>17.417</b>	32.530	<b>20.960</b>	31.480	1'42.387C	313,0	9:30'54.832

#### 9° 87 R. GARDNER [1'42.091]

Lap	Seg1	Seg2	Seg3	Seg4	Lap Time	km/h	Local Time
1		33.586	22.112	32.813		206,1	9:01'51.303
2	17.558	<b>32.342</b>	20.971	31.333	1'42.204	313,0	9:03'33.507
3	17.383	32.426	21.164	31.329	1'42.302	<b>316,7</b>	9:05'15.809
4	17.392	32.378	21.032	<b>31.289</b>	<b>1'42.091</b>	310,3	9:06'57.900
5	17.572	36.817	21.785	31.812	1'47.986	312,1	9:08'45.886
6	17.414	32.417	21.041	31.413	1'42.285	314,0	9:10'28.171
7	<b>17.269</b>	32.525	21.053	31.709	1'42.556	315,8	9:12'10.727
8	17.449	36.922	22.472	33.214	1'50.057	314,0	9:14'00.784
9	17.399	32.343	21.138	31.442	1'42.322	<b>316,7</b>	9:15'43.106
10	17.394	32.580	21.097	31.514	1'42.585	315,8	9:17'25.691
11	17.332	32.582	21.209	47.520	1'58.643P	314,0	9:19'24.334
12	5'42.675	36.045	22.274	31.499	7'12.493P	181,2	9:26'36.827
13	18.455	37.684	23.578	35.725	1'55.442	313,0	9:28'32.269
14	17.512	32.458	<b>20.833</b>	31.534	1'42.337C	<b>316,7</b>	9:30'14.606

#### 10° 71 I. LECUONA [1'42.180]

Lap	Seg1	Seg2	Seg3	Seg4	Lap Time	km/h	Local Time
1		34.633	22.108	32.423		193,5	9:01'50.610
2	17.437	32.718	21.198	31.423	1'42.776	317,6	9:03'33.386
3	17.297	32.578	21.591	31.485	1'42.951	316,7	9:05'16.337
4	17.308	32.534	21.195	31.408	1'42.445	<b>321,4</b>	9:06'58.782
5	17.281	32.540	<b>21.025</b>	31.472	1'42.318	320,5	9:08'41.100
6	17.247	32.635	21.250	31.470	1'42.602	320,5	9:10'23.702
7	17.213	32.734	21.226	44.510	1'55.683P	<b>321,4</b>	9:12'19.385
8	5'57.760	33.429	21.513	32.111	7'24.813P	184,0	9:19'44.198
9	17.528	32.729	21.194	31.534	1'42.985C	317,6	9:21'27.183
10	17.252	32.550	21.152	31.496	1'42.450	320,5	9:23'09.633
11	17.201	32.536	21.164	31.450	1'42.351	319,5	9:24'51.984
12	<b>17.172</b>	<b>32.486</b>	21.138	<b>31.384</b>	<b>1'42.180</b>	320,5	9:26'34.164
13	17.419	32.820	21.374	31.549	1'43.162	320,5	9:28'17.326
14	17.393	32.991	21.978	31.964	1'44.326C	319,5	9:30'01.652

#### 11° 9 D. PETRUCCI [1'42.214]

Lap	Seg1	Seg2	Seg3	Seg4	Lap Time	km/h	Local Time
1		34.930	22.336	32.904		202,6	9:02'05.166
2	17.432	32.970	21.257	32.069	1'43.728	322,4	9:03'48.894
3	17.420	32.558	21.168	31.401	1'42.547	<b>326,3</b>	9:05'31.441
4	17.258	32.960	21.508	32.016	1'43.742	325,3	9:07'15.183
5	<b>17.233</b>	<b>32.520</b>	<b>21.095</b>	<b>31.366</b>	<b>1'42.214</b>	321,4	9:08'57.397
6	17.380	32.609	21.179	31.663	1'42.831	324,3	9:10'40.228
7	26.165	37.075	23.819	32.858	1'59.917	321,4	9:12'40.145
8	17.423	32.589	21.143	31.450	1'42.605	322,4	9:14'22.750
9	17.303	32.540	21.149	31.563	1'42.555	319,5	9:16'05.305
10	17.575	36.176	22.554	45.080	2'01.385P	314,9	9:18'06.690
11	7'15.634	33.814	22.065	32.116	8'43.629P	198,5	9:26'50.319
12	17.439	32.738	21.350	31.660	1'43.187	322,4	9:28'33.506
13	17.415	32.670	21.417	32.608	1'44.110C	319,5	9:30'17.616

#### 12° 77 D. AEGERTER [1'42.377]

Lap	Seg1	Seg2	Seg3	Seg4	Lap Time	km/h	Local Time
1		36.525	22.175	33.198		166,7	9:02'30.688
2	17.996	33.477	21.508	32.204	1'45.185	312,1	9:04'15.873
3	17.764	33.207	21.306	32.112	1'44.389	<b>314,0</b>	9:06'00.262
4	17.668	33.273	21.335	32.130	1'44.406	313,0	9:07'44.668

#### 13° 28 B. RAY [1'42.411]

Lap	Seg1	Seg2	Seg3	Seg4	Lap Time	km/h	Local Time
1		35.645	22.142	32.698		183,4	9:02'03.282
2	18.283	33.040	21.339	31.720	1'44.382	301,7	9:03'47.664
3	17.734	32.790	21.263	31.621	1'43.408	310,3	9:05'31.072
4	<b>17.405</b>	32.996	21.424	32.138	1'43.963	<b>316,7</b>	9:07'15.035
5	17.596	32.763	21.257	31.794	1'43.410	311,2	9:08'58.445
6	17.566	33.478	22.027	33.625	1'46.696	314,9	9:10'45.141
7	17.609	32.999	21.376	31.779	1'43.763	311,2	9:12'28.904
8	18.041	34.352	22.264	45.967	2'00.624P	310,3	9:14'29.528
9	7'35.752	35.105	22.855	32.092	9'05.804P	164,9	9:23'35.332
10	17.545	<b>32.428</b>	21.154	31.457	1'42.584	309,5	9:25'17.916
11	17.451	32.448	<b>21.085</b>	<b>31.427</b>	<b>1'42.411</b>	310,3	9:27'00.327
12	17.992	33.777	21.717	46.148	1'59.634P	311,2	9:28'59.961

#### 14° 45 S. REDDING [1'42.576]

Lap	Seg1	Seg2	Seg3	Seg4	Lap Time	km/h	Local Time
1		35.630	23.543	32.171		175,9	9:02'03.720
2	17.697	32.795	21.178	<b>31.528</b>	1'43.198	318,6	9:03'46.918
3	17.274	32.516	21.101	31.685	<b>1'42.576</b>	<b>323,4</b>	9:05'29.494
4	17.330	32.636	21.052	31.612	1'42.630	<b>323,4</b>	9:07'12.124
5	17.278	32.565	21.120	31.640	1'42.603	320,5	9:08'54.727
6	<b>17.225</b>	32.592	21.038	31.814	1'42.669	322,4	9:10'37.396
7	17.232	32.689	21.078	31.837	1'42.836	320,5	9:12'20.232
8	17.307	32.688	21.145	31.742	1'42.882	318,6	9:14'03.114
9	18.632	37.202	21.882	45.379	2'03.095P	320,5	9:16'06.209
10	4'16.261	33.790	21.616	32.165	5'43.832P	211,8	9:21'50.041
11	17.406	32.890	21.367	43.892	1'55.555P	317,6	9:23'45.596
12	2'14.497	34.939	24.517	34.721	3'48.674P	211,8	9:27'34.270
13	17.311	<b>32.352</b>	22.598	32.352	1'44.613C	318,6	9:29'18.883
14	17.305	32.427	<b>21.037</b>	31.345	1'42.114C	318,6	9:31'00.997

#### 15° 5 P. OETTL [1'42.849]

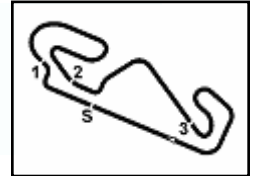
Lap	Seg1	Seg2	Seg3	Seg4	Lap Time	km/h	Local Time
1		34.888	22.330	32.796		198,9	9:02'05.266
2	17.655	32.813	21.461	32.033	1'43.962	318,6	9:03'49.228
3	17.664	32.813	21.270	31.880	1'43.627	<b>322,4</b>	9:05'32.855
4	18.912	35.838	21.264	31.740	1'47.754	319,5	9:07'20.609
5	17.383	32.702	21.229	31.678	1'42.992	316,7	9:09'03.601
6	17.421	32.762	21.256	31.829	1'43.268	321,4	9:10'46.869
7	17.397	32.773	21.201	31.791	1'43.162	316,7	9:12'30.031
8	17.435	32.712	21.195	31.750	1'43.092	314,9	9:14'13.123
9	17.357	32.813	21.215	31.843	1'43.228	314,0	9:15'56.351
10	17.952	34.186	21.645	46.151	1'59.934P	309,5	9:17'56.285
11	3'56.618	34.275	21.272	31.650	5'23.815P	149,0	9:23'20.100
12	17.390	32.823	<b>21.096</b>	<b>31.624</b>	1'42.933	313,0	9:25'03.033
13	17.426	<b>32.632</b>	21.136	31.655	<b>1'42.849</b>	314,0	9:26'45.882
14	<b>17.347</b>	34.794	21.148	31.831	1'45.120	314,9	9:28'31.002
15	17.571	32.794	21.246	31.919	1'43.530C	316,7	9:30'14.532

06/05/2023 P = Pits In/Out - C = Lap Time Cancelled

These data/results cannot be reproduced, stored and/or transmitted in whole or in part by any manner of electronic, mechanical, photocopying, recording, broadcasting or otherwise now known or herein after developed without the previous express consent by the copyright owner, except for reproduction in daily press and regular printed publications on sale to the public within 60 days of the event related to those data/results and always provided that copyright symbol appears together as follows below.

© DORNA WSBK ORGANIZATION Srl 2023





## Prosecco DOC Catalunya, 5-7 May 2023

### Chronological Analysis Free Practice 3rd Session

Circuit de Barcelona 4.657 m

3 / 4

16° 35 H. SYAHRIN [1'43.062]							
Lap	Seg1	Seg2	Seg3	Seg4	Lap Time	km/h	Local Time
1		37.290	22.706	33.048	200,0	9:02'05.097	
2	18.116	33.252	21.398	31.862	1'44.628	308,6	9:03'49.725
3	17.566	32.863	<b>21.176</b>	<b>31.643</b>	1'43.248	<b>324,3</b>	9:05'32.973
4	17.527	33.009	21.299	37.037	1'48.872	314,9	9:07'21.845
5	17.506	32.930	21.194	31.700	1'43.330	318,6	9:09'05.175
6	18.190	39.177	21.684	45.559	2'04.610P	315,8	9:11'09.785
7	7'39.122	34.863	21.772	32.211	9'07.968P	189,5	9:20'17.753
8	17.657	33.040	21.262	31.894	1'43.853	310,3	9:22'01.606
9	18.849	35.612	21.437	31.891	1'47.789	310,3	9:23'49.395
10	<b>17.435</b>	<b>32.715</b>	21.198	31.714	<b>1'43.062</b>	316,7	9:25'32.457
11	17.459	33.008	21.361	31.927	1'43.755	316,7	9:27'16.212
12	17.694	34.650	22.057	32.151	1'46.552C	313,0	9:29'02.764
13	17.850	33.315	22.243	32.013	1'45.421C	309,5	9:30'48.185

13	17.487					32.894	<b>21.276</b>	32.114	1'43.771	313,0	9:23'01.767
14	<b>17.432</b>					33.000	21.356	32.185	1'43.973	316,7	9:24'45.740
15	17.534					33.186	21.423	32.325	1'44.468	314,9	9:26'30.208
16	18.938					36.629	21.635	32.905	1'50.107	314,0	9:28'20.315
17	19.771					37.423	21.788	47.001	2'05.983CP	314,9	9:30'26.298

17° 34 L. BALDASSARRI [1'43.404]							
Lap	Seg1	Seg2	Seg3	Seg4	Lap Time	km/h	Local Time
1		34.637	22.239	32.943	204,2	9:01'57.917	
2	17.994	33.526	21.686	32.490	1'45.696	310,3	9:03'43.613
3	17.873	33.549	21.833	32.683	1'45.938	309,5	9:05'29.551
4	18.022	33.757	21.719	46.203	1'59.701	<b>311,2</b>	9:07'29.252
5	18.203	35.633	22.124	32.888	1'48.848	308,6	9:09'18.100
6	17.995	33.840	21.890	45.498	1'59.223P	307,7	9:11'17.323
7	5'29.011	34.844	22.418	32.722	6'58.995P	209,7	9:18'16.318
8	17.709	<b>32.698</b>	21.356	<b>31.773</b>	1'43.536	304,2	9:19'59.854
9	<b>17.528</b>	32.711	21.316	31.849	<b>1'43.404</b>	305,9	9:21'43.258
10	17.627	32.870	<b>21.233</b>	34.049	1'45.779	305,9	9:23'29.037
11	17.547	32.817	21.260	31.955	1'43.579	307,7	9:25'12.616
12	17.665	32.898	21.256	32.188	1'44.007	305,1	9:26'56.623
13	17.798	38.349	23.310	47.081	2'06.538P	308,6	9:29'03.161
14	1'03.494	36.038	56.321	49.177	3'25.030P	88,7	9:32'28.191

20° 75 I. LOPES [1'43.619]							
Lap	Seg1	Seg2	Seg3	Seg4	Lap Time	km/h	Local Time
1			35.759	23.277	32.390	171,4	9:02'04.339
2	17.754	33.163	21.498	31.939	1'44.354	308,6	9:03'48.693
3	17.791	<b>32.815</b>	21.437	31.798	1'43.841	313,0	9:05'32.534
4	17.509	33.086	21.282	31.969	1'43.846	<b>320,5</b>	9:07'16.380
5	17.608	32.981	21.199	32.253	1'44.041	315,8	9:09'00.421
6	17.492	33.081	21.238	31.818	1'43.629	317,6	9:10'44.050
7	17.548	33.043	21.366	32.082	1'44.039	317,6	9:12'28.089
8	17.461	33.034	21.279	31.845	<b>1'43.619</b>	316,7	9:14'11.708
9	17.400	33.098	21.356	31.880	1'43.734	314,9	9:15'55.442
10	<b>17.389</b>	33.121	<b>21.196</b>	31.999	1'43.705	314,9	9:17'39.147
11	17.453	33.605	21.690	46.649	1'59.397P	315,8	9:19'38.544
12	3'50.327	34.259	21.424	<b>31.706</b>	5'17.716P	180,6	9:24'56.260
13	17.501	33.695	21.324	31.927	1'44.447	317,6	9:26'40.707
14	17.923	33.284	21.302	31.744	1'44.253	316,7	9:28'24.960
15	18.339	33.934	21.417	31.887	1'45.577C	314,0	9:30'10.537

21° 51 E. GRANADO [1'43.642]							
Lap	Seg1	Seg2	Seg3	Seg4	Lap Time	km/h	Local Time
1			36.566	22.714	33.131	183,4	9:02'16.011
2	17.741	33.172	21.360	31.880	1'44.153	<b>314,0</b>	9:04'00.164
3	17.582	<b>32.940</b>	<b>21.312</b>	<b>31.808</b>	<b>1'43.642</b>	312,1	9:05'43.806
4	<b>17.477</b>	32.980	21.345	31.870	1'43.672	311,2	9:07'27.478
5	17.529	33.009	21.353	31.993	1'43.884	313,0	9:09'11.362
6	17.520	33.006	21.369	31.907	1'43.802	310,3	9:10'55.164
7	17.478	33.074	21.382	32.184	1'44.118	310,3	9:12'39.282
8	19.366	39.392	26.190	45.827	2'10.775P	308,6	9:14'50.057
9	4'06.239	36.328	22.124	32.925	5'37.616P		9:20'27.673
10	17.900	33.773	21.736	32.648	1'46.057	305,1	9:22'13.730
11	17.838	34.006	21.651	45.090	1'58.585P	307,7	9:24'12.315
12	1'28.966	36.857	25.485	33.647	3'04.955P	207,7	9:27'17.270

18° 52 O. KONIG [1'43.532]							
Lap	Seg1	Seg2	Seg3	Seg4	Lap Time	km/h	Local Time
1		35.991	23.001	33.835	182,1	9:01'57.098	
2	18.145	33.689	22.473	39.616	1'53.923	307,7	9:03'51.021
3	17.818	33.070	21.545	31.987	1'44.420	<b>313,0</b>	9:05'35.441
4	17.775	32.883	21.431	31.975	1'44.064	310,3	9:07'19.505
5	17.656	32.839	21.440	31.905	1'43.840	309,5	9:09'03.345
6	17.770	33.063	21.460	31.865	1'44.158	308,6	9:10'47.503
7	17.766	32.863	<b>21.346</b>	31.901	1'43.876	<b>313,0</b>	9:12'31.379
8	17.664	<b>32.766</b>	21.393	32.098	1'43.921	310,3	9:14'15.300
9	18.739	35.218	22.309	45.257	2'01.523P	306,8	9:16'16.823
10	7'17.262	38.154	22.101	32.074	8'49.591P	184,9	9:25'06.414
11	17.594	32.781	21.401	<b>31.756</b>	<b>1'43.532</b>	311,2	9:26'49.946
12	<b>17.509</b>	33.505	21.430	32.157	1'44.601	312,1	9:28'34.547
13	17.916	33.166	21.753	32.160	1'44.995C	308,6	9:30'19.542

22° 66 T. SYKES [1'43.813]							
Lap	Seg1	Seg2	Seg3	Seg4	Lap Time	km/h	Local Time
1			35.040	22.759	33.316	203,4	9:03'01.738
2	17.927	32.972	21.490	31.837	1'44.226	<b>308,6</b>	9:04'45.964
3	17.871	32.873	21.518	<b>31.794</b>	1'44.056	307,7	9:06'30.020
4	17.845	<b>32.745</b>	21.523	31.901	1'44.014	306,8	9:08'14.034
5	18.213	34.708	22.563	32.708	1'48.192	306,8	9:10'02.226
6	17.767	32.754	<b>21.384</b>	31.908	<b>1'43.813</b>	306,8	9:11'46.039
7	<b>17.762</b>	32.780	21.569	31.942	1'44.053	307,7	9:13'30.092
8	18.465	34.587	22.323	45.795	2'01.170P	306,8	9:15'31.262
9	9'43.793	34.498	23.310	39.872	11'21.473P	194,2	9:26'52.735
10	17.897	33.066	24.730	33.206	1'48.899	<b>308,6</b>	9:28'41.634
11	18.204	33.102	23.089	33.194	1'47.589C	306,8	9:30'29.223

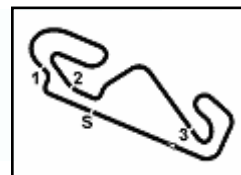
19° 76 L. BAZ [1'43.546]							
Lap	Seg1	Seg2	Seg3	Seg4	Lap Time	km/h	Local Time
1		35.347	22.410	32.523	133,2	9:02'15.924	
2	17.650	32.937	21.383	31.850	1'43.820	315,8	9:03'59.744
3	17.668	<b>32.739</b>	21.359	<b>31.780</b>	<b>1'43.546</b>	314,9	9:05'43.290
4	17.471	32.818	21.280	32.091	1'43.660	316,7	9:07'26.950
5	17.529	32.887	21.304	32.020	1'43.740	316,7	9:09'10.690
6	17.596	32.788	21.298	32.005	1'43.687	315,8	9:10'54.377
7	17.532	32.876	21.347	31.936	1'43.691	317,6	9:12'38.068
8	17.494	32.840	21.399	32.054	1'43.787	315,8	9:14'21.855
9	17.521	32.901	21.290	32.285	1'43.997	315,8	9:16'05.852
10	17.482	33.038	21.418	32.140	1'44.078	<b>319,5</b>	9:17'49.930
11	17.501	32.985	21.438	32.198	1'44.122	314,9	9:19'34.052
12	17.492	32.926	21.443	32.083	1'43.944	315,8	9:21'17.996

23° 32 I. VINALES [1'44.014]							
Lap	Seg1	Seg2	Seg3	Seg4	Lap Time	km/h	Local Time
1			34.752	25.867	34.153	194,9	9:01'58.789
2	18.059	32.960	21.556	32.301	1'44.876	300,8	9:03'43.665
3	19.353	39.760	21.663	32.008	1'52.784	<b>304,2</b>	9:05'36.449
4	<b>17.785</b>	32.959	21.478	31.890	1'44.112	300,8	9:07'20.561
5	17.887	<b>32.886</b>	<b>21.373</b>	<b>31.868</b>	<b>1'44.014</b>	301,7	9:09'04.575
6	17.804	33.086	21.480	31.933	1'44.303	303,4	9:10'48.878
7	17.825	33.515	22.185	46.026	1'59.551P	303,4	9:12'48.429

06/05/2023 P = Pits In/Out - C = Lap Time Cancelled

These data/results cannot be reproduced, stored and/or transmitted in whole or in part by any manner of electronic, mechanical, photocopying, recording, broadcasting or otherwise now known or herein after developed without the previous express consent by the copyright owner, except for reproduction in daily press and regular printed publications on sale to the public within 60 days of the event related to those data/results and always provided that copyright symbol appears together as follows below.

© DORNA WSBK ORGANIZATION Srl 2023



## Prosecco DOC Catalunya, 5-7 May 2023

### Chronological Analysis Free Practice 3rd Session

8	8'22.355	34.280	21.907	32.602	9'51.144P	196,7	9:22'39.573
9	18.116	33.749	21.769	32.660	1'46.294	295,1	9:24'25.867
10	18.219	33.756	21.622	32.218	1'45.815	295,1	9:26'11.682
11	18.419	33.636	21.884	32.511	1'46.450	296,7	9:27'58.132
12	18.333	33.656	21.747	32.335	1'46.071C	296,7	9:29'44.203
13	18.034	33.460	21.603	33.109	1'46.206	298,3	9:31'30.409

#### 24° 16 G. RUIU [1'45.508]

Lap	Seg.1	Seg.2	Seg.3	Seg.4	Lap Time	km/h	Local Time
1		34.962	22.363	33.608		183,1	9:01'54.246
2	18.510	34.363	21.963	32.857	1'47.693	297,5	9:03'41.939
3	18.190	33.811	22.067	33.005	1'47.073	300,0	9:05'29.012
4	18.132	33.311	<b>21.536</b>	33.310	1'46.289	305,9	9:07'15.301
5	<b>17.894</b>	33.329	21.628	32.657	<b>1'45.508</b>	<b>311,2</b>	9:09'00.809
6	17.916	33.394	21.603	46.735	1'59.648P	308,6	9:11'00.457
7	6'58.902	35.007	22.036	32.835	8'28.780P	113,1	9:19'29.237
8	18.119	33.530	21.792	32.769	1'46.210	303,4	9:21'15.447
9	18.126	33.596	21.727	32.621	1'46.070	303,4	9:23'01.517
10	17.973	<b>33.259</b>	21.597	32.721	1'45.550	304,2	9:24'47.067
11	18.020	33.445	21.855	<b>32.397</b>	1'45.717	305,9	9:26'32.784
12	17.956	33.425	21.772	32.454	1'45.607	309,5	9:28'18.391

#### 25° 22 A. LOWES

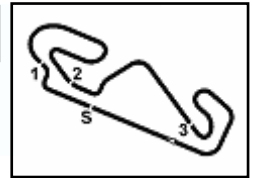
Lap	Seg.1	Seg.2	Seg.3	Seg.4	Lap Time	km/h	Local Time
1		37.132	21.865	46.688		124,7	9:02'39.088
2	23'12.726	34.516	22.211	<b>34.303</b>	24'43.756P	190,8	9:27'22.844
3	17.672	<b>32.541</b>	21.138	31.478	1'42.829C	314,0	9:29'05.673
4	<b>17.446</b>	32.568	<b>21.068</b>	31.487	1'42.569C	<b>315,8</b>	9:30'48.242

06/05/2023

P = Pits In/Out - C = Lap Time Cancelled

These data/results cannot be reproduced, stored and/or transmitted in whole or in part by any manner of electronic, mechanical, photocopying, recording, broadcasting or otherwise now known or herein after developed without the previous express consent by the copyright owner, except for reproduction in daily press and regular printed publications on sale to the public within 60 days of the event related to those data/results and always provided that copyright symbol appears together as follows below.

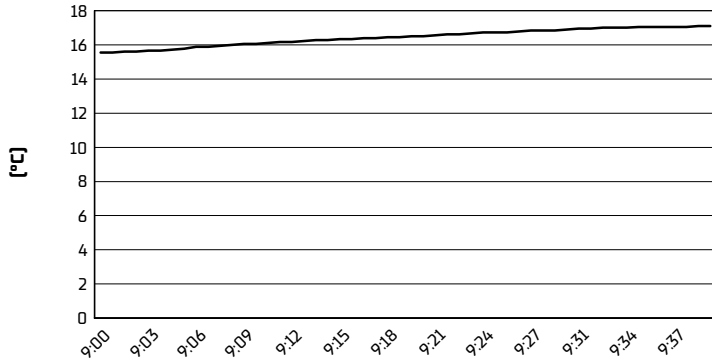
© DORNA WSBK ORGANIZATION Srl 2023



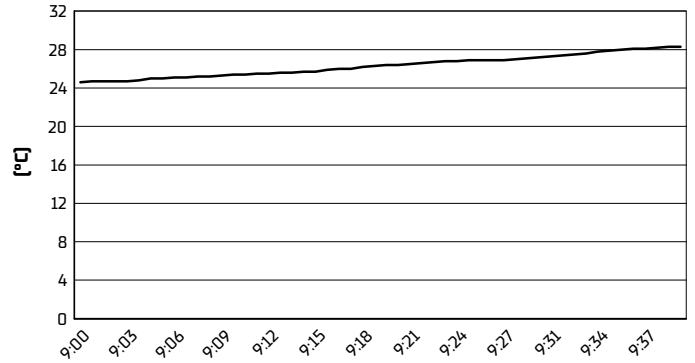
Circuit de Barcelona 4.657 m

**Prosecco DOC Catalunya, 5-7 May 2023**  
**Weather Report Free Practice 3rd Session**  
Session started 09:00 - Session ended 9:40

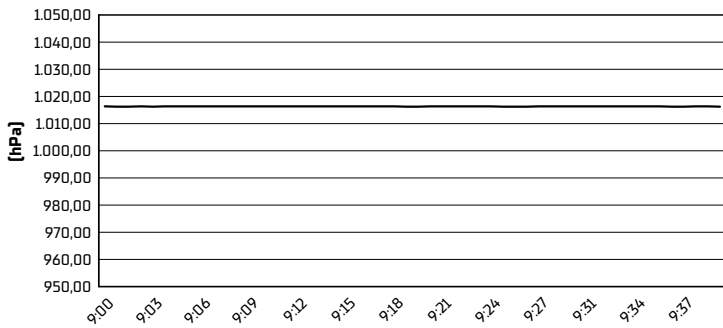
**Air Temperature**



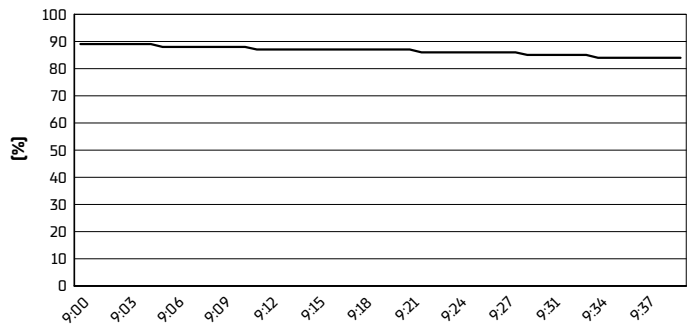
**Track Temperature**



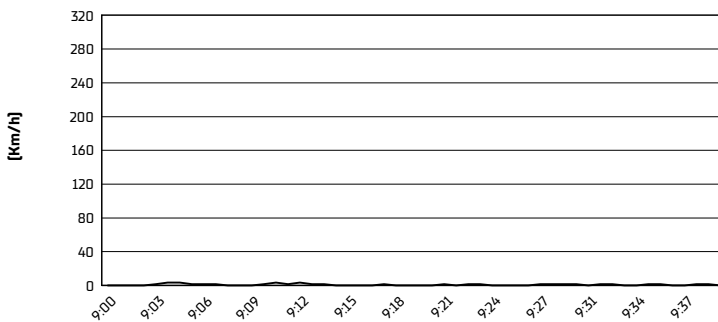
**Air Pressure**



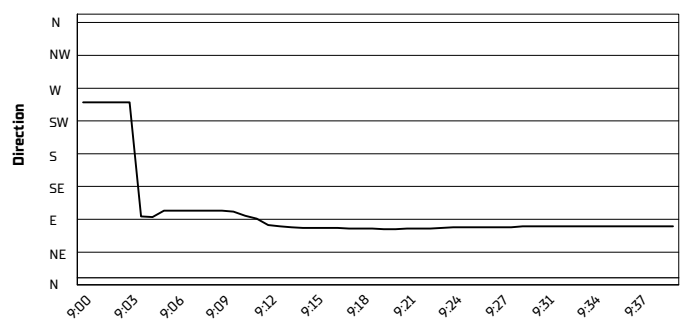
**Humidity**



**Wind Speed**



**Wind Direction**



06/05/2023

These data/results cannot be reproduced, stored and/or transmitted in whole or in part by any manner of electronic, mechanical, photocopying, recording, broadcasting or otherwise now known or herein after developed without the previous express consent by the copyright owner, except for reproduction in daily press and regular printed publications on sale to the public within 60 days of the event related to those data/results and always provided that copyright symbol appears together as follows below.

© DORNA WSBK ORGANIZATION Srl 2023