

Prosecco DOC Catalunya, 5-7 May 2023
Chronological Analysis Race 1

Start at 15:35'40.465

| 1° 11 N. BULEGA [1'45.650] | | | | | | | | 4° 28 G. VAN STRAALEN [1'45.809] | | | | | | | |
|----------------------------|---------------|---------------|---------------|---------------|-----------------|--------------|--------------|----------------------------------|---------------|---------------|---------------|---------------|-----------------|--------------|--------------|
| Lap | Seg1 | Seg2 | Seg3 | Seg4 | Lap Time | km/h | Local Time | Lap | Seg1 | Seg2 | Seg3 | Seg4 | Lap Time | km/h | Local Time |
| 1 | | 33.493 | 22.145 | 32.271 | 1'49.663 | 230,8 | 15:37'30.128 | 1 | | 33.566 | 22.041 | 32.263 | 1'50.203 | 241,6 | 15:37'30.668 |
| 2 | 18.630 | 33.029 | 21.879 | 32.112 | 1'45.650 | 269,3 | 15:39'15.778 | 2 | 18.753 | 33.455 | 21.825 | 32.470 | 1'46.503 | 279,8 | 15:39'17.171 |
| 3 | 18.690 | 33.047 | 21.833 | 32.089 | 1'45.659 | 268,7 | 15:41'01.437 | 3 | 18.714 | 33.448 | 21.724 | 32.445 | 1'46.331 | 278,4 | 15:41'03.502 |
| 4 | 18.627 | 33.081 | 21.873 | 32.092 | 1'45.673 | 269,3 | 15:42'47.110 | 4 | 18.453 | 33.328 | 21.954 | 32.074 | 1'45.809 | 276,9 | 15:42'49.311 |
| 5 | 18.627 | 33.149 | 21.884 | 32.063 | 1'45.723 | 268,7 | 15:44'32.833 | 5 | 18.521 | 33.267 | 21.935 | 32.202 | 1'45.925 | 279,8 | 15:44'35.236 |
| 6 | 18.696 | 33.019 | 21.887 | 32.051 | 1'45.653 | 268,7 | 15:46'18.486 | 6 | 18.622 | 33.355 | 21.873 | 32.223 | 1'46.073 | 276,9 | 15:46'21.309 |
| 7 | 18.884 | 33.354 | 21.981 | 32.313 | 1'46.532 | 267,3 | 15:48'05.018 | 7 | 18.492 | 33.362 | 22.024 | 32.211 | 1'46.089 | 276,9 | 15:48'07.398 |
| 8 | 18.546 | 33.196 | 21.939 | 32.136 | 1'45.817 | 273,4 | 15:49'50.835 | 8 | 18.558 | 33.335 | 21.954 | 32.357 | 1'46.204 | 273,4 | 15:49'53.602 |
| 9 | 18.652 | 33.153 | 21.885 | 32.741 | 1'46.431 | 268,7 | 15:51'37.266 | 9 | 18.502 | 33.283 | 21.954 | 32.309 | 1'46.048 | 275,5 | 15:51'39.650 |
| 10 | 18.582 | 33.494 | 21.875 | 32.062 | 1'46.013 | 277,6 | 15:53'23.279 | 10 | 18.547 | 33.438 | 21.857 | 32.295 | 1'46.137 | 275,5 | 15:53'25.787 |
| 11 | 18.653 | 33.110 | 21.900 | 32.056 | 1'45.719 | 268,7 | 15:55'08.998 | 11 | 18.649 | 33.374 | 21.915 | 32.367 | 1'46.305 | 274,1 | 15:55'12.092 |
| 12 | 18.637 | 33.191 | 21.910 | 32.109 | 1'45.847 | 269,3 | 15:56'54.845 | 12 | 18.503 | 33.421 | 21.943 | 32.291 | 1'46.158 | 272,7 | 15:56'58.250 |
| 13 | 18.691 | 33.206 | 21.980 | 32.289 | 1'46.166 | 269,3 | 15:58'41.011 | 13 | 18.561 | 33.427 | 22.028 | 32.540 | 1'46.556 | 274,1 | 15:58'44.806 |
| 14 | 18.645 | 33.395 | 21.968 | 32.360 | 1'46.368 | 269,3 | 16:00'27.379 | 14 | 18.585 | 33.520 | 21.984 | 32.325 | 1'46.414 | 274,1 | 16:00'31.220 |
| 15 | 18.764 | 33.365 | 22.060 | 32.324 | 1'46.513 | 268,7 | 16:02'13.892 | 15 | 18.487 | 33.531 | 22.021 | 32.367 | 1'46.406 | 276,9 | 16:02'17.626 |
| 16 | 18.715 | 33.411 | 21.987 | 32.334 | 1'46.447 | 269,3 | 16:04'00.339 | 16 | 18.529 | 33.561 | 22.017 | 32.557 | 1'46.664 | 274,8 | 16:04'04.290 |
| 17 | 18.679 | 33.314 | 21.992 | 32.350 | 1'46.335 | 269,3 | 16:05'46.674 | 17 | 18.514 | 33.608 | 22.087 | 32.526 | 1'46.735 | 274,1 | 16:05'51.025 |
| 18 | 18.667 | 33.309 | 21.973 | 32.268 | 1'46.217 | 269,3 | 16:07'32.891 | 18 | 18.608 | 33.784 | 21.972 | 32.493 | 1'46.857 | 278,4 | 16:07'37.882 |
| Race Time 31'52.426 | | | | | | | | Race Time 31'57.417 | | | | | | | |

| 2° 23 M. SCHROETTER [1'45.634] | | | | | | | | 5° 64 F. CARICASULO [1'45.625] | | | | | | | |
|--------------------------------|---------------|---------------|---------------|---------------|-----------------|--------------|--------------|--------------------------------|---------------|---------------|---------------|---------------|-----------------|--------------|--------------|
| Lap | Seg1 | Seg2 | Seg3 | Seg4 | Lap Time | km/h | Local Time | Lap | Seg1 | Seg2 | Seg3 | Seg4 | Lap Time | km/h | Local Time |
| 1 | | 33.407 | 22.142 | 32.221 | 1'50.056 | 234,3 | 15:37'30.521 | 1 | | 33.595 | 22.069 | 32.342 | 1'49.591 | 234,8 | 15:37'30.056 |
| 2 | 18.789 | 33.340 | 21.901 | 32.237 | 1'46.267 | 276,9 | 15:39'16.788 | 2 | 18.988 | 33.257 | 21.888 | 32.112 | 1'46.245 | 268,7 | 15:39'16.301 |
| 3 | 18.732 | 33.147 | 21.812 | 31.989 | 1'45.680 | 273,4 | 15:41'02.468 | 3 | 18.466 | 33.156 | 21.949 | 32.121 | 1'45.692 | 282,0 | 15:41'01.993 |
| 4 | 18.635 | 33.305 | 21.898 | 32.085 | 1'45.923 | 275,5 | 15:42'48.391 | 4 | 18.432 | 33.183 | 21.875 | 32.135 | 1'45.625 | 276,2 | 15:42'47.618 |
| 5 | 18.572 | 33.196 | 21.946 | 32.069 | 1'45.783 | 276,9 | 15:44'34.174 | 5 | 18.441 | 33.221 | 21.919 | 32.128 | 1'45.709 | 276,2 | 15:44'33.327 |
| 6 | 18.421 | 33.135 | 21.972 | 32.106 | 1'45.634 | 276,9 | 15:46'19.808 | 6 | 18.641 | 33.356 | 22.041 | 32.206 | 1'46.244 | 274,8 | 15:46'19.571 |
| 7 | 18.915 | 33.324 | 21.946 | 32.162 | 1'46.347 | 276,9 | 15:48'06.155 | 7 | 18.821 | 33.434 | 22.031 | 32.140 | 1'46.426 | 273,4 | 15:48'05.997 |
| 8 | 18.473 | 33.511 | 22.044 | 32.116 | 1'46.144 | 281,3 | 15:49'52.299 | 8 | 18.560 | 33.531 | 22.443 | 32.605 | 1'47.139 | 276,9 | 15:49'53.136 |
| 9 | 18.459 | 33.300 | 21.953 | 32.153 | 1'45.865 | 274,8 | 15:51'38.164 | 9 | 18.493 | 33.350 | 21.928 | 32.175 | 1'45.946 | 279,1 | 15:51'39.082 |
| 10 | 18.468 | 33.210 | 21.942 | 32.170 | 1'45.790 | 273,4 | 15:53'23.954 | 10 | 18.504 | 33.411 | 21.942 | 32.262 | 1'46.119 | 277,6 | 15:53'25.201 |
| 11 | 18.452 | 33.425 | 21.920 | 32.121 | 1'45.918 | 276,2 | 15:55'09.872 | 11 | 18.372 | 33.370 | 21.932 | 32.275 | 1'45.949 | 276,2 | 15:55'11.150 |
| 12 | 18.500 | 33.275 | 21.973 | 32.163 | 1'45.911 | 274,1 | 15:56'55.783 | 12 | 18.369 | 33.536 | 22.039 | 32.289 | 1'46.233 | 278,4 | 15:56'57.383 |
| 13 | 18.662 | 33.469 | 22.028 | 32.207 | 1'46.366 | 272,7 | 15:58'42.149 | 13 | 18.576 | 33.509 | 22.140 | 32.350 | 1'46.575 | 277,6 | 15:58'43.958 |
| 14 | 18.739 | 33.754 | 22.063 | 32.126 | 1'46.682 | 270,0 | 16:00'28.831 | 14 | 18.451 | 33.620 | 22.025 | 32.350 | 1'46.446 | 277,6 | 16:00'30.404 |
| 15 | 18.529 | 33.449 | 21.939 | 32.180 | 1'46.097 | 274,8 | 16:02'14.928 | 15 | 18.507 | 33.580 | 21.993 | 32.510 | 1'46.590 | 274,8 | 16:02'16.994 |
| 16 | 18.674 | 33.300 | 21.970 | 32.086 | 1'46.030 | 269,3 | 16:04'00.958 | 16 | 18.475 | 33.595 | 22.009 | 32.587 | 1'46.666 | 274,8 | 16:04'03.660 |
| 17 | 18.544 | 33.375 | 21.923 | 32.283 | 1'46.125 | 273,4 | 16:05'47.083 | 17 | 18.455 | 33.898 | 22.092 | 32.687 | 1'47.132 | 274,1 | 16:05'50.792 |
| 18 | 18.527 | 33.431 | 21.965 | 32.511 | 1'46.434 | 274,1 | 16:07'33.517 | 18 | 18.641 | 34.107 | 22.084 | 32.734 | 1'47.566 | 273,4 | 16:07'38.358 |
| Race Time 31'53.052 | | | | | | | | Race Time 31'57.893 | | | | | | | |

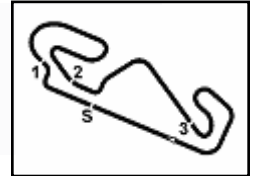
| 3° 54 B. SOFUOGLU [1'45.255] | | | | | | | | 6° 62 S. MANZI [1'45.720] | | | | | | | |
|------------------------------|---------------|---------------|---------------|---------------|-----------------|--------------|--------------|--------------------------------|---------------|---------------|---------------|---------------|-----------------|--------------|--------------|
| Lap | Seg1 | Seg2 | Seg3 | Seg4 | Lap Time | km/h | Local Time | Lap | Seg1 | Seg2 | Seg3 | Seg4 | Lap Time | km/h | Local Time |
| 1 | | 33.555 | 21.933 | 32.208 | 1'50.428 | 236,3 | 15:37'30.893 | 1 | | 33.709 | 22.051 | 32.207 | 1'50.723 | 237,9 | 15:37'31.188 |
| 2 | 18.644 | 33.513 | 21.863 | 32.305 | 1'46.325 | 282,7 | 15:39'17.218 | 2 | 18.590 | 33.488 | 21.892 | 32.303 | 1'46.273 | 282,7 | 15:39'17.461 |
| 3 | 18.503 | 33.150 | 21.807 | 32.022 | 1'45.482 | 279,8 | 15:41'02.700 | 3 | 18.578 | 33.201 | 21.833 | 32.161 | 1'45.773 | 282,0 | 15:41'03.234 |
| 4 | 18.286 | 33.256 | 21.794 | 32.084 | 1'45.420 | 283,5 | 15:42'48.120 | 4 | 18.498 | 33.295 | 21.977 | 32.112 | 1'45.882 | 275,5 | 15:42'49.116 |
| 5 | 18.347 | 33.073 | 21.874 | 32.088 | 1'45.382 | 283,5 | 15:44'33.502 | 5 | 18.470 | 33.303 | 21.875 | 32.131 | 1'45.779 | 275,5 | 15:44'34.895 |
| 6 | 18.270 | 33.134 | 21.821 | 32.030 | 1'45.255 | 281,3 | 15:46'18.757 | 6 | 18.550 | 33.317 | 21.908 | 32.173 | 1'45.948 | 275,5 | 15:46'20.843 |
| 7 | 18.376 | 33.343 | 22.031 | 32.382 | 1'46.132 | 277,6 | 15:48'04.889 | 7 | 18.459 | 33.184 | 21.924 | 32.153 | 1'45.720 | 273,4 | 15:48'06.563 |
| 8 | 18.784 | 33.255 | 21.945 | 32.316 | 1'46.300 | 264,7 | 15:49'51.189 | 8 | 18.438 | 33.403 | 22.088 | 32.308 | 1'46.237 | 276,2 | 15:49'52.800 |
| 9 | 18.438 | 33.240 | 21.735 | 32.525 | 1'45.938 | 276,9 | 15:51'37.127 | 9 | 18.421 | 33.317 | 21.902 | 32.199 | 1'45.839 | 275,5 | 15:51'38.639 |
| 10 | 18.831 | 33.444 | 22.030 | 32.254 | 1'46.559 | 270,0 | 15:53'23.686 | 10 | 18.454 | 33.284 | 21.831 | 32.188 | 1'45.757 | 274,1 | 15:53'24.396 |
| 11 | 18.550 | 33.228 | 21.838 | 32.251 | 1'45.867 | 274,8 | 15:55'09.553 | 11 | 18.477 | 33.361 | 21.944 | 32.162 | 1'45.944 | 276,9 | 15:55'10.340 |
| 12 | 18.521 | 33.269 | 22.468 | 32.237 | 1'46.495 | 274,1 | 15:56'56.048 | 12 | 18.451 | 33.278 | 21.938 | 32.189 | 1'45.856 | 274,8 | 15:56'56.196 |
| 13 | 18.546 | 33.574 | 21.985 | 32.252 | 1'46.357 | 282,0 | 15:58'42.405 | 13 | 18.513 | 33.794 | 21.890 | 32.250 | 1'46.447 | 283,5 | 15:58'42.643 |
| 14 | 18.572 | 33.386 | 21.973 | 32.382 | 1'46.313 | 282,0 | 16:00'28.718 | 14 | 18.409 | 33.563 | 22.232 | 32.193 | 1'46.397 | 279,8 | 16:00'29.040 |
| 15 | 18.537 | 33.944 | 22.045 | 32.365 | 1'46.891 | 270,7 | 16:02'15.609 | 15 | 18.483 | 33.603 | 22.005 | 32.260 | 1'46.351 | 274,8 | 16:02'15.391 |
| 16 | 18.612 | 33.611 | 22.094 | 32.305 | 1'46.622 | 282,0 | 16:04'02.231 | 16 | 18.749 | 33.612 | 22.053 | 32.265 | 1'46.679 | 272,7 | 16:04'02.070 |
| 17 | 18.514 | 33.408 | 21.893 | 32.583 | 1'46.398 | 276,2 | 16:05'48.629 | 17 | 18.770 | 33.486 | 21.941 | 32.473 | 1'46.670 | 272,0 | 16:05'48.740 |
| 18 | 19.231 | 34.316 | 21.920 | 32.791 | 1'48.258 | 272,0 | 16:07'36.887 | 18 | 18.978 | 34.267 | 22.018 | 32.890 | 1'48.153 | 280,5 | 16:07'36.893 |
| Race Time 31'56.422 | | | | | | | | Race Time 31'56.428 + 3.000Pen | | | | | | | |

06/05/2023 P = Pits In/Out - C = Lap Time Cancelled

These data/results cannot be reproduced, stored and/or transmitted in whole or in part by any manner of electronic, mechanical, photocopying, recording, broadcasting or otherwise now known or herein after developed without the previous express consent by the copyright owner, except for reproduction in daily press and regular printed publications on sale to the public within 60 days of the event related to those data/results and always provided that copyright symbol appears together as follows below.

© DORNA WSBK ORGANIZATION Srl 2023





Prosecco DOC Catalunya, 5-7 May 2023
Chronological Analysis Race 1

Circuit de Barcelona 4.657 m

Start at 15:35'40.465

2 / 6

| 7° 9 J. NAVARRO [1'45.782] | | | | | | | | 10° 66 N. TUULI [1'45.775] | | | | | | | |
|----------------------------|---------------|---------------|---------------|---------------|-----------------|--------------|--------------|----------------------------|---------------|---------------|---------------|---------------|-----------------|--------------|--------------|
| Lap | Seg1 | Seg2 | Seg3 | Seg4 | Lap Time | km/h | Local Time | Lap | Seg1 | Seg2 | Seg3 | Seg4 | Lap Time | km/h | Local Time |
| 1 | | 33.593 | 22.128 | 32.337 | 1'50.538 | 235,8 | 15:37'31.003 | 1 | | 34.512 | 22.858 | 32.266 | 1'53.043 | 234,3 | 15:37'33.508 |
| 2 | 18.661 | 34.279 | 22.140 | 32.646 | 1'47.726 | 283,5 | 15:39'18.729 | 2 | 18.638 | 33.442 | 22.056 | 32.129 | 1'46.265 | 281,3 | 15:39'19.773 |
| 3 | 18.495 | 33.247 | 22.027 | 32.013 | 1'45.782 | 277,6 | 15:41'04.511 | 3 | 18.593 | 33.586 | 22.144 | 32.259 | 1'46.582 | 279,8 | 15:41'06.355 |
| 4 | 18.670 | 33.431 | 21.983 | 32.125 | 1'46.209 | 272,0 | 15:42'50.720 | 4 | 19.070 | 33.235 | 21.895 | 32.239 | 1'46.439 | 274,8 | 15:42'52.794 |
| 5 | 18.534 | 33.245 | 22.025 | 32.170 | 1'45.974 | 275,5 | 15:44'36.694 | 5 | 18.555 | 33.252 | 22.019 | 32.306 | 1'46.132 | 275,5 | 15:44'38.926 |
| 6 | 18.580 | 33.254 | 22.009 | 32.109 | 1'45.952 | 272,0 | 15:46'22.646 | 6 | 18.599 | 33.504 | 22.010 | 32.126 | 1'46.239 | 276,9 | 15:46'25.165 |
| 7 | 18.617 | 33.211 | 22.039 | 32.139 | 1'46.006 | 270,7 | 15:48'08.652 | 7 | 18.445 | 33.246 | 21.929 | 32.155 | 1'45.775 | 272,7 | 15:48'10.940 |
| 8 | 18.595 | 33.345 | 22.025 | 32.183 | 1'46.148 | 270,7 | 15:49'54.800 | 8 | 18.544 | 33.279 | 22.050 | 32.321 | 1'46.194 | 274,8 | 15:49'57.134 |
| 9 | 18.561 | 33.299 | 21.944 | 32.268 | 1'46.072 | 271,4 | 15:51'40.872 | 9 | 18.645 | 33.420 | 22.130 | 32.330 | 1'46.525 | 278,4 | 15:51'43.659 |
| 10 | 18.613 | 33.331 | 21.939 | 32.200 | 1'46.083 | 270,7 | 15:53'26.955 | 10 | 18.540 | 33.332 | 21.995 | 32.335 | 1'46.202 | 273,4 | 15:53'29.861 |
| 11 | 18.591 | 33.364 | 21.990 | 32.362 | 1'46.307 | 270,0 | 15:55'13.262 | 11 | 18.589 | 33.447 | 22.118 | 32.466 | 1'46.620 | 270,7 | 15:55'16.481 |
| 12 | 18.611 | 33.388 | 21.953 | 32.204 | 1'46.156 | 270,7 | 15:56'59.418 | 12 | 18.853 | 33.475 | 22.120 | 32.500 | 1'46.948 | 270,0 | 15:57'03.429 |
| 13 | 18.662 | 33.405 | 22.077 | 32.390 | 1'46.534 | 272,7 | 15:58'45.952 | 13 | 18.854 | 33.596 | 22.081 | 32.369 | 1'46.900 | 267,3 | 15:58'50.329 |
| 14 | 18.592 | 33.470 | 22.122 | 32.407 | 1'46.591 | 272,7 | 16:00'32.646 | 14 | 18.668 | 33.502 | 22.112 | 32.422 | 1'46.704 | 275,5 | 16:00'37.033 |
| 15 | 18.683 | 33.577 | 22.094 | 32.589 | 1'46.943 | 270,7 | 16:02'19.486 | 15 | 18.522 | 33.559 | 22.251 | 32.647 | 1'46.979 | 270,7 | 16:02'24.012 |
| 16 | 18.737 | 33.648 | 22.081 | 32.659 | 1'47.125 | 271,4 | 16:04'06.611 | 16 | 18.754 | 33.673 | 22.087 | 32.569 | 1'47.083 | 270,7 | 16:04'11.095 |
| 17 | 18.676 | 33.792 | 22.145 | 32.810 | 1'47.423 | 271,4 | 16:05'54.034 | 17 | 18.711 | 33.620 | 22.140 | 32.738 | 1'47.209 | 271,4 | 16:05'58.304 |
| 18 | 18.719 | 33.909 | 22.208 | 32.921 | 1'47.757 | 279,1 | 16:07'41.791 | 18 | 18.919 | 33.790 | 22.171 | 32.653 | 1'47.533 | 266,0 | 16:07'45.837 |
| Race Time 32'01.326 | | | | | | | | Race Time 32'05.372 | | | | | | | |

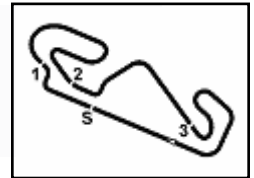
| 8° 94 V. DEBISE [1'45.752] | | | | | | | | 11° 55 Y. MONTELLA [1'45.897] | | | | | | | |
|----------------------------|---------------|---------------|---------------|---------------|-----------------|--------------|--------------|-------------------------------|---------------|---------------|---------------|---------------|-----------------|--------------|--------------|
| Lap | Seg1 | Seg2 | Seg3 | Seg4 | Lap Time | km/h | Local Time | Lap | Seg1 | Seg2 | Seg3 | Seg4 | Lap Time | km/h | Local Time |
| 1 | | 33.316 | 22.186 | 32.204 | 1'49.904 | 235,3 | 15:37'30.369 | 1 | | 33.429 | 22.105 | 32.309 | 1'49.842 | 238,4 | 15:37'30.307 |
| 2 | 18.510 | 33.041 | 22.080 | 32.121 | 1'45.752 | 272,7 | 15:39'16.121 | 2 | 18.837 | 33.356 | 21.981 | 32.466 | 1'46.640 | 270,0 | 15:39'16.947 |
| 3 | 18.748 | 33.199 | 22.046 | 32.029 | 1'46.022 | 273,4 | 15:41'02.143 | 3 | 20.148 | 33.594 | 21.934 | 31.967 | 1'47.643 | 274,8 | 15:41'04.590 |
| 4 | 18.531 | 33.083 | 22.053 | 32.089 | 1'45.756 | 279,1 | 15:42'47.899 | 4 | 18.487 | 33.276 | 22.084 | 32.244 | 1'46.091 | 276,2 | 15:42'50.681 |
| 5 | 18.460 | 33.375 | 22.087 | 32.055 | 1'45.977 | 274,8 | 15:44'33.876 | 5 | 20.243 | 33.894 | 22.062 | 32.239 | 1'48.438 | 277,6 | 15:44'39.119 |
| 6 | 18.456 | 33.197 | 21.986 | 32.201 | 1'45.840 | 274,8 | 15:46'19.716 | 6 | 18.643 | 33.560 | 22.089 | 32.256 | 1'46.548 | 277,6 | 15:46'25.667 |
| 7 | 18.238 | 33.381 | 22.077 | 32.325 | 1'46.021 | 278,4 | 15:48'05.737 | 7 | 18.391 | 33.196 | 22.121 | 32.189 | 1'45.897 | 280,5 | 15:48'11.564 |
| 8 | 18.633 | 33.321 | 22.057 | 32.228 | 1'46.239 | 268,7 | 15:49'51.976 | 8 | 18.577 | 33.302 | 22.076 | 32.251 | 1'46.206 | 274,8 | 15:49'57.770 |
| 9 | 18.553 | 33.291 | 21.948 | 32.277 | 1'46.069 | 270,0 | 15:51'38.045 | 9 | 18.680 | 33.323 | 22.194 | 32.337 | 1'46.534 | 272,7 | 15:51'44.304 |
| 10 | 18.780 | 33.316 | 22.059 | 32.440 | 1'46.595 | 268,0 | 15:53'24.640 | 10 | 18.650 | 33.486 | 22.151 | 32.312 | 1'46.599 | 274,1 | 15:53'30.903 |
| 11 | 18.482 | 33.348 | 21.991 | 32.290 | 1'46.111 | 276,2 | 15:55'10.751 | 11 | 18.688 | 33.483 | 22.187 | 32.511 | 1'46.869 | 273,4 | 15:55'17.772 |
| 12 | 18.476 | 33.389 | 22.047 | 32.333 | 1'46.245 | 273,4 | 15:56'56.996 | 12 | 18.699 | 33.468 | 22.067 | 32.340 | 1'46.574 | 270,7 | 15:57'04.346 |
| 13 | 18.650 | 33.629 | 22.117 | 32.475 | 1'46.871 | 271,4 | 15:58'43.867 | 13 | 18.619 | 33.562 | 22.444 | 32.673 | 1'47.298 | 274,8 | 15:58'51.644 |
| 14 | 18.701 | 33.700 | 22.086 | 32.565 | 1'47.052 | 271,4 | 16:00'30.919 | 14 | 18.702 | 33.548 | 22.175 | 32.433 | 1'46.858 | 275,5 | 16:00'38.502 |
| 15 | 18.620 | 33.826 | 22.167 | 32.698 | 1'47.311 | 274,1 | 16:02'18.230 | 15 | 18.829 | 33.678 | 22.191 | 32.702 | 1'47.400 | 268,7 | 16:02'25.902 |
| 16 | 18.625 | 33.972 | 22.159 | 32.863 | 1'47.619 | 273,4 | 16:04'05.849 | 16 | 18.842 | 33.801 | 22.376 | 32.797 | 1'47.816 | 268,7 | 16:04'13.718 |
| 17 | 18.690 | 34.012 | 22.193 | 33.107 | 1'48.002 | 270,7 | 16:05'53.851 | 17 | 18.855 | 33.816 | 22.268 | 32.892 | 1'47.831 | 268,0 | 16:06'01.549 |
| 18 | 19.012 | 34.032 | 22.207 | 33.342 | 1'48.593 | 270,0 | 16:07'42.444 | 18 | 18.836 | 33.912 | 22.379 | 32.905 | 1'48.032 | 266,7 | 16:07'49.581 |
| Race Time 32'01.979 | | | | | | | | Race Time 32'09.116 | | | | | | | |

| 9° 29 N. SPINELLI [1'45.880] | | | | | | | | 12° 99 A. HUERTAS [1'46.535] | | | | | | | |
|------------------------------|---------------|---------------|---------------|---------------|-----------------|--------------|--------------|------------------------------|---------------|---------------|---------------|---------------|-----------------|--------------|--------------|
| Lap | Seg1 | Seg2 | Seg3 | Seg4 | Lap Time | km/h | Local Time | Lap | Seg1 | Seg2 | Seg3 | Seg4 | Lap Time | km/h | Local Time |
| 1 | | | | 32.326 | 1'51.641 | 234,3 | 15:37'32.106 | 1 | | 33.700 | 22.156 | 32.249 | 1'50.991 | 243,8 | 15:37'31.456 |
| 2 | 18.863 | | | 32.354 | 1'46.871 | 274,8 | 15:39'18.977 | 2 | 18.476 | 33.788 | 21.992 | 32.917 | 1'47.173 | 279,8 | 15:39'18.629 |
| 3 | 18.723 | | | 32.161 | 1'46.631 | 279,1 | 15:41'05.608 | 3 | 18.701 | 33.467 | 22.048 | 32.361 | 1'46.577 | 272,0 | 15:41'05.206 |
| 4 | 18.627 | | | 32.333 | 1'46.367 | 275,5 | 15:42'51.975 | 4 | 18.672 | 33.467 | 22.001 | 32.550 | 1'46.690 | 272,7 | 15:42'51.896 |
| 5 | 18.436 | | | 32.191 | 1'45.880 | 273,4 | 15:44'37.855 | 5 | 18.683 | 33.572 | 22.053 | 32.415 | 1'46.723 | 273,4 | 15:44'38.619 |
| 6 | 18.616 | 33.419 | 22.045 | 32.260 | 1'46.340 | 272,0 | 15:46'24.195 | 6 | 18.604 | 33.953 | 22.058 | 32.339 | 1'46.954 | 271,4 | 15:46'25.573 |
| 7 | 18.723 | | | 32.252 | 1'46.348 | 271,4 | 15:48'10.543 | 7 | 18.584 | 33.610 | 21.996 | 32.345 | 1'46.535 | 276,2 | 15:48'12.108 |
| 8 | 18.647 | 33.313 | 22.114 | 32.238 | 1'46.312 | 272,7 | 15:49'56.855 | 8 | 18.638 | 33.695 | 22.175 | 32.483 | 1'46.991 | 275,5 | 15:49'59.099 |
| 9 | 18.583 | 33.400 | 22.104 | 32.339 | 1'46.426 | 270,7 | 15:51'43.281 | 9 | 18.727 | 33.707 | 22.230 | 32.556 | 1'47.220 | 270,7 | 15:51'46.319 |
| 10 | 18.722 | 33.349 | 22.019 | 32.363 | 1'46.453 | 267,3 | 15:53'29.734 | 10 | 18.637 | 33.959 | 22.245 | 32.445 | 1'47.286 | 270,0 | 15:53'33.605 |
| 11 | 18.867 | 33.526 | 22.162 | 32.334 | 1'46.889 | 266,7 | 15:55'16.623 | 11 | 18.703 | 33.698 | 22.061 | 32.490 | 1'46.952 | 273,4 | 15:55'20.557 |
| 12 | 18.836 | 33.562 | 22.109 | 32.395 | 1'46.902 | 274,1 | 15:57'03.525 | 12 | 18.661 | 33.678 | 22.099 | 32.501 | 1'46.939 | 270,0 | 15:57'07.496 |
| 13 | 18.591 | 33.534 | 22.112 | 32.357 | 1'46.594 | 269,3 | 15:58'50.119 | 13 | 18.594 | 33.774 | 22.097 | 32.623 | 1'47.088 | 271,4 | 15:58'54.584 |
| 14 | 18.672 | 33.461 | 22.184 | 32.498 | 1'46.815 | 268,0 | 16:00'36.934 | 14 | 18.668 | 33.805 | 22.109 | 32.428 | 1'47.010 | 272,0 | 16:00'41.594 |
| 15 | 18.842 | 33.634 | 22.186 | 32.559 | 1'47.221 | 267,3 | 16:02'24.155 | 15 | 18.691 | 33.803 | 22.089 | 32.452 | 1'47.035 | 280,5 | 16:02'28.629 |
| 16 | 18.483 | 33.607 | 22.148 | 32.555 | 1'46.793 | 276,9 | 16:04'10.948 | 16 | 18.611 | 33.714 | 22.114 | 32.492 | 1'46.931 | 276,9 | 16:04'15.560 |
| 17 | 19.023 | 33.702 | 22.114 | 32.615 | 1'47.454 | 267,3 | 16:05'58.402 | 17 | 18.675 | 33.812 | 22.126 | 32.529 | 1'47.142 | 270,7 | 16:06'02.702 |
| 18 | 18.624 | 33.733 | 22.198 | 32.627 | 1'47.182 | 270,0 | 16:07'45.584 | 18 | 18.637 | 33.763 | 22.119 | 32.444 | 1'46.963 | 273,4 | 16:07'49.665 |
| Race Time 32'05.119 | | | | | | | | Race Time 32'09.200 | | | | | | | |

06/05/2023 P = Pits In/Dut - C = Lap Time Cancelled

These data/results cannot be reproduced, stored and/or transmitted in whole or in part by any manner of electronic, mechanical, photocopying, recording, broadcasting or otherwise now known or herein after developed without the previous express consent by the copyright owner, except for reproduction in daily press and regular printed publications on sale to the public within 60 days of the event related to those data/results and always provided that copyright symbol appears together as follows below.

© DORNA WSBK ORGANIZATION Srl 2023



Prosecco DOC Catalunya, 5-7 May 2023
Chronological Analysis Race 1

Start at 15:35'40.465

| 13° 69 T. BOOTH-AMOS [1'46.094] | | | | | | | | 16° 14 L. MAHIAS [1'46.335] | | | | | | | |
|---------------------------------|---------------|---------------|---------------|---------------|-----------------|--------------|--------------|-----------------------------|---------------|---------------|---------------|---------------|-----------------|--------------|--------------|
| Lap | Seg1 | Seg2 | Seg3 | Seg4 | Lap Time | km/h | Local Time | Lap | Seg1 | Seg2 | Seg3 | Seg4 | Lap Time | km/h | Local Time |
| 1 | | 34.317 | 22.146 | 32.134 | 1'51.716 | 241,1 | 15:37'32.181 | 1 | | 34.758 | 22.266 | 32.471 | 1'52.481 | 231,8 | 15:37'32.946 |
| 2 | 18.731 | 33.271 | 22.138 | 32.477 | 1'46.617 | 277,6 | 15:39'18.798 | 2 | 18.850 | 33.554 | 22.108 | 32.041 | 1'46.553 | 272,7 | 15:39'19.499 |
| 3 | 18.770 | 33.505 | 22.099 | 32.140 | 1'46.514 | 273,4 | 15:41'05.312 | 3 | 18.698 | 33.543 | 22.081 | 33.203 | 1'47.525 | 278,4 | 15:41'07.024 |
| 4 | 18.677 | 33.735 | 22.082 | 32.421 | 1'46.915 | 274,8 | 15:42'52.227 | 4 | 18.568 | 33.516 | 22.191 | 32.189 | 1'46.464 | 271,4 | 15:42'53.488 |
| 5 | 18.711 | 33.353 | 22.132 | 32.278 | 1'46.474 | 276,2 | 15:44'38.701 | 5 | 18.668 | 33.559 | 22.182 | 32.544 | 1'46.953 | 271,4 | 15:44'40.441 |
| 6 | 18.620 | 33.500 | 21.980 | 32.236 | 1'46.336 | 272,0 | 15:46'25.037 | 6 | 18.816 | 33.617 | 22.163 | 32.229 | 1'46.825 | 269,3 | 15:46'27.266 |
| 7 | 18.755 | 33.282 | 22.077 | 32.113 | 1'46.227 | 271,4 | 15:48'11.264 | 7 | 18.643 | 33.447 | 22.116 | 32.229 | 1'46.435 | 271,4 | 15:48'13.701 |
| 8 | 18.671 | 33.293 | 21.952 | 32.178 | 1'46.094 | 272,0 | 15:49'57.358 | 8 | 18.624 | 33.435 | 22.172 | 32.383 | 1'46.614 | 270,0 | 15:50'00.315 |
| 9 | 18.653 | 33.394 | 22.035 | 32.491 | 1'46.573 | 276,2 | 15:51'43.931 | 9 | 18.609 | 33.418 | 22.110 | 32.198 | 1'46.335 | 270,7 | 15:51'46.650 |
| 10 | 18.643 | 33.356 | 22.061 | 32.454 | 1'46.514 | 276,9 | 15:53'30.445 | 10 | 18.573 | 33.626 | 22.177 | 32.363 | 1'46.739 | 271,4 | 15:53'33.389 |
| 11 | 18.522 | 33.567 | 22.247 | 32.360 | 1'46.696 | 277,6 | 15:55'17.141 | 11 | 18.693 | 33.479 | 22.197 | 32.308 | 1'46.677 | 269,3 | 15:55'20.066 |
| 12 | 18.608 | 33.612 | 22.131 | 32.539 | 1'46.890 | 279,1 | 15:57'04.033 | 12 | 18.650 | 33.631 | 22.187 | 32.411 | 1'46.879 | 268,7 | 15:57'06.945 |
| 13 | 18.607 | 33.797 | 22.235 | 32.863 | 1'47.502 | 277,6 | 15:58'51.531 | 13 | 18.644 | 33.710 | 22.222 | 32.554 | 1'47.130 | 269,3 | 15:58'54.075 |
| 14 | 18.928 | 33.798 | 22.403 | 32.445 | 1'47.574 | 272,0 | 16:00'39.107 | 14 | 18.761 | 33.771 | 22.264 | 32.518 | 1'47.314 | 269,3 | 16:00'41.389 |
| 15 | 18.671 | 33.668 | 22.214 | 32.692 | 1'47.245 | 272,7 | 16:02'26.352 | 15 | 19.177 | 34.419 | 22.337 | 32.595 | 1'48.528 | 270,7 | 16:02'29.917 |
| 16 | 18.669 | 33.860 | 22.295 | 32.838 | 1'47.662 | 273,4 | 16:04'14.014 | 16 | 18.686 | 33.868 | 22.320 | 33.212 | 1'48.086 | 273,4 | 16:04'18.003 |
| 17 | 18.846 | 33.937 | 22.307 | 33.033 | 1'48.123 | 275,5 | 16:06'02.137 | 17 | 18.702 | 33.917 | 22.357 | 33.334 | 1'48.310 | 275,5 | 16:06'06.313 |
| 18 | 18.847 | 34.530 | 22.377 | 33.012 | 1'48.766 | 272,7 | 16:07'50.903 | 18 | 18.949 | 34.060 | 22.384 | 33.283 | 1'48.676 | 271,4 | 16:07'54.989 |
| Race Time 32'10.438 | | | | | | | | Race Time 32'14.524 | | | | | | | |

| 14° 71 T. EDWARDS [1'46.284] | | | | | | | | 17° 32 O. BAYLISS [1'45.878] | | | | | | | |
|------------------------------|---------------|---------------|---------------|---------------|-----------------|--------------|--------------|------------------------------|---------------|---------------|---------------|---------------|-----------------|--------------|--------------|
| Lap | Seg1 | Seg2 | Seg3 | Seg4 | Lap Time | km/h | Local Time | Lap | Seg1 | Seg2 | Seg3 | Seg4 | Lap Time | km/h | Local Time |
| 1 | | 35.223 | 22.436 | 32.481 | 1'52.629 | 235,8 | 15:37'33.094 | 1 | | 34.171 | 22.219 | 32.117 | 1'51.154 | 243,8 | 15:37'31.619 |
| 2 | 18.633 | 33.245 | 22.209 | 32.197 | 1'46.284 | 274,1 | 15:39'19.378 | 2 | 18.482 | 33.287 | 22.020 | 32.089 | 1'45.878 | 277,6 | 15:39'17.497 |
| 3 | 18.802 | 33.674 | 22.578 | 32.534 | 1'47.588 | 277,6 | 15:41'06.966 | 3 | 18.628 | 33.334 | 22.019 | 32.244 | 1'46.225 | 280,5 | 15:41'03.722 |
| 4 | 18.846 | 33.502 | 22.172 | 32.485 | 1'47.005 | 272,0 | 15:42'53.971 | 4 | 18.529 | 33.432 | 21.977 | 32.375 | 1'46.313 | 276,2 | 15:42'50.035 |
| 5 | 18.609 | 33.300 | 22.034 | 32.465 | 1'46.408 | 272,0 | 15:44'40.379 | 5 | 18.692 | 33.308 | 22.233 | 32.310 | 1'46.543 | 270,0 | 15:44'36.578 |
| 6 | 18.944 | 33.605 | 22.298 | 32.489 | 1'47.336 | 270,0 | 15:46'27.715 | 6 | 18.835 | 33.440 | 22.287 | 32.276 | 1'46.838 | 267,3 | 15:46'23.416 |
| 7 | 18.772 | 33.329 | 22.168 | 32.372 | 1'46.641 | 272,0 | 15:48'14.356 | 7 | 18.653 | 33.439 | 22.088 | 32.449 | 1'46.629 | 270,0 | 15:48'10.045 |
| 8 | 18.653 | 33.428 | 22.238 | 32.454 | 1'46.773 | 270,7 | 15:50'01.129 | 8 | 18.653 | 33.450 | 22.123 | 32.494 | 1'46.720 | 268,0 | 15:49'56.765 |
| 9 | 18.839 | 33.463 | 22.286 | 32.216 | 1'46.804 | 268,7 | 15:51'47.933 | 9 | 18.773 | 33.416 | 22.239 | 32.337 | 1'46.765 | 264,1 | 15:51'43.530 |
| 10 | 18.760 | 33.417 | 22.120 | 32.440 | 1'46.737 | 270,0 | 15:53'34.670 | 10 | 18.771 | 33.377 | 22.134 | 32.370 | 1'46.652 | 272,7 | 15:53'30.182 |
| 11 | 18.906 | 33.397 | 22.023 | 32.647 | 1'46.973 | 270,7 | 15:55'21.643 | 11 | 18.555 | 33.470 | 22.264 | 32.436 | 1'46.725 | 269,3 | 15:55'16.907 |
| 12 | 18.647 | 33.438 | 22.072 | 32.570 | 1'46.727 | 276,9 | 15:57'08.370 | 12 | 18.600 | 33.691 | 22.065 | 32.456 | 1'46.812 | 272,0 | 15:57'03.719 |
| 13 | 18.552 | 33.495 | 22.194 | 32.526 | 1'46.767 | 275,5 | 15:58'55.137 | 13 | 18.746 | 33.765 | 22.273 | 33.091 | 1'47.875 | 274,1 | 15:58'51.594 |
| 14 | 18.471 | 33.576 | 22.100 | 32.566 | 1'46.713 | 276,2 | 16:00'41.850 | 14 | 18.990 | 34.020 | 22.288 | 32.972 | 1'48.270 | 274,1 | 16:00'39.864 |
| 15 | 18.650 | 33.698 | 22.273 | 32.505 | 1'47.126 | 272,0 | 16:02'28.976 | 15 | 18.920 | 33.935 | 22.285 | 33.317 | 1'48.457 | 268,7 | 16:02'28.321 |
| 16 | 18.693 | 33.444 | 22.174 | 32.680 | 1'46.991 | 274,1 | 16:04'15.967 | 16 | 19.105 | 34.605 | 22.389 | 33.392 | 1'49.491 | 268,7 | 16:04'17.812 |
| 17 | 18.742 | 33.597 | 22.193 | 32.576 | 1'47.108 | 270,7 | 16:06'03.075 | 17 | 19.153 | 34.534 | 22.526 | 33.683 | 1'49.896 | 267,3 | 16:06'07.708 |
| 18 | 18.623 | 33.927 | 22.346 | 32.944 | 1'47.840 | 270,7 | 16:07'50.915 | 18 | 19.069 | 34.834 | 22.548 | 33.946 | 1'50.397 | 268,7 | 16:07'58.105 |
| Race Time 32'10.450 | | | | | | | | Race Time 32'17.640 | | | | | | | |

| 15° 3 R. DE ROSA [1'46.483] | | | | | | | | 18° 31 A. FERNANDEZ GONZALEZ [1'46.616] | | | | | | | |
|-----------------------------|---------------|---------------|---------------|---------------|-----------------|--------------|--------------|---|---------------|---------------|---------------|---------------|-----------------|--------------|--------------|
| Lap | Seg1 | Seg2 | Seg3 | Seg4 | Lap Time | km/h | Local Time | Lap | Seg1 | Seg2 | Seg3 | Seg4 | Lap Time | km/h | Local Time |
| 1 | | 34.536 | 22.798 | 32.800 | 1'53.796 | 235,3 | 15:37'34.261 | 1 | | 34.438 | 22.757 | 32.976 | 1'54.712 | 240,0 | 15:37'35.177 |
| 2 | 18.565 | 33.345 | 22.336 | 32.623 | 1'46.869 | 277,6 | 15:39'21.130 | 2 | 18.723 | 33.866 | 22.313 | 32.379 | 1'47.281 | 280,5 | 15:39'22.458 |
| 3 | 18.622 | 33.392 | 22.175 | 32.471 | 1'46.660 | 280,5 | 15:41'07.790 | 3 | 18.622 | 33.562 | 22.036 | 32.396 | 1'46.616 | 279,8 | 15:41'09.074 |
| 4 | 18.617 | 33.564 | 22.305 | 32.415 | 1'46.901 | 282,0 | 15:42'54.691 | 4 | 18.569 | 33.662 | 22.104 | 32.463 | 1'46.798 | 277,6 | 15:42'55.872 |
| 5 | 18.597 | 33.628 | 22.114 | 32.469 | 1'46.808 | 280,5 | 15:44'41.499 | 5 | 18.630 | 33.746 | 22.167 | 32.424 | 1'46.967 | 279,1 | 15:44'42.839 |
| 6 | 18.706 | 33.529 | 21.982 | 32.404 | 1'46.621 | 276,2 | 15:46'28.120 | 6 | 18.562 | 33.795 | 22.184 | 32.422 | 1'46.963 | 280,5 | 15:46'29.802 |
| 7 | 18.571 | 33.490 | 22.022 | 32.400 | 1'46.483 | 274,1 | 15:48'14.603 | 7 | 18.611 | 33.680 | 22.215 | 32.829 | 1'47.335 | 281,3 | 15:48'17.137 |
| 8 | 18.635 | 33.456 | 22.118 | 32.467 | 1'46.676 | 275,5 | 15:50'01.279 | 8 | 18.671 | 33.691 | 22.107 | 32.440 | 1'46.909 | 279,1 | 15:50'04.046 |
| 9 | 18.507 | 33.420 | 22.086 | 32.514 | 1'46.527 | 274,8 | 15:51'47.806 | 9 | 18.449 | 33.650 | 22.050 | 32.547 | 1'46.696 | 278,4 | 15:51'50.742 |
| 10 | 18.678 | 33.409 | 22.071 | 32.521 | 1'46.679 | 269,3 | 15:53'34.485 | 10 | 18.768 | 33.928 | 22.167 | 32.586 | 1'47.449 | 272,7 | 15:53'38.191 |
| 11 | 18.849 | 33.438 | 22.095 | 32.466 | 1'46.848 | 270,0 | 15:55'21.333 | 11 | 18.801 | 34.089 | 22.318 | 32.709 | 1'47.917 | 271,4 | 15:55'26.108 |
| 12 | 18.644 | 33.496 | 22.081 | 32.479 | 1'46.700 | 270,0 | 15:57'08.033 | 12 | 18.848 | 33.916 | 22.210 | 32.768 | 1'47.742 | 268,7 | 15:57'13.850 |
| 13 | 18.607 | 33.615 | 22.155 | 32.581 | 1'46.958 | 272,7 | 15:58'54.991 | 13 | 18.721 | 34.374 | 22.176 | 32.615 | 1'47.886 | 275,5 | 15:59'01.736 |
| 14 | 18.820 | 33.627 | 22.141 | 32.602 | 1'47.190 | 271,4 | 16:00'42.181 | 14 | 18.921 | 34.058 | 22.233 | 32.734 | 1'47.946 | 272,7 | 16:00'49.682 |
| 15 | 18.759 | 33.623 | 22.217 | 32.653 | 1'47.252 | 272,7 | 16:02'29.433 | 15 | 19.014 | 34.096 | 22.497 | 32.706 | 1'48.313 | 270,7 | 16:02'37.995 |
| 16 | 18.745 | 33.961 | 22.333 | 33.396 | 1'48.435 | 273,4 | 16:04'17.868 | 16 | 18.604 | 33.855 | 22.104 | 32.710 | 1'47.273 | 272,0 | 16:04'25.268 |
| 17 | 18.969 | 33.924 | 22.170 | 33.119 | 1'48.182 | 268,0 | 16:06'06.050 | 17 | 18.669 | 33.960 | 22.222 | 32.905 | 1'47.756 | 272,0 | 16:06'13.024 |
| 18 | 18.918 | 33.906 | 22.247 | 32.977 | 1'48.048 | 266,7 | 16:07'54.098 | 18 | 18.766 | 34.005 | 22.175 | 32.918 | 1'47.864 | 271,4 | 16:08'00.888 |
| Race Time 32'13.633 | | | | | | | | Race Time 32'20.423 | | | | | | | |

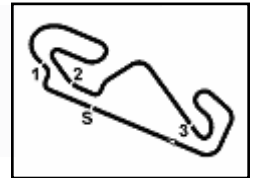
06/05/2023

P = Pits In/Dut - C = Lap Time Cancelled

These data/results cannot be reproduced, stored and/or transmitted in whole or in part by any manner of electronic, mechanical, photocopying, recording, broadcasting or otherwise now known or herein after developed without the previous express consent by the copyright owner, except for reproduction in daily press and regular printed publications on sale to the public within 60 days of the event related to those data/results and always provided that copyright symbol appears together as follows below.

© DORNA WSBK ORGANIZATION Srl 2023





Prosecco DOC Catalunya, 5-7 May 2023
Chronological Analysis Race 1

Circuit de Barcelona 4.657 m

Start at 15:35'40.465

4 / 6

| 19° 17 J. MCPHEE [1'46.844] | | | | | | | | 22° 16 V. OKAYA [1'47.587] | | | | | | | |
|-----------------------------|---------------|---------------|---------------|---------------|-----------------|--------------|--------------|----------------------------|---------------|---------------|---------------|---------------|-----------------|--------------|--------------|
| Lap | Seg1 | Seg2 | Seg3 | Seg4 | Lap Time | km/h | Local Time | Lap | Seg1 | Seg2 | Seg3 | Seg4 | Lap Time | km/h | Local Time |
| 1 | | 34.552 | 22.928 | 32.836 | 1'53.972 | 242,2 | 15:37'34.437 | 1 | | 34.463 | 22.857 | 32.931 | 1'54.262 | 247,7 | 15:37'34.727 |
| 2 | 18.653 | 33.317 | 22.317 | 32.557 | 1'46.844 | 280,5 | 15:39'21.281 | 2 | 18.977 | 33.876 | 22.608 | 32.555 | 1'48.016 | 273,4 | 15:39'22.743 |
| 3 | 18.721 | 33.397 | 22.199 | 32.586 | 1'46.903 | 282,0 | 15:41'08.184 | 3 | 18.780 | 33.745 | 22.092 | 32.970 | 1'47.587 | 272,7 | 15:41'10.330 |
| 4 | 18.663 | 33.542 | 22.233 | 32.459 | 1'46.897 | 277,6 | 15:42'55.081 | 4 | 18.841 | 33.951 | 22.637 | 33.087 | 1'48.516 | 270,0 | 15:42'58.846 |
| 5 | 18.704 | 33.726 | 22.200 | 32.530 | 1'47.160 | 276,9 | 15:44'42.241 | 5 | 19.082 | 34.002 | 22.434 | 32.877 | 1'48.395 | 267,3 | 15:44'47.241 |
| 6 | 19.015 | 33.608 | 22.339 | 32.450 | 1'47.412 | 276,2 | 15:46'29.653 | 6 | 19.022 | 34.123 | 22.451 | 33.200 | 1'48.796 | 270,7 | 15:46'36.037 |
| 7 | 19.010 | 33.800 | 22.298 | 32.651 | 1'47.759 | 279,1 | 15:48'17.412 | 7 | 18.967 | 34.589 | 22.390 | 33.086 | 1'49.032 | 270,7 | 15:48'25.069 |
| 8 | 18.640 | 33.847 | 22.258 | 32.786 | 1'47.531 | 279,1 | 15:50'04.943 | 8 | 18.903 | 33.845 | 22.300 | 33.049 | 1'48.097 | 274,1 | 15:50'13.166 |
| 9 | 18.653 | 33.496 | 22.310 | 32.675 | 1'47.134 | 272,7 | 15:51'52.077 | 9 | 18.960 | 33.912 | 22.439 | 32.999 | 1'48.310 | 268,7 | 15:52'01.476 |
| 10 | 18.752 | 33.727 | 22.250 | 32.668 | 1'47.397 | 273,4 | 15:53'39.474 | 10 | 19.005 | 33.924 | 22.401 | 33.515 | 1'48.845 | 267,3 | 15:53'50.321 |
| 11 | 18.658 | 33.806 | 22.219 | 32.688 | 1'47.371 | 275,5 | 15:55'26.845 | 11 | 18.658 | 33.883 | 22.432 | 32.895 | 1'47.868 | 272,0 | 15:55'38.189 |
| 12 | 18.926 | 33.830 | 22.310 | 32.639 | 1'47.705 | 270,7 | 15:57'14.550 | 12 | 18.938 | 34.083 | 22.325 | 32.988 | 1'48.334 | 267,3 | 15:57'26.523 |
| 13 | 18.616 | 33.739 | 22.653 | 32.621 | 1'47.629 | 279,8 | 15:59'02.179 | 13 | 18.958 | 33.837 | 22.415 | 33.027 | 1'48.237 | 266,7 | 15:59'14.760 |
| 14 | 18.811 | 33.909 | 22.333 | 32.768 | 1'47.821 | 272,7 | 16:00'50.000 | 14 | 18.897 | 34.341 | 22.564 | 32.865 | 1'48.667 | 268,0 | 16:01'03.427 |
| 15 | 18.905 | 33.802 | 22.622 | 32.913 | 1'48.242 | 274,8 | 16:02'38.242 | 15 | 19.045 | 34.090 | 22.404 | 32.977 | 1'48.516 | 267,3 | 16:02'51.943 |
| 16 | 18.824 | 33.933 | 22.379 | 32.729 | 1'47.865 | 275,5 | 16:04'26.107 | 16 | 18.845 | 33.972 | 22.385 | 32.881 | 1'48.083 | 270,7 | 16:04'40.026 |
| 17 | 18.643 | 33.749 | 22.401 | 32.908 | 1'47.701 | 276,9 | 16:06'13.808 | 17 | 18.805 | 33.816 | 22.337 | 32.952 | 1'47.910 | 268,0 | 16:06'27.936 |
| 18 | 18.749 | 33.856 | 22.271 | 33.027 | 1'47.903 | 270,7 | 16:08'01.711 | 18 | 19.051 | 33.892 | 22.359 | 32.938 | 1'48.240 | 266,7 | 16:08'16.176 |
| Race Time 32'21.246 | | | | | | | | Race Time 32'35.711 | | | | | | | |

| 20° 19 A. MANTOVANI [1'46.674] | | | | | | | | 23° 22 F. FULIGNI [1'47.685] | | | | | | | |
|--------------------------------|---------------|---------------|---------------|---------------|-----------------|--------------|--------------|------------------------------|---------------|---------------|---------------|---------------|-----------------|--------------|--------------|
| Lap | Seg1 | Seg2 | Seg3 | Seg4 | Lap Time | km/h | Local Time | Lap | Seg1 | Seg2 | Seg3 | Seg4 | Lap Time | km/h | Local Time |
| 1 | | 34.573 | 23.015 | 33.025 | 1'54.349 | 246,0 | 15:37'34.814 | 1 | | 34.878 | 23.066 | 33.453 | 1'55.182 | 243,8 | 15:37'35.647 |
| 2 | 18.702 | 33.421 | 22.301 | 32.250 | 1'46.674 | 280,5 | 15:39'21.488 | 2 | 19.030 | 33.657 | 22.440 | 32.587 | 1'47.714 | 279,1 | 15:39'23.361 |
| 3 | 18.694 | 33.436 | 22.246 | 32.468 | 1'46.844 | 279,8 | 15:41'08.332 | 3 | 19.175 | 33.532 | 22.348 | 32.630 | 1'47.685 | 270,0 | 15:41'11.046 |
| 4 | 18.627 | 33.614 | 22.259 | 32.512 | 1'47.012 | 281,3 | 15:42'55.344 | 4 | 18.918 | 33.515 | 22.445 | 33.014 | 1'47.892 | 268,0 | 15:42'58.938 |
| 5 | 18.693 | 33.603 | 22.237 | 32.507 | 1'47.040 | 276,2 | 15:44'42.384 | 5 | 19.107 | 34.035 | 22.450 | 32.998 | 1'48.590 | 268,0 | 15:44'47.528 |
| 6 | 18.621 | 33.735 | 22.280 | 32.420 | 1'47.056 | 281,3 | 15:46'29.440 | 6 | 18.914 | 33.655 | 22.479 | 32.637 | 1'47.685 | 270,0 | 15:46'35.213 |
| 7 | 18.745 | 33.716 | 22.267 | 32.580 | 1'47.308 | 274,8 | 15:48'16.748 | 7 | 18.917 | 33.894 | 22.461 | 32.674 | 1'47.946 | 270,0 | 15:48'23.159 |
| 8 | 18.724 | 33.612 | 22.275 | 32.562 | 1'47.173 | 273,4 | 15:50'03.921 | 8 | 18.926 | 33.691 | 22.435 | 32.756 | 1'47.808 | 266,0 | 15:50'10.967 |
| 9 | 18.875 | 33.786 | 22.299 | 32.578 | 1'47.538 | 260,9 | 15:51'51.459 | 9 | 18.951 | 33.664 | 22.419 | 32.710 | 1'47.744 | 263,4 | 15:51'58.711 |
| 10 | 18.673 | 33.700 | 22.187 | 32.404 | 1'46.964 | 268,0 | 15:53'38.423 | 10 | 19.046 | 33.593 | 22.381 | 32.768 | 1'47.788 | 262,8 | 15:53'46.499 |
| 11 | 18.724 | 33.779 | 22.278 | 32.690 | 1'47.471 | 272,0 | 15:55'25.894 | 11 | 19.057 | 33.748 | 22.409 | 32.795 | 1'48.009 | 263,4 | 15:55'34.508 |
| 12 | 18.829 | 33.863 | 22.357 | 32.775 | 1'47.824 | 267,3 | 15:57'13.718 | 12 | 19.014 | 33.715 | 22.407 | 32.881 | 1'48.017 | 263,4 | 15:57'22.525 |
| 13 | 18.933 | 33.925 | 22.298 | 32.756 | 1'47.912 | 268,0 | 15:59'01.630 | 13 | 18.986 | 33.763 | 22.474 | 33.372 | 1'48.595 | 264,7 | 15:59'11.120 |
| 14 | 18.826 | 33.974 | 22.335 | 32.819 | 1'47.954 | 270,7 | 16:00'49.584 | 14 | 19.079 | 34.371 | 22.896 | 33.337 | 1'49.683 | 268,7 | 16:01'00.803 |
| 15 | 18.911 | 34.021 | 22.445 | 32.958 | 1'48.335 | 268,0 | 16:02'37.919 | 15 | 19.006 | 33.850 | 22.490 | 32.977 | 1'48.323 | 268,0 | 16:02'49.126 |
| 16 | 18.917 | 33.907 | 22.411 | 32.745 | 1'47.980 | 268,7 | 16:04'25.899 | 16 | 19.186 | 34.643 | 22.698 | 33.086 | 1'49.613 | 264,1 | 16:04'38.739 |
| 17 | 18.988 | 33.926 | 22.395 | 32.801 | 1'48.110 | 271,4 | 16:06'14.009 | 17 | 19.198 | 33.930 | 22.557 | 33.058 | 1'48.743 | 262,8 | 16:06'27.482 |
| 18 | 18.754 | 33.976 | 22.294 | 33.114 | 1'48.138 | 278,4 | 16:08'02.147 | 18 | 19.174 | 34.005 | 22.532 | 33.217 | 1'48.928 | 262,8 | 16:08'16.410 |
| Race Time 32'21.682 | | | | | | | | Race Time 32'35.945 | | | | | | | |

| 21° 51 A. SARMOON [1'46.758] | | | | | | | | 24° 4 H. TRUELOVE [1'47.620] | | | | | | | |
|------------------------------|---------------|---------------|---------------|---------------|-----------------|--------------|--------------|------------------------------|---------------|---------------|---------------|---------------|-----------------|--------------|--------------|
| Lap | Seg1 | Seg2 | Seg3 | Seg4 | Lap Time | km/h | Local Time | Lap | Seg1 | Seg2 | Seg3 | Seg4 | Lap Time | km/h | Local Time |
| 1 | | 34.479 | 22.620 | 32.419 | 1'52.804 | 240,5 | 15:37'33.269 | 1 | | 35.729 | 22.890 | 32.921 | 1'55.782 | 244,3 | 15:37'36.247 |
| 2 | 18.705 | 33.805 | 22.241 | 32.380 | 1'47.131 | 277,6 | 15:39'20.400 | 2 | 19.194 | 33.910 | 22.300 | 32.685 | 1'48.089 | 277,6 | 15:39'24.336 |
| 3 | 18.664 | 33.346 | 22.237 | 32.596 | 1'46.843 | 272,0 | 15:41'07.243 | 3 | 18.955 | 33.708 | 22.260 | 32.697 | 1'47.620 | 278,4 | 15:41'11.956 |
| 4 | 18.820 | 33.543 | 22.221 | 32.448 | 1'47.032 | 274,8 | 15:42'54.275 | 4 | 18.930 | 33.792 | 22.231 | 32.771 | 1'47.724 | 274,8 | 15:42'59.680 |
| 5 | 18.667 | 33.430 | 22.176 | 32.485 | 1'46.758 | 273,4 | 15:44'41.033 | 5 | 18.909 | 33.767 | 22.420 | 32.809 | 1'47.905 | 272,7 | 15:44'47.585 |
| 6 | 19.186 | 33.763 | 22.181 | 32.516 | 1'47.646 | 275,5 | 15:46'28.679 | 6 | 19.292 | 34.212 | 22.531 | 32.857 | 1'48.892 | 272,0 | 15:46'36.477 |
| 7 | 18.745 | 33.488 | 22.281 | 32.763 | 1'47.277 | 273,4 | 15:48'15.956 | 7 | 19.324 | 34.045 | 23.244 | 32.825 | 1'49.438 | 276,2 | 15:48'25.915 |
| 8 | 18.806 | 33.782 | 22.393 | 32.868 | 1'47.849 | 270,0 | 15:50'03.805 | 8 | 19.129 | 33.802 | 22.402 | 32.895 | 1'48.228 | 272,7 | 15:50'14.143 |
| 9 | 18.855 | 33.750 | 22.206 | 32.802 | 1'47.613 | 268,0 | 15:51'51.418 | 9 | 18.843 | 34.028 | 22.338 | 32.903 | 1'48.112 | 274,1 | 15:52'02.255 |
| 10 | 19.191 | 33.733 | 22.271 | 32.630 | 1'47.825 | 268,7 | 15:53'39.243 | 10 | 18.893 | 33.792 | 22.369 | 33.212 | 1'48.266 | 274,8 | 15:53'50.521 |
| 11 | 19.010 | 33.878 | 22.241 | 32.599 | 1'47.728 | 268,7 | 15:55'26.971 | 11 | 19.074 | 33.904 | 22.556 | 33.028 | 1'48.562 | 273,4 | 15:55'39.083 |
| 12 | 18.585 | 33.751 | 22.320 | 32.760 | 1'47.416 | 274,8 | 15:57'14.387 | 12 | 19.061 | 33.841 | 22.465 | 33.045 | 1'48.412 | 274,1 | 15:57'27.495 |
| 13 | 18.907 | 34.135 | 22.582 | 32.983 | 1'48.607 | 273,4 | 15:59'02.994 | 13 | 18.984 | 33.785 | 22.604 | 32.863 | 1'48.236 | 274,1 | 15:59'15.731 |
| 14 | 18.789 | 33.979 | 22.556 | 32.901 | 1'48.225 | 271,4 | 16:00'51.219 | 14 | 18.988 | 34.116 | 22.608 | 32.900 | 1'48.612 | 274,1 | 16:01'04.343 |
| 15 | 18.861 | 34.236 | 22.535 | 33.273 | 1'48.905 | 270,0 | 16:02'40.124 | 15 | 18.863 | 33.983 | 22.323 | 32.828 | 1'47.997 | 273,4 | 16:02'52.340 |
| 16 | 19.198 | 34.512 | 22.692 | 33.611 | 1'50.013 | 268,7 | 16:04'30.137 | 16 | 18.768 | 33.975 | 22.453 | 32.704 | 1'47.900 | 276,2 | 16:04'40.240 |
| 17 | 19.106 | 34.652 | 22.832 | 33.704 | 1'50.294 | 266,7 | 16:06'20.431 | 17 | 18.817 | 33.933 | 22.490 | 33.083 | 1'48.323 | 272,7 | 16:06'28.563 |
| 18 | 19.335 | 35.016 | 22.999 | 34.070 | 1'51.420 | 264,1 | 16:08'11.851 | 18 | 19.057 | 33.866 | 22.337 | 32.739 | 1'47.999 | 270,7 | 16:08'16.562 |
| Race Time 32'31.386 | | | | | | | | Race Time 32'36.097 | | | | | | | |

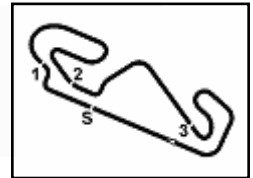
06/05/2023

P = Pits In/Out - C = Lap Time Cancelled

These data/results cannot be reproduced, stored and/or transmitted in whole or in part by any manner of electronic, mechanical, photocopying, recording, broadcasting or otherwise now known or herein after developed without the previous express consent by the copyright owner, except for reproduction in daily press and regular printed publications on sale to the public within 60 days of the event related to those data/results and always provided that copyright symbol appears together as follows below.

© DORNA WSBK ORGANIZATION Srl 2023





Prosecco DOC Catalunya, 5-7 May 2023
Chronological Analysis Race 1

Start at 15:35'40.465

| 25° 68 L. POWER [1'47.988] | | | | | | | | RET 7 A. NORRODIN [1'46.991] | | | | | | | |
|----------------------------|---------------|---------------|---------------|---------------|-----------------|--------------|--------------|------------------------------|---------------|---------------|---------------|---------------|-----------------|--------------|--------------|
| Lap | Seg1 | Seg2 | Seg3 | Seg4 | Lap Time | km/h | Local Time | Lap | Seg1 | Seg2 | Seg3 | Seg4 | Lap Time | km/h | Local Time |
| 1 | | 34.888 | 23.099 | 33.387 | 1'55.478 | 246,6 | 15:37'35.943 | 1 | | 34.452 | 23.109 | 33.012 | 1'54.450 | 244,3 | 15:37'34.915 |
| 2 | 19.037 | 34.021 | 22.545 | 32.868 | 1'48.471 | 279,1 | 15:39'24.414 | 2 | 18.912 | 33.679 | 22.300 | 32.229 | 1'47.120 | 273,4 | 15:39'22.035 |
| 3 | 18.999 | 33.912 | 22.431 | 32.688 | 1'48.030 | 276,9 | 15:41'12.444 | 3 | 18.808 | 33.498 | 22.365 | 32.510 | 1'47.181 | 266,0 | 15:41'09.216 |
| 4 | 18.851 | 33.943 | 22.471 | 32.877 | 1'48.142 | 274,1 | 15:43'00.586 | 4 | 18.753 | 33.640 | 22.267 | 32.331 | 1'46.991 | 268,7 | 15:42'56.207 |
| 5 | 18.927 | 33.858 | 22.405 | 32.877 | 1'48.067 | 271,4 | 15:44'48.653 | 5 | 18.845 | 33.623 | 22.286 | 32.365 | 1'47.119 | 264,1 | 15:44'43.326 |
| 6 | 18.723 | 34.069 | 22.481 | 32.715 | 1'47.988 | 272,7 | 15:46'36.641 | 6 | 18.862 | 33.790 | 22.344 | 32.495 | 1'47.491 | 264,1 | 15:46'30.817 |
| 7 | 18.928 | 33.912 | 22.300 | 32.923 | 1'48.063 | 277,6 | 15:48'24.704 | 7 | 18.941 | 33.699 | 22.462 | 32.545 | 1'47.647 | 261,5 | 15:48'18.464 |
| 8 | 18.974 | 33.905 | 22.394 | 33.357 | 1'48.630 | 268,0 | 15:50'13.334 | 8 | 18.959 | 33.824 | 22.425 | 32.742 | 1'47.950 | 261,5 | 15:50'06.414 |
| 9 | 18.873 | 34.252 | 22.412 | 32.739 | 1'48.276 | 274,1 | 15:52'01.610 | 9 | 19.019 | 33.922 | 22.404 | 32.799 | 1'48.144 | 260,2 | 15:51'54.558 |
| 10 | 18.716 | 33.986 | 22.371 | 33.549 | 1'48.622 | 273,4 | 15:53'50.232 | 10 | 19.005 | 33.816 | 22.474 | 32.804 | 1'48.099 | 260,2 | 15:53'42.657 |
| 11 | 18.948 | 34.049 | 22.452 | 32.808 | 1'48.257 | 268,7 | 15:55'38.489 | 11 | 19.108 | 34.237 | 22.523 | 32.996 | 1'48.864 | 257,8 | 15:55'31.521 |
| 12 | 18.854 | 34.276 | 22.493 | 32.900 | 1'48.523 | 271,4 | 15:57'27.012 | 12 | 19.140 | 34.471 | 22.570 | 33.299 | 1'49.480 | 256,5 | 15:57'21.001 |
| 13 | 18.835 | 34.086 | 22.362 | 32.714 | 1'47.997 | 270,7 | 15:59'15.009 | 13 | 19.202 | 34.345 | 22.773 | 33.306 | 1'49.626 | 257,1 | 15:59'10.627 |
| 14 | 18.792 | 34.164 | 22.834 | 32.778 | 1'48.568 | 273,4 | 16:01'03.577 | 14 | 19.312 | 34.524 | 22.810 | 33.243 | 1'49.889 | 256,5 | 16:01'00.516 |
| 15 | 18.739 | 34.077 | 22.463 | 32.999 | 1'48.278 | 272,7 | 16:02'51.855 | 15 | 19.535 | 34.314 | 22.760 | 33.335 | 1'49.944 | 255,3 | 16:02'50.460 |
| 16 | 18.918 | 34.483 | 22.479 | 32.937 | 1'48.817 | 268,0 | 16:04'40.672 | 16 | 19.136 | 34.358 | 22.678 | 33.329 | 1'49.501 | 266,7 | 16:04'39.961 |
| 17 | 18.992 | 34.109 | 22.350 | 33.007 | 1'48.458 | 274,8 | 16:06'29.130 | 17 | 19.402 | 34.833 | 22.777 | 33.345 | 1'50.357 | 260,2 | 16:06'30.318 |
| 18 | 18.890 | 34.077 | 22.527 | 33.204 | 1'48.698 | 274,1 | 16:08'17.828 | | | | | | | | |

Race Time 32'37.363

Race Time 30'49.853

| 26° 27 A. DIAZ [1'47.512] | | | | | | | | RET 24 A. WONGTHANANON [1'46.683] | | | | | | | |
|---------------------------|---------------|---------------|---------------|---------------|-----------------|--------------|--------------|-----------------------------------|---------------|---------------|---------------|---------------|-----------------|--------------|--------------|
| Lap | Seg1 | Seg2 | Seg3 | Seg4 | Lap Time | km/h | Local Time | Lap | Seg1 | Seg2 | Seg3 | Seg4 | Lap Time | km/h | Local Time |
| 1 | | 34.357 | 23.056 | 33.080 | 1'55.011 | 246,0 | 15:37'35.476 | 1 | | 34.269 | 22.926 | 32.695 | 1'53.451 | 243,8 | 15:37'33.916 |
| 2 | 18.864 | 34.300 | 22.434 | 32.584 | 1'48.182 | 274,1 | 15:39'23.658 | 2 | 18.648 | 33.478 | 22.365 | 32.559 | 1'47.050 | 276,2 | 15:39'20.966 |
| 3 | 18.989 | 33.677 | 22.256 | 32.630 | 1'47.552 | 276,9 | 15:41'11.210 | 3 | 18.643 | 33.242 | 22.232 | 32.566 | 1'46.683 | 274,8 | 15:41'07.649 |
| 4 | 18.887 | 33.648 | 22.261 | 33.020 | 1'47.816 | 276,2 | 15:42'59.026 | 4 | 18.641 | 33.506 | 22.340 | 32.371 | 1'46.858 | 276,9 | 15:42'54.507 |
| 5 | 18.734 | 33.668 | 22.341 | 32.769 | 1'47.512 | 274,1 | 15:44'46.538 | 5 | 18.680 | 33.497 | 22.205 | 32.521 | 1'46.903 | 279,1 | 15:44'41.410 |
| 6 | 19.080 | 33.945 | 22.478 | 32.822 | 1'48.325 | 266,0 | 15:46'34.863 | 6 | 18.977 | 33.814 | 22.303 | 32.461 | 1'47.555 | 274,8 | 15:46'28.965 |
| 7 | 19.047 | 33.852 | 22.366 | 32.892 | 1'48.157 | 265,4 | 15:48'23.020 | 7 | 18.811 | 33.990 | 22.402 | 32.934 | 1'48.137 | 274,8 | 15:48'17.102 |
| 8 | 19.217 | 33.765 | 22.407 | 32.714 | 1'48.103 | 262,8 | 15:50'11.123 | 8 | 18.666 | 33.931 | 22.426 | 33.112 | 1'48.135 | 278,4 | 15:50'05.237 |
| 9 | 18.932 | 33.722 | 22.374 | 32.841 | 1'47.869 | 268,7 | 15:51'58.992 | 9 | 18.708 | 33.731 | 22.329 | 32.548 | 1'47.316 | 276,2 | 15:51'52.553 |
| 10 | 18.982 | 33.700 | 22.331 | 32.728 | 1'47.741 | 272,0 | 15:53'46.733 | 10 | 18.671 | 33.739 | 22.230 | 32.618 | 1'47.258 | 273,4 | 15:53'39.811 |
| 11 | 19.093 | 33.804 | 22.440 | 32.721 | 1'48.058 | 268,7 | 15:55'34.791 | 11 | 18.726 | 33.779 | 22.439 | 32.529 | 1'47.473 | 274,8 | 15:55'27.284 |
| 12 | 18.915 | 33.860 | 22.511 | 32.933 | 1'48.219 | 269,3 | 15:57'23.010 | 12 | 18.663 | 33.743 | 22.338 | 32.668 | 1'47.412 | 274,1 | 15:57'14.696 |

Race Time 32'37.468

Race Time 21'34.231

| 27° 95 T. MACKENZIE [1'47.889] | | | | | | | | NC 73 M. KOFLER [1'46.770] | | | | | | | |
|--------------------------------|---------------|---------------|---------------|---------------|-----------------|--------------|--------------|----------------------------|---------------|---------------|---------------|---------------|-----------------|--------------|--------------|
| Lap | Seg1 | Seg2 | Seg3 | Seg4 | Lap Time | km/h | Local Time | Lap | Seg1 | Seg2 | Seg3 | Seg4 | Lap Time | km/h | Local Time |
| 1 | | 34.604 | 23.032 | 33.229 | 1'55.265 | 241,6 | 15:37'35.730 | 1 | | 34.330 | 22.195 | 32.148 | 1'51.941 | 241,1 | 15:37'32.406 |
| 2 | 19.114 | 33.727 | 22.685 | 32.680 | 1'48.206 | 272,0 | 15:39'23.936 | 2 | 18.749 | 33.475 | 22.135 | 32.411 | 1'46.770 | 279,8 | 15:39'19.176 |
| 3 | 18.960 | 33.819 | 22.308 | 32.802 | 1'47.889 | 274,1 | 15:41'11.825 | 3 | 18.706 | 33.428 | 22.319 | 1'29.834 | 2'44.287P | 279,8 | 15:42'03.463 |
| 4 | 19.162 | 33.958 | 22.400 | 32.487 | 1'48.007 | 268,7 | 15:42'59.832 | 4 | 14'54.904 | 34.638 | 22.791 | 33.230 | 16'25.563P | 160,7 | 15:58'29.026 |
| 5 | 18.975 | 33.871 | 22.349 | 32.749 | 1'47.944 | 270,0 | 15:44'47.776 | 5 | 18.959 | 34.058 | 22.424 | 33.144 | 1'48.585 | 265,4 | 16:00'17.611 |
| 6 | 19.174 | 34.033 | 22.402 | 32.766 | 1'48.375 | 271,4 | 15:46'36.151 | 6 | 18.962 | 34.342 | 22.562 | 33.141 | 1'49.007 | 266,0 | 16:02'06.618 |
| 7 | 19.192 | 34.696 | 22.462 | 32.807 | 1'49.157 | 274,1 | 15:48'25.308 | 7 | 19.944 | 35.555 | 23.509 | 42.507 | 2'01.515 | 266,0 | 16:04'08.133 |
| 8 | 19.085 | 33.973 | 22.425 | 32.801 | 1'48.284 | 268,0 | 15:50'13.592 | 8 | 21.692 | 42.687 | 22.725 | 33.229 | 2'00.333 | 270,7 | 16:06'08.466 |
| 9 | 19.109 | 33.987 | 22.376 | 32.793 | 1'48.265 | 268,7 | 15:52'01.857 | 9 | 19.059 | 34.687 | 22.867 | 33.402 | 1'50.015 | 272,0 | 16:07'58.481 |
| 10 | 19.077 | 33.753 | 22.390 | 32.971 | 1'48.191 | 267,3 | 15:53'50.048 | | | | | | | | |
| 11 | 19.251 | 34.099 | 22.462 | 32.888 | 1'48.700 | 264,7 | 15:55'38.748 | | | | | | | | |
| 12 | 19.078 | 33.971 | 22.560 | 32.784 | 1'48.393 | 265,4 | 15:57'27.141 | | | | | | | | |
| 13 | 19.048 | 33.940 | 22.418 | 32.849 | 1'48.255 | 270,7 | 15:59'15.396 | | | | | | | | |
| 14 | 19.001 | 34.024 | 22.690 | 32.871 | 1'48.586 | 266,7 | 16:01'03.982 | | | | | | | | |
| 15 | 19.023 | 33.987 | 22.551 | 33.058 | 1'48.619 | 266,0 | 16:02'52.601 | | | | | | | | |
| 16 | 19.005 | 34.023 | 22.501 | 32.994 | 1'48.523 | 270,7 | 16:04'41.124 | | | | | | | | |
| 17 | 19.037 | 34.169 | 22.721 | 33.346 | 1'49.273 | 268,0 | 16:06'30.397 | | | | | | | | |
| 18 | 18.963 | 34.182 | 22.474 | 33.263 | 1'48.882 | 268,7 | 16:08'19.279 | | | | | | | | |

Race Time 32'38.814

Race Time 32'18.016

| RET 98 M. ABE [1'48.253] | | | | | | | | RET 44 B. SAHIN [1'50.242] | | | | | | | |
|--------------------------|---------------|---------------|---------------|---------------|-----------------|--------------|--------------|----------------------------|---------------|---------------|---------------|---------------|-----------------|--------------|--------------|
| Lap | Seg1 | Seg2 | Seg3 | Seg4 | Lap Time | km/h | Local Time | Lap | Seg1 | Seg2 | Seg3 | Seg4 | Lap Time | km/h | Local Time |
| 1 | | 34.872 | 23.015 | 33.084 | 1'55.403 | 246,0 | 15:37'35.868 | 1 | | 34.606 | 23.053 | 33.760 | 1'56.558 | 241,1 | 15:37'37.023 |
| 2 | 19.259 | 34.316 | 22.569 | 32.855 | 1'48.999 | 277,6 | 15:39'24.867 | 2 | 19.365 | 34.476 | 23.002 | 33.399 | 1'50.242 | 270,7 | 15:39'27.265 |
| 3 | 18.819 | 33.814 | 22.652 | 32.968 | 1'48.253 | 271,4 | 15:41'13.120 | 3 | 19.576 | 34.725 | 23.256 | 52.018 | 2'09.575P | 266,0 | 15:41'36.840 |
| 4 | 18.798 | 34.006 | 22.618 | 32.920 | 1'48.342 | 268,0 | 15:43'01.462 | | | | | | | | |
| 5 | 19.003 | 34.153 | 22.669 | 33.100 | 1'48.925 | 266,0 | 15:44'50.387 | | | | | | | | |
| 6 | 18.957 | 34.146 | 22.693 | 33.319 | 1'49.115 | 264,7 | 15:46'39.502 | | | | | | | | |
| 7 | 19.042 | 34.407 | 22.634 | 33.066 | 1'49.149 | 263,4 | 15:48'28.651 | | | | | | | | |

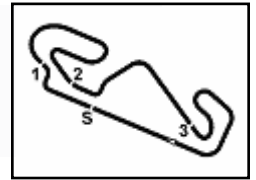
Race Time 12'48.186

06/05/2023 P = Pits In/Out - C = Lap Time Cancelled

These data/results cannot be reproduced, stored and/or transmitted in whole or in part by any manner of electronic, mechanical, photocopying, recording, broadcasting or otherwise now known or herein after developed without the previous express consent by the copyright owner, except for reproduction in daily press and regular printed publications on sale to the public within 60 days of the event related to those data/results and always provided that copyright symbol appears together as follows below.

© DORNA WSBK ORGANIZATION Srl 2023





Circuit de Barcelona 4.657 m

Prosecco DOC Catalunya, 5-7 May 2023
Chronological Analysis Race 1

Start at 15:35'40.465

Race Time 5'56.375

06/05/2023 P = Pits In/Out - C = Lap Time Cancelled

These data/results cannot be reproduced, stored and/or transmitted in whole or in part by any manner of electronic, mechanical, photocopying, recording, broadcasting or otherwise now known or herein after developed without the previous express consent by the copyright owner, except for reproduction in daily press and regular printed publications on sale to the public within 60 days of the event related to those data/results and always provided that copyright symbol appears together as follows below.

© DORNA WSBK ORGANIZATION Srl 2023

