

Prosecco DOC Catalunya, 5-7 May 2023

Chronological Analysis Race 2

Start at 12:30'29.310

1° 54 B. SOFUOGLU [1'45.348]								4° 94 V. DEBISE [1'45.309]							
Lap	Seg1	Seg2	Seg3	Seg4	Lap Time	km/h	Local Time	Lap	Seg1	Seg2	Seg3	Seg4	Lap Time	km/h	Local Time
1		33.616	21.957	32.528	1'50.386	241,1	12:32'19.696	1		33.431	21.892	32.550	1'49.969	233,3	12:32'19.279
2	18.832	33.684	21.863	32.201	1'46.580	283,5	12:34'06.276	2	18.765	33.327	21.939	32.095	1'46.126	274,8	12:34'05.405
3	18.545	33.367	21.828	32.276	1'46.016	285,7	12:35'52.292	3	18.881	33.505	21.822	32.540	1'46.748	266,7	12:35'52.153
4	18.399	33.216	21.863	32.105	1'45.583	279,1	12:37'37.875	4	18.796	33.656	22.067	31.950	1'46.469	270,0	12:37'38.622
5	18.585	33.135	21.773	32.136	1'45.629	268,7	12:39'23.504	5	18.387	33.306	21.806	32.187	1'45.686	277,6	12:39'24.308
6	18.629	33.099	21.863	31.989	1'45.580	269,3	12:41'09.084	6	18.270	33.097	21.909	32.033	1'45.309	283,5	12:41'09.617
7	18.623	33.130	21.719	31.876	1'45.348	268,7	12:42'54.432	7	18.626	33.033	21.847	31.940	1'45.446	270,7	12:42'55.063
8	18.564	33.084	21.892	32.139	1'45.679	271,4	12:44'40.111	8	18.499	33.103	21.908	32.066	1'45.576	276,9	12:44'40.639
9	18.525	33.242	21.848	32.147	1'45.762	270,0	12:46'25.873	9	18.448	33.254	21.908	32.110	1'45.720	275,5	12:46'26.359
10	18.557	33.225	21.978	32.195	1'45.955	270,7	12:48'11.828	10	18.433	33.286	21.955	32.133	1'45.807	276,9	12:48'12.166
11	18.646	33.207	21.947	32.092	1'45.892	266,0	12:49'57.720	11	18.548	33.382	21.888	32.132	1'45.950	277,6	12:49'58.116
12	18.429	33.308	21.926	32.238	1'45.901	272,0	12:51'43.621	12	18.608	33.260	21.858	32.322	1'46.048	275,5	12:51'44.164
13	18.506	33.300	21.919	32.091	1'45.816	270,0	12:53'29.437	13	18.768	33.489	21.885	32.298	1'46.440	276,9	12:53'30.604
14	18.462	33.192	21.870	32.184	1'45.708	270,7	12:55'15.145	14	18.431	33.245	21.867	32.103	1'45.646	279,1	12:55'16.250
15	18.562	33.233	21.794	32.200	1'45.789	270,7	12:57'00.934	15	18.440	33.305	21.878	32.252	1'45.875	279,1	12:57'02.125
16	18.546	33.893	21.912	32.189	1'46.540	270,7	12:58'47.474	16	18.474	33.517	21.876	32.286	1'46.153	275,5	12:58'48.278
17	18.373	33.321	21.928	32.318	1'45.940	275,5	13:00'33.414	17	18.728	33.552	21.922	32.539	1'46.741	278,4	13:00'35.019
18	18.651	33.271	21.875	32.494	1'46.291	269,3	13:02'19.705	18	18.698	33.775	22.197	32.579	1'47.249	269,3	13:02'22.268
Race Time 31'50.395								Race Time 31'52.958							

2° 23 M. SCHROETTER [1'45.344]								5° 28 G. VAN STRAALLEN [1'45.847]							
Lap	Seg1	Seg2	Seg3	Seg4	Lap Time	km/h	Local Time	Lap	Seg1	Seg2	Seg3	Seg4	Lap Time	km/h	Local Time
1		33.804	22.031	32.586	1'50.283	234,8	12:32'19.593	1		33.414	21.989	32.600	1'49.916	237,9	12:32'19.226
2	18.651	33.441	21.914	32.377	1'46.383	280,5	12:34'05.976	2	18.705	33.923	21.983	31.940	1'46.551	273,4	12:34'05.777
3	18.668	33.293	21.900	32.371	1'46.232	279,1	12:35'52.208	3	18.648	33.661	21.895	32.445	1'46.649	277,6	12:35'52.426
4	18.794	33.505	21.855	32.029	1'46.183	274,1	12:37'38.391	4	18.675	33.507	21.898	31.991	1'46.071	276,2	12:37'38.497
5	18.471	33.093	21.874	31.950	1'45.388	274,8	12:39'23.779	5	18.592	33.398	21.809	32.103	1'45.902	282,0	12:39'24.399
6	18.547	33.119	21.864	32.009	1'45.539	276,2	12:41'09.318	6	18.407	33.416	21.863	32.411	1'46.097	284,2	12:41'10.496
7	18.671	33.081	21.802	31.979	1'45.533	271,4	12:42'54.851	7	18.393	33.409	21.822	32.328	1'45.952	276,9	12:42'56.448
8	18.502	33.071	21.791	31.980	1'45.344	272,7	12:44'40.195	8	18.331	33.604	21.808	32.352	1'46.095	279,1	12:44'42.543
9	18.557	33.304	21.931	32.118	1'45.910	267,3	12:46'26.105	9	18.523	33.372	21.885	32.187	1'45.967	280,5	12:46'28.510
10	18.544	33.212	21.888	32.200	1'45.844	276,9	12:48'11.949	10	18.615	33.343	21.918	32.876	1'46.752	272,7	12:48'15.262
11	18.420	33.183	21.912	32.138	1'45.653	272,0	12:49'57.602	11	18.822	33.515	22.029	32.382	1'46.748	272,0	12:50'02.010
12	18.835	33.175	21.909	32.325	1'46.244	268,7	12:51'43.846	12	18.628	33.304	21.987	32.157	1'46.076	279,8	12:51'48.086
13	18.614	33.258	21.897	32.245	1'46.014	274,1	12:53'29.860	13	18.425	33.300	21.917	32.205	1'45.847	274,1	12:53'33.933
14	18.500	33.162	21.824	32.104	1'45.590	276,9	12:55'15.450	14	18.580	33.447	21.980	32.333	1'46.340	270,0	12:55'20.273
15	18.611	33.279	21.926	32.083	1'45.899	275,5	12:57'01.349	15	18.585	33.474	22.045	32.390	1'46.494	270,0	12:57'06.767
16	18.451	33.339	22.001	32.205	1'45.996	277,6	12:58'47.345	16	18.778	33.524	22.073	32.348	1'46.723	271,4	12:58'53.490
17	18.705	33.303	21.900	32.335	1'46.243	273,4	13:00'33.588	17	18.413	33.539	22.056	32.460	1'46.468	274,1	13:00'39.958
18	18.665	33.778	21.912	32.182	1'46.537	273,4	13:02'20.125	18	18.781	33.573	21.879	32.550	1'46.783	268,7	13:02'26.741
Race Time 31'50.815								Race Time 31'57.431							

3° 62 S. MANZI [1'45.345]								6° 64 F. CARICASULO [1'45.844]							
Lap	Seg1	Seg2	Seg3	Seg4	Lap Time	km/h	Local Time	Lap	Seg1	Seg2	Seg3	Seg4	Lap Time	km/h	Local Time
1		33.619	22.090	32.549	1'50.612	236,8	12:32'19.922	1		33.634	22.076	32.731	1'49.865	238,9	12:32'19.175
2	18.789	33.752	22.135	32.036	1'46.712	282,7	12:34'06.634	2	18.672	33.767	21.910	32.108	1'46.457	274,8	12:34'05.632
3	18.487	33.493	21.801	32.340	1'46.121	280,5	12:35'52.755	3	18.507	33.471	21.975	32.497	1'46.450	276,9	12:35'52.082
4	18.657	33.396	21.998	31.982	1'46.033	285,7	12:37'38.788	4	18.714	33.522	21.833	32.160	1'46.229	272,7	12:37'38.311
5	18.472	33.435	21.790	32.091	1'45.788	280,5	12:39'24.576	5	18.353	33.511	21.848	32.132	1'45.844	279,1	12:39'24.155
6	18.445	33.339	21.826	32.228	1'45.838	278,4	12:41'10.414	6	18.567	33.371	21.917	32.156	1'46.011	279,1	12:41'10.166
7	18.562	33.162	21.817	31.927	1'45.468	277,6	12:42'55.882	7	18.445	33.342	21.864	32.522	1'46.173	277,6	12:42'56.339
8	18.541	33.062	21.794	32.015	1'45.412	273,4	12:44'41.294	8	18.649	33.595	22.113	32.214	1'46.571	275,5	12:44'42.910
9	18.491	33.152	21.795	31.907	1'45.345	275,5	12:46'26.639	9	18.405	33.365	21.960	32.162	1'45.892	280,5	12:46'28.802
10	18.503	33.164	21.876	32.067	1'45.610	275,5	12:48'12.249	10	18.488	33.510	22.037	32.354	1'46.389	280,5	12:48'15.191
11	18.563	33.175	21.826	32.101	1'45.665	284,2	12:49'57.914	11	18.689	33.497	22.049	32.422	1'46.657	271,4	12:50'01.848
12	18.643	33.239	21.906	32.213	1'46.001	277,6	12:51'43.915	12	18.493	33.427	21.980	32.254	1'46.154	272,7	12:51'48.002
13	18.429	33.255	21.849	32.160	1'45.693	274,1	12:53'29.608	13	18.664	33.405	21.961	32.297	1'46.327	271,4	12:53'34.329
14	18.436	33.182	21.889	32.459	1'45.966	279,1	12:55'15.574	14	18.521	33.469	21.989	32.274	1'46.253	276,9	12:55'20.582
15	18.379	33.185	21.830	32.175	1'45.569	281,3	12:57'01.143	15	18.467	33.567	21.981	32.329	1'46.344	279,1	12:57'06.926
16	18.497	33.380	22.007	32.174	1'46.058	278,4	12:58'47.201	16	18.339	33.652	21.970	32.476	1'46.437	278,4	12:58'53.363
17	18.914	33.396	21.951	32.229	1'46.490	268,7	13:00'33.691	17	18.698	33.646	22.051	32.617	1'47.012	271,4	13:00'40.375
18	18.507	33.400	21.899	32.299	1'46.105	278,4	13:02'19.796	18	18.467	33.648	21.885	32.567	1'46.567	275,5	13:02'26.942
Race Time 31'50.486 + 0.409Pen								Race Time 31'57.632							

07/05/2023

P = Pits In/Dut - C = Lap Time Cancelled

These data/results cannot be reproduced, stored and/or transmitted in whole or in part by any manner of electronic, mechanical, photocopying, recording, broadcasting or otherwise now known or herein after developed without the previous express consent by the copyright owner, except for reproduction in daily press and regular printed publications on sale to the public within 60 days of the event related to those data/results and always provided that copyright symbol appears together as follows below.

© DORNA WSBK ORGANIZATION Srl 2023



Prosecco DOC Catalunya, 5-7 May 2023
Chronological Analysis Race 2

Circuit de Barcelona 4.657 m

Start at 12:30'29.310

2 / 5

7° 29 N. SPINELLI [1'45.878]								10° 3 R. DE ROSA [1'45.737]							
Lap	Seg1	Seg2	Seg3	Seg4	Lap Time	km/h	Local Time	Lap	Seg1	Seg2	Seg3	Seg4	Lap Time	km/h	Local Time
1		33.913	22.435	32.241	1'51.000	240,0	12:32'20.310	1		34.356	22.432	32.555	1'52.330	243,8	12:32'21.640
2	18.773	34.094	22.436	32.108	1'47.411	284,2	12:34'07.721	2	18.634	33.481	22.212	32.492	1'46.819	279,1	12:34'08.459
3	18.594	33.583	22.193	32.178	1'46.548	277,6	12:35'54.269	3	18.661	33.377	22.269	32.447	1'46.754	281,3	12:35'55.213
4	18.584	33.285	22.099	32.146	1'46.114	278,4	12:37'40.383	4	18.624	33.259	21.994	32.297	1'46.174	279,1	12:37'41.387
5	18.601	33.469	22.144	32.165	1'46.379	279,1	12:39'26.762	5	18.571	33.444	22.019	32.353	1'46.387	276,9	12:39'27.774
6	18.594	33.278	22.036	32.092	1'46.000	276,9	12:41'12.762	6	18.539	33.170	21.875	32.153	1'45.737	273,4	12:41'13.511
7	18.570	33.339	22.024	32.158	1'46.091	279,1	12:42'58.853	7	18.595	33.191	21.914	32.174	1'45.874	275,5	12:42'59.385
8	18.415	33.302	22.155	32.215	1'46.087	277,6	12:44'44.940	8	18.574	33.234	22.031	32.364	1'46.203	274,1	12:44'45.588
9	18.432	33.305	22.007	32.134	1'45.878	274,8	12:46'30.818	9	18.479	33.399	22.067	32.205	1'46.150	274,8	12:46'31.738
10	18.606	33.253	21.966	32.151	1'45.976	270,0	12:48'16.794	10	18.522	33.585	22.004	32.208	1'46.319	282,7	12:48'18.057
11	18.592	33.392	21.972	32.199	1'46.155	271,4	12:50'02.949	11	18.579	33.412	22.053	32.266	1'46.310	275,5	12:50'04.367
12	18.671	33.399	21.926	32.311	1'46.307	268,7	12:51'49.256	12	18.460	33.290	21.887	32.219	1'45.856	279,1	12:51'50.223
13	18.557	33.423	22.009	32.242	1'46.231	272,7	12:53'35.487	13	18.634	33.407	21.888	32.282	1'46.211	271,4	12:53'36.434
14	18.582	33.507	22.009	32.135	1'46.233	272,7	12:55'21.720	14	18.682	33.368	21.873	32.441	1'46.364	272,0	12:55'22.798
15	18.749	33.453	21.940	32.287	1'46.429	274,8	12:57'08.149	15	18.650	33.485	21.988	32.405	1'46.528	272,0	12:57'09.326
16	18.562	33.458	21.978	32.397	1'46.395	275,5	12:58'54.544	16	18.679	33.523	22.047	32.466	1'46.715	272,7	12:58'56.041
17	18.483	33.419	21.994	32.340	1'46.236	272,0	13:00'40.780	17	18.689	33.528	22.148	32.655	1'47.020	273,4	13:00'43.061
18	18.652	33.461	22.090	32.471	1'46.674	272,0	13:02'27.454	18	18.796	33.720	22.134	32.776	1'47.426	273,4	13:02'30.487
Race Time 31'58.144								Race Time 32'01.177							

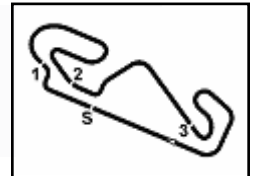
8° 66 N. TUULI [1'45.779]								11° 71 T. EDWARDS [1'46.021]							
Lap	Seg1	Seg2	Seg3	Seg4	Lap Time	km/h	Local Time	Lap	Seg1	Seg2	Seg3	Seg4	Lap Time	km/h	Local Time
1		33.866	22.215	32.211	1'50.811	243,2	12:32'20.121	1		33.886	22.284	32.392	1'51.249	228,8	12:32'20.559
2	18.785	33.919	22.065	32.128	1'46.897	282,7	12:34'07.018	2	18.933	33.479	22.184	32.168	1'46.764	277,6	12:34'07.323
3	18.438	33.459	21.912	32.466	1'46.275	277,6	12:35'53.293	3	18.843	33.886	22.177	32.243	1'47.149	272,0	12:35'54.472
4	18.614	33.445	21.950	32.278	1'46.287	278,4	12:37'39.580	4	18.637	33.123	22.174	32.115	1'46.049	278,4	12:37'40.521
5	18.835	33.376	21.996	32.139	1'46.346	273,4	12:39'25.926	5	18.647	33.149	22.086	32.139	1'46.021	279,8	12:39'26.542
6	18.579	33.239	22.038	32.059	1'45.915	277,6	12:41'11.841	6	18.624	33.153	21.995	32.266	1'46.038	277,6	12:41'12.580
7	18.582	33.240	21.898	32.059	1'45.779	277,6	12:42'57.620	7	18.616	33.200	22.000	32.389	1'46.205	276,9	12:42'58.785
8	18.579	33.244	21.945	32.109	1'45.877	274,1	12:44'43.497	8	18.632	33.294	22.304	32.502	1'46.732	275,5	12:44'45.517
9	18.581	33.377	21.905	32.168	1'46.031	273,4	12:46'29.528	9	18.745	33.400	22.100	32.248	1'46.493	274,8	12:46'32.010
10	18.502	33.430	22.054	32.268	1'46.254	278,4	12:48'15.782	10	18.729	33.305	22.147	32.395	1'46.576	276,9	12:48'18.586
11	18.533	33.661	22.075	32.248	1'46.517	280,5	12:50'02.299	11	18.625	33.231	22.102	32.207	1'46.165	278,4	12:50'04.751
12	18.656	33.449	22.088	32.325	1'46.518	279,8	12:51'48.817	12	18.562	33.211	22.024	32.343	1'46.140	276,9	12:51'50.891
13	18.501	33.449	21.949	32.334	1'46.233	276,9	12:53'35.050	13	18.573	33.320	22.021	32.325	1'46.239	275,5	12:53'37.130
14	18.566	33.463	22.128	32.284	1'46.441	277,6	12:55'21.491	14	18.683	33.451	22.228	32.275	1'46.637	272,7	12:55'23.767
15	18.754	33.384	21.930	32.363	1'46.431	272,7	12:57'07.922	15	18.691	33.441	22.057	32.349	1'46.538	278,4	12:57'10.305
16	18.540	33.402	22.145	32.429	1'46.516	272,0	12:58'54.438	16	18.855	33.288	21.974	32.570	1'46.687	270,0	12:58'56.992
17	18.753	33.452	22.025	32.407	1'46.637	272,0	13:00'41.075	17	18.634	33.482	22.175	32.633	1'46.924	271,4	13:00'43.916
18	18.682	33.555	22.119	32.422	1'46.778	275,5	13:02'27.853	18	18.769	33.553	22.078	32.607	1'47.007	271,4	13:02'30.923
Race Time 31'58.543								Race Time 32'01.613							

9° 9 J. NAVARRO [1'45.871]								12° 99 A. HUERTAS [1'46.056]							
Lap	Seg1	Seg2	Seg3	Seg4	Lap Time	km/h	Local Time	Lap	Seg1	Seg2	Seg3	Seg4	Lap Time	km/h	Local Time
1		33.767	22.054	32.725	1'50.576	240,5	12:32'19.886	1		34.027	22.175	32.346	1'51.413	244,3	12:32'20.723
2	18.738	33.762	22.071	32.098	1'46.669	282,7	12:34'06.555	2	18.499	33.569	22.052	32.092	1'46.212	279,1	12:34'06.935
3	18.715	33.473	21.999	32.240	1'46.427	277,6	12:35'52.982	3	18.967	33.800	22.116	32.125	1'47.008	279,1	12:35'53.943
4	18.650	33.854	21.997	32.244	1'46.745	281,3	12:37'39.727	4	18.552	33.330	21.973	32.201	1'46.056	274,1	12:37'39.999
5	18.615	33.240	21.961	32.174	1'45.990	282,0	12:39'25.717	5	18.566	33.427	21.994	32.078	1'46.065	276,2	12:39'26.064
6	18.639	33.163	21.921	32.186	1'45.909	272,7	12:41'11.626	6	18.557	33.369	21.978	32.153	1'46.057	279,1	12:41'12.121
7	18.571	33.196	21.943	32.184	1'45.894	272,7	12:42'57.520	7	18.552	33.379	21.953	32.188	1'46.072	276,9	12:42'58.193
8	18.594	33.149	21.978	32.150	1'45.871	273,4	12:44'43.391	8	18.551	33.435	22.733	32.374	1'47.093	272,7	12:44'45.286
9	18.612	33.243	21.947	32.177	1'45.979	275,5	12:46'29.370	9	18.622	33.462	21.997	32.209	1'46.290	274,8	12:46'31.576
10	18.546	33.353	22.079	32.238	1'46.216	274,8	12:48'15.586	10	18.487	33.425	22.042	32.236	1'46.190	274,8	12:48'17.766
11	18.643	33.654	21.982	32.292	1'46.571	277,6	12:50'02.157	11	18.637	33.513	21.989	32.279	1'46.418	271,4	12:50'04.184
12	18.667	33.374	22.038	32.322	1'46.401	283,5	12:51'48.558	12	18.743	33.479	21.982	32.208	1'46.412	270,7	12:51'50.596
13	18.595	33.424	21.939	32.371	1'46.329	273,4	12:53'34.887	13	18.607	33.521	21.931	32.590	1'46.649	275,5	12:53'37.245
14	18.607	33.485	22.035	32.360	1'46.487	274,1	12:55'21.374	14	18.456	33.508	22.035	32.369	1'46.368	274,1	12:55'23.613
15	18.969	33.665	22.030	32.436	1'47.100	272,7	12:57'08.474	15	18.609	33.662	22.265	32.559	1'47.095	272,7	12:57'10.708
16	18.626	33.515	22.081	32.478	1'46.700	279,1	12:58'55.174	16	18.627	33.673	22.034	32.550	1'46.884	273,4	12:58'57.592
17	18.727	33.736	22.251	32.627	1'47.341	274,8	13:00'42.515	17	18.664	33.777	22.144	32.578	1'47.163	274,1	13:00'44.755
18	18.747	33.718	22.157	32.741	1'47.363	272,0	13:02'29.878	18	18.704	33.839	22.098	32.518	1'47.159	272,7	13:02'31.914
Race Time 32'00.568								Race Time 32'02.604							

07/05/2023 P = Pits In/Out - C = Lap Time Cancelled

These data/results cannot be reproduced, stored and/or transmitted in whole or in part by any manner of electronic, mechanical, photocopying, recording, broadcasting or otherwise now known or herein after developed without the previous express consent by the copyright owner, except for reproduction in daily press and regular printed publications on sale to the public within 60 days of the event related to those data/results and always provided that copyright symbol appears together as follows below.

© DORNA WSBK ORGANIZATION Srl 2023



Circuit de Barcelona 4.657 m

Prosecco DOC Catalunya, 5-7 May 2023 Chronological Analysis Race 2

Start at 12:30'29.310

3 / 5

13° 14 L. MAHIAS [1'46.032]								16° 55 Y. MONTELLA [1'46.153]							
Lap	Seg1	Seg2	Seg3	Seg4	Lap Time	km/h	Local Time	Lap	Seg1	Seg2	Seg3	Seg4	Lap Time	km/h	Local Time
1		34.378	22.442	32.449	1'52.061	237,9	12:32'21.371	1		33.932	22.216	32.457	1'50.764	235,3	12:32'20.074
2	18.594	33.655	22.256	32.279	1'46.784	279,1	12:34'08.155	2	18.746	35.145	22.801	32.417	1'49.109	283,5	12:34'09.183
3	18.477	33.569	22.173	32.210	1'46.429	281,3	12:35'54.584	3	18.445	33.391	22.006	32.401	1'46.243	280,5	12:35'55.426
4	18.610	33.468	22.012	32.041	1'46.131	280,5	12:37'40.715	4	18.738	33.394	21.975	32.244	1'46.351	279,1	12:37'41.777
5	18.755	33.918	22.261	32.233	1'47.167	273,4	12:39'27.882	5	18.588	33.438	21.937	32.383	1'46.346	274,8	12:39'28.123
6	18.627	33.411	22.068	32.025	1'46.131	277,6	12:41'14.013	6	18.558	33.375	22.026	32.194	1'46.153	276,9	12:41'14.276
7	18.606	33.444	21.990	32.089	1'46.129	274,8	12:43'00.142	7	18.520	33.431	22.047	32.185	1'46.183	276,2	12:43'00.459
8	18.589	33.372	22.064	32.143	1'46.168	274,8	12:44'46.310	8	18.533	33.398	22.175	32.295	1'46.401	274,8	12:44'46.860
9	18.521	33.423	22.006	32.082	1'46.032	278,4	12:46'32.342	9	18.661	33.448	22.089	32.318	1'46.516	272,7	12:46'33.376
10	18.537	33.512	22.107	32.180	1'46.336	274,8	12:48'18.678	10	18.567	33.368	22.153	32.313	1'46.401	270,7	12:48'19.777
11	18.659	33.542	22.060	32.151	1'46.412	277,6	12:50'05.090	11	18.586	33.449	22.059	32.477	1'46.571	271,4	12:50'06.348
12	18.638	33.387	21.996	32.140	1'46.161	275,5	12:51'51.251	12	18.814	33.598	21.976	32.378	1'46.766	273,4	12:51'53.114
13	18.597	33.565	22.051	32.211	1'46.424	279,1	12:53'37.675	13	18.533	33.661	22.119	32.465	1'46.778	275,5	12:53'39.892
14	18.681	33.538	22.124	32.239	1'46.582	272,7	12:55'24.257	14	18.652	33.555	22.205	32.439	1'46.851	271,4	12:55'26.743
15	18.644	33.569	22.056	32.369	1'46.638	272,7	12:57'10.895	15	18.601	33.572	22.106	32.571	1'46.850	270,0	12:57'13.593
16	18.725	33.670	22.238	32.357	1'46.990	272,7	12:58'57.885	16	18.684	33.621	22.041	32.538	1'46.884	268,7	12:59'00.477
17	18.654	33.858	22.187	32.519	1'47.218	273,4	13:00'45.103	17	18.783	33.721	22.196	32.580	1'47.280	273,4	13:00'47.757
18	18.743	33.848	22.174	32.641	1'47.406	272,0	13:02'32.509	18	18.619	33.726	22.044	32.511	1'46.900	273,4	13:02'34.657

Race Time 32'03.199

Race Time 32'05.347

14° 69 T. BOOTH-AMOS [1'46.002]								17° 19 A. MANTOVANI [1'46.123]							
Lap	Seg1	Seg2	Seg3	Seg4	Lap Time	km/h	Local Time	Lap	Seg1	Seg2	Seg3	Seg4	Lap Time	km/h	Local Time
1		34.118	22.364	32.326	1'51.589	242,2	12:32'20.899	1		35.019	22.583	32.616	1'53.682	244,3	12:32'22.992
2	18.747	33.571	22.177	32.039	1'46.534	274,8	12:34'07.433	2	18.729	33.844	22.311	32.312	1'47.196	279,1	12:34'10.188
3	18.582	33.680	22.256	32.120	1'46.638	274,8	12:35'54.071	3	18.977	33.644	22.255	32.558	1'47.434	279,1	12:35'57.622
4	18.584	33.296	22.028	32.211	1'46.119	279,1	12:37'40.190	4	18.646	33.320	22.064	32.357	1'46.387	272,7	12:37'44.009
5	18.594	33.367	22.094	32.116	1'46.171	270,0	12:39'26.361	5	18.564	33.405	22.020	32.229	1'46.218	280,5	12:39'30.227
6	18.559	33.282	21.987	32.174	1'46.002	274,1	12:41'12.363	6	18.766	33.319	21.969	32.080	1'46.134	270,0	12:41'16.361
7	18.548	33.389	21.941	32.209	1'46.087	273,4	12:42'58.450	7	18.628	33.433	21.989	32.135	1'46.185	272,0	12:43'02.546
8	18.524	33.362	22.112	32.306	1'46.304	276,2	12:44'44.754	8	18.618	33.375	21.974	32.156	1'46.123	270,0	12:44'48.669
9	18.719	33.377	22.356	32.258	1'46.710	269,3	12:46'31.464	9	18.590	33.595	22.007	32.211	1'46.403	270,7	12:46'35.072
10	18.679	33.767	22.122	32.304	1'46.872	275,5	12:48'18.336	10	18.655	33.420	22.125	32.114	1'46.314	271,4	12:48'21.386
11	18.606	33.628	22.113	32.265	1'46.612	276,2	12:50'04.948	11	18.678	33.404	21.908	32.167	1'46.157	272,0	12:50'07.543
12	18.499	33.389	22.030	32.292	1'46.210	277,6	12:51'51.158	12	18.681	33.414	22.014	32.227	1'46.336	270,7	12:51'53.879
13	18.762	33.605	22.103	32.519	1'46.989	274,8	12:53'38.147	13	18.645	33.475	22.015	32.268	1'46.403	272,0	12:53'40.282
14	18.553	33.615	22.196	32.470	1'46.834	275,5	12:55'24.981	14	18.708	33.655	22.145	32.316	1'46.824	276,9	12:55'27.106
15	18.573	33.495	22.295	32.538	1'46.901	273,4	12:57'11.882	15	18.603	33.575	22.092	32.826	1'47.096	275,5	12:57'14.202
16	18.640	33.546	22.209	32.451	1'46.846	270,7	12:58'58.728	16	18.726	33.677	22.023	32.426	1'46.852	276,2	12:59'01.054
17	18.589	33.620	22.197	32.652	1'47.058	272,0	13:00'45.786	17	18.676	33.823	22.131	32.549	1'47.179	274,8	13:00'48.233
18	18.653	33.623	22.157	32.689	1'47.122	272,0	13:02'32.908	18	18.718	33.907	22.132	32.740	1'47.497	274,8	13:02'35.730

Race Time 32'03.598

Race Time 32'06.420

15° 31 A. FERNANDEZ GONZALEZ [1'46.099]								18° 22 F. FULIGNI [1'46.860]							
Lap	Seg1	Seg2	Seg3	Seg4	Lap Time	km/h	Local Time	Lap	Seg1	Seg2	Seg3	Seg4	Lap Time	km/h	Local Time
1		34.730	22.353	32.666	1'53.349	251,7	12:32'22.659	1		34.373	22.567	32.706	1'53.014	242,7	12:32'22.324
2	18.681	33.507	22.062	32.675	1'46.925	281,3	12:34'09.584	2	18.789	33.553	22.389	32.916	1'47.647	275,5	12:34'09.971
3	18.924	33.542	21.980	32.315	1'46.761	281,3	12:35'56.345	3	18.911	33.598	22.540	32.876	1'47.925	276,9	12:35'57.896
4	18.439	33.414	21.931	32.315	1'46.099	279,1	12:37'42.444	4	18.817	33.632	22.139	32.272	1'46.860	279,1	12:37'44.756
5	18.579	33.520	21.914	32.337	1'46.350	281,3	12:39'28.794	5	18.973	33.442	22.232	32.589	1'47.236	270,0	12:39'31.992
6	18.665	33.386	21.899	32.253	1'46.203	277,6	12:41'14.997	6	18.710	33.676	22.186	32.577	1'47.149	275,5	12:41'19.141
7	18.515	33.529	21.990	32.294	1'46.328	277,6	12:43'01.325	7	18.836	33.714	22.314	32.791	1'47.655	274,8	12:43'06.796
8	18.615	33.482	21.923	32.302	1'46.322	276,2	12:44'47.647	8	18.551	33.623	22.285	32.668	1'47.127	276,9	12:44'53.923
9	18.547	33.452	21.897	32.330	1'46.226	276,9	12:46'33.873	9	18.958	33.484	22.285	32.542	1'47.269	266,0	12:46'41.192
10	18.498	33.479	21.982	32.387	1'46.346	279,8	12:48'20.219	10	18.939	33.514	22.217	32.544	1'47.214	266,0	12:48'28.406
11	18.554	33.455	21.955	32.326	1'46.290	279,8	12:50'06.509	11	18.939	33.503	22.282	32.538	1'47.262	265,4	12:50'15.668
12	18.475	33.592	21.913	32.409	1'46.389	276,9	12:51'52.898	12	19.071	33.910	22.379	32.712	1'48.072	264,1	12:52'03.740
13	18.618	34.061	22.037	32.435	1'47.151	273,4	12:53'40.049	13	18.747	33.513	22.136	32.502	1'46.898	272,7	12:53'50.638
14	18.787	33.588	22.050	32.461	1'46.886	272,0	12:55'26.935	14	18.909	33.502	22.231	32.519	1'47.161	264,7	12:55'37.799
15	18.899	33.737	21.815	32.619	1'47.070	271,4	12:57'14.005	15	19.223	34.001	22.367	32.983	1'48.574	266,0	12:57'26.373
16	18.547	33.673	21.939	32.459	1'46.618	279,8	12:59'00.623	16	18.761	33.595	22.179	32.677	1'47.212	270,7	12:59'13.585
17	18.508	33.644	22.155	32.555	1'46.862	276,9	13:00'47.485	17	18.955	33.626	22.251	32.655	1'47.487	264,7	13:01'01.072
18	18.661	33.712	21.931	32.681	1'46.985	274,1	13:02'34.470	18	18.963	33.646	22.244	32.604	1'47.457	264,1	13:02'48.529

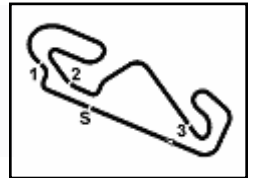
Race Time 32'05.160

Race Time 32'19.219

07/05/2023 P = Pits In/Dut - C = Lap Time Cancelled

These data/results cannot be reproduced, stored and/or transmitted in whole or in part by any manner of electronic, mechanical, photocopying, recording, broadcasting or otherwise now known or herein after developed without the previous express consent by the copyright owner, except for reproduction in daily press and regular printed publications on sale to the public within 60 days of the event related to those data/results and always provided that copyright symbol appears together as follows below.

© DORNA WSBK ORGANIZATION Srl 2023



Prosecco DOC Catalunya, 5-7 May 2023
Chronological Analysis Race 2

Start at 12:30'29.310

19° 51 A. SARMOON [1'46.860]								22° 7 A. NORRODIN [1'46.982]							
Lap	Seg1	Seg2	Seg3	Seg4	Lap Time	km/h	Local Time	Lap	Seg1	Seg2	Seg3	Seg4	Lap Time	km/h	Local Time
1		34.798	22.374	32.629	1'53.208	242,2	12:32'22.518	1		34.644	22.480	32.650	1'53.526	243,8	12:32'22.836
2	18.981	33.753	22.316	32.844	1'47.894	279,1	12:34'10.412	2	18.792	33.841	22.264	32.414	1'47.311	272,7	12:34'10.147
3	18.871	33.859	22.455	32.742	1'47.927	284,2	12:35'58.339	3	18.904	33.705	22.564	32.654	1'47.827	273,4	12:35'57.974
4	18.921	33.590	22.415	32.673	1'47.599	280,5	12:37'45.938	4	18.907	33.791	22.537	32.423	1'47.658	270,7	12:37'45.632
5	18.869	33.589	22.272	32.517	1'47.247	277,6	12:39'33.185	5	18.835	33.615	22.402	32.825	1'47.677	268,7	12:39'33.309
6	18.688	33.470	22.309	32.513	1'46.980	276,9	12:41'20.165	6	18.821	33.587	22.335	32.239	1'46.982	269,3	12:41'20.291
7	18.777	33.673	22.122	32.333	1'46.905	273,4	12:43'07.070	7	18.826	33.748	22.185	32.235	1'46.994	270,0	12:43'07.285
8	18.926	33.738	22.317	32.726	1'47.707	285,0	12:44'54.777	8	18.829	33.882	22.288	32.675	1'47.674	268,0	12:44'54.959
9	18.645	33.502	22.288	32.425	1'46.860	274,1	12:46'41.637	9	18.957	33.659	22.311	32.683	1'47.610	271,4	12:46'42.569
10	18.872	33.627	22.289	32.446	1'47.234	279,8	12:48'28.871	10	19.040	33.705	22.388	32.763	1'47.896	268,7	12:48'30.465
11	18.735	33.570	22.265	32.384	1'46.954	269,3	12:50'15.825	11	18.954	34.007	23.223	32.596	1'48.780	266,0	12:50'19.245
12	18.764	33.894	22.355	32.706	1'47.719	270,0	12:52'03.544	12	19.000	33.702	22.285	32.574	1'47.561	262,8	12:52'06.806
13	19.160	33.585	22.240	32.511	1'47.496	266,0	12:53'51.040	13	19.009	33.795	22.359	32.730	1'47.893	262,8	12:53'54.699
14	18.741	33.614	22.097	32.453	1'46.905	272,0	12:55'37.945	14	18.973	33.849	22.467	32.798	1'48.087	268,0	12:55'42.786
15	18.912	33.976	22.412	32.940	1'48.240	270,0	12:57'26.185	15	18.966	34.035	22.532	32.924	1'48.457	266,0	12:57'31.243
16	19.089	33.652	22.229	32.687	1'47.657	265,4	12:59'13.842	16	19.033	33.951	22.451	33.040	1'48.475	264,1	12:59'19.718
17	18.914	33.812	22.301	32.780	1'47.807	272,7	13:01'01.649	17	19.231	34.070	22.494	33.010	1'48.805	260,2	13:01'08.523
18	18.791	33.758	22.160	32.628	1'47.337	270,0	13:02'48.966	18	18.827	34.027	22.500	32.954	1'48.308	270,0	13:02'56.831
Race Time 32'19.676								Race Time 32'27.521							

20° 27 A. DIAZ [1'46.958]								23° 95 T. MACKENZIE [1'47.308]							
Lap	Seg1	Seg2	Seg3	Seg4	Lap Time	km/h	Local Time	Lap	Seg1	Seg2	Seg3	Seg4	Lap Time	km/h	Local Time
1		34.249	22.365	32.725	1'52.924	243,8	12:32'22.234	1		34.573	23.192	32.530	1'54.554	241,6	12:32'23.864
2	18.678	33.596	22.368	32.577	1'47.219	276,2	12:34'09.453	2	19.103	33.607	22.410	32.511	1'47.631	274,1	12:34'11.495
3	18.799	33.630	22.141	32.630	1'47.200	277,6	12:35'56.653	3	19.022	33.649	22.316	32.567	1'47.554	266,7	12:35'59.049
4	18.816	33.620	22.044	32.478	1'46.958	275,5	12:37'43.611	4	19.025	33.648	22.341	32.676	1'47.690	268,7	12:37'46.739
5	18.726	33.904	22.223	32.543	1'47.396	274,1	12:39'31.007	5	18.954	33.705	22.348	32.541	1'47.548	265,4	12:39'34.287
6	18.914	33.679	22.210	32.696	1'47.499	268,7	12:41'18.506	6	19.026	33.676	22.339	32.505	1'47.546	267,3	12:41'21.833
7	18.852	33.717	22.237	32.677	1'47.483	267,3	12:43'05.989	7	18.968	33.663	22.300	32.585	1'47.516	268,7	12:43'09.349
8	19.027	33.743	22.233	33.017	1'48.020	265,4	12:44'54.009	8	18.888	33.549	22.332	32.539	1'47.308	268,7	12:44'56.657
9	19.011	33.682	22.182	32.546	1'47.421	266,0	12:46'41.430	9	19.012	33.687	22.442	32.669	1'47.810	270,0	12:46'44.467
10	18.934	33.615	22.277	32.562	1'47.388	274,1	12:48'28.818	10	19.112	33.780	22.426	32.557	1'47.875	266,7	12:48'32.342
11	19.054	33.760	22.226	32.631	1'47.671	270,7	12:50'16.489	11	18.871	33.918	22.268	32.634	1'47.691	268,0	12:50'20.033
12	18.807	33.834	22.118	32.637	1'47.396	269,3	12:52'03.885	12	19.035	33.738	22.337	32.505	1'47.615	267,3	12:52'07.648
13	18.924	33.735	22.201	32.716	1'47.576	275,5	12:53'51.461	13	18.997	33.791	22.342	32.624	1'47.754	268,0	12:53'55.402
14	18.812	33.794	22.271	32.765	1'47.642	270,0	12:55'39.103	14	18.977	33.881	22.362	32.652	1'47.872	270,0	12:55'43.274
15	18.913	33.927	22.239	32.840	1'47.919	268,7	12:57'27.022	15	19.057	33.910	22.469	32.736	1'48.172	270,7	12:57'31.446
16	18.850	33.923	22.205	32.822	1'47.800	269,3	12:59'14.822	16	19.063	33.972	22.491	32.856	1'48.382	268,0	12:59'19.828
17	18.937	34.067	22.360	33.092	1'48.456	268,7	13:01'03.278	17	19.018	33.999	22.563	33.017	1'48.597	264,7	13:01'08.425
18	19.026	34.370	22.416	33.174	1'48.986	266,0	13:02'52.264	18	19.098	34.007	22.458	32.888	1'48.451	268,0	13:02'56.876
Race Time 32'22.954								Race Time 32'27.566							

21° 16 Y. OKAYA [1'46.904]								24° 73 M. KOFLER [1'47.387]							
Lap	Seg1	Seg2	Seg3	Seg4	Lap Time	km/h	Local Time	Lap	Seg1	Seg2	Seg3	Seg4	Lap Time	km/h	Local Time
1		34.208	22.455	32.736	1'53.269	246,6	12:32'22.579	1		34.205	22.352	32.492	1'51.973	238,4	12:32'21.283
2	18.812	33.749	22.299	32.565	1'47.425	280,5	12:34'10.004	2	18.920	33.938	22.405	32.564	1'47.827	276,2	12:34'09.110
3	18.712	33.557	22.276	32.359	1'46.904	276,2	12:35'56.908	3	18.745	34.579	22.437	32.888	1'48.649	276,9	12:35'57.759
4	18.807	33.555	22.196	32.448	1'47.006	278,4	12:37'43.914	4	18.867	33.854	22.302	32.581	1'47.604	276,9	12:37'45.363
5	18.916	33.720	22.398	32.605	1'47.639	276,2	12:39'31.553	5			22.372	32.694	1'48.779	274,8	12:39'34.142
6	18.842	33.578	22.288	32.683	1'47.391	270,0	12:41'18.944	6	18.925	33.667	22.263	32.555	1'47.410	273,4	12:41'21.552
7	18.888	33.773	22.232	32.808	1'47.701	270,0	12:43'06.645	7	18.781			32.691	1'47.519	274,1	12:43'09.071
8	19.058	33.692	22.404	32.781	1'47.935	270,0	12:44'54.580	8	18.742			32.814	1'47.387	272,0	12:44'56.458
9	19.061	33.672	22.386	32.704	1'47.823	268,7	12:46'42.403	9	18.857	33.734	22.315	32.749	1'47.655	272,0	12:46'44.113
10	18.875	33.636	22.459	32.922	1'47.892	268,7	12:48'30.295	10	18.983				1'47.913	268,7	12:48'32.026
11	18.839	33.709	22.515	33.012	1'48.075	267,3	12:50'18.370	11	18.858				1'47.750		12:50'19.776
12	18.898	33.619	22.393	32.709	1'47.619	267,3	12:52'05.989	12					1'47.584		12:52'07.360
13	19.094	33.877	22.474	33.016	1'48.461	268,0	12:53'54.450	13					1'47.880		12:53'55.240
14	18.910	33.855	22.477	32.942	1'48.184	269,3	12:55'42.634	14					1'47.918		12:55'43.158
15	18.949	33.909	22.590	33.036	1'48.484	267,3	12:57'31.118	15					1'48.666		12:57'31.824
16	18.910	33.888	22.521	33.139	1'48.458	266,0	12:59'19.576	16					1'48.554		12:59'20.378
17	19.055	33.979	22.536	33.105	1'48.675	264,7	13:01'08.251	17					1'48.431		13:01'08.809
18	18.986	33.976	22.472	33.012	1'48.446	265,4	13:02'56.697	18					1'48.475		13:02'57.284
Race Time 32'27.387								Race Time 32'27.974							

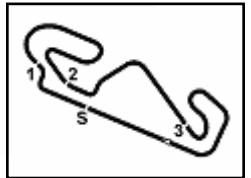
07/05/2023

P = Pits In/Out - C = Lap Time Cancelled

These data/results cannot be reproduced, stored and/or transmitted in whole or in part by any manner of electronic, mechanical, photocopying, recording, broadcasting or otherwise now known or herein after developed without the previous express consent by the copyright owner, except for reproduction in daily press and regular printed publications on sale to the public within 60 days of the event related to those data/results and always provided that copyright symbol appears together as follows below.

© DORNA WSBK ORGANIZATION Srl 2023





Prosecco DOC Catalunya, 5-7 May 2023
Chronological Analysis Race 2

Start at 12:30'29.310

25° 4 H. TRUelDVE [1'46.936]							
Lap	Seg1	Seg2	Seg3	Seg4	Lap Time	km/h	Local Time
1		34.477	22.731	32.549	1'53.862	248,3	12:32'23.172
2	18.856	33.714	22.316	32.633	1'47.519	278,4	12:34'10.691
3	18.773	33.598	22.326	32.753	1'47.450	282,7	12:35'58.141
4	19.018	33.593	22.338	32.365	1'47.314	280,5	12:37'45.455
5	18.902	33.747	22.372	32.559	1'47.580	275,5	12:39'33.035
6	18.992	33.940	22.436	32.627	1'47.995	272,7	12:41'21.030
7	18.871	33.490	22.152	32.423	1'46.936	273,4	12:43'07.966
8	18.760	33.557	22.204	32.713	1'47.234	272,7	12:44'55.200
9	18.886	33.745	22.302	32.544	1'47.477	279,8	12:46'42.677
10	18.770	33.654	22.378	32.883	1'47.685	276,2	12:48'30.362
11	18.934	33.879	22.257	33.018	1'48.088	271,4	12:50'18.450
12	18.981	33.683	22.393	32.647	1'47.704	271,4	12:52'06.154
13	18.797	34.231	22.506	32.840	1'48.374	274,8	12:53'54.528
14	20.074	34.469	22.548	32.806	1'49.897	270,7	12:55'44.425
15	19.056	33.800	22.425	32.812	1'48.093	269,3	12:57'32.518
16	18.945	33.996	22.305	32.815	1'48.061	272,0	12:59'20.579
17	18.987	34.205	22.599	32.934	1'48.725	275,5	13:01'09.304
18	19.089	33.917	22.481	33.052	1'48.539	270,7	13:02'57.843
Race Time 32'28.533							

RET 11 N. BULEGA [1'45.166]							
Lap	Seg1	Seg2	Seg3	Seg4	Lap Time	km/h	Local Time
1		33.691	21.901	33.030	1'50.178	233,8	12:32'19.488
2	18.963	33.570	22.015	32.095	1'46.643	279,8	12:34'06.131
3	18.879	33.421	21.893	32.227	1'46.420	279,8	12:35'52.551
4	18.754	33.746	21.957	32.055	1'46.512	281,3	12:37'39.063
5	18.531	33.214	21.870	32.277	1'45.892	278,4	12:39'24.955
6	18.619	33.039	21.918	32.082	1'45.658	274,1	12:41'10.613
7	18.512	33.411	21.823	32.166	1'45.912	284,2	12:42'56.525
8	18.407	33.503	21.929	31.999	1'45.838	283,5	12:44'42.363
9	18.492	32.935	21.796	31.943	1'45.166	274,1	12:46'27.529
10	18.472	32.932	21.769	32.085	1'45.258	274,1	12:48'12.787
11	18.630	33.056	21.781	32.093	1'45.560	276,9	12:49'58.347
12	18.614	33.266	21.850	32.213	1'45.943	279,8	12:51'44.290
13	18.558	33.433	21.877	32.214	1'46.082	281,3	12:53'30.372
14	18.581	33.107	21.732	32.255	1'45.675	276,2	12:55'16.047
15	18.507	33.179	21.843	32.195	1'45.724	276,9	12:57'01.771
16	18.599	33.367	21.935	32.197	1'46.098	276,9	12:58'47.869
Race Time 28'18.559							

26° 68 L. POWER [1'47.461]							
Lap	Seg1	Seg2	Seg3	Seg4	Lap Time	km/h	Local Time
1		34.720	22.835	32.602	1'54.106	246,0	12:32'23.416
2	19.766	34.419	22.368	32.674	1'49.227	276,9	12:34'12.643
3	18.800	33.737	22.309	32.615	1'47.461	272,7	12:36'00.104
4	18.826	34.049	22.468	32.772	1'48.115	271,4	12:37'48.219
5	18.922	33.911	22.421	32.787	1'48.041	268,7	12:39'36.260
6	18.890	33.941	22.311	32.699	1'47.841	268,7	12:41'24.101
7	18.862	33.938	22.402	32.685	1'47.887	269,3	12:43'11.988
8	18.865	33.833	22.375	32.859	1'47.932	268,7	12:44'59.920
9	18.976	33.895	22.403	32.741	1'48.015	268,7	12:46'47.935
10	18.772	33.802	22.447	33.258	1'48.279	269,3	12:48'36.214
11	18.894	33.929	22.498	33.010	1'48.331	268,0	12:50'24.545
12	18.878	34.152	22.517	32.827	1'48.374	266,7	12:52'12.919
13	18.790	33.984	22.338	32.784	1'47.896	266,7	12:54'00.815
14	18.905	33.928	22.383	32.890	1'48.106	266,0	12:55'48.921
15	18.873	34.022	22.362	32.870	1'48.127	266,7	12:57'37.048
16	18.859	34.060	22.336	32.986	1'48.241	267,3	12:59'25.289
17	18.861	34.213	22.529	33.051	1'48.654	267,3	13:01'13.943
18	18.815	34.135	22.391	33.230	1'48.571	267,3	13:03'02.514
Race Time 32'33.204							

RET 24 A. WONGTHANON [1'46.639]							
Lap	Seg1	Seg2	Seg3	Seg4	Lap Time	km/h	Local Time
1		34.320	22.548	32.516	1'52.621	241,6	12:32'21.931
2	18.862	33.585	22.376	32.798	1'47.621	274,8	12:34'09.552
3	18.556	33.569	22.118	32.396	1'46.639	281,3	12:35'56.191
4	18.836	33.551	22.241	32.510	1'47.138	274,8	12:37'43.329
5	18.903	33.934	23.085	32.527	1'48.449	271,4	12:39'31.778
6	18.814	33.592	22.345	32.850	1'47.601	276,9	12:41'19.379
7	18.810	33.831	22.221	32.711	1'47.573	278,4	12:43'06.952
8	18.925	33.714	22.402	32.651	1'47.692	279,8	12:44'54.644
9	19.167	34.194	22.824	35.400	1'51.585	268,0	12:46'46.229
10	19.199	34.391	23.012	49.903	2'06.505P	268,7	12:48'52.734
Race Time 18'23.424							

27° 98 M. ABE [1'47.737]							
Lap	Seg1	Seg2	Seg3	Seg4	Lap Time	km/h	Local Time
1		34.591	23.089	32.495	1'54.385	247,7	12:32'23.695
2	18.838	33.685	22.490	32.724	1'47.737	271,4	12:34'11.432
3	19.540	33.827	22.530	32.694	1'48.591	270,7	12:36'00.023
4	19.028	34.049	22.540	32.741	1'48.358	266,7	12:37'48.381
5	18.915	34.057	22.382	32.747	1'48.101	269,3	12:39'36.482
6	18.962	33.804	22.423	32.718	1'47.907	266,7	12:41'24.389
7	18.934	33.996	22.482	32.949	1'48.361	268,0	12:43'12.750
8	18.953	34.148	22.705	33.058	1'48.864	265,4	12:45'01.614
9	19.162	34.075	22.865	33.289	1'49.391	264,1	12:46'51.005
10	19.158	34.278	22.674	33.134	1'49.244	262,1	12:48'40.249
11	19.187	34.463	22.694	33.301	1'49.645	260,9	12:50'29.894
12	19.187	34.345	22.754	33.471	1'49.757	258,4	12:52'19.651
13	19.219	34.571	22.756	33.196	1'49.742	259,0	12:54'09.393
14	19.356	34.574	22.753	33.307	1'49.990	259,0	12:55'59.383
15	19.227	34.541	22.826	33.456	1'50.050	257,8	12:57'49.433
16	19.274	34.518	22.787	33.596	1'50.175	259,0	12:59'39.608
17	19.150	34.587	22.848	33.419	1'50.004	258,4	13:01'29.612
18	19.270	34.897	23.193	33.742	1'51.102	257,8	13:03'20.714
Race Time 32'51.404							

RET 17 J. MCPHEE [1'45.937]							
Lap	Seg1	Seg2	Seg3	Seg4	Lap Time	km/h	Local Time
1		34.186	22.557	32.790	1'52.651	241,1	12:32'21.961
2	18.588	33.473	22.208	32.307	1'46.576	276,2	12:34'08.537
3	18.493	33.364	22.233	32.186	1'46.276	282,0	12:35'54.813
4	18.575	33.469	22.087	32.120	1'46.251	279,8	12:37'41.064
5	18.562	33.221	22.072	32.218	1'46.073	274,1	12:39'27.137
6	18.546	33.188	22.026	32.177	1'45.937	274,1	12:41'13.074
7	18.516	33.296	22.088	32.337	1'46.237	277,6	12:42'59.311
8	18.879	33.578	22.052	32.400	1'46.909	273,4	12:44'46.220
Race Time 14'16.910							

RET 32 D. BAYLISS [1'46.704]							
Lap	Seg1	Seg2	Seg3	Seg4	Lap Time	km/h	Local Time
1		34.008	22.366	32.350	1'51.369	241,6	12:32'20.679
2	18.800	33.865	22.404	32.293	1'47.362	284,2	12:34'08.041
3	18.696	33.526	22.305	32.506	1'47.033	274,1	12:35'55.074
4	19.024	33.526	22.086	32.507	1'47.143	274,8	12:37'42.217
5	18.566	33.671	21.990	32.510	1'46.737	272,0	12:39'28.954
6	18.589	33.499	22.014	32.602	1'46.704	275,5	12:41'15.658
Race Time 10'46.348							

RET 44 B. SAHIN [1'49.817]							
Lap	Seg1	Seg2	Seg3	Seg4	Lap Time	km/h	Local Time
1		34.622	23.324	33.423	1'55.950	244,9	12:32'25.260
2	19.583	34.409	22.926	33.364	1'50.282	268,7	12:34'15.542
3	19.291	34.470	22.674	33.382	1'49.817	266,7	12:36'05.359
4	19.477	34.633	22.944	33.522	1'50.576	263,4	12:37'55.935
5	19.652	34.522	22.817	33.514	1'50.505	260,9	12:39'46.440
6	19.474	34.816	22.981	46.145	2'03.416P	261,5	12:41'49.856
Race Time 11'20.546							

07/05/2023

P = Pits In/Out - C = Lap Time Cancelled

These data/results cannot be reproduced, stored and/or transmitted in whole or in part by any manner of electronic, mechanical, photocopying, recording, broadcasting or otherwise now known or herein after developed without the previous express consent by the copyright owner, except for reproduction in daily press and regular printed publications on sale to the public within 60 days of the event related to those data/results and always provided that copyright symbol appears together as follows below.

© DORNA WSBK ORGANIZATION Srl 2023

