

**Prosecco DOC Catalunya, 5-7 May 2023**  
**Results Free Practice 2nd Session**

No.	Rider	Nat	Team	Bike	Class	Time	Gap	Rel.	Laps	Speed	
										Avg	Max
1	11 N. BULEGA	ITA	Aruba.it Racing WorldSSP Team	Ducati Panigale V2		1'44.740			21	160,065	276,9
2	66 N. TUULI	FIN	Dynavolt Triumph	Triumph Street Triple RS 765		1'45.487	0.747	0.747	15	158,931	274,1
3	64 F. CARICASULO	ITA	Althea Racing Team	Ducati Panigale V2		1'45.594	0.854	0.107	16	158,770	273,4
4	62 S. MANZI	ITA	Ten Kate Racing Yamaha	Yamaha YZF R6		1'45.646	0.906	0.052	17	158,692	278,4
5	32 O. BAYLISS	AUS	D34G Racing	Ducati Panigale V2		1'45.749	1.009	0.103	16	158,538	270,0
6	23 M. SCHROETTER	GER	MV Agusta Reparto Corse	MV Agusta F3 800 RR		1'45.803	1.063	0.054	20	158,457	274,1
7	73 M. KOFLER	AUT	D34G Racing	Ducati Panigale V2	*	1'45.820	1.080	0.017	18	158,431	276,2
8	55 Y. MONTELLA	ITA	Barni Spark Racing Team	Ducati Panigale V2		1'45.829	1.089	0.009	18	158,418	279,1
9	9 J. NAVARRO	ESP	Ten Kate Racing Yamaha	Yamaha YZF R6		1'45.986	1.246	0.157	17	158,183	278,4
10	54 B. SOFUOGLU	TUR	MV Agusta Reparto Corse	MV Agusta F3 800 RR		1'45.993	1.253	0.007	19	158,173	279,8
11	28 G. VAN STRAALEN	NED	EAB Racing Team	Yamaha YZF R6		1'46.001	1.261	0.008	19	158,161	277,6
12	3 R. DE ROSA	ITA	Orelac Racing Verdnature	Ducati Panigale V2		1'46.102	1.362	0.101	18	158,010	276,2
13	69 T. BOOTH-AMOS	GBR	Motozoo ME AIR Racing	Kawasaki ZX-6R	*	1'46.170	1.430	0.068	12	157,909	271,4
14	14 L. MAHIAS	FRA	Kawasaki Puccetti Racing	Kawasaki ZX-6R		1'46.224	1.484	0.054	17	157,829	273,4
15	99 A. HUERTAS	ESP	MTM Kawasaki	Kawasaki ZX-6R		1'46.374	1.634	0.150	11	157,606	268,7
16	17 J. MCPHEE	GBR	Vince64 by Puccetti Racing	Kawasaki ZX-6R		1'46.410	1.670	0.036	14	157,553	274,1
17	94 V. DEBISE	FRA	GMT94 Yamaha	Yamaha YZF R6		1'46.516	1.776	0.106	8	157,396	266,7
18	19 A. MANTOVANI	ITA	Evan Bros. WorldSSP Yamaha Team	Yamaha YZF R6		1'46.896	2.156	0.380	19	156,837	270,7
19	51 A. SARMOON	THA	Yamaha Thailand Racing Team	Yamaha YZF R6		1'46.911	2.171	0.015	19	156,815	274,1
20	24 A. WONGTHANANON	THA	Yamaha Thailand Racing Team	Yamaha YZF R6		1'46.982	2.242	0.071	15	156,710	273,4
21	31 A. FERNANDEZ GONZALEZ	ESP	Evan Bros. WorldSSP Yamaha Team	Yamaha YZF R6		1'47.000	2.260	0.018	20	156,684	274,1
22	29 N. SPINELLI	ITA	VFT Racing WEBIKE Yamaha	Yamaha YZF R6		1'47.019	2.279	0.019	14	156,656	279,8
23	27 A. DIAZ	ESP	Arco Yart Yamaha WorldSSP	Yamaha YZF R6	*	1'47.045	2.305	0.026	17	156,618	274,8
24	16 Y. OKAYA	JPN	ProDina Kawasaki Racing	Kawasaki ZX-6R	*	1'47.300	2.560	0.255	17	156,246	270,0
25	71 T. EDWARDS	AUS	Yart-Yamaha WorldSSP Team	Yamaha YZF R6	*	1'47.315	2.575	0.015	19	156,224	272,0
26	4 H. TRUELOVE	GBR	Dynavolt Triumph	Triumph Street Triple RS 765		1'47.834	3.094	0.519	16	155,472	273,4
27	22 F. FULIGNI	ITA	Orelac Racing Verdnature	Ducati Panigale V2	*	1'47.845	3.105	0.011	16	155,456	272,0
28	95 T. MACKENZIE	GBR	PETRONAS MIE HONDA Team	Honda CBR600RR		1'48.034	3.294	0.189	15	155,184	266,7
29	7 A. NORRODIN	MAS	PETRONAS MIE HONDA Team	Honda CBR600RR		1'48.118	3.378	0.084	14	155,064	269,3
30	68 L. POWER	AUS	Motozoo ME AIR Racing	Kawasaki ZX-6R	*	1'48.394	3.654	0.276	16	154,669	269,3
31	44 B. SAHIN	SUI	MDR Offtec Yamaha	Yamaha YZF R6		1'48.797	4.057	0.403	7	154,096	267,3
32	98 M. ABE	JPN	VFT Racing WEBIKE Yamaha	Yamaha YZF R6	*	1'49.608	4.868	0.811	18	152,956	266,7

Qualifying Lap Time (105% of 1'44.740): 1'49.977

\* WorldSSP Challenge

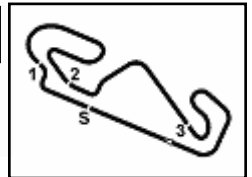
AIR	Humidity:	47%	Temp:	28°C
TRACK	Condition:	Dry	Temp:	48°C

Records	Pole	(SP)	2022	D.Aegerter	1'43.983	161,230	Km/h
	Race	(RC1)	2022	D.Aegerter	1'45.157	159,430	Km/h
	All Times	(SP)	2022	D.Aegerter	1'43.983	161,230	Km/h

Start 05/05/2023 16:00 End 16:49 The results are provisional until the end of the time limit for protests and appeals and the completion of the technical checks.

These data/results cannot be reproduced, stored and/or transmitted in whole or in part by any manner of electronic, mechanical, photocopying, recording, broadcasting or otherwise now known or herein after developed without the previous express consent by the copyright owner, except for reproduction in daily press and regular printed publications on sale to the public within 60 days of the event related to those data/results and always provided that copyright symbol appears together as follows below.

© DORNA WSBK ORGANIZATION Srl 2023

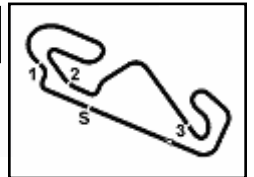

**Prosecco DOC Catalunya, 5-7 May 2023**
**Results Free Practice 2nd Session**
**Session Highlights**

Local Time	No. Rider	Description
16.00.00		Start
16.00.10		WorldSSP Pit Intervention Time: 1min 21secs
16.03.36	<b>69</b> T. <b>BOOTH-AMOS</b>	Crashed - Turn 8
16.04.00	<b>44</b> B. <b>SAHIN</b>	RACELINK GPS NOT WORKING
16.04.32	<b>69</b> T. <b>BOOTH-AMOS</b>	Re-joined
16.06.18	<b>31</b> A. <b>FERNANDEZ GONZALEZ</b>	Lap Cancelled [1'48.300] - Exceeded Track Limits - Turn 12
16.08.49	<b>28</b> G. <b>VAN STRAALEN</b>	Lap Cancelled [1'46.560] - Exceeded Track Limits - Turn 14
16.11.18	<b>17</b> J. <b>MCPHEE</b>	Lap Cancelled [1'47.272] - Exceeded Track Limits - Turn 13
16.18.08	<b>69</b> T. <b>BOOTH-AMOS</b>	Lap Cancelled [1'47.553] - Exceeded Track Limits - Turn 9
16.18.41	<b>31</b> A. <b>FERNANDEZ GONZALEZ</b>	Lap Cancelled [1'49.894] - Exceeded Track Limits - Turn 13
16.18.46	<b>95</b> T. <b>MACKENZIE</b>	Lap Cancelled [1'49.803] - Yellow Flag - Turn 7
16.18.51	<b>23</b> M. <b>SCHROETTER</b>	Lap Cancelled [1'46.779] - Yellow Flag - Turn 7
16.18.56	<b>9</b> J. <b>NAVARRO</b>	Lap Cancelled [1'47.319] - Yellow Flag - Turn 7
16.19.01	<b>11</b> N. <b>BULEGA</b>	Lap Cancelled [1'45.536] - Yellow Flag - Turn 7
16.20.28	<b>44</b> B. <b>SAHIN</b>	Crashed - Turn 5
16.22.28	<b>69</b> T. <b>BOOTH-AMOS</b>	Crashed - Turn 5
16.23.08	<b>69</b> T. <b>BOOTH-AMOS</b>	Re-joined
16.23.44	<b>68</b> L. <b>POWER</b>	On Asphalt - Re-Joined - Turn 10
16.29.18	<b>23</b> M. <b>SCHROETTER</b>	Lap Cancelled [1'46.360] - Yellow Flag - Turn 5
16.29.23	<b>7</b> A. <b>NORRODIN</b>	Lap Cancelled [1'48.985] - Yellow Flag - Turn 5
16.29.28	<b>69</b> T. <b>BOOTH-AMOS</b>	Lap Cancelled [2'57.228] - Yellow Flag - Turn 5
16.29.33	<b>64</b> F. <b>CARICASULO</b>	Lap Cancelled [1'46.980] - Yellow Flag - Turn 5
16.29.38	<b>31</b> A. <b>FERNANDEZ GONZALEZ</b>	Lap Cancelled [2'05.187] - Yellow Flag - Turn 5
16.29.43	<b>51</b> A. <b>SARMOON</b>	Lap Cancelled [1'50.748] - Yellow Flag - Turn 5
16.29.48	<b>66</b> N. <b>TUULI</b>	Lap Cancelled [1'47.917] - Yellow Flag - Turn 5
16.29.53	<b>62</b> S. <b>MANZI</b>	Lap Cancelled [1'45.997] - Yellow Flag - Turn 5
16.29.58	<b>27</b> A. <b>DIAZ</b>	Lap Cancelled [8'39.389] - Yellow Flag - Turn 5
16.30.03	<b>68</b> L. <b>POWER</b>	Lap Cancelled [8'48.104] - Yellow Flag - Turn 5
16.30.17	<b>32</b> O. <b>BAYLISS</b>	Lap Cancelled [1'47.139] - Exceeded Track Limits - Turn 8
16.32.19	<b>16</b> Y. <b>OKAYA</b>	Crashed - Turn 5
16.33.26	<b>94</b> V. <b>DEBISE</b>	Lap Cancelled [1'59.695] - Yellow Flag - Turn 5
16.33.31	<b>7</b> A. <b>NORRODIN</b>	Lap Cancelled [10'02.706] - Yellow Flag - Turn 5
16.33.36	<b>23</b> M. <b>SCHROETTER</b>	Lap Cancelled [8'05.013] - Yellow Flag - Turn 5
16.33.41	<b>64</b> F. <b>CARICASULO</b>	Lap Cancelled [1'47.051] - Yellow Flag - Turn 5
16.33.46	<b>19</b> A. <b>MANTOVANI</b>	Lap Cancelled [2'01.502] - Yellow Flag - Turn 5
16.33.51	<b>14</b> L. <b>MAHIAS</b>	Lap Cancelled [1'59.917] - Yellow Flag - Turn 5
16.33.56	<b>31</b> A. <b>FERNANDEZ GONZALEZ</b>	Lap Cancelled [1'47.552] - Yellow Flag - Turn 5
16.34.01	<b>51</b> A. <b>SARMOON</b>	Lap Cancelled [1'48.496] - Yellow Flag - Turn 5
16.34.06	<b>54</b> B. <b>SOFUOGLU</b>	Lap Cancelled [2'07.005] - Yellow Flag - Turn 5
16.34.11	<b>24</b> A. <b>WONGTHANANON</b>	Lap Cancelled [2'09.787] - Yellow Flag - Turn 5
16.34.16	<b>66</b> N. <b>TUULI</b>	Lap Cancelled [1'47.832] - Yellow Flag - Turn 5
16.34.21	<b>62</b> S. <b>MANZI</b>	Lap Cancelled [12'59.328] - Yellow Flag - Turn 5
16.34.26	<b>9</b> J. <b>NAVARRO</b>	Lap Cancelled [2'03.207] - Yellow Flag - Turn 5
16.34.31	<b>55</b> Y. <b>MONTELLA</b>	Lap Cancelled [1'58.776] - Yellow Flag - Turn 5
16.34.36	<b>16</b> Y. <b>OKAYA</b>	Lap Cancelled [7'16.632] - Yellow Flag - Turn 5
16.34.41	<b>28</b> G. <b>VAN STRAALEN</b>	Lap Cancelled [1'47.702] - Yellow Flag - Turn 5
16.34.46	<b>11</b> N. <b>BULEGA</b>	Lap Cancelled [1'46.531] - Yellow Flag - Turn 5
16.34.51	<b>69</b> T. <b>BOOTH-AMOS</b>	Lap Cancelled [1'47.014] - Yellow Flag - Turn 5
16.35.13	<b>16</b> Y. <b>OKAYA</b>	Re-joined
16.36.08	<b>55</b> Y. <b>MONTELLA</b>	Lap Cancelled [11'09.543] - Yellow Flag - Turn 5
16.36.13	<b>73</b> M. <b>KOFLER</b>	Lap Cancelled [2'06.134] - Yellow Flag - Turn 5
16.36.18	<b>4</b> H. <b>TRUELOVE</b>	Lap Cancelled [2'01.970] - Yellow Flag - Turn 5
16.36.23	<b>19</b> A. <b>MANTOVANI</b>	Lap Cancelled [2'02.672] - Yellow Flag - Turn 5
16.36.28	<b>23</b> M. <b>SCHROETTER</b>	Lap Cancelled [1'45.935] - Yellow Flag - Turn 5
16.36.33	<b>71</b> T. <b>EDWARDS</b>	Lap Cancelled [2'07.134] - Yellow Flag - Turn 5
16.36.38	<b>3</b> R. <b>DE ROSA</b>	Lap Cancelled [1'46.560] - Yellow Flag - Turn 5

Start	End	The results are provisional until the end of the time limit for protests and appeals and the completion of the technical checks.
05/05/2023 16:00	16:49	

These data/results cannot be reproduced, stored and/or transmitted in whole or in part by any manner of electronic, mechanical, photocopying, recording, broadcasting or otherwise now known or herein after developed without the previous express consent by the copyright owner, except for reproduction in daily press and regular printed publications on sale to the public within 60 days of the event related to those data/results and always provided that copyright symbol appears together as follows below.

© DORNA WSBK ORGANIZATION Srl 2023



**Prosecco DOC Catalunya, 5-7 May 2023**  
**Results Free Practice 2nd Session**

16.36.43	<b>11</b> N. <b>BULEGA</b>	Lap Cancelled [7'56.565] - Yellow Flag - Turn 5
16.36.48	<b>94</b> V. <b>DEBISE</b>	Lap Cancelled [13'06.712] - Yellow Flag - Turn 5
16.36.53	<b>27</b> A. <b>DIAZ</b>	Lap Cancelled [4'51.122] - Yellow Flag - Turn 5
16.36.58	<b>22</b> F. <b>FULIGNI</b>	Lap Cancelled [5'09.712] - Yellow Flag - Turn 5
16.37.03	<b>99</b> A. <b>HUERTAS</b>	Lap Cancelled [1'46.497] - Yellow Flag - Turn 5
16.37.08	<b>62</b> S. <b>MANZI</b>	Lap Cancelled [1'45.926] - Yellow Flag - Turn 5
16.37.13	<b>31</b> A. <b>FERNANDEZ GONZALEZ</b>	Lap Cancelled [1'48.360] - Yellow Flag - Turn 5
16.37.18	<b>29</b> N. <b>SPINELLI</b>	Lap Cancelled [1'47.170] - Yellow Flag - Turn 5
16.37.23	<b>98</b> M. <b>ABE</b>	Lap Cancelled [2'03.736] - Yellow Flag - Turn 5
16.37.28	<b>95</b> T. <b>MACKENZIE</b>	Lap Cancelled [1'48.019] - Yellow Flag - Turn 5
16.37.33	<b>54</b> B. <b>SOFUOGLU</b>	Lap Cancelled [1'45.971] - Yellow Flag - Turn 5
16.37.38	<b>55</b> Y. <b>MONTELLA</b>	Lap Cancelled [1'46.159] - Yellow Flag - Turn 5
16.40.15	<b>3</b> R. <b>DE ROSA</b>	On the Gravel - Re-Joined - Turn 4
16.43.57	<b>31</b> A. <b>FERNANDEZ GONZALEZ</b>	Lap Cancelled [3'58.044] - Exceeded Track Limits - Turn 12
16.44.36	<b>16</b> Y. <b>OKAYA</b>	Lap Cancelled [6'05.862] - Exceeded Track Limits - Turn 12
16.44.46	<b>99</b> A. <b>HUERTAS</b>	Lap Cancelled [1'46.636] - Yellow Flag - Turn 4
16.44.51	<b>62</b> S. <b>MANZI</b>	Lap Cancelled [1'46.281] - Yellow Flag - Turn 4
16.44.56	<b>24</b> A. <b>WONGTHANANON</b>	Lap Cancelled [1'46.874] - Yellow Flag - Turn 4
16.45.01	<b>9</b> J. <b>NAVARRO</b>	Lap Cancelled [1'46.048] - Yellow Flag - Turn 4
16.45.06	<b>27</b> A. <b>DIAZ</b>	Lap Cancelled [2'03.455] - Yellow Flag - Turn 4
16.45.11	<b>7</b> A. <b>NORRODIN</b>	Lap Cancelled [1'47.816] - Yellow Flag - Turn 4
16.45.16	<b>3</b> R. <b>DE ROSA</b>	Lap Cancelled [2'17.190] - Yellow Flag - Turn 4
16.45.21	<b>4</b> H. <b>TRUELOVE</b>	Lap Cancelled [1'48.170] - Yellow Flag - Turn 4
16.49.56		End Of Session

**Fastest Laps Sequence**

No.	Rider	Nat	Team	Bike	Local Time	Time	Gap	Avg
<b>28</b>	G. <b>VAN STRAALLEN</b>	NED	EAB Racing Team	Yamaha YZF R6	16:03'38.219	<b>1'46.837</b>		156,923
<b>32</b>	D. <b>BAYLISS</b>	AUS	D34G Racing	Ducati Panigale V2	16:03'39.354	<b>1'46.804</b>	-0.033	156,972
<b>54</b>	B. <b>SOFUOGLU</b>	TUR	MV Agusta Reparto Corse	MV Agusta F3 800 RR	16:04'04.327	<b>1'46.594</b>	-0.210	157,281
<b>62</b>	S. <b>MANZI</b>	ITA	Ten Kate Racing Yamaha	Yamaha YZF R6	16:05'13.103	<b>1'46.379</b>	-0.215	157,599
<b>11</b>	N. <b>BULEGA</b>	ITA	Aruba.it Racing WorldSSP Team	Ducati Panigale V2	16:06'31.149	<b>1'45.647</b>	-0.732	158,691
<b>11</b>	N. <b>BULEGA</b>	ITA	Aruba.it Racing WorldSSP Team	Ducati Panigale V2	16:08'16.718	<b>1'45.569</b>	-0.078	158,808
<b>11</b>	N. <b>BULEGA</b>	ITA	Aruba.it Racing WorldSSP Team	Ducati Panigale V2	16:35'58.415	<b>1'44.740</b>	-0.829	160,065

Start 16:00 End 16:49 The results are provisional until the end of the time limit for protests and appeals and the completion of the technical checks.

These data/results cannot be reproduced, stored and/or transmitted in whole or in part by any manner of electronic, mechanical, photocopying, recording, broadcasting or otherwise now known or herein after developed without the previous express consent by the copyright owner, except for reproduction in daily press and regular printed publications on sale to the public within 60 days of the event related to those data/results and always provided that copyright symbol appears together as follows below.

© DORNA WSBK ORGANIZATION Srl 2023

**Prosecco DOC Catalunya, 5-7 May 2023**  
**Free Practices Combined Results after FP2**

Circuit de Barcelona 4.657 m

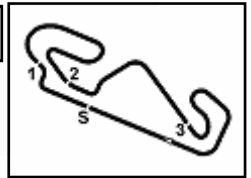
No.	Rider	Nat	Team	Bike	Class	FP1	FP2	Time	Gap	Rel.	Avg	LL
1	<b>11 N. BULEGA</b>	ITA	Aruba.it Racing WorldSSP Team	Ducati Panigale V2		1'45.781	<b>1'44.740</b>	<b>1'44.740</b>			160,065	41
2	<b>66 N. TUULI</b>	FIN	Dynavolt Triumph	Triumph Street Triple RS 765		1'46.282	<b>1'45.487</b>	<b>1'45.487</b>	0.747	0.747	158,931	31
3	<b>54 B. SOFUOGLU</b>	TUR	MV Agusta Reparto Corse	MV Agusta F3 800 RR		<b>1'45.582</b>	1'45.993	<b>1'45.582</b>	0.842	0.095	158,788	34
4	<b>64 F. CARICASULO</b>	ITA	Althea Racing Team	Ducati Panigale V2		1'46.299	<b>1'45.594</b>	<b>1'45.594</b>	0.854	0.012	158,770	32
5	<b>62 S. MANZI</b>	ITA	Ten Kate Racing Yamaha	Yamaha YZF R6		1'45.659	<b>1'45.646</b>	<b>1'45.646</b>	0.906	0.052	158,692	35
6	<b>32 D. BAYLISS</b>	AUS	D34G Racing	Ducati Panigale V2		1'47.618	<b>1'45.749</b>	<b>1'45.749</b>	1.009	0.103	158,538	29
7	<b>23 M. SCHROETTER</b>	GER	MV Agusta Reparto Corse	MV Agusta F3 800 RR		1'46.086	<b>1'45.803</b>	<b>1'45.803</b>	1.063	0.054	158,457	34
8	<b>73 M. KOFLER</b>	AUT	D34G Racing	Ducati Panigale V2	*	1'47.596	<b>1'45.820</b>	<b>1'45.820</b>	1.080	0.017	158,431	35
9	<b>55 Y. MONTELLA</b>	ITA	Barni Spark Racing Team	Ducati Panigale V2		1'46.006	<b>1'45.829</b>	<b>1'45.829</b>	1.089	0.009	158,418	35
10	<b>9 J. NAVARRO</b>	ESP	Ten Kate Racing Yamaha	Yamaha YZF R6		1'46.219	<b>1'45.986</b>	<b>1'45.986</b>	1.246	0.157	158,183	29
11	<b>28 G. VAN STRAALEN</b>	NED	EAB Racing Team	Yamaha YZF R6		1'46.503	<b>1'46.001</b>	<b>1'46.001</b>	1.261	0.015	158,161	36
12	<b>3 R. DE ROSA</b>	ITA	Drelac Racing Verdatura	Ducati Panigale V2		<b>1'46.034</b>	1'46.102	<b>1'46.034</b>	1.294	0.033	158,112	34
13	<b>69 T. BOOTH-AMOS</b>	GBR	Motozoo ME AIR Racing	Kawasaki ZX-6R	*	1'46.436	<b>1'46.170</b>	<b>1'46.170</b>	1.430	0.136	157,909	26
14	<b>14 L. MAHIAS</b>	FRA	Kawasaki Puccetti Racing	Kawasaki ZX-6R		1'47.109	<b>1'46.224</b>	<b>1'46.224</b>	1.484	0.054	157,829	35
15	<b>99 A. HUERTAS</b>	ESP	MTM Kawasaki	Kawasaki ZX-6R		1'46.616	<b>1'46.374</b>	<b>1'46.374</b>	1.634	0.150	157,606	24
16	<b>17 J. MCPHEE</b>	GBR	Vince64 by Puccetti Racing	Kawasaki ZX-6R		1'47.157	<b>1'46.410</b>	<b>1'46.410</b>	1.670	0.036	157,553	30
17	<b>94 V. DEBISE</b>	FRA	GMT94 Yamaha	Yamaha YZF R6		1'46.764	<b>1'46.516</b>	<b>1'46.516</b>	1.776	0.106	157,396	24
18	<b>29 N. SPINELLI</b>	ITA	VFT Racing WEBIKE Yamaha	Yamaha YZF R6		<b>1'46.803</b>	1'47.019	<b>1'46.803</b>	2.063	0.287	156,973	30
19	<b>19 A. MANTOVANI</b>	ITA	Evan Bros. WorldSSP Yamaha Team	Yamaha YZF R6		1'47.485	<b>1'46.896</b>	<b>1'46.896</b>	2.156	0.093	156,837	39
20	<b>51 A. SARMOON</b>	THA	Yamaha Thailand Racing Team	Yamaha YZF R6		1'48.616	<b>1'46.911</b>	<b>1'46.911</b>	2.171	0.015	156,815	32
21	<b>24 A. WONGTHANANON</b>	THA	Yamaha Thailand Racing Team	Yamaha YZF R6		1'47.821	<b>1'46.982</b>	<b>1'46.982</b>	2.242	0.071	156,710	28
22	<b>31 A. FERNANDEZ GONZALEZ</b>	ESP	Evan Bros. WorldSSP Yamaha Team	Yamaha YZF R6		1'48.301	<b>1'47.000</b>	<b>1'47.000</b>	2.260	0.018	156,684	36
23	<b>27 A. DIAZ</b>	ESP	Arco Yart Yamaha WorldSSP	Yamaha YZF R6	*	1'47.749	<b>1'47.045</b>	<b>1'47.045</b>	2.305	0.045	156,618	31
24	<b>16 Y. OKAYA</b>	JPN	ProDina Kawasaki Racing	Kawasaki ZX-6R	*	1'48.372	<b>1'47.300</b>	<b>1'47.300</b>	2.560	0.255	156,246	29
25	<b>71 T. EDWARDS</b>	AUS	Yart-Yamaha WorldSSP Team	Yamaha YZF R6	*	1'48.006	<b>1'47.315</b>	<b>1'47.315</b>	2.575	0.015	156,224	37
26	<b>7 A. NORRODIN</b>	MAS	PETRONAS MIE HONDA Team	Honda CBR600RR		<b>1'47.831</b>	1'48.118	<b>1'47.831</b>	3.091	0.516	155,477	26
27	<b>4 H. TRUELOVE</b>	GBR	Dynavolt Triumph	Triumph Street Triple RS 765		1'49.226	<b>1'47.834</b>	<b>1'47.834</b>	3.094	0.003	155,472	32
28	<b>22 F. FULIGNI</b>	ITA	Drelac Racing Verdatura	Ducati Panigale V2	*	1'47.904	<b>1'47.845</b>	<b>1'47.845</b>	3.105	0.011	155,456	32
29	<b>95 T. MACKENZIE</b>	GBR	PETRONAS MIE HONDA Team	Honda CBR600RR		1'48.656	<b>1'48.034</b>	<b>1'48.034</b>	3.294	0.189	155,184	28
30	<b>68 L. POWER</b>	AUS	Motozoo ME AIR Racing	Kawasaki ZX-6R	*	1'49.039	<b>1'48.394</b>	<b>1'48.394</b>	3.654	0.360	154,669	32
31	<b>44 B. SAHIN</b>	SUI	MDR Offitec Yamaha	Yamaha YZF R6		1'49.059	<b>1'48.797</b>	<b>1'48.797</b>	4.057	0.403	154,096	26
32	<b>98 M. ABE</b>	JPN	VFT Racing WEBIKE Yamaha	Yamaha YZF R6	*	1'51.015	<b>1'49.608</b>	<b>1'49.608</b>	4.868	0.811	152,956	32

\* WorldSSP Challenge

05/05/2023

These data/results cannot be reproduced, stored and/or transmitted in whole or in part by any manner of electronic, mechanical, photocopying, recording, broadcasting or otherwise now known or herein after developed without the previous express consent by the copyright owner, except for reproduction in daily press and regular printed publications on sale to the public within 60 days of the event related to those data/results and always provided that copyright symbol appears together as follows below.

© DORNA WSBK ORGANIZATION Srl 2023



**Prosecco DOC Catalunya, 5-7 May 2023**  
**Best Sectors & Speed Free Practice 2nd Session**

Circuit de Barcelona 4.657 m

BEST LAP		
1	11 N. BULEGA	Ducati Panigale V2 1'44.740
2	66 N. TUULI	Triumph Street Triple RS 765 1'45.487
3	64 F. CARICASULO	Ducati Panigale V2 1'45.594
4	62 S. MANZI	Yamaha YZF R6 1'45.646
5	32 D. BAYLISS	Ducati Panigale V2 1'45.749
6	23 M. SCHROETTER	MV Agusta F3 800 RR 1'45.803
7	73 M. KOFLER	Ducati Panigale V2 1'45.820
8	55 Y. MONTELLA	Ducati Panigale V2 1'45.829
9	9 J. NAVARRO	Yamaha YZF R6 1'45.986
10	54 B. SOFUOGLU	MV Agusta F3 800 RR 1'45.993
11	28 G. VAN STRAALEN	Yamaha YZF R6 1'46.001
12	3 R. DE ROSA	Ducati Panigale V2 1'46.102
13	69 T. BOOTH-AMOS	Kawasaki ZX-6R 1'46.170
14	14 L. MAHIAS	Kawasaki ZX-6R 1'46.224
15	99 A. HUERTAS	Kawasaki ZX-6R 1'46.374
16	17 J. MCPHEE	Kawasaki ZX-6R 1'46.410
17	94 V. DEBISE	Yamaha YZF R6 1'46.516
18	19 A. MANTOVANI	Yamaha YZF R6 1'46.896
19	51 A. SARMOON	Yamaha YZF R6 1'46.911
20	24 A. WONGTHANANON	Yamaha YZF R6 1'46.982
21	31 A. FERNANDEZ GONZALEZ	Yamaha YZF R6 1'47.000
22	29 N. SPINELLI	Yamaha YZF R6 1'47.019
23	27 A. DIAZ	Yamaha YZF R6 1'47.045
24	16 Y. OKAYA	Kawasaki ZX-6R 1'47.300
25	71 T. EDWARDS	Yamaha YZF R6 1'47.315
26	4 H. TRUELOVE	Triumph Street Triple RS 765 1'47.834
27	22 F. FULIGNI	Ducati Panigale V2 1'47.845
28	95 T. MACKENZIE	Honda CBR600RR 1'48.034
29	7 A. NORRODIN	Honda CBR600RR 1'48.118
30	68 L. POWER	Kawasaki ZX-6R 1'48.394
31	44 B. SAHIN	Yamaha YZF R6 1'48.797
32	98 M. ABE	Yamaha YZF R6 1'49.608

SPEED		
1	29 N. SPINELLI	Yamaha YZF R6 279,8
2	54 B. SOFUOGLU	MV Agusta F3 800 RR 279,8
3	55 Y. MONTELLA	Ducati Panigale V2 279,1
4	9 J. NAVARRO	Yamaha YZF R6 278,4
5	62 S. MANZI	Yamaha YZF R6 278,4
6	28 G. VAN STRAALEN	Yamaha YZF R6 277,6
7	11 N. BULEGA	Ducati Panigale V2 276,9
8	73 M. KOFLER	Ducati Panigale V2 276,2
9	3 R. DE ROSA	Ducati Panigale V2 276,2
10	27 A. DIAZ	Yamaha YZF R6 274,8
11	51 A. SARMOON	Yamaha YZF R6 274,1
12	31 A. FERNANDEZ GONZALEZ	Yamaha YZF R6 274,1
13	17 J. MCPHEE	Kawasaki ZX-6R 274,1
14	23 M. SCHROETTER	MV Agusta F3 800 RR 274,1
15	66 N. TUULI	Triumph Street Triple RS 765 274,1
16	64 F. CARICASULO	Ducati Panigale V2 273,4
17	4 H. TRUELOVE	Triumph Street Triple RS 765 273,4
18	24 A. WONGTHANANON	Yamaha YZF R6 273,4
19	14 L. MAHIAS	Kawasaki ZX-6R 273,4
20	71 T. EDWARDS	Yamaha YZF R6 272,0
21	22 F. FULIGNI	Ducati Panigale V2 272,0
22	69 T. BOOTH-AMOS	Kawasaki ZX-6R 271,4
23	19 A. MANTOVANI	Yamaha YZF R6 270,7
24	16 Y. OKAYA	Kawasaki ZX-6R 270,0
25	32 D. BAYLISS	Ducati Panigale V2 270,0
26	7 A. NORRODIN	Honda CBR600RR 269,3
27	68 L. POWER	Kawasaki ZX-6R 269,3
28	99 A. HUERTAS	Kawasaki ZX-6R 268,7
29	44 B. SAHIN	Yamaha YZF R6 267,3
30	94 V. DEBISE	Yamaha YZF R6 266,7
31	98 M. ABE	Yamaha YZF R6 266,7
32	95 T. MACKENZIE	Honda CBR600RR 266,7

SEG. 1	
1	66 N. TUULI 18.349
2	28 G. VAN STRAALEN 18.354
3	54 B. SOFUOGLU 18.366
4	64 F. CARICASULO 18.367
5	62 S. MANZI 18.385
6	73 M. KOFLER 18.400
7	51 A. SARMOON 18.418
8	11 N. BULEGA 18.452
9	14 L. MAHIAS 18.457
10	32 D. BAYLISS 18.502
11	29 N. SPINELLI 18.531
12	9 J. NAVARRO 18.532
13	23 M. SCHROETTER 18.556
14	55 Y. MONTELLA 18.584
15	99 A. HUERTAS 18.591
16	3 R. DE ROSA 18.611
17	31 A. FERNANDEZ GONZALEZ 18.621
18	17 J. MCPHEE 18.638
19	69 T. BOOTH-AMOS 18.659
20	24 A. WONGTHANANON 18.675
21	16 Y. OKAYA 18.691
22	19 A. MANTOVANI 18.696
23	94 V. DEBISE 18.734
24	71 T. EDWARDS 18.736
25	27 A. DIAZ 18.765
26	7 A. NORRODIN 18.810
27	4 H. TRUELOVE 18.850
28	22 F. FULIGNI 18.876
29	95 T. MACKENZIE 18.971
30	68 L. POWER 18.974
31	98 M. ABE 19.022
32	44 B. SAHIN 19.132

SEG. 2	
1	11 N. BULEGA 32.713
2	32 D. BAYLISS 33.005
3	64 F. CARICASULO 33.046
4	66 N. TUULI 33.066
5	9 J. NAVARRO 33.136
6	62 S. MANZI 33.178
7	55 Y. MONTELLA 33.190
8	73 M. KOFLER 33.223
9	23 M. SCHROETTER 33.226
10	54 B. SOFUOGLU 33.238
11	3 R. DE ROSA 33.244
12	28 G. VAN STRAALEN 33.258
13	17 J. MCPHEE 33.276
14	69 T. BOOTH-AMOS 33.312
15	14 L. MAHIAS 33.326
16	24 A. WONGTHANANON 33.330
17	99 A. HUERTAS 33.392
18	94 V. DEBISE 33.394
19	27 A. DIAZ 33.394
20	51 A. SARMOON 33.432
21	29 N. SPINELLI 33.438
22	16 Y. OKAYA 33.494
23	19 A. MANTOVANI 33.498
24	71 T. EDWARDS 33.499
25	22 F. FULIGNI 33.544
26	31 A. FERNANDEZ GONZALEZ 33.703
27	4 H. TRUELOVE 33.766
28	95 T. MACKENZIE 33.778
29	7 A. NORRODIN 33.870
30	44 B. SAHIN 34.008
31	68 L. POWER 34.024
32	98 M. ABE 34.257

SEG. 3	
1	11 N. BULEGA 21.710
2	23 M. SCHROETTER 21.809
3	62 S. MANZI 21.828
4	64 F. CARICASULO 21.828
5	28 G. VAN STRAALEN 21.882
6	3 R. DE ROSA 21.890
7	66 N. TUULI 21.898
8	55 Y. MONTELLA 21.917
9	69 T. BOOTH-AMOS 21.929
10	9 J. NAVARRO 21.943
11	32 D. BAYLISS 21.960
12	73 M. KOFLER 21.975
13	54 B. SOFUOGLU 21.984
14	99 A. HUERTAS 22.024
15	94 V. DEBISE 22.047
16	17 J. MCPHEE 22.047
17	27 A. DIAZ 22.108
18	19 A. MANTOVANI 22.123
19	31 A. FERNANDEZ GONZALEZ 22.133
20	29 N. SPINELLI 22.135
21	14 L. MAHIAS 22.145
22	71 T. EDWARDS 22.159
23	51 A. SARMOON 22.187
24	16 Y. OKAYA 22.194
25	24 A. WONGTHANANON 22.223
26	95 T. MACKENZIE 22.349
27	4 H. TRUELOVE 22.370
28	7 A. NORRODIN 22.393
29	22 F. FULIGNI 22.440
30	68 L. POWER 22.456
31	44 B. SAHIN 22.504
32	98 M. ABE 22.837

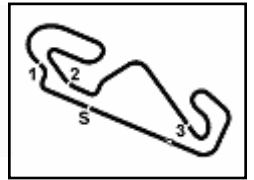
SEG. 4	
1	11 N. BULEGA 31.824
2	55 Y. MONTELLA 32.028
3	66 N. TUULI 32.033
4	62 S. MANZI 32.059
5	69 T. BOOTH-AMOS 32.062
6	9 J. NAVARRO 32.071
7	23 M. SCHROETTER 32.080
8	73 M. KOFLER 32.129
9	14 L. MAHIAS 32.129
10	32 D. BAYLISS 32.142
11	64 F. CARICASULO 32.154
12	3 R. DE ROSA 32.228
13	54 B. SOFUOGLU 32.268
14	99 A. HUERTAS 32.298
15	28 G. VAN STRAALEN 32.324
16	94 V. DEBISE 32.341
17	17 J. MCPHEE 32.351
18	19 A. MANTOVANI 32.375
19	29 N. SPINELLI 32.416
20	24 A. WONGTHANANON 32.462
21	51 A. SARMOON 32.485
22	71 T. EDWARDS 32.496
23	31 A. FERNANDEZ GONZALEZ 32.543
24	27 A. DIAZ 32.561
25	95 T. MACKENZIE 32.646
26	16 Y. OKAYA 32.657
27	4 H. TRUELOVE 32.794
28	7 A. NORRODIN 32.801
29	44 B. SAHIN 32.874
30	68 L. POWER 32.940
31	22 F. FULIGNI 32.941
32	98 M. ABE 33.076

05/05/2023

These data/results cannot be reproduced, stored and/or transmitted in whole or in part by any manner of electronic, mechanical, photocopying, recording, broadcasting or otherwise now known or herein after developed without the previous express consent by the copyright owner, except for reproduction in daily press and regular printed publications on sale to the public within 60 days of the event related to those data/results and always provided that copyright symbol appears together as follows below.

© DORNA WSBK ORGANIZATION Srl 2023





**Prosecco DOC Catalunya, 5-7 May 2023**  
**Ideal Times Free Practice 2nd Session**

Circuit de Barcelona 4.657 m

No. Rider	Nat	Bike	Seg. 1 Diff. 1	Seg. 2 Diff. 2	Seg. 3 Diff. 3	Seg. 4 Diff. 4	Ideal Time Best Lap	Pos.	Diff.
1 11 N. BULEGA	ITA	Ducati Panigale V2	18.452 +0.041	32.713	21.710	31.824	1'44.699 1'44.740	1	0.041
2 66 N. TUULI	FIN	Triumph Street Triple RS 765	18.349 +0.085	33.066	21.898	32.033 +0.056	1'45.346 1'45.487	2	0.141
3 64 F. CARICASULO	ITA	Ducati Panigale V2	18.367 +0.034	33.046	21.828 +0.165	32.154	1'45.395 1'45.594	3	0.199
4 62 S. MANZI	ITA	Yamaha YZF R6	18.385 +0.101	33.178 +0.035	21.828 +0.060	32.059	1'45.450 1'45.646	4	0.196
5 32 D. BAYLISS	AUS	Ducati Panigale V2	18.502	33.005	21.960 +0.103	32.142 +0.037	1'45.609 1'45.749	5	0.140
6 23 M. SCHROETTER	GER	MV Agusta F3 800 RR	18.556 +0.045	33.226	21.809 +0.087	32.080	1'45.671 1'45.803	6	0.132
7 9 J. NAVARRO	ESP	Yamaha YZF R6	18.532 +0.129	33.136 +0.155	21.943	32.071 +0.020	1'45.682 1'45.986	9	0.304
8 55 Y. MONTELLA	ITA	Ducati Panigale V2	18.584 +0.084	33.190	21.917 +0.026	32.028	1'45.719 1'45.829	8	0.110
9 73 M. KOFLER	AUT	Ducati Panigale V2	18.400 +0.093	33.223	21.975	32.129	1'45.727 1'45.820	7	0.093
10 28 G. VAN STRAALEN	NED	Yamaha YZF R6	18.354	33.258	21.882 +0.183	32.324	1'45.818 1'46.001	11	0.183
11 54 B. SOFUOGLU	TUR	MV Agusta F3 800 RR	18.366 +0.094	33.238	21.984 +0.028	32.268 +0.015	1'45.856 1'45.993	10	0.137
12 69 T. BOOTH-AMOS	GBR	Kawasaki ZX-6R	18.659 +0.060	33.312 +0.073	21.929	32.062 +0.075	1'45.962 1'46.170	13	0.208
13 3 R. DE ROSA	ITA	Ducati Panigale V2	18.611 +0.079	33.244 +0.024	21.890	32.228 +0.026	1'45.973 1'46.102	12	0.129
14 14 L. MAHIAS	FRA	Kawasaki ZX-6R	18.457 +0.033	33.326 +0.124	22.145 +0.010	32.129	1'46.057 1'46.224	14	0.167
15 99 A. HUERTAS	ESP	Kawasaki ZX-6R	18.591 +0.027	33.392 +0.040	22.024 +0.001	32.298 +0.001	1'46.305 1'46.374	15	0.069
16 17 J. MCPHEE	GBR	Kawasaki ZX-6R	18.638 +0.098	33.276	22.047	32.351	1'46.312 1'46.410	16	0.098
17 94 V. DEBISE	FRA	Yamaha YZF R6	18.734	33.394	22.047	32.341	1'46.516 1'46.516	17	
18 29 N. SPINELLI	ITA	Yamaha YZF R6	18.531 +0.326	33.438 +0.076	22.135 +0.036	32.416 +0.061	1'46.520 1'47.019	22	0.499
19 51 A. SARMOON	THA	Yamaha YZF R6	18.418	33.432	22.187 +0.111	32.485 +0.278	1'46.522 1'46.911	19	0.389
20 24 A. WONGTHANANON	THA	Yamaha YZF R6	18.675 +0.113	33.330 +0.167	22.223 +0.012	32.462	1'46.690 1'46.982	20	0.292
21 19 A. MANTOVANI	ITA	Yamaha YZF R6	18.696 +0.056	33.498 +0.079	22.123 +0.069	32.375	1'46.692 1'46.896	18	0.204
22 27 A. DIAZ	ESP	Yamaha YZF R6	18.765 +0.023	33.394 +0.108	22.108 +0.086	32.561	1'46.828 1'47.045	23	0.217
23 71 T. EDWARDS	AUS	Yamaha YZF R6	18.736 +0.047	33.499 +0.077	22.159	32.496 +0.301	1'46.890 1'47.315	25	0.425
24 31 A. FERNANDEZ GONZALE	ESP	Yamaha YZF R6	18.621	33.703	22.133	32.543	1'47.000 1'47.000	21	
25 16 Y. OKAYA	JPN	Kawasaki ZX-6R	18.691 +0.156	33.494	22.194 +0.091	32.657 +0.017	1'47.036 1'47.300	24	0.264
26 95 T. MACKENZIE	GBR	Honda CBR600RR	18.971 +0.062	33.778 +0.123	22.349 +0.105	32.646	1'47.744 1'48.034	28	0.290
27 4 H. TRUELOVE	GBR	Triumph Street Triple RS 765	18.850 +0.054	33.766	22.370	32.794	1'47.780 1'47.834	26	0.054
28 22 F. FULIGNI	ITA	Ducati Panigale V2	18.876 +0.044	33.544	22.440	32.941	1'47.801 1'47.845	27	0.044
29 7 A. NORRODIN	MAS	Honda CBR600RR	18.810 +0.081	33.870	22.393 +0.060	32.801 +0.103	1'47.874 1'48.118	29	0.244
30 68 L. POWER	AUS	Kawasaki ZX-6R	18.974	34.024	22.456	32.940	1'48.394 1'48.394	30	
31 44 B. SAHIN	SUI	Yamaha YZF R6	19.132 +0.175	34.008 +0.104	22.504	32.874	1'48.518 1'48.797	31	0.279
32 98 M. ABE	JPN	Yamaha YZF R6	19.022 +0.292	34.257	22.837 +0.039	33.076 +0.085	1'49.192 1'49.608	32	0.416
<b>Overall Ideal Time</b>			18.349	32.713	21.710	31.824	1'44.596		

05/05/2023

These data/results cannot be reproduced, stored and/or transmitted in whole or in part by any manner of electronic, mechanical, photocopying, recording, broadcasting or otherwise now known or herein after developed without the previous express consent by the copyright owner, except for reproduction in daily press and regular printed publications on sale to the public within 60 days of the event related to those data/results and always provided that copyright symbol appears together as follows below.

© DORNA WSBK ORGANIZATION Srl 2023

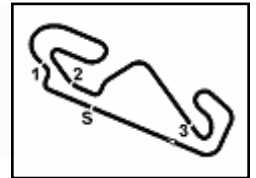
FIGR PERUGIA TIMING











**Prosecco DOC Catalunya, 5-7 May 2023**  
**Chronological Analysis Free Practice 2nd Session**

Lap	Seg.1	Seg.2	Seg.3	Seg.4	Lap Time	km/h	Local Time
11	18.725	33.312	22.001	<b>32.228</b>	1'46.266	264,7	16:30'34.751
12	18.734	33.351	22.054	32.384	1'46.523	266,0	16:32'21.274
13	18.716	33.476	22.070	32.298	1'46.560C	266,7	16:34'07.834
14	18.776	33.352	22.147	32.251	1'46.526	264,7	16:35'54.360
15	18.840	33.257	22.126	32.249	1'46.472	266,0	16:37'40.832
16	18.690	33.268	<b>21.890</b>	32.254	<b>1'46.102</b>	266,7	16:39'26.934
17	18.680	1'00.476	25.066	32.968	2'17.190C	267,3	16:41'44.124
18	18.814	33.360	21.935	32.698	1'46.807	268,7	16:43'30.931
19	<b>18.611</b>	<b>33.244</b>	21.960	32.299	1'46.114	<b>276,2</b>	16:45'17.045

16°		17 J. MCPHEE [1'46.410]					
Lap	Seg.1	Seg.2	Seg.3	Seg.4	Lap Time	km/h	Local Time
1		35.120	24.023	34.306	1'58.210	159,5	16:02'06.681
2	21.265	40.991	23.079	32.875	1'58.210	269,3	16:04'04.891
3	18.890	36.998	22.591	32.903	1'51.382	<b>274,1</b>	16:05'56.273
4	18.778	33.552	22.332	44.017	1'58.679	272,7	16:07'54.952
5	18.691	33.608	22.320	32.653	1'47.272C	271,4	16:09'42.224
6	18.746	33.521	22.267	32.795	1'47.329	269,3	16:11'29.553
7	19.083	35.131	22.775	45.200	2'02.189P	270,0	16:13'31.742
8	10'51.197	36.276	24.559	37.380	12'29.412P	189,1	16:26'01.154
9	18.894	33.605	22.252	32.697	1'47.448	269,3	16:27'48.602
10	18.658	33.509	22.199	32.392	1'46.758	271,4	16:29'35.360
11	18.793	33.734	22.284	46.074	2'00.885P	273,4	16:31'36.245
12	7'57.376	35.938	23.539	35.264	9'32.117P	168,5	16:41'08.362
13	19.209	35.636	24.358	32.621	1'51.824	271,4	16:43'00.186
14	18.736	<b>33.276</b>	<b>22.047</b>	<b>32.351</b>	<b>1'46.410</b>	270,0	16:44'46.596
15	<b>18.638</b>	33.328	22.190	32.504	1'46.660	270,0	16:46'33.256

13°		69 T. BOOTH-AMOS [1'46.170]					
Lap	Seg.1	Seg.2	Seg.3	Seg.4	Lap Time	km/h	Local Time
1		34.827	23.587	33.470	116,6	16:02'18.362	
2	18.929	33.775	1'00.201	48.481	2'41.386P	270,7	16:04'59.748
3	9'27.886	34.947	25.337	33.504	11'01.674P	194,2	16:16'01.422
4	18.906	33.538	22.520	32.589	1'47.553C	266,0	16:17'48.975
5	18.904	33.474	22.241	32.525	1'47.144	266,0	16:19'36.119
6	18.732	33.605	22.182	32.495	1'47.014C	264,7	16:21'23.133
7	18.774	1'25.876	26.569	46.009	2'57.228CP	264,1	16:24'20.361
8	11'04.751	36.749	23.529	33.643	12'38.672P	156,3	16:36'59.033
9	18.949	37.675	25.299	32.476	1'54.399	265,4	16:38'53.432
10	18.719	33.387	22.058	<b>32.062</b>	1'46.226	266,7	16:40'39.658
11	18.813	33.511	22.104	32.145	1'46.573	267,3	16:42'26.231
12	<b>18.659</b>	<b>33.312</b>	22.256	32.392	1'46.619	268,7	16:44'12.850
13	18.719	33.385	<b>21.929</b>	32.137	<b>1'46.170</b>	<b>271,4</b>	16:45'59.020

17°		94 V. DEBISE [1'46.516]					
Lap	Seg.1	Seg.2	Seg.3	Seg.4	Lap Time	km/h	Local Time
1		34.019	22.359	32.649	182,1	16:01'51.088	
2	18.865	33.596	22.350	45.322	2'00.133P	266,0	16:03'51.221
3	7'05.719	33.694	22.207	32.579	8'34.199P	185,6	16:12'25.420
4	<b>18.734</b>	<b>33.394</b>	<b>22.047</b>	<b>32.341</b>	<b>1'46.516</b>	265,4	16:14'11.936
5	18.742	33.559	22.176	32.459	1'46.936	<b>266,7</b>	16:15'58.872
6	18.776	33.399	22.074	32.391	1'46.640	264,7	16:17'45.512
7	18.822	33.431	22.177	32.510	1'46.940	264,7	16:19'32.452
8	18.847	33.552	22.171	45.125	1'59.695CP	263,4	16:21'32.147
9	11'17.543	36.643	25.558	46.968	13'06.712CP	188,2	16:34'38.859

14°		14 L. MAHIAS [1'46.224]					
Lap	Seg.1	Seg.2	Seg.3	Seg.4	Lap Time	km/h	Local Time
1		36.302	24.442	37.733	184,3	16:02'10.937	
2	18.795	33.628	22.385	32.690	1'47.498	270,0	16:03'58.435
3	<b>18.457</b>	33.652	22.393	32.327	1'46.829	<b>273,4</b>	16:05'45.264
4	18.683	33.509	22.485	32.413	1'47.090	270,0	16:07'32.354
5	18.732	33.803	22.339	32.469	1'47.343	268,0	16:09'19.697
6	18.853	33.647	22.361	32.441	1'47.302	268,0	16:11'06.999
7	18.703	33.605	22.187	32.442	1'46.937	269,3	16:12'53.936
8	18.786	33.622	22.488	32.356	1'47.252	269,3	16:14'41.188
9	18.730	33.591	22.309	32.176	1'46.806	268,7	16:16'27.994
10	18.809	33.740	22.546	33.021	1'48.116	271,4	16:18'16.110
11	19.084	33.773	22.364	32.449	1'47.670	266,0	16:20'03.780
12	18.870	34.089	22.434	44.524	1'59.917CP	260,9	16:22'03.697
13	12'54.191	49.229	27.362	36.028	14'46.810P	171,2	16:36'50.507
14	18.858	<b>33.326</b>	22.319	32.306	1'46.809	271,4	16:38'37.316
15	22.136	39.457	<b>22.145</b>	32.165	1'55.903	268,0	16:40'33.219
16	18.490	33.450	22.155	<b>32.129</b>	<b>1'46.224</b>	272,7	16:42'19.443
17	18.508	33.389	22.219	32.134	1'46.250	272,0	16:44'05.693
18	21.855	41.371	22.403	32.316	1'57.945	266,0	16:46'03.638

18°		19 A. MANTOVANI [1'46.896]					
Lap	Seg.1	Seg.2	Seg.3	Seg.4	Lap Time	km/h	Local Time
1		34.649	22.786	32.982	185,6	16:01'56.053	
2	18.856	34.026	22.598	32.979	1'48.459	<b>270,7</b>	16:03'44.512
3	18.816	33.746	22.429	32.813	1'47.804	269,3	16:05'32.316
4	18.878	33.885	22.324	32.893	1'47.980	266,0	16:07'20.296
5	19.383	34.007	22.345	32.715	1'48.450	262,8	16:09'08.746
6	18.913	33.841	22.334	32.769	1'47.857	268,7	16:10'56.603
7	18.939	33.803	22.393	32.761	1'47.896	265,4	16:12'44.499
8	20.584	35.003	22.315	32.709	1'50.611	266,0	16:14'35.110
9	18.956	33.794	22.332	32.768	1'47.850	264,7	16:16'22.960
10	18.934	33.836	22.314	32.678	1'47.762	266,7	16:18'10.722
11	19.000	33.902	22.264	32.512	1'47.678	265,4	16:19'58.400
12	18.798	33.811	22.338	46.555	2'01.502CP	267,3	16:21'59.902
13	4'55.421	36.697	24.952	34.020	6'31.090P	143,2	16:28'30.992
14	19.127	33.985	22.351	32.839	1'48.302	266,0	16:30'19.294
15	18.771	34.033	22.398	32.831	1'48.033	269,3	16:32'07.327
16	18.951	34.429	22.734	46.558	2'02.672CP	267,3	16:34'09.999
17	5'16.381	35.127	22.569	32.617	6'46.694P	163,6	16:40'56.693
18	18.827	<b>33.498</b>	22.187	32.504	1'47.016	267,3	16:42'43.709
19	18.752	33.577	22.192	<b>32.375</b>	<b>1'46.896</b>	267,3	16:44'30.605
20	<b>18.696</b>	33.653	<b>22.123</b>	32.452	1'46.924	268,0	16:46'17.529

15°		99 A. HUERTAS [1'46.374]					
Lap	Seg.1	Seg.2	Seg.3	Seg.4	Lap Time	km/h	Local Time
1		35.317	22.690	33.291	191,5	16:08'38.951	
2	19.005	34.216	22.411	32.834	1'48.466	266,0	16:10'27.417
3	18.834	33.970	22.215	32.555	1'47.574	266,7	16:12'14.991
4	18.944	34.263	22.755	45.589	2'01.551P	266,0	16:14'16.542
5	16'50.252	33.865	22.145	32.363	18'18.625P	190,5	16:32'35.167
6	18.706	<b>33.392</b>	22.156	32.243	1'46.497C	267,3	16:34'21.664
7	18.618	33.432	22.025	32.299	<b>1'46.374</b>	<b>268,7</b>	16:36'08.038
8	18.714	34.787	<b>22.024</b>	<b>32.298</b>	1'47.823	268,0	16:37'55.861
9	<b>18.591</b>	33.445	22.135	32.493	1'46.664	268,0	16:39'42.525
10	18.627	33.559	22.170	32.280	1'46.636C	<b>268,7</b>	16:41'29.161
11	18.661	33.561	22.109	32.335	1'46.666	268,0	16:43'15.827
12	18.793	33.527	22.034	32.352	1'46.706	<b>268,7</b>	16:45'02.533

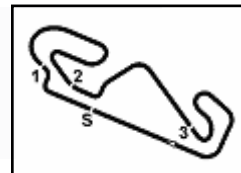
19°		51 A. SARMOON [1'46.911]					
Lap	Seg.1	Seg.2	Seg.3	Seg.4	Lap Time	km/h	Local Time
1		34.902	23.187	32.767	193,5	16:01'57.639	
2	<b>18.418</b>	<b>33.432</b>	22.298	32.763	<b>1'46.911</b>	<b>274,1</b>	16:03'44.550
3	18.972	33.744	22.455	33.239	1'48.410	267,3	16:05'32.960
4	18.699	33.677	22.287	32.696	1'47.359	268,7	16:07'20.319
5	18.988	33.853	22.505	32.984	1'48.330	264,1	16:09'08.649
6	21.245	35.393	23.159	36.419	1'56.216	264,7	16:11'04.865
7	18.842	33.648	22.756	33.009	1'48.255	269,3	16:12'53.120
8	18.758	33.606	<b>22.187</b>	<b>32.485</b>	1'47.036	268,7	16:14'40.156

05/05/2023 P = Pits In/Out - C = Lap Time Cancelled

These data/results cannot be reproduced, stored and/or transmitted in whole or in part by any manner of electronic, mechanical, photocopying, recording, broadcasting or otherwise now known or herein after developed without the previous express consent by the copyright owner, except for reproduction in daily press and regular printed publications on sale to the public within 60 days of the event related to those data/results and always provided that copyright symbol appears together as follows below.

© DORNA WSBK ORGANIZATION Srl 2023





**Prosecco DOC Catalunya, 5-7 May 2023**  
**Chronological Analysis Free Practice 2nd Session**

Circuit de Barcelona 4.657 m

4 / 6

9	18.938	33.781	22.363	32.509	1'47.591	270,7	16:16'27.747	6	18.883	33.800	22.341	32.733	1'47.757	270,0	16:11'21.810
10	18.735	33.837	22.579	33.220	1'48.371	266,7	16:18'16.118	7	18.895	33.793	22.426	44.827	1'59.941P	266,7	16:13'21.751
11	19.304	33.783	22.393	33.443	1'48.923	259,6	16:20'05.041	8	14'17.586	35.651	22.557	32.625	1'54.819P	175,9	16:29'10.170
12	18.784	34.337	22.468	32.907	1'48.496C	268,0	16:21'53.537	9	18.906	33.450	22.252	<b>32.416</b>	1'47.024	264,1	16:30'57.194
13	18.959	35.271	23.011	33.507	1'50.748C	265,4	16:23'44.285	10	18.857	33.514	22.171	32.477	<b>1'47.019</b>	265,4	16:32'44.213
14	19.106	34.523	22.820	33.564	1'50.013	262,8	16:25'34.298	11	18.801	33.581	22.273	32.515	1'47.170C	267,3	16:34'31.383
15	19.004	34.437	23.367	34.876	1'51.684	264,7	16:27'25.982	12	18.800	33.503	<b>22.135</b>	32.714	1'47.152	268,0	16:36'18.535
16	20.933	38.430	23.231	48.894	2'11.488P	266,0	16:29'37.470	13	<b>18.531</b>	<b>33.438</b>	22.629	32.575	1'47.173	<b>279,8</b>	16:38'05.708
17	9'07.683	38.085	26.719	44.787	1'057.274P	162,2	16:40'34.744	14	18.885	33.634	24.105	48.382	2'05.006P	266,0	16:40'10.714
18	18.829	33.559	22.528	32.969	1'47.885	266,7	16:42'22.629	15	3'17.601	35.101	22.701	34.176	4'49.579P	181,5	16:45'00.293
19	18.835	33.830	22.725	32.803	1'48.193	270,0	16:44'10.822								
20	18.812	33.779	22.205	32.849	1'47.645	268,7	16:45'58.467								

**20° 24 A. WONGTHANANON [1'46.982]**

Lap	Seg.1	Seg.2	Seg.3	Seg.4	Lap Time	km/h	Local Time
1		34.866	23.387	33.214		192,2	16:01'58.522
2	18.820	33.663	22.347	32.649	1'47.479	272,0	16:03'46.001
3	<b>18.675</b>	33.646	22.319	32.631	1'47.271	271,4	16:05'33.272
4	18.853	33.714	22.294	32.728	1'47.589	272,0	16:07'20.861
5	19.032	33.942	22.476	32.950	1'48.400	270,7	16:09'09.261
6	18.728	35.708	24.379	37.250	1'56.065	266,7	16:11'05.326
7	18.862	33.520	22.304	32.628	1'47.314	269,3	16:12'52.640
8	18.889	33.565	<b>22.223</b>	32.487	1'47.164	267,3	16:14'39.804
9	20.496	36.787	22.356	32.860	1'52.499	266,7	16:16'32.303
10	19.006	33.696	22.843	36.248	1'51.793	269,3	16:18'24.096
11	18.788	33.497	22.235	<b>32.462</b>	<b>1'46.982</b>	270,0	16:20'11.078
12	19.368	38.460	22.800	49.159	2'09.787CP	268,7	16:22'20.865
13	15'42.856	38.564	25.723	36.558	1'723.701P	151,0	16:39'44.566
14	18.764	<b>33.330</b>	22.249	32.531	1'46.874C	269,3	16:41'31.440
15	20.778	41.195	23.022	32.844	1'57.839	266,7	16:43'29.279
16	18.707	33.710	22.347	32.682	1'47.446	<b>273,4</b>	16:45'16.725

**23° 27 A. DIAZ [1'47.045]**

Lap	Seg.1	Seg.2	Seg.3	Seg.4	Lap Time	km/h	Local Time
1		34.962	22.967	33.436		168,8	16:02'14.464
2	19.607	37.348	22.555	33.231	1'52.741	268,0	16:04'07.205
3	19.032	34.135	22.471	32.698	1'48.336	270,7	16:05'55.541
4	18.877	33.875	22.320	32.740	1'47.812	<b>274,8</b>	16:07'43.353
5	19.241	34.132	22.431	33.146	1'48.950	271,4	16:09'32.303
6	21.335	34.852	22.340	33.605	1'52.132	266,7	16:11'24.435
7	18.972	33.989	22.284	32.931	1'48.176	266,0	16:13'12.611
8	18.929	33.891	22.756	45.439	2'01.015P	264,7	16:15'13.626
9	7'09.876	34.220	22.545	32.748	8'39.389CP	168,8	16:23'53.015
10	18.949	<b>33.394</b>	<b>22.108</b>	32.596	1'47.047	266,0	16:25'40.062
11	18.788	33.502	22.194	<b>32.561</b>	<b>1'47.045</b>	268,0	16:27'27.107
12	21.043	35.737	22.971	45.224	2'04.975P	268,7	16:29'32.082
13	3'19.141	34.519	22.514	34.948	4'51.122CP	179,4	16:34'23.204
14	18.929	33.759	22.243	32.804	1'47.735	266,7	16:36'10.939
15	19.179	34.385	22.334	32.778	1'48.676	266,7	16:37'59.615
16	18.923	33.928	22.231	32.705	1'47.787	268,0	16:39'47.402
17	<b>18.765</b>	35.914	22.868	45.908	2'03.455CP	268,7	16:41'50.857
18	1'51.754	36.827	22.865	35.617	3'27.063P	184,9	16:45'17.920

**21° 31 A. FERNANDEZ GONZALEZ [1'47.000]**

Lap	Seg.1	Seg.2	Seg.3	Seg.4	Lap Time	km/h	Local Time
1		35.090	22.718	33.284		175,9	16:01'57.521
2	19.033	34.586	22.501	32.913	1'49.033	270,7	16:03'46.554
3	18.893	34.085	22.410	32.912	1'48.300C	<b>274,1</b>	16:05'34.854
4	19.058	37.699	22.703	33.987	1'53.447	270,0	16:07'28.301
5	18.855	34.001	22.200	32.792	1'47.848	272,0	16:09'16.149
6	18.797	33.992	<b>22.133</b>	32.621	1'47.543	270,0	16:11'03.692
7	18.849	33.952	22.205	32.768	1'47.774	268,7	16:12'51.466
8	18.846	34.048	22.317	32.703	1'47.914	267,3	16:14'39.380
9	18.837	33.983	22.221	32.710	1'47.751	266,0	16:16'27.131
10	18.949	34.724	22.563	33.658	1'49.894C	268,0	16:18'17.025
11	18.960	33.845	22.195	32.667	1'47.667	267,3	16:20'04.692
12	18.786	33.823	22.221	32.722	1'47.552C	268,0	16:21'52.244
13	19.443	35.347	22.544	47.853	2'05.187CP	266,7	16:23'57.431
14	5'22.243	37.585	23.212	33.051	6'56.091P	167,7	16:30'53.522
15	18.891	34.215	22.422	32.805	1'48.333	267,3	16:32'41.855
16	18.862	34.240	22.363	32.895	1'48.360C	270,7	16:34'30.215
17	18.794	34.196	22.332	32.852	1'48.174	270,0	16:36'18.389
18	18.857	34.459	22.667	47.612	2'03.595P	272,0	16:38'21.984
19	2'26.762	34.752	22.499	34.031	3'58.044CP	150,6	16:42'20.028
20	<b>18.621</b>	<b>33.703</b>	<b>22.133</b>	<b>32.543</b>	<b>1'47.000</b>	273,4	16:44'07.028
21	18.774	34.483	22.578	34.345	1'50.180	271,4	16:45'57.208

**24° 16 Y. OKAYA [1'47.300]**

Lap	Seg.1	Seg.2	Seg.3	Seg.4	Lap Time	km/h	Local Time
1		34.702	23.077	33.616		122,2	16:02'17.424
2	18.967	33.827	22.488	<b>32.657</b>	1'47.939	267,3	16:04'05.363
3	<b>18.691</b>	33.716	<b>22.194</b>	32.825	1'47.426	<b>270,0</b>	16:05'52.789
4	18.793	33.997	22.228	32.904	1'47.922	268,7	16:07'40.711
5	18.762	33.924	22.294	32.694	1'47.674	268,0	16:09'28.385
6	18.860	33.697	22.326	32.849	1'47.732	266,7	16:11'16.117
7	18.901	33.711	22.238	32.835	1'47.685	267,3	16:13'03.802
8	18.975	34.025	22.729	47.810	2'03.539P	265,4	16:15'07.341
9	5'43.903	36.560	23.173	32.996	7'16.632CP	155,4	16:22'23.973
10	19.076	33.847	22.332	33.039	1'48.294	262,1	16:24'12.267
11	19.015	33.667	22.390	32.873	1'47.945	262,1	16:26'00.212
12	18.847	<b>33.494</b>	22.285	32.674	<b>1'47.300</b>	265,4	16:27'47.512
13	18.817	33.756	22.329	32.695	1'47.597	266,7	16:29'35.109
14	18.838	33.569	22.237	32.977	1'47.621	264,7	16:31'22.730
15	19.207	2'55.820	40.240	56.814	4'52.081P	262,1	16:36'14.811
16	4'34.705	35.523	22.659	32.975	6'05.862CP	151,0	16:42'20.673
17	18.788	33.858	22.481	32.865	1'47.992	269,3	16:44'08.665
18	18.731	33.827	22.319	32.847	1'47.724	267,3	16:45'56.389

**22° 29 N. SPINELLI [1'47.019]**

Lap	Seg.1	Seg.2	Seg.3	Seg.4	Lap Time	km/h	Local Time
1		37.982	25.852	35.627		185,9	16:02'18.731
2	19.072	33.913	22.463	33.553	1'49.001	270,0	16:04'07.732
3	18.871	33.717	22.303	32.759	1'47.650	274,8	16:05'55.382
4	18.960	33.725	22.300	32.863	1'47.848	268,7	16:07'43.203
5	19.244	35.707	22.602	33.270	1'50.823	266,0	16:09'34.053

**25° 71 T. EDWARDS [1'47.315]**

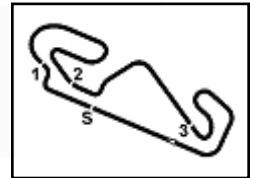
Lap	Seg.1	Seg.2	Seg.3	Seg.4	Lap Time	km/h	Local Time
1		36.004	22.986	34.986		185,9	16:02'04.425
2	18.981	33.667	22.627	33.100	1'48.375	266,7	16:03'52.800
3	18.893	33.528	22.418	32.868	1'47.707	266,0	16:05'40.507
4	18.867	<b>33.499</b>	22.344	32.807	1'47.517	267,3	16:07'28.024
5	18.783	33.576	<b>22.159</b>	32.797	<b>1'47.315</b>	267,3	16:09'15.339
6	18.852	33.600	22.344	32.733	1'47.529	266,0	16:11'02.868
7	18.816	33.504	22.391	38.368	1'53.079	267,3	16:12'55.947
8	18.984	33.799	22.363	32.782	1'47.928	267,3	16:14'43.875

05/05/2023 P = Pits In/Out - C = Lap Time Cancelled

These data/results cannot be reproduced, stored and/or transmitted in whole or in part by any manner of electronic, mechanical, photocopying, recording, broadcasting or otherwise now known or herein after developed without the previous express consent by the copyright owner, except for reproduction in daily press and regular printed publications on sale to the public within 60 days of the event related to those data/results and always provided that copyright symbol appears together as follows below.

© DORNA WSBK ORGANIZATION Srl 2023





**Prosecco DOC Catalunya, 5-7 May 2023**  
**Chronological Analysis Free Practice 2nd Session**

9	18.987	33.734	22.168	<b>32.496</b>	1'47.385	266,7	16:16'31.260	9	21.635	36.246	23.453	46.397	2'07.731P	254,7	16:17'25.134
10	19.093	34.191	23.030	44.722	2'01.036P	<b>272,0</b>	16:18'32.296	10	12'25.540	38.368	22.555	33.168	13'59.631P	117,1	16:31'24.765
11	6'38.480	34.528	22.666	33.380	8'09.054P	164,1	16:26'41.350	11	19.114	33.904	22.388	32.756	1'48.162	262,1	16:33'12.927
12	19.052	33.628	22.419	32.963	1'48.062	264,1	16:28'29.412	12	19.020	<b>33.778</b>	<b>22.349</b>	32.872	1'48.019C	263,4	16:35'00.946
13	<b>18.736</b>	33.652	22.218	32.718	1'47.324	268,0	16:30'16.736	13	<b>18.971</b>	33.901	22.370	32.846	1'48.088	264,1	16:36'49.034
14	18.924	33.638	22.295	33.020	1'47.877	266,0	16:32'04.613	14	19.084	33.902	25.899	43.770	2'02.655P	263,4	16:38'51.689
15	21.783	36.208	22.917	46.226	2'07.134CP	266,7	16:34'11.747	15	3'02.361	38.730	22.752	33.004	4'36.847P	128,9	16:43'28.536
16	2'22.623	35.466	23.544	33.308	3'54.941P	161,0	16:38'06.688	16	19.033	33.901	22.454	<b>32.646</b>	<b>1'48.034</b>	264,7	16:45'16.570
17	18.823	33.691	22.385	33.028	1'47.927	270,0	16:39'54.615								
18	18.845	33.762	22.566	33.001	1'48.174	269,3	16:41'42.789								
19	18.947	33.710	22.246	32.938	1'47.841	270,0	16:43'30.630								
20	19.171	33.854	22.294	33.109	1'48.428	271,4	16:45'19.058								

**26° 4 H. TRUELOVE [1'47.834]**

Lap	Seg.1	Seg.2	Seg.3	Seg.4	Lap Time	km/h	Local Time
1		34.903	23.077	33.444		150,8	16:03'10.184
2	19.166	35.127	22.981	33.513	1'50.787	272,0	16:05'00.971
3	19.244	34.390	22.786	33.569	1'49.989	268,0	16:06'50.960
4	19.370	34.403	22.742	33.720	1'50.235	267,3	16:08'41.195
5	19.064	34.775	22.789	33.691	1'50.319	268,7	16:10'31.514
6	19.159	34.237	22.687	33.506	1'49.589	268,7	16:12'21.103
7	19.045	34.360	22.732	33.637	1'49.774	267,3	16:14'10.877
8	19.275	34.478	22.507	33.278	1'49.538	265,4	16:16'00.415
9	19.207	35.655	22.641	33.556	1'51.059	268,7	16:17'51.474
10	19.564	34.515	22.763	45.849	2'02.691P	266,7	16:19'54.165
11	8'39.479	35.055	22.578	36.290	10'13.402P	148,1	16:30'07.567
12	19.179	34.168	22.450	33.229	1'49.026	267,3	16:31'56.593
13	18.999	34.316	23.971	44.684	2'01.970CP	268,7	16:33'58.563
14	4'22.174	34.291	22.562	32.905	5'51.932P	177,3	16:39'50.495
15	18.929	33.807	22.464	32.970	1'48.170C	<b>273,4</b>	16:41'38.665
16	18.904	<b>33.766</b>	<b>22.370</b>	<b>32.794</b>	<b>1'47.834</b>	272,7	16:43'26.499
17	<b>18.850</b>	33.807	22.413	33.342	1'48.412	272,7	16:45'14.911

**27° 22 F. FULIGNI [1'47.845]**

Lap	Seg.1	Seg.2	Seg.3	Seg.4	Lap Time	km/h	Local Time
1		35.805	23.870	37.529		172,8	16:02'08.629
2	19.212	34.114	22.808	33.494	1'49.628		16:03'58.257
3	19.535	33.884	22.642	33.104	1'49.165	268,7	16:05'47.422
4	19.051	33.846	22.587	33.039	1'48.523	266,7	16:07'35.945
5	<b>18.876</b>	33.780	22.563	33.074	1'48.293	268,0	16:09'24.238
6	19.199	34.013	22.513	33.047	1'48.772	263,4	16:11'13.010
7	19.131	34.432	23.104	47.885	2'04.552P	264,1	16:13'17.562
8	10'22.850	45.108	23.184	33.709	12'04.851P	151,7	16:25'22.413
9	19.162	34.462	22.841	33.391	1'49.856	262,1	16:27'12.269
10	19.146	34.070	22.824	45.878	2'01.918P	262,8	16:29'14.187
11	3'36.821	35.427	22.736	34.728	5'09.712CP	184,0	16:34'23.899
12	18.920	<b>33.544</b>	<b>22.440</b>	<b>32.941</b>	<b>1'47.845</b>	266,0	16:36'11.744
13	20.036	41.157	22.566	33.641	1'57.400	<b>272,0</b>	16:38'09.144
14	19.069	34.052	22.530	33.257	1'48.908	266,0	16:39'58.052
15	19.048	33.710	22.554	32.982	1'48.294	265,4	16:41'46.346
16	18.971	33.844	22.517	32.971	1'48.303	266,0	16:43'34.649
17	19.054	33.816	22.559	33.032	1'48.461	264,7	16:45'23.110

**28° 95 T. MACKENZIE [1'48.034]**

Lap	Seg.1	Seg.2	Seg.3	Seg.4	Lap Time	km/h	Local Time
1		36.148	23.434	33.932		152,3	16:02'26.016
2	19.338	34.470	22.724	33.271	1'49.803C	262,1	16:04'15.819
3	19.089	34.155	22.648	33.009	1'48.901	262,8	16:06'04.720
4	19.447	35.440	25.738	34.519	1'55.144	263,4	16:07'59.864
5	19.079	33.965	22.493	33.144	1'48.681	<b>266,7</b>	16:09'48.545
6	19.079	34.043	22.477	32.925	1'48.524	263,4	16:11'37.069
7	19.392	36.789	22.559	33.072	1'51.812	263,4	16:13'28.881
8	19.047	34.136	22.388	32.951	1'48.522	265,4	16:15'17.403

**29° 7 A. NORRODIN [1'48.118]**

Lap	Seg.1	Seg.2	Seg.3	Seg.4	Lap Time	km/h	Local Time
1		35.415	23.561	36.228		192,2	16:02'07.509
2	20.702	37.762	22.728	33.172	1'54.364	268,0	16:04'01.873
3	18.922	34.010	22.554	33.009	1'48.495	266,0	16:05'50.368
4	19.047	34.134	<b>22.393</b>	32.835	1'48.409	264,7	16:07'38.777
5	18.891	<b>33.870</b>	22.453	32.904	<b>1'48.118</b>	<b>269,3</b>	16:09'26.895
6	19.382	35.617	22.887	46.284	2'04.170P	265,4	16:11'31.065
7	8'32.448	34.579	22.753	32.926	10'02.706CP	142,1	16:21'33.771
8	19.120	34.179	22.524	33.162	1'48.985C	260,9	16:23'22.756
9	19.195	34.283	22.690	34.730	1'50.898	260,9	16:25'13.654
10	19.151	34.303	22.666	33.122	1'49.242	261,5	16:27'02.896
11	19.200	34.221	22.617	46.507	2'02.545P	261,5	16:29'05.441
12	9'13.249	35.279	22.485	<b>32.801</b>	10'43.814P	139,0	16:39'49.255
13	<b>18.810</b>	33.881	22.403	32.722	1'47.816C	265,4	16:41'37.071
14	18.870	33.928	22.425	32.896	1'48.119	264,7	16:43'25.190
15	19.050	34.539	22.794	38.491	1'54.874	263,4	16:45'20.064

**30° 68 L. POWER [1'48.394]**

Lap	Seg.1	Seg.2	Seg.3	Seg.4	Lap Time	km/h	Local Time
1		35.436	23.466	33.780		186,9	16:02'20.374
2	19.110	34.464	23.019	33.462	1'50.055	<b>269,3</b>	16:04'10.429
3	19.047	34.250	22.783	33.265	1'49.345	268,0	16:05'59.774
4	19.119	34.153	23.257	38.472	1'55.001	266,0	16:07'54.775
5	19.066	34.280	22.621	33.057	1'49.024	265,4	16:09'43.799
6	19.021	34.056	23.153	33.180	1'49.410	264,1	16:11'33.209
7	19.048	34.316	22.678	33.172	1'49.214	266,7	16:13'22.423
8	19.148	34.176	22.855	46.376	2'02.555P	264,1	16:15'24.978
9	7'02.575	34.881	23.181	47.467	8'48.104CP	189,1	16:24'13.082
10	19.127	35.003	22.658	33.217	1'50.005	267,3	16:26'03.087
11	19.101	34.232	22.856	33.216	1'49.405	266,0	16:27'52.492
12	19.070	34.277	22.782	33.279	1'49.408	265,4	16:29'41.900
13	19.048	34.229	22.622	33.182	1'49.081	264,1	16:31'30.981
14	19.039	35.068	23.296	45.987	2'03.390P	263,4	16:33'34.371
15	6'57.838	34.824	25.118	45.739	8'43.519P	186,5	16:42'17.890
16	19.280	34.142	22.637	32.986	1'49.045	260,9	16:44'06.935
17	<b>18.974</b>	<b>34.024</b>	<b>22.456</b>	<b>32.940</b>	<b>1'48.394</b>	268,7	16:45'55.329

**31° 44 B. SAHIN [1'48.797]**

Lap	Seg.1	Seg.2	Seg.3	Seg.4	Lap Time	km/h	Local Time
1		36.847	24.218	34.334		160,0	16:02'05.304
2	19.829	34.534	23.229	33.938	1'51.530	265,4	16:03'56.834
3	19.387	<b>34.008</b>	22.880	33.422	1'49.697	263,4	16:05'46.531
4	<b>19.132</b>	34.092	22.670	33.345	1'49.239	<b>267,3</b>	16:07'35.770
5	19.521	34.195	23.173	45.709	2'02.598P	264,1	16:09'38.368
6	4'33.929	34.712	23.128	33.464	6'05.233P	136,4	16:15'43.601
7	19.317	34.081	22.725	33.070	1'49.193	260,9	16:17'32.794
8	19.307	34.112	<b>22.504</b>	<b>32.874</b>	<b>1'48.797</b>	261,5	16:19'21.591

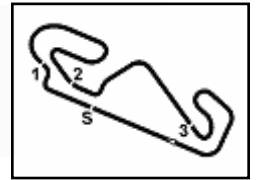
**32° 98 M. ABE [1'49.608]**

Lap	Seg.1	Seg.2	Seg.3	Seg.4	Lap Time	km/h	Local Time
1		34.986	23.405	33.728		184,9	16:02'11.983
2	19.246	34.330	23.183	33.814	1'50.573	266,0	16:04'02.556

05/05/2023 P = Pits In/Out - C = Lap Time Cancelled

These data/results cannot be reproduced, stored and/or transmitted in whole or in part by any manner of electronic, mechanical, photocopying, recording, broadcasting or otherwise now known or herein after developed without the previous express consent by the copyright owner, except for reproduction in daily press and regular printed publications on sale to the public within 60 days of the event related to those data/results and always provided that copyright symbol appears together as follows below.

© DORNA WSBK ORGANIZATION Srl 2023



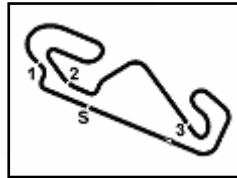
**Prosecco DOC Catalunya, 5-7 May 2023**  
**Chronological Analysis Free Practice 2nd Session**

3	19.022	34.401	23.020	33.808	1'50.251	265,4	16:05'52.807
4	19.083	34.686	23.009	33.636	1'50.414	<b>266,7</b>	16:07'43.221
5	19.599	34.595	22.998	33.574	1'50.766	264,7	16:09'33.987
6	19.266	34.543	22.957	33.632	1'50.398	262,8	16:11'24.385
7	19.488	34.606	<b>22.837</b>	33.614	1'50.545	260,9	16:13'14.930
8	19.466	34.689	22.944	33.509	1'50.608	260,2	16:15'05.538
9	19.595	34.570	22.889	46.357	2'03.411P	257,8	16:17'08.949
10	10'30.589	35.965	22.898	<b>33.076</b>	12'02.528P	178,5	16:29'11.477
11	19.314	<b>34.257</b>	22.876	33.161	<b>1'49.608</b>	261,5	16:31'01.085
12	19.131	34.312	23.038	33.283	1'49.764	261,5	16:32'50.849
13	19.286	34.707	23.174	46.569	2'03.736C	261,5	16:34'54.585
14	19.698	37.963	24.091	33.675	1'55.427	258,4	16:36'50.012
15	19.240	34.539	22.869	33.506	1'50.154	<b>266,7</b>	16:38'40.166
16	19.255	34.562	22.937	33.446	1'50.200	260,2	16:40'30.366
17	19.463	34.574	22.947	34.363	1'51.347	259,6	16:42'21.713
18	19.132	34.420	22.882	33.661	1'50.095	263,4	16:44'11.808
19	19.393	34.930	23.038	33.648	1'51.009	261,5	16:46'02.817

05/05/2023 P = Pits In/Out - C = Lap Time Cancelled

These data/results cannot be reproduced, stored and/or transmitted in whole or in part by any manner of electronic, mechanical, photocopying, recording, broadcasting or otherwise now known or herein after developed without the previous express consent by the copyright owner, except for reproduction in daily press and regular printed publications on sale to the public within 60 days of the event related to those data/results and always provided that copyright symbol appears together as follows below.

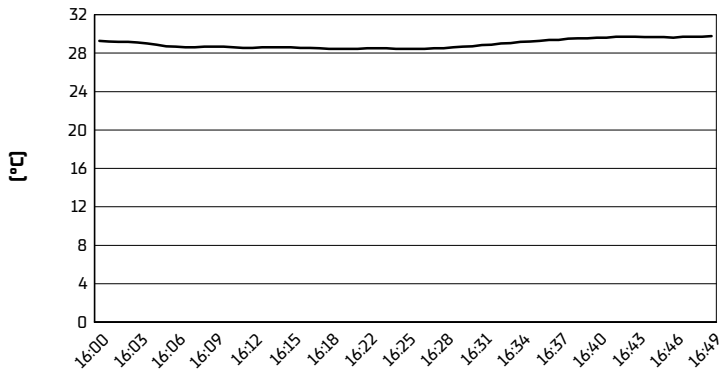
© DORNA WSBK ORGANIZATION Srl 2023



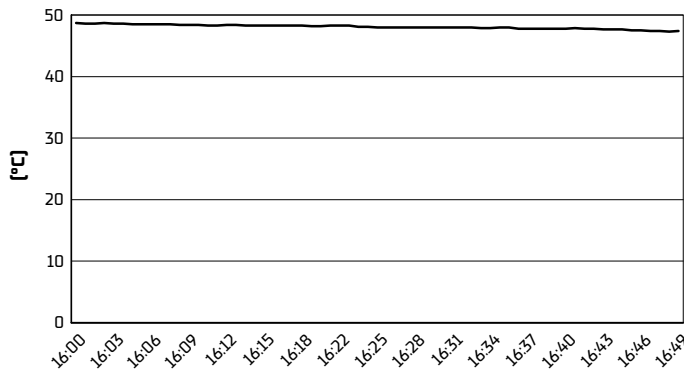
Circuit de Barcelona 4.657 m

**Prosecco DOC Catalunya, 5-7 May 2023**  
**Weather Report Free Practice 2nd Session**  
Session started 16:00 - Session ended 16:49

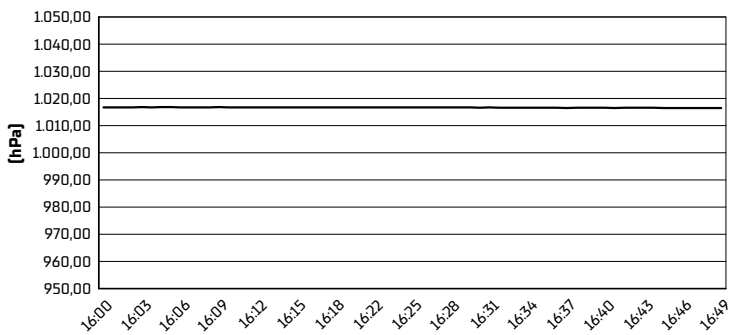
**Air Temperature**



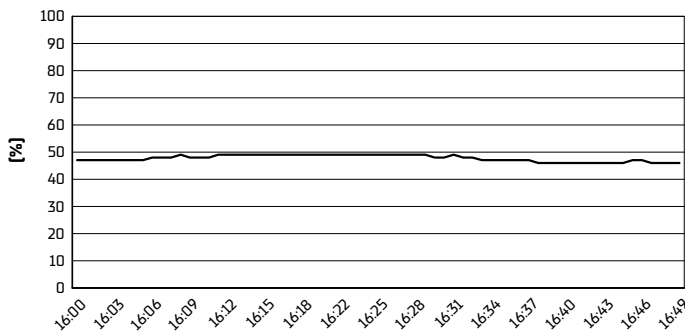
**Track Temperature**



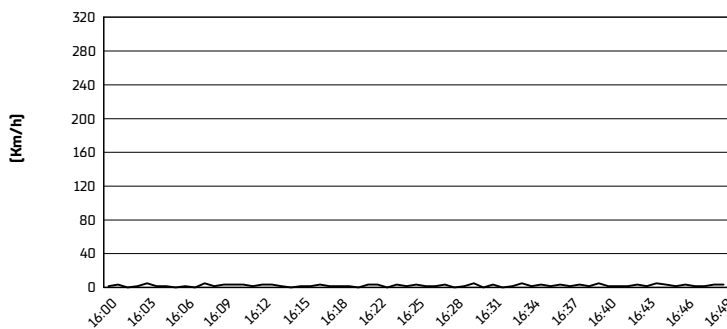
**Air Pressure**



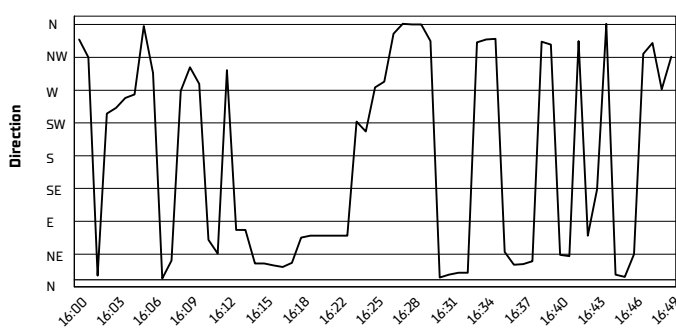
**Humidity**



**Wind Speed**



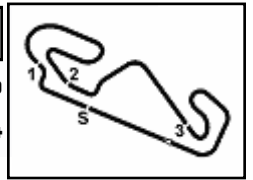
**Wind Direction**



05/05/2023

These data/results cannot be reproduced, stored and/or transmitted in whole or in part by any manner of electronic, mechanical, photocopying, recording, broadcasting or otherwise now known or herein after developed without the previous express consent by the copyright owner, except for reproduction in daily press and regular printed publications on sale to the public within 60 days of the event related to those data/results and always provided that copyright symbol appears together as follows below.

© DORNA WSBK ORGANIZATION Srl 2023

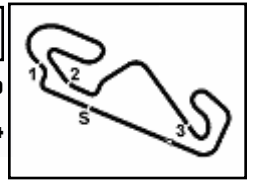

**Prosecco DOC Catalunya, 5-7 May 2023**  
**Best Laps & Speeds**

No.	Rider Bike	Nat	Best Lap		FP1		FP2												
			LL	SPD	LL	SPD	LL	SPD											
1	<b>11 N. BULEGA</b> Ducati Panigale V2	ITA	<b>1'44.740</b> 41 276,9		1'45.781 20 274,8		<b>1'44.740</b> 21 <b>276,9</b>												
2	<b>66 N. TUULI</b> Triumph Street Triple RS 765	FIN	<b>1'45.487</b> 31 274,1		1'46.282 16 272,7		<b>1'45.487</b> 15 <b>274,1</b>												
3	<b>54 B. SOFUOGLU</b> MV Agusta F3 800 RR	TUR	<b>1'45.582</b> 34 279,7		<b>1'45.582</b> 15 275,5		1'45.993 19 <b>279,7</b>												
4	<b>64 F. CARICASULO</b> Ducati Panigale V2	ITA	<b>1'45.594</b> 32 277,6		1'46.299 16 <b>277,6</b>		<b>1'45.594</b> 16 273,4												
5	<b>62 S. MANZI</b> Yamaha YZF R6	ITA	<b>1'45.646</b> 35 278,3		1'45.659 18 274,1		<b>1'45.646</b> 17 <b>278,3</b>												
6	<b>32 D. BAYLISS</b> Ducati Panigale V2	AUS	<b>1'45.749</b> 29 272,0		1'47.618 13 <b>272,0</b>		<b>1'45.749</b> 16 270,0												
7	<b>23 M. SCHROETTER</b> MV Agusta F3 800 RR	GER	<b>1'45.803</b> 34 279,7		1'46.086 14 <b>279,7</b>		<b>1'45.803</b> 20 274,1												
8	<b>73 M. KOFLER</b> Ducati Panigale V2	AUT	<b>1'45.820</b> 35 276,2		1'47.596 17 274,1		<b>1'45.820</b> 18 <b>276,2</b>												
9	<b>55 Y. MONTELLA</b> Ducati Panigale V2	ITA	<b>1'45.829</b> 35 279,0		1'46.006 17 270,0		<b>1'45.829</b> 18 <b>279,0</b>												
10	<b>9 J. NAVARRO</b> Yamaha YZF R6	ESP	<b>1'45.986</b> 29 278,3		1'46.219 12 272,0		<b>1'45.986</b> 17 <b>278,3</b>												
11	<b>28 G. VAN STRAALEN</b> Yamaha YZF R6	NED	<b>1'46.001</b> 36 277,6		1'46.503 17 274,1		<b>1'46.001</b> 19 <b>277,6</b>												
12	<b>3 R. DE ROSA</b> Ducati Panigale V2	ITA	<b>1'46.034</b> 34 276,2		<b>1'46.034</b> 16 <b>276,2</b>		1'46.102 18 <b>276,2</b>												
13	<b>69 T. BOOTH-AMOS</b> Kawasaki ZX-6R	GBR	<b>1'46.170</b> 26 272,0		1'46.436 14 <b>272,0</b>		<b>1'46.170</b> 12 271,3												
14	<b>14 L. MAHIAS</b> Kawasaki ZX-6R	FRA	<b>1'46.224</b> 35 273,4		1'47.109 18 271,3		<b>1'46.224</b> 17 <b>273,4</b>												
15	<b>99 A. HUERTAS</b> Kawasaki ZX-6R	ESP	<b>1'46.374</b> 24 272,0		1'46.616 13 <b>272,0</b>		<b>1'46.374</b> 11 268,6												
16	<b>17 J. MCPHEE</b> Kawasaki ZX-6R	GBR	<b>1'46.410</b> 30 274,8		1'47.157 16 <b>274,8</b>		<b>1'46.410</b> 14 274,1												
17	<b>94 V. DEBISE</b> Yamaha YZF R6	FRA	<b>1'46.516</b> 24 267,3		1'46.764 16 <b>267,3</b>		<b>1'46.516</b> 8 266,6												
18	<b>29 N. SPINELLI</b> Yamaha YZF R6	ITA	<b>1'46.803</b> 30 279,7		1'46.803 16 274,1		1'47.019 14 <b>279,7</b>												
19	<b>19 A. MANTOVANI</b> Yamaha YZF R6	ITA	<b>1'46.896</b> 39 274,8		1'47.485 20 <b>274,8</b>		<b>1'46.896</b> 19 270,6												
20	<b>51 A. SARMOON</b> Yamaha YZF R6	THA	<b>1'46.911</b> 32 274,1		1'48.616 13 266,6		<b>1'46.911</b> 19 <b>274,1</b>												
21	<b>24 A. WONGTHANANON</b> Yamaha YZF R6	THA	<b>1'46.982</b> 28 275,5		1'47.821 13 <b>275,5</b>		<b>1'46.982</b> 15 273,4												
22	<b>31 A. FERNANDEZ GONZALE</b> Yamaha YZF R6	ESP	<b>1'47.000</b> 36 274,1		1'48.301 16 273,4		<b>1'47.000</b> 20 <b>274,1</b>												
23	<b>27 A. DIAZ</b> Yamaha YZF R6	ESP	<b>1'47.045</b> 31 274,8		1'47.749 14 268,6		<b>1'47.045</b> 17 <b>274,8</b>												
24	<b>16 Y. OKAYA</b> Kawasaki ZX-6R	JPN	<b>1'47.300</b> 29 270,0		1'48.372 12 267,9		<b>1'47.300</b> 17 <b>270,0</b>												
25	<b>71 T. EDWARDS</b> Yamaha YZF R6	AUS	<b>1'47.315</b> 37 272,0		1'48.006 18 267,3		<b>1'47.315</b> 19 <b>272,0</b>												

05/05/2023

These data/results cannot be reproduced, stored and/or transmitted in whole or in part by any manner of electronic, mechanical, photocopying, recording, broadcasting or otherwise now known or herein after developed without the previous express consent by the copyright owner, except for reproduction in daily press and regular printed publications on sale to the public within 60 days of the event related to those data/results and always provided that copyright symbol appears together as follows below.

© DORNA WSBK ORGANIZATION Srl 2023



**Prosecco DOC Catalunya, 5-7 May 2023**  
**Best Laps & Speeds**

No.	Rider	Nat	Best Lap		FP1		FP2							
			LL	SPD	LL	SPD	LL	SPD						
26	<b>7 A. NORRODIN</b> Honda CBR600RR	MAS	<b>1'47.831</b> 26	269,3	<b>1'47.831</b> 12	267,9	1'48.118 14	<b>269,3</b>						
27	<b>4 H. TRUELOVE</b> Triumph Street Triple RS 765	GBR	<b>1'47.834</b> 32	274,8	1'49.226 16	<b>274,8</b>	<b>1'47.834</b> 16	273,4						
28	<b>22 F. FULIGNI</b> Ducati Panigale V2	ITA	<b>1'47.845</b> 32	272,0	1'47.904 16	267,3	<b>1'47.845</b> 16	<b>272,0</b>						
29	<b>95 T. MACKENZIE</b> Honda CBR600RR	GBR	<b>1'48.034</b> 28	266,6	1'48.656 13	262,1	<b>1'48.034</b> 15	<b>266,6</b>						
30	<b>68 L. POWER</b> Kawasaki ZX-6R	AUS	<b>1'48.394</b> 32	269,3	1'49.039 16	267,3	<b>1'48.394</b> 16	<b>269,3</b>						
31	<b>44 B. SAHIN</b> Yamaha YZF R6	SUI	<b>1'48.797</b> 26	267,9	1'49.059 19	<b>267,9</b>	<b>1'48.797</b> 7	267,3						
32	<b>98 M. ABE</b> Yamaha YZF R6	JPN	<b>1'49.608</b> 32	266,6	1'51.015 14	261,5	<b>1'49.608</b> 18	<b>266,6</b>						

05/05/2023

These data/results cannot be reproduced, stored and/or transmitted in whole or in part by any manner of electronic, mechanical, photocopying, recording, broadcasting or otherwise now known or herein after developed without the previous express consent by the copyright owner, except for reproduction in daily press and regular printed publications on sale to the public within 60 days of the event related to those data/results and always provided that copyright symbol appears together as follows below.

© DORNA WSBK ORGANIZATION Srl 2023