

Prosecco DOC Catalunya, 5-7 May 2023
Results Tissot Superpole

Circuit de Barcelona 4.657 m

1 / 2

No.	Rider	Nat	Team	Bike	Class	Time	Gap	Rel.	Laps	Speed	
										Avg	Max
1	11 N. BULEGA	ITA	Aruba.it Racing WorldSSP Team	Ducati Panigale V2		1'44.243			9	160,828	271,4
2	23 M. SCHROETTER	GER	MV Agusta Reparto Corse	MV Agusta F3 800 RR		1'44.517	0.274	0.274	9	160,406	277,6
3	64 F. CARICASULO	ITA	Althea Racing Team	Ducati Panigale V2		1'44.684	0.441	0.167	9	160,151	276,9
4	71 T. EDWARDS	AUS	Yart-Yamaha WorldSSP Team	Yamaha YZF R6	*	1'44.777	0.534	0.093	9	160,008	274,1
5	28 G. VAN STRAALLEN	NED	EAB Racing Team	Yamaha YZF R6		1'44.860	0.617	0.083	10	159,882	275,5
6	9 J. NAVARRO	ESP	Ten Kate Racing Yamaha	Yamaha YZF R6		1'44.861	0.618	0.001	9	159,880	273,4
7	94 V. DEBISE	FRA	GMT94 Yamaha	Yamaha YZF R6		1'44.875	0.632	0.014	9	159,859	274,1
8	62 S. MANZI	ITA	Ten Kate Racing Yamaha	Yamaha YZF R6		1'44.882	0.639	0.007	8	159,848	271,4
9	54 B. SOFUOGLU	TUR	MV Agusta Reparto Corse	MV Agusta F3 800 RR		1'44.899	0.656	0.017	10	159,822	279,8
10	55 Y. MONTELLA	ITA	Barni Spark Racing Team	Ducati Panigale V2		1'45.013	0.770	0.114	8	159,649	278,4
11	29 N. SPINELLI	ITA	VFT Racing WEBIKE Yamaha	Yamaha YZF R6		1'45.082	0.839	0.069	9	159,544	276,2
12	66 N. TUULI	FIN	Dynavolt Triumph	Triumph Street Triple RS 765		1'45.187	0.944	0.105	8	159,385	272,7
13	14 L. MAHIAS	FRA	Kawasaki Puccetti Racing	Kawasaki ZX-6R		1'45.227	0.984	0.040	9	159,324	272,7
14	99 A. HUERTAS	ESP	MTM Kawasaki	Kawasaki ZX-6R		1'45.282	1.039	0.055	8	159,241	274,1
15	69 T. BOOTH-AMOS	GBR	Motozoo ME AIR Racing	Kawasaki ZX-6R	*	1'45.310	1.067	0.028	9	159,199	273,4
16	17 J. MCPHEE	GBR	Vince64 by Puccetti Racing	Kawasaki ZX-6R		1'45.539	1.296	0.229	7	158,853	277,6
17	32 O. BAYLISS	AUS	D34G Racing	Ducati Panigale V2		1'45.543	1.300	0.004	9	158,847	273,4
18	3 R. DE ROSA	ITA	Orelac Racing Verdnatura	Ducati Panigale V2		1'45.560	1.317	0.017	5	158,822	273,4
19	51 A. SARMOON	THA	Yamaha Thailand Racing Team	Yamaha YZF R6		1'45.867	1.624	0.307	8	158,361	276,9
20	19 A. MANTOVANI	ITA	Evan Bros. WorldSSP Yamaha Team	Yamaha YZF R6		1'45.914	1.671	0.047	9	158,291	279,1
21	24 A. WONGTHANANON	THA	Yamaha Thailand Racing Team	Yamaha YZF R6		1'45.990	1.747	0.076	8	158,177	279,1
22	73 M. KOFLER	AUT	D34G Racing	Ducati Panigale V2	*	1'46.249	2.006	0.259	6	157,792	272,0
23	22 F. FULIGNI	ITA	Orelac Racing Verdnatura	Ducati Panigale V2	*	1'46.568	2.325	0.319	8	157,319	275,5
24	16 Y. OKAYA	JPN	ProDina Kawasaki Racing	Kawasaki ZX-6R	*	1'46.846	2.603	0.278	9	156,910	270,7
25	7 A. NORRODIN	MAS	PETRONAS MIE HONDA Team	Honda CBR600RR		1'46.877	2.634	0.031	8	156,864	270,7
26	68 L. POWER	AUS	Motozoo ME AIR Racing	Kawasaki ZX-6R	*	1'46.891	2.648	0.014	9	156,844	275,5
27	27 A. DIAZ	ESP	Arco Yart Yamaha WorldSSP	Yamaha YZF R6	*	1'47.218	2.975	0.327	8	156,366	274,8
28	95 T. MACKENZIE	GBR	PETRONAS MIE HONDA Team	Honda CBR600RR		1'47.379	3.136	0.161	7	156,131	269,3
29	4 H. TRUELOVE	GBR	Dynavolt Triumph	Triumph Street Triple RS 765		1'47.669	3.426	0.290	4	155,711	272,0
30	98 M. ABE	JPN	VFT Racing WEBIKE Yamaha	Yamaha YZF R6	*	1'47.904	3.661	0.235	8	155,371	267,3
31	44 B. SAHIN	SUI	MDR Offttec Yamaha	Yamaha YZF R6		1'49.185	4.942	1.281	7	153,549	267,3
----- Not Qualified -----											
NQ	31 A. FERNANDEZ GONZALEZ	ESP	Evan Bros. WorldSSP Yamaha Team	Yamaha YZF R6					9		281,3

Qualifying Lap Time (105% of 1'44.243): 1'49.456

* WorldSSP Challenge

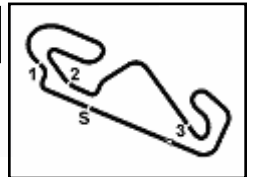
AIR	Humidity:	67%	Temp:	20°C
TRACK	Condition:	Dry	Temp:	34°C

Records	Pole	(SP)	2022	D.Aegerter	1'43.983	161,230	Km/h
	Race	(RC1)	2022	D.Aegerter	1'45.157	159,430	Km/h
	All Times	(SP)	2022	D.Aegerter	1'43.983	161,230	Km/h

Start 06/05/2023 10:25 End 10:54 The results are provisional until the end of the time limit for protests and appeals and the completion of the technical checks.

These data/results cannot be reproduced, stored and/or transmitted in whole or in part by any manner of electronic, mechanical, photocopying, recording, broadcasting or otherwise now known or herein after developed without the previous express consent by the copyright owner, except for reproduction in daily press and regular printed publications on sale to the public within 60 days of the event related to those data/results and always provided that copyright symbol appears together as follows below.

© DORNA WSBK ORGANIZATION Srl 2023



Prosecco DOC Catalunya, 5-7 May 2023
Results Tissot Superpole

Session Highlights

Local Time	No. Rider	Description
10.25.00		Start
10.32.21	3 R. DE ROSA	Crashed - Turn 5
10.32.47	3 R. DE ROSA	Re-joined
10.39.25	62 S. MANZI	Lap Cancelled [2'03.784] - Yellow Flag - Turn 5
10.39.30	95 T. MACKENZIE	Lap Cancelled [1'48.752] - Yellow Flag - Turn 5
10.40.15		RED FLAG
10.40.24	4 H. TRUELOVE	Crashed - Turn 4
10.44.03	64 F. CARICASULO	Lap Cancelled [1'45.094] - Exceeded Track Limits - Turn 13
10.46.49	73 M. KOFLER	Crashed - Turn 2
10.47.38	44 B. SAHIN	Technical Problem - Turn 10
10.52.25	62 S. MANZI	Lap Cancelled [1'48.144] - Yellow Flag - Turn 1
10.52.30	11 N. BULEGA	Lap Cancelled [1'45.568] - Yellow Flag - Turn 1
10.52.35	28 G. VAN STRAALEN	Lap Cancelled [1'51.741] - Yellow Flag - Turn 1
10.52.40	23 M. SCHROETTER	Lap Cancelled [1'57.804] - Yellow Flag - Turn 1
10.52.45	94 V. DEBISE	Lap Cancelled [1'48.182] - Yellow Flag - Turn 1
10.52.50	99 A. HUERTAS	Lap Cancelled [1'48.533] - Yellow Flag - Turn 1
10.52.55	64 F. CARICASULO	Lap Cancelled [1'46.360] - Yellow Flag - Turn 1
10.53.00	71 T. EDWARDS	Lap Cancelled [1'46.321] - Yellow Flag - Turn 1
10.53.05	17 J. MCPHEE	Lap Cancelled [1'46.427] - Yellow Flag - Turn 1
10.53.10	51 A. SARMOON	Lap Cancelled [1'52.364] - Yellow Flag - Turn 1
10.53.15	24 A. WONGTHANANON	Lap Cancelled [1'46.377] - Yellow Flag - Turn 1
10.53.20	16 Y. OKAYA	Lap Cancelled [1'46.797] - Yellow Flag - Turn 1
10.53.25	54 B. SOFUOGLU	Lap Cancelled [1'47.141] - Yellow Flag - Turn 1
10.53.30	27 A. DIAZ	Lap Cancelled [1'47.461] - Yellow Flag - Turn 1
10.54.00		End Of Session
13.42.13	31 A. FERNANDEZ GONZALEZ	All lap times cancelled - Art.2.9.5

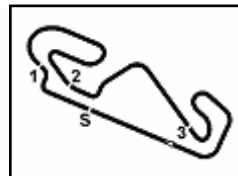
Fastest Laps Sequence

No.	Rider	Nat	Team	Bike	Local Time	Time	Gap	Avg
28	G. VAN STRAALEN	NED	EAB Racing Team	Yamaha YZF R6	10:28'37.397	1'45.828		158,419
23	M. SCHROETTER	GER	MV Agusta Reparto Corse	MV Agusta F3 800 RR	10:28'41.468	1'45.796	-0.032	158,467
55	Y. MONTELLA	ITA	Barni Spark Racing Team	Ducati Panigale V2	10:28'41.726	1'45.575	-0.221	158,799
99	A. HUERTAS	ESP	MTM Kawasaki	Kawasaki ZX-6R	10:29'44.292	1'45.282	-0.293	159,241
11	N. BULEGA	ITA	Aruba.it Racing WorldSSP Team	Ducati Panigale V2	10:30'16.820	1'44.243	-1.039	160,828

Start 10:25 End 10:54 The results are provisional until the end of the time limit for protests and appeals and the completion of the technical checks.

These data/results cannot be reproduced, stored and/or transmitted in whole or in part by any manner of electronic, mechanical, photocopying, recording, broadcasting or otherwise now known or herein after developed without the previous express consent by the copyright owner, except for reproduction in daily press and regular printed publications on sale to the public within 60 days of the event related to those data/results and always provided that copyright symbol appears together as follows below.

© DORNA WSBK ORGANIZATION Srl 2023



Prosecco DOC Catalunya, 5-7 May 2023

Starting Grid - Race 1 (18 Laps x 4,657 km = 83,826 km)

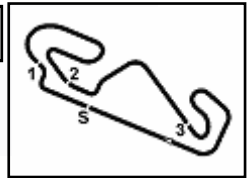
Circuit de Barcelona 4.657 m

1	11	BULEGA N. Ducati 1'44.243	2	23	SCHROETTER M. MV Agusta 1'44.517	3	64	CARICASULO F. Ducati 1'44.684	
2	4	71	EDWARDS T. Yamaha 1'44.777	5	28	VAN STRAALEN G. Yamaha 1'44.860	6	9	NAVARRO J. Yamaha 1'44.861
3	7	94	DEBISE V. Yamaha 1'44.875	8	62	MANZI S. Yamaha 1'44.882	9	54	SOFUOGLU B. MV Agusta 1'44.899
4	10	55	MONTELLA Y. Ducati 1'45.013	11	29	SPINELLI N. Yamaha 1'45.082	12	66	TUULI N. Triumph 1'45.187
5	13	14	MAHIAS L. Kawasaki 1'45.227	14	99	HUERTAS A. Kawasaki 1'45.282	15	69	BOOTH-AMOS T. Kawasaki 1'45.310
6	16	17	MCPHEE J. Kawasaki 1'45.539	17	32	BAYLISS O. Ducati 1'45.543	18	3	DE ROSA R. Ducati 1'45.560
7	19	51	SARMOON A. Yamaha 1'45.867	20	19	MANTOVANI A. Yamaha 1'45.914	21	24	WONGTHANANON A. Yamaha 1'45.990
8	22	73	KOFLER M. Ducati 1'46.249	23	22	FULIGNI F. Ducati 1'46.568	24	16	OKAYA Y. Kawasaki 1'46.846
9	25	7	NORRODIN A. Honda 1'46.877	26	68	POWER L. Kawasaki 1'46.891	27	27	DIAZ A. Yamaha 1'47.218
10	28	95	MACKENZIE T. Honda 1'47.379	29	4	TRUELOVE H. Triumph 1'47.669	30	98	ABE M. Yamaha 1'47.904
11	31	44	SAHIN B. Yamaha 1'49.185	32	31	FERNANDEZ GONZAL Yamaha			

N.55 (Montella Y.) has been penalized with a 2xLLP due to irresponsible riding at Assen

06/05/2023 The Race Director

These data/results cannot be reproduced, stored and/or transmitted in whole or in part by any manner of electronic, mechanical, photocopying, recording, broadcasting or otherwise now known or herein after developed without the previous express consent by the copyright owner, except for reproduction in daily press and regular printed publications on sale to the public within 60 days of the event related to those data/results and always provided that copyright symbol appears together as follows below. @ DORNA WSBK ORGANIZATION Srl 2023



Circuit de Barcelona 4.657 m

Prosecco DOC Catalunya, 5-7 May 2023
Best Sectors & Speed Tissot Superpole

BEST LAP		
1	11 N. BULEGA	Ducati Panigale V2 1'44.243
2	23 M. SCHROETTER	MV Agusta F3 800 RR 1'44.517
3	64 F. CARICASULO	Ducati Panigale V2 1'44.684
4	71 T. EDWARDS	Yamaha YZF R6 1'44.777
5	28 G. VAN STRAALEN	Yamaha YZF R6 1'44.860
6	9 J. NAVARRO	Yamaha YZF R6 1'44.861
7	94 V. DEBISE	Yamaha YZF R6 1'44.875
8	62 S. MANZI	Yamaha YZF R6 1'44.882
9	54 B. SOFUOGLU	MV Agusta F3 800 RR 1'44.899
10	55 Y. MONTELLA	Ducati Panigale V2 1'45.013
11	29 N. SPINELLI	Yamaha YZF R6 1'45.082
12	66 N. TUULI	Triumph Street Triple RS 765 1'45.187
13	14 L. MAHIAS	Kawasaki ZX-6R 1'45.227
14	99 A. HUERTAS	Kawasaki ZX-6R 1'45.282
15	69 T. BOOTH-AMOS	Kawasaki ZX-6R 1'45.310
16	17 J. MCPHEE	Kawasaki ZX-6R 1'45.539
17	32 O. BAYLISS	Ducati Panigale V2 1'45.543
18	3 R. DE ROSA	Ducati Panigale V2 1'45.560
19	51 A. SARMOON	Yamaha YZF R6 1'45.867
20	19 A. MANTOVANI	Yamaha YZF R6 1'45.914
21	24 A. WONGTHANANON	Yamaha YZF R6 1'45.990
22	73 M. KOFLER	Ducati Panigale V2 1'46.249
23	22 F. FULIGNI	Ducati Panigale V2 1'46.568
24	16 Y. OKAYA	Kawasaki ZX-6R 1'46.846
25	7 A. NORRODIN	Honda CBR600RR 1'46.877
26	68 L. POWER	Kawasaki ZX-6R 1'46.891
27	27 A. DIAZ	Yamaha YZF R6 1'47.218
28	95 T. MACKENZIE	Honda CBR600RR 1'47.379
29	4 H. TRUELOVE	Triumph Street Triple RS 765 1'47.669
30	98 M. ABE	Yamaha YZF R6 1'47.904
31	44 B. SAHIN	Yamaha YZF R6 1'49.185
32	31 A. FERNANDEZ GONZALEZ	Yamaha YZF R6

SPEED		
1	31 A. FERNANDEZ GONZALEZ	Yamaha YZF R6 281,3
2	54 B. SOFUOGLU	MV Agusta F3 800 RR 279,8
3	19 A. MANTOVANI	Yamaha YZF R6 279,1
4	24 A. WONGTHANANON	Yamaha YZF R6 279,1
5	55 Y. MONTELLA	Ducati Panigale V2 278,4
6	17 J. MCPHEE	Kawasaki ZX-6R 277,6
7	23 M. SCHROETTER	MV Agusta F3 800 RR 277,6
8	51 A. SARMOON	Yamaha YZF R6 276,9
9	64 F. CARICASULO	Ducati Panigale V2 276,9
10	29 N. SPINELLI	Yamaha YZF R6 276,2
11	22 F. FULIGNI	Ducati Panigale V2 275,5
12	28 G. VAN STRAALEN	Yamaha YZF R6 275,5
13	68 L. POWER	Kawasaki ZX-6R 275,5
14	27 A. DIAZ	Yamaha YZF R6 274,8
15	94 V. DEBISE	Yamaha YZF R6 274,1
16	99 A. HUERTAS	Kawasaki ZX-6R 274,1
17	71 T. EDWARDS	Yamaha YZF R6 274,1
18	3 R. DE ROSA	Ducati Panigale V2 273,4
19	9 J. NAVARRO	Yamaha YZF R6 273,4
20	32 O. BAYLISS	Ducati Panigale V2 273,4
21	69 T. BOOTH-AMOS	Kawasaki ZX-6R 273,4
22	14 L. MAHIAS	Kawasaki ZX-6R 272,7
23	66 N. TUULI	Triumph Street Triple RS 765 272,7
24	4 H. TRUELOVE	Triumph Street Triple RS 765 272,0
25	73 M. KOFLER	Ducati Panigale V2 272,0
26	62 S. MANZI	Yamaha YZF R6 271,4
27	11 N. BULEGA	Ducati Panigale V2 271,4
28	7 A. NORRODIN	Honda CBR600RR 270,7
29	16 Y. OKAYA	Kawasaki ZX-6R 270,7
30	95 T. MACKENZIE	Honda CBR600RR 269,3
31	98 M. ABE	Yamaha YZF R6 267,3
32	44 B. SAHIN	Yamaha YZF R6 267,3

SEG. 1		
1	54 B. SOFUOGLU	18.302
2	64 F. CARICASULO	18.362
3	28 G. VAN STRAALEN	18.382
4	29 N. SPINELLI	18.392
5	94 V. DEBISE	18.394
6	99 A. HUERTAS	18.399
7	23 M. SCHROETTER	18.401
8	66 N. TUULI	18.422
9	11 N. BULEGA	18.423
10	73 M. KOFLER	18.435
11	32 O. BAYLISS	18.442
12	14 L. MAHIAS	18.462
13	62 S. MANZI	18.494
14	9 J. NAVARRO	18.506
15	55 Y. MONTELLA	18.522
16	19 A. MANTOVANI	18.532
17	69 T. BOOTH-AMOS	18.536
18	71 T. EDWARDS	18.563
19	17 J. MCPHEE	18.584
20	3 R. DE ROSA	18.636
21	51 A. SARMOON	18.649
22	31 A. FERNANDEZ GONZALEZ	18.696
23	16 Y. OKAYA	18.706
24	24 A. WONGTHANANON	18.716
25	4 H. TRUELOVE	18.752
26	68 L. POWER	18.754
27	27 A. DIAZ	18.763
28	22 F. FULIGNI	18.802
29	7 A. NORRODIN	18.847
30	98 M. ABE	18.890
31	95 T. MACKENZIE	18.992
32	44 B. SAHIN	19.127

SEG. 2		
1	11 N. BULEGA	32.537
2	94 V. DEBISE	32.745
3	71 T. EDWARDS	32.779
4	23 M. SCHROETTER	32.831
5	9 J. NAVARRO	32.841
6	54 B. SOFUOGLU	32.929
7	28 G. VAN STRAALEN	32.937
8	64 F. CARICASULO	32.939
9	69 T. BOOTH-AMOS	32.947
10	55 Y. MONTELLA	32.951
11	66 N. TUULI	32.955
12	62 S. MANZI	32.978
13	32 O. BAYLISS	33.008
14	3 R. DE ROSA	33.025
15	99 A. HUERTAS	33.036
16	17 J. MCPHEE	33.038
17	29 N. SPINELLI	33.053
18	24 A. WONGTHANANON	33.104
19	19 A. MANTOVANI	33.126
20	51 A. SARMOON	33.135
21	14 L. MAHIAS	33.153
22	22 F. FULIGNI	33.159
23	68 L. POWER	33.389
24	95 T. MACKENZIE	33.410
25	73 M. KOFLER	33.440
26	16 Y. OKAYA	33.450
27	7 A. NORRODIN	33.456
28	27 A. DIAZ	33.538
29	4 H. TRUELOVE	33.606
30	31 A. FERNANDEZ GONZALEZ	33.697
31	98 M. ABE	33.785
32	44 B. SAHIN	33.863

SEG. 3		
1	11 N. BULEGA	21.495
2	28 G. VAN STRAALEN	21.603
3	64 F. CARICASULO	21.623
4	62 S. MANZI	21.639
5	23 M. SCHROETTER	21.653
6	55 Y. MONTELLA	21.698
7	66 N. TUULI	21.706
8	54 B. SOFUOGLU	21.714
9	71 T. EDWARDS	21.742
10	24 A. WONGTHANANON	21.743
11	69 T. BOOTH-AMOS	21.750
12	99 A. HUERTAS	21.751
13	9 J. NAVARRO	21.769
14	94 V. DEBISE	21.770
15	3 R. DE ROSA	21.792
16	17 J. MCPHEE	21.826
17	51 A. SARMOON	21.871
18	32 O. BAYLISS	21.885
19	14 L. MAHIAS	21.893
20	31 A. FERNANDEZ GONZALEZ	21.941
21	19 A. MANTOVANI	21.975
22	73 M. KOFLER	21.989
23	29 N. SPINELLI	22.022
24	16 Y. OKAYA	22.077
25	27 A. DIAZ	22.087
26	22 F. FULIGNI	22.116
27	95 T. MACKENZIE	22.159
28	7 A. NORRODIN	22.180
29	68 L. POWER	22.216
30	4 H. TRUELOVE	22.222
31	98 M. ABE	22.301
32	44 B. SAHIN	22.504

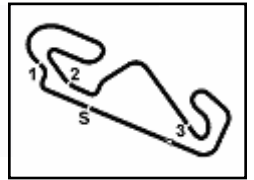
SEG. 4		
1	11 N. BULEGA	31.473
2	23 M. SCHROETTER	31.632
3	9 J. NAVARRO	31.665
4	62 S. MANZI	31.689
5	71 T. EDWARDS	31.693
6	14 L. MAHIAS	31.710
7	64 F. CARICASULO	31.719
8	29 N. SPINELLI	31.755
9	55 Y. MONTELLA	31.780
10	94 V. DEBISE	31.799
11	28 G. VAN STRAALEN	31.828
12	54 B. SOFUOGLU	31.842
13	66 N. TUULI	31.868
14	99 A. HUERTAS	31.891
15	3 R. DE ROSA	31.927
16	69 T. BOOTH-AMOS	31.936
17	19 A. MANTOVANI	31.949
18	32 O. BAYLISS	32.003
19	24 A. WONGTHANANON	32.051
20	17 J. MCPHEE	32.091
21	51 A. SARMOON	32.113
22	22 F. FULIGNI	32.321
23	73 M. KOFLER	32.345
24	68 L. POWER	32.368
25	7 A. NORRODIN	32.394
26	95 T. MACKENZIE	32.443
27	16 Y. OKAYA	32.477
28	98 M. ABE	32.630
29	27 A. DIAZ	32.657
30	4 H. TRUELOVE	32.794
31	44 B. SAHIN	33.054

06/05/2023

These data/results cannot be reproduced, stored and/or transmitted in whole or in part by any manner of electronic, mechanical, photocopying, recording, broadcasting or otherwise now known or herein after developed without the previous express consent by the copyright owner, except for reproduction in daily press and regular printed publications on sale to the public within 60 days of the event related to those data/results and always provided that copyright symbol appears together as follows below.

© DORNA WSBK ORGANIZATION Srl 2023





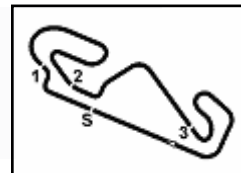
Circuit de Barcelona 4.657 m

Prosecco DOC Catalunya, 5-7 May 2023
Ideal Times Tissot Superpole

No. Rider	Nat	Bike	Seg. 1 Diff. 1	Seg. 2 Diff. 2	Seg. 3 Diff. 3	Seg. 4 Diff. 4	Ideal Time Best Lap	Pos.	Diff.	
1 11 N. BULEGA	ITA	Ducati Panigale V2	18.423 +0.105	32.537 +0.100	21.495 +0.110	31.473	1'43.928 1'44.243	1	0.315	
2 23 M. SCHROETTER	GER	MV Agusta F3 800 RR	18.401	32.831	21.653	31.632	1'44.517 1'44.517	2		
3 64 F. CARICASULO	ITA	Ducati Panigale V2	18.362 +0.017	32.939 +0.024	21.623	31.719	1'44.643 1'44.684	3	0.041	
4 94 V. DEBISE	FRA	Yamaha YZF R6	18.394 +0.113	32.745	21.770 +0.054	31.799	1'44.708 1'44.875	7	0.167	
5 28 G. VAN STRAALEN	NED	Yamaha YZF R6	18.382 +0.053	32.937 +0.057	21.603	31.828	1'44.750 1'44.860	5	0.110	
6 71 T. EDWARDS	AUS	Yamaha YZF R6	18.563	32.779	21.742	31.693	1'44.777 1'44.777	4		
7 9 J. NAVARRO	ESP	Yamaha YZF R6	18.506	32.841 +0.044	21.769 +0.036	31.665	1'44.781 1'44.861	6	0.080	
8 54 B. SOFUOGLU	TUR	MV Agusta F3 800 RR	18.302	32.929	21.714	31.842 +0.112	1'44.787 1'44.899	9	0.112	
9 62 S. MANZI	ITA	Yamaha YZF R6	18.494	32.978	21.639	31.689 +0.082	1'44.800 1'44.882	8	0.082	
10 55 Y. MONTELLA	ITA	Ducati Panigale V2	18.522 +0.008	32.951 +0.054	21.698	31.780	1'44.951 1'45.013	10	0.062	
11 66 N. TUULI	FIN	Triumph Street Triple RS 765	18.422	32.955 +0.122	21.706 +0.114	31.868	1'44.951 1'45.187	12	0.236	
12 99 A. HUERTAS	ESP	Kawasaki ZX-6R	18.399	33.036 +0.096	21.751 +0.087	31.891 +0.022	1'45.077 1'45.282	14	0.205	
13 69 T. BOOTH-AMOS	GBR	Kawasaki ZX-6R	18.536 +0.051	32.947 +0.090	21.750	31.936	1'45.169 1'45.310	15	0.141	
14 14 L. MAHIAS	FRA	Kawasaki ZX-6R	18.462	33.153 +0.006	21.893	31.710 +0.003	1'45.218 1'45.227	13	0.009	
15 32 D. BAYLISS	AUS	Ducati Panigale V2	18.442	33.008	21.885	32.003 +0.205	1'45.338 1'45.543	17	0.205	
16 3 R. DE ROSA	ITA	Ducati Panigale V2	18.636 +0.071	33.025	21.792	31.927 +0.109	1'45.380 1'45.560	18	0.180	
17 17 J. MCPHEE	GBR	Kawasaki ZX-6R	18.584	33.038	21.826	32.091	1'45.539 1'45.539	16		
18 19 A. MANTOVANI	ITA	Yamaha YZF R6	18.532 +0.138	33.126 +0.122	21.975 +0.072	31.949	1'45.582 1'45.914	20	0.332	
19 24 A. WONGTHANANON	THA	Yamaha YZF R6	18.716	33.104	21.743	32.051 +0.376	1'45.614 1'45.990	21	0.376	
20 51 A. SARMOON	THA	Yamaha YZF R6	18.649 +0.099	33.135	21.871	32.113	1'45.768 1'45.867	19	0.099	
21 73 M. KOFLER	AUT	Ducati Panigale V2	18.435	33.440 +0.006	21.989	32.345 +0.034	1'46.209 1'46.249	22	0.040	
22 22 F. FULIGNI	ITA	Ducati Panigale V2	18.802	33.159	22.116 +0.157	32.321 +0.013	1'46.398 1'46.568	23	0.170	
23 16 Y. OKAYA	JPN	Kawasaki ZX-6R	18.706 +0.053	33.450	22.077 +0.075	32.477 +0.008	1'46.710 1'46.846	24	0.136	
24 68 L. POWER	AUS	Kawasaki ZX-6R	18.754 +0.053	33.389	22.216 +0.111	32.368	1'46.727 1'46.891	26	0.164	
25 7 A. NORRODIN	MAS	Honda CBR600RR	18.847	33.456	22.180	32.394	1'46.877 1'46.877	25		
26 95 T. MACKENZIE	GBR	Honda CBR600RR	18.992 +0.293	33.410 +0.082	22.159	32.443	1'47.004 1'47.379	28	0.375	
27 27 A. DIAZ	ESP	Yamaha YZF R6	18.763 +0.065	33.538 +0.045	22.087	32.657 +0.063	1'47.045 1'47.218	27	0.173	
28 4 H. TRUETOVE	GBR	Triumph Street Triple RS 765	18.752	33.606 +0.295	22.222	32.794	1'47.374 1'47.669	29	0.295	
29 98 M. ABE	JPN	Yamaha YZF R6	18.890 +0.260	33.785	22.301	32.630 +0.038	1'47.606 1'47.904	30	0.298	
30 44 B. SAHIN	SUI	Yamaha YZF R6	19.127 +0.160	33.863 +0.200	22.504 +0.277	33.054	1'48.548 1'49.185	31	0.637	
31 A. FERNANDEZ GONZALE	ESP	Yamaha YZF R6								
29 N. SPINELLI	ITA	Yamaha YZF R6								
			One or more sectors missing					1'45.082		
Overall Ideal Time			18.302	32.537	21.495	31.473		1'43.807		

06/05/2023
These data/results cannot be reproduced, stored and/or transmitted in whole or in part by any manner of electronic, mechanical, photocopying, recording, broadcasting or otherwise now known or herein after developed without the previous express consent by the copyright owner, except for reproduction in daily press and regular printed publications on sale to the public within 60 days of the event related to those data/results and always provided that copyright symbol appears together as follows below.
© DORNA WSBK ORGANIZATION Srl 2023





Prosecco DOC Catalunya, 5-7 May 2023

Chronological Analysis Tissot Superpole

Circuit de Barcelona 4.657 m

1 / 4

1° 11 N. BULEGA [1'44.243]							
Lap	Seg1	Seg2	Seg3	Seg4	Lap Time	km/h	Local Time
1		33.740	22.070	32.957	191,8	10:28'32.577	
2	18.528	32.637	21.605	31.473	1'44.243	270,0	10:30'16.820
3	18.614	32.811	22.070	44.662	1'58.157P	270,0	10:32'14.977
4	3'10.205	33.381	21.927	31.973	4'37.486P	170,6	10:36'52.463
5	18.529	32.652	21.497	31.727	1'44.405	268,7	10:38'36.868
6	18.423	32.537	21.495	31.763	1'44.218C	271,4	10:40'21.086
7	21.442	40.408	25.638	49.024	2'16.512CP	253,5	10:42'37.598
8	2'56.638	34.081	22.036	31.998	4'24.753P	168,2	10:47'02.351
9	18.863	33.025	21.755	31.925	1'45.568C	269,3	10:48'47.919
10	18.584	32.855	21.697	31.785	1'44.921	269,3	10:50'32.840

9	2'00.419	33.540	21.843	31.910	3'27.712P	179,1	10:45'49.188
10	18.435	32.994	21.603	31.828	1'44.860	275,5	10:47'34.048
11	18.702	32.713	23.265	32.061	1'51.741C	268,7	10:49'25.789

2° 23 M. SCHROETTER [1'44.517]							
Lap	Seg1	Seg2	Seg3	Seg4	Lap Time	km/h	Local Time
1		34.187	22.138	36.863	197,4	10:26'55.672	
2	18.723	33.124	22.046	31.903	1'45.796	274,8	10:28'41.468
3	18.625	32.948	21.695	31.807	1'45.075	276,2	10:30'26.543
4	18.534	32.978	21.730	31.771	1'45.013	277,6	10:32'11.556
5	18.535	32.945	21.740	47.214	2'00.434P	271,4	10:34'11.990
6	3'48.642	34.146	22.106	38.270	5'23.164P	184,9	10:39'35.154
7	18.617	34.645	24.421	46.950	2'04.633CP	272,0	10:41'39.787
8	2'42.607	33.627	21.992	31.830	4'10.056P	180,6	10:45'49.843
9	18.401	32.831	21.653	31.632	1'44.517	275,5	10:47'34.360
10	23.964	37.648	23.427	32.765	1'57.804C	272,7	10:49'32.164

6° 9 J. NAVARRO [1'44.861]							
Lap	Seg1	Seg2	Seg3	Seg4	Lap Time	km/h	Local Time
1		38.213	23.018	32.672	66,5	10:27'43.992	
2	18.744	33.305	22.119	31.969	1'46.137	271,4	10:29'30.129
3	18.614	33.182	21.927	32.028	1'45.751	272,0	10:31'15.880
4	18.519	33.284	21.871	32.050	1'45.724	272,7	10:33'01.604
5	18.646	33.140	21.769	32.036	1'45.591	268,7	10:34'47.195
6	18.774	35.163	22.389	45.747	2'02.073P	268,0	10:36'49.268
7	2'32.721	35.846	21.976	46.470	4'17.013CP	183,1	10:41'06.281
8	3'38.199	37.162	25.013	34.799	5'15.173P	191,8	10:46'21.454
9	18.532	32.841	21.787	35.189	1'48.349	271,4	10:48'09.803
10	18.506	32.885	21.805	31.665	1'44.861	273,4	10:49'54.664

3° 64 F. CARICASULO [1'44.684]							
Lap	Seg1	Seg2	Seg3	Seg4	Lap Time	km/h	Local Time
1		34.480	28.073	34.147	144,4	10:28'03.090	
2	18.574	33.799	22.189	32.280	1'46.842	273,4	10:29'49.932
3	18.450	33.174	21.890	31.968	1'45.482	274,8	10:31'35.414
4	18.362	34.316	22.380	45.064	2'00.122P	276,9	10:33'35.536
5	3'03.621	38.413	23.641	39.994	4'45.669P	136,2	10:38'21.205
6	18.477	32.939	21.765	31.913	1'45.094C	272,7	10:40'06.299
7	20.520	45.195	25.820	46.868	2'18.403CP	272,0	10:42'24.702
8	1'58.095	34.255	22.325	32.304	3'26.979P	183,4	10:45'51.681
9	18.379	32.963	21.623	31.719	1'44.684	273,4	10:47'36.365
10	18.501	33.563	22.220	32.076	1'46.360C	275,5	10:49'22.725

7° 94 V. DEBISE [1'44.875]							
Lap	Seg1	Seg2	Seg3	Seg4	Lap Time	km/h	Local Time
1		34.238	22.262	33.344	190,5	10:26'51.922	
2	18.541	33.135	21.988	32.218	1'45.882	272,0	10:28'37.804
3	18.394	33.083	21.770	31.845	1'45.092	274,1	10:30'22.896
4	18.612	33.013	21.895	44.343	1'57.863P	272,0	10:32'20.759
5	4'19.349	37.064	23.103	36.567	5'56.083P	117,5	10:38'16.842
6	18.667	36.136	23.165	32.072	1'50.040	268,7	10:40'06.882
7	19.553	39.274	22.814	45.800	2'07.441CP	268,7	10:42'14.323
8	2'07.034	34.652	22.304	31.980	3'35.970P	184,6	10:45'50.293
9	18.507	32.745	21.824	31.799	1'44.875	273,4	10:47'35.168
10	19.325	34.878	22.044	31.935	1'48.182C	268,7	10:49'23.350

4° 71 T. EDWARDS [1'44.777]							
Lap	Seg1	Seg2	Seg3	Seg4	Lap Time	km/h	Local Time
1		35.456	23.679	33.136	177,3	10:28'32.512	
2	18.881	33.058	22.144	32.158	1'46.241	266,7	10:30'18.753
3	18.849	33.212	22.116	32.291	1'46.468	266,7	10:32'05.221
4	18.856	33.220	22.116	32.333	1'46.525	262,1	10:33'51.746
5	19.053	34.173	22.468	44.045	1'59.739P	264,1	10:35'51.485
6	2'40.639	34.906	23.135	38.112	4'16.792P	139,2	10:40'08.277
7	19.445	39.205	23.231	44.734	2'06.615CP	269,3	10:42'14.892
8	2'08.302	34.123	22.426	32.201	3'37.052P	178,5	10:45'51.944
9	18.563	32.779	21.742	31.693	1'44.777	273,4	10:47'36.721
10	18.733	33.184	22.326	32.078	1'46.321C	274,1	10:49'23.002

8° 62 S. MANZI [1'44.882]							
Lap	Seg1	Seg2	Seg3	Seg4	Lap Time	km/h	Local Time
1		34.161	22.211	32.131	169,0	10:28'09.452	
2	18.633	32.999	21.841	31.837	1'45.310	270,7	10:29'54.762
3	18.530	32.985	21.800	31.865	1'45.180	271,4	10:31'39.942
4	18.516	34.000	23.977	47.291	2'03.784CP	270,7	10:33'43.726
5	3'44.219	33.768	21.869	31.868	5'11.724P	153,8	10:38'55.450
6	18.519	33.741	21.800	45.806	1'59.866CP	270,0	10:40'55.316
7	4'15.481	33.532	21.881	31.689	5'42.583P	172,5	10:46'37.899
8	19.379	34.475	22.024	32.266	1'48.144C	270,7	10:48'26.043
9	18.494	32.978	21.639	31.771	1'44.882	270,7	10:50'10.925

5° 28 G. VAN STRAALLEN [1'44.860]							
Lap	Seg1	Seg2	Seg3	Seg4	Lap Time	km/h	Local Time
1		34.224	22.272	33.168	192,2	10:26'51.569	
2	18.556	33.313	21.908	32.051	1'45.828	268,7	10:28'37.397
3	18.510	33.075	21.804	31.935	1'45.324	270,0	10:30'22.721
4	18.423	32.937	21.833	32.012	1'45.205	270,0	10:32'07.926
5	18.382	33.027	21.784	44.784	1'57.977P	270,0	10:34'05.903
6	2'55.212	34.161	22.179	33.300	4'24.852P	188,5	10:38'30.755
7	18.458	33.023	21.695	31.793	1'44.969C	270,0	10:40'15.724
8	19.123	37.160	23.704	45.765	2'05.752CP	268,0	10:42'21.476

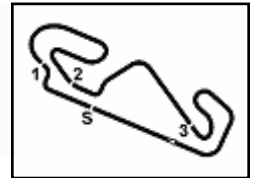
9° 54 B. SOFUOGLU [1'44.899]							
Lap	Seg1	Seg2	Seg3	Seg4	Lap Time	km/h	Local Time
1		34.366	23.214	33.585	193,2	10:26'54.898	
2	18.570	33.465	22.022	32.004	1'46.061	273,4	10:28'40.959
3	18.392	33.083	21.842	31.842	1'45.159	274,1	10:30'26.118
4	19.058	34.048	21.811	32.064	1'46.981	273,4	10:32'13.099
5	18.302	32.929	21.714	31.954	1'44.899	274,8	10:33'57.998
6	18.530	33.754	22.397	46.867	2'01.548P	271,4	10:35'59.546
7	2'20.859	33.627	22.318	32.070	3'48.874P	193,9	10:39'48.420
8	18.448	40.336	29.982	52.449	2'21.215CP	271,4	10:42'09.635
9	2'12.124	33.302	21.831	31.975	3'39.232P	180,6	10:45'48.867
10	22.331	37.941	21.993	31.902	1'54.167	268,0	10:47'43.034
11	18.627	34.230	22.011	32.273	1'47.141C	279,8	10:49'30.175

06/05/2023 P = Pits In/Out - C = Lap Time Cancelled

These data/results cannot be reproduced, stored and/or transmitted in whole or in part by any manner of electronic, mechanical, photocopying, recording, broadcasting or otherwise now known or herein after developed without the previous express consent by the copyright owner, except for reproduction in daily press and regular printed publications on sale to the public within 60 days of the event related to those data/results and always provided that copyright symbol appears together as follows below.

© DORNA WSBK ORGANIZATION Srl 2023





Circuit de Barcelona 4.657 m

**Prosecco DOC Catalunya, 5-7 May 2023
Chronological Analysis Tissot Superpole**

2 / 4

5	5'36.146	34.009	22.239	35.759	7'08.153P	180,0	10:39'33.855	5	18.669	33.186	21.960	31.997	1'45.812	270,7	10:34'48.468
6	18.727	34.818	24.773	46.082	2'04.400CP	266,0	10:41'38.255	6	19.022	34.872	22.536	44.775	2'01.205P	270,7	10:36'49.673
7	3'20.428	34.988	22.553	32.292	4'50.261P	181,5	10:46'28.516	7	2'24.996	34.161	22.244	48.676	4'10.077CP	113,3	10:40'59.750
8	19.048	33.483	21.903	33.289	1'47.723	268,0	10:48'16.239	8	3'30.336	46.681	30.304	35.100	5'22.421P	173,6	10:46'22.171
9	18.522	32.951	21.807	31.923	1'45.203	268,7	10:50'01.442	9	18.714	32.947	21.807	31.948	1'45.416	271,4	10:48'07.587
								10	18.587	33.037	21.750	31.936	1'45.310	270,7	10:49'52.897

11° 29 N. SPINELLI [1'45.082]							
Lap	Seg1	Seg2	Seg3	Seg4	Lap Time	km/h	Local Time
1		35.039	22.811	33.581		181,8	10:27'11.578
2	18.751	33.135	22.025	32.100	1'46.011	269,3	10:28'57.589
3	18.823	33.377	22.090	32.499	1'46.789	268,7	10:30'44.378
4	18.665	33.053	22.022	32.010	1'45.750	271,4	10:32'30.128
5	18.748	33.243	22.164	44.377	1'58.532P	266,7	10:34'28.660
6	3'57.799	36.040	28.961	36.990	5'39.790P	184,9	10:40'08.450
7	19.016	40.598	25.066	47.877	2'12.557CP	276,2	10:42'21.007
8	2'09.946	46.922	26.299	32.781	3'55.948P	182,4	10:46'16.955
9	18.600			31.755	1'45.195	274,1	10:48'02.150
10	18.392			31.921	1'45.082	274,8	10:49'47.232

16° 17 J. MCPHEE [1'45.539]							
Lap	Seg1	Seg2	Seg3	Seg4	Lap Time	km/h	Local Time
1		42.799	34.954	40.285		96,9	10:27'40.607
2	18.969	33.444	22.286	32.230	1'46.929	269,3	10:29'27.536
3	18.676	33.114	21.867	32.134	1'45.791	270,0	10:31'13.327
4	18.705	35.002	23.948	45.738	2'03.393P	272,0	10:33'16.720
5	5'55.416	34.788	22.914	46.855	7'39.973CP	131,9	10:40'56.693
6	3'26.291	34.573	22.392	32.227	4'55.483P	175,9	10:45'52.176
7	18.584	33.038	21.826	32.091	1'45.539	277,6	10:47'37.715
8	18.826	33.456	21.975	32.170	1'46.427C	270,7	10:49'24.142

12° 66 N. TUULI [1'45.187]							
Lap	Seg1	Seg2	Seg3	Seg4	Lap Time	km/h	Local Time
1		34.715	29.534	34.446		189,5	10:27'58.137
2	18.662	33.284	22.050	32.086	1'46.082	269,3	10:29'44.219
3	19.196	34.334	22.184	32.146	1'47.860	271,4	10:31'32.079
4	18.638	33.436	22.066	46.170	2'00.310P	270,7	10:33'32.389
5	3'59.123	33.212	22.019	31.906	5'26.260P	196,7	10:38'58.649
6	18.512	32.955	21.706	44.899	1'58.072CP	270,7	10:40'56.721
7	3'49.175	34.203	22.794	32.261	5'18.433P	197,8	10:46'15.154
8	18.510	33.151	21.975	31.933	1'45.569	272,7	10:48'00.723
9	18.422	33.077	21.820	31.868	1'45.187	272,0	10:49'45.910

17° 32 O. BAYLISS [1'45.543]							
Lap	Seg1	Seg2	Seg3	Seg4	Lap Time	km/h	Local Time
1		40.868	23.131	37.449		189,5	10:27'14.966
2	18.710	33.519	21.940	32.353	1'46.522	270,0	10:29'01.488
3	18.605	33.317	22.071	32.109	1'46.102	268,0	10:30'47.590
4	19.365	35.940	23.114	44.439	2'02.858P	273,4	10:32'50.448
5	3'38.228	47.354	23.626	38.206	5'27.414P	75,2	10:38'17.862
6	18.648	34.560	23.007	33.059	1'49.274	268,7	10:40'07.136
7	19.442	39.524	22.683	44.195	2'05.844CP	270,0	10:42'12.980
8	2'18.235	40.971	27.805	42.503	4'09.514P	185,6	10:46'22.494
9	18.587	33.184	21.941	32.003	1'45.715	273,4	10:48'08.209
10	18.442	33.008	21.885	32.208	1'45.543	272,7	10:49'53.752

13° 14 L. MAHIAS [1'45.227]							
Lap	Seg1	Seg2	Seg3	Seg4	Lap Time	km/h	Local Time
1		40.148	23.803	32.524		87,0	10:27'44.064
2	18.785	33.464	22.063	31.810	1'46.122	268,0	10:29'30.186
3	18.678	33.156	22.052	31.895	1'45.781	269,3	10:31'15.967
4	18.544	33.366	22.134	31.755	1'45.799	272,0	10:33'01.766
5	18.693	33.153	21.936	31.874	1'45.656	272,7	10:34'47.422
6	21.184	34.935	22.322	44.433	2'02.874P	271,4	10:36'50.296
7	3'06.689	46.811	24.680	47.108	5'05.288CP	173,1	10:41'55.584
8	2'35.484	46.936	24.858	32.392	4'19.670P	190,1	10:46'15.254
9	18.626	33.310	21.900	31.710	1'45.546	269,3	10:48'00.800
10	18.462	33.159	21.893	31.713	1'45.227	272,0	10:49'46.027

18° 3 R. DE ROSA [1'45.560]							
Lap	Seg1	Seg2	Seg3	Seg4	Lap Time	km/h	Local Time
1		36.096	22.352	32.424		68,8	10:27'38.650
2	18.890	33.250	21.851	31.927	1'45.918	273,4	10:29'24.568
3	23.065	35.875	21.888	32.195	1'53.023	266,7	10:31'17.591
4	18.636	1'13.567	26.598	45.550	2'44.351P	272,0	10:34'01.942
5	12'23.527	34.732	22.697	32.641	13'53.597P	185,6	10:47'55.539
6	18.707	33.025	21.792	32.036	1'45.560	266,7	10:49'41.099

14° 99 A. HUERTAS [1'45.282]							
Lap	Seg1	Seg2	Seg3	Seg4	Lap Time	km/h	Local Time
1		33.613	27.111	37.429		182,4	10:27'59.010
2	18.399	33.132	21.838	31.913	1'45.282	274,1	10:29'44.292
3	18.657	33.269	21.925	31.973	1'45.824	268,0	10:31'30.116
4	19.479	35.368	21.867	45.825	2'02.539P	268,0	10:33'32.655
5	4'28.159	34.117	22.176	38.381	6'02.833P	184,6	10:39'35.488
6	18.484	34.491	24.228	45.316	2'02.519CP	274,1	10:41'38.007
7	2'44.023	33.772	21.864	32.038	4'11.697P	173,1	10:45'49.704
8	18.713	33.036	21.751	31.891	1'45.391	270,7	10:47'35.095
9	18.851	35.266	22.049	32.367	1'48.533C	272,7	10:49'23.628

19° 51 A. SARMOON [1'45.867]							
Lap	Seg1	Seg2	Seg3	Seg4	Lap Time	km/h	Local Time
1		34.339	22.552	34.891		188,2	10:26'56.512
2	18.649	33.265	22.190	32.225	1'46.329	274,8	10:28'42.841
3	19.020	33.433	22.131	32.371	1'46.955	270,0	10:30'29.796
4	19.814	35.303	22.608	47.915	2'05.640P	268,0	10:32'35.436
5	5'06.408	38.958	28.837	46.108	7'00.311P	194,9	10:39'35.747
6	18.769	34.905	24.545	48.099	2'06.318CP	270,7	10:41'42.065
7	2'41.345	34.269	22.465	32.217	4'10.296P	174,8	10:45'52.361
8	18.748	33.135	21.871	32.113	1'45.867	276,9	10:47'38.228
9	20.409	37.516	22.210	32.229	1'52.364C	270,0	10:49'30.592

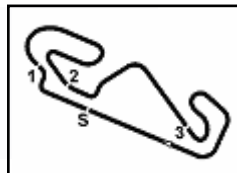
15° 69 T. BOOTH-AMOS [1'45.310]							
Lap	Seg1	Seg2	Seg3	Seg4	Lap Time	km/h	Local Time
1		36.931	22.284	32.561		81,3	10:27'39.149
2	18.781	33.241	22.040	32.010	1'46.072	273,4	10:29'25.221
3	18.789	33.418	22.238	36.988	1'51.433	272,0	10:31'16.654
4	18.536	33.229	21.973	32.264	1'46.002	273,4	10:33'02.656

20° 19 A. MANTOVANI [1'45.914]							
Lap	Seg1	Seg2	Seg3	Seg4	Lap Time	km/h	Local Time
1		34.626	22.869	33.002		174,5	10:27'11.780
2	18.670	33.248	22.047	31.949	1'45.914	270,7	10:28'57.694
3	18.532	33.333	21.995	32.245	1'46.105	270,7	10:30'43.799
4	19.267	33.825	22.157	45.518	2'00.767P	266,7	10:32'44.566
5	4'15.436	35.724	22.292	33.456	5'46.908P	141,4	10:38'31.474
6	18.667	33.126	21.975	32.001	1'45.769C	270,0	10:40'17.243
7	20.513	40.954	24.027	47.101	2'12.595CP	266,7	10:42'29.838
8	2'01.796	45.784	26.281	32.592	3'46.453P	197,8	10:46'16.291

06/05/2023 P = Pits In/Out - C = Lap Time Cancelled

These data/results cannot be reproduced, stored and/or transmitted in whole or in part by any manner of electronic, mechanical, photocopying, recording, broadcasting or otherwise now known or herein after developed without the previous express consent by the copyright owner, except for reproduction in daily press and regular printed publications on sale to the public within 60 days of the event related to those data/results and always provided that copyright symbol appears together as follows below.

© DORNA WSBK ORGANIZATION Srl 2023



Prosecco DOC Catalunya, 5-7 May 2023 Chronological Analysis Tissot Superpole

9	18.703	33.360	22.029	32.024	1'46.116	279,1	10:48'02.407
10	18.675	33.169	22.020	32.124	1'45.988	277,6	10:49'48.395

21° 24 A. WONGTHANANON [1'45.990]							
Lap	Seg1	Seg2	Seg3	Seg4	Lap Time	km/h	Local Time
1		34.332	22.594	35.187		185,9	10:26'57.121
2	18.775	33.334	22.069	32.153	1'46.331	279,1	10:28'43.452
3	18.878	33.414	22.110	32.146	1'46.548	273,4	10:30'30.000
4	19.469	35.059	23.449	48.213	2'06.190P	266,7	10:32'36.190
5	4'57.172	33.158	22.004	32.051	6'24.385P	197,4	10:39'00.575
6	20.117	37.324	22.121	48.726	2'08.288CP	259,0	10:41'08.863
7	3'15.203	34.208	22.589	32.426	4'44.426P	172,2	10:45'53.289
8	18.716	33.104	21.743	32.427	1'45.990	270,7	10:47'39.279
9	18.823	33.294	22.042	32.218	1'46.377C	272,7	10:49'25.656

22° 73 M. KOFLER [1'46.249]							
Lap	Seg1	Seg2	Seg3	Seg4	Lap Time	km/h	Local Time
1		44.275	28.339	39.014		151,0	10:27'39.888
2	18.731	33.440	22.022	32.345	1'46.538	270,7	10:29'26.426
3	18.435	33.446	21.989	32.379	1'46.249	272,0	10:31'12.675
4	19.084	34.455	22.515	48.599	2'04.653P	264,7	10:33'17.328
5	5'17.084	36.526	22.877	33.013	6'49.500P	173,4	10:40'06.828
6	20.080	40.511	23.745	45.373	2'09.709CP	268,0	10:42'16.537
7	2'14.564	40.931	26.859	36.937	3'59.291P	195,3	10:46'15.828

23° 22 F. FULIGNI [1'46.568]							
Lap	Seg1	Seg2	Seg3	Seg4	Lap Time	km/h	Local Time
1		35.109	22.771	33.195		76,3	10:27'38.077
2	19.317	33.876	22.470	32.572	1'48.235	261,5	10:29'26.312
3	19.001	33.357	22.188	32.321	1'46.867	270,0	10:31'13.179
4	19.102	36.376	22.777	32.870	1'51.125	266,0	10:33'04.304
5	18.826	33.377	22.116	47.578	2'01.897P	264,7	10:35'06.201
6	5'03.591	37.949	24.729	47.536	6'53.805CP	140,1	10:42'00.006
7	2'30.229	39.272	28.877	38.429	4'16.807P	184,0	10:46'16.813
8	19.097	33.541	22.413	32.578	1'47.629	265,4	10:48'04.442
9	18.802	33.159	22.273	32.334	1'46.568	275,5	10:49'51.010

24° 16 Y. OKAYA [1'46.846]							
Lap	Seg1	Seg2	Seg3	Seg4	Lap Time	km/h	Local Time
1		35.436	23.081	33.639		175,9	10:27'11.639
2	19.354	33.513	22.217	32.526	1'47.610	270,7	10:28'59.249
3	18.844	33.555	22.077	32.477	1'46.953	268,7	10:30'46.202
4	18.741	33.450	22.339	32.521	1'47.051	268,0	10:32'33.253
5	18.760	34.150	23.312	46.039	2'02.261P	266,0	10:34'35.514
6	3'45.071	33.830	22.370	32.478	5'13.749P	169,3	10:39'49.263
7	18.797	36.388	24.292	47.428	2'06.905CP	268,0	10:41'56.168
8	2'29.029	33.934	22.543	32.625	3'58.131P	183,7	10:45'54.299
9	18.759	33.450	22.152	32.485	1'46.846	268,7	10:47'41.145
10	18.706	33.552	22.082	32.457	1'46.797C	268,7	10:49'27.942

25° 7 A. NORRODIN [1'46.877]							
Lap	Seg1	Seg2	Seg3	Seg4	Lap Time	km/h	Local Time
1		36.386	22.922	32.839		154,7	10:27'12.044
2	19.141	33.484	22.303	32.683	1'47.611	270,7	10:28'59.655
3	18.932	34.806	22.472	32.608	1'48.818	266,7	10:30'48.473
4	18.973	33.761	22.291	32.483	1'47.508	264,1	10:32'35.981
5	19.201	33.876	22.876	45.686	2'01.639P	260,2	10:34'37.620
6	5'31.775	39.118	27.673	49.633	7'28.199CP	116,6	10:42'05.819
7	2'24.835	39.144	26.293	42.071	4'12.343P	188,2	10:46'18.162
8	19.063	33.506	22.240	32.618	1'47.427	265,4	10:48'05.589
9	18.847	33.456	22.180	32.394	1'46.877	263,4	10:49'52.466

26° 68 L. POWER [1'46.891]							
Lap	Seg1	Seg2	Seg3	Seg4	Lap Time	km/h	Local Time
1		36.421	22.893	33.295		191,5	10:27'11.666
2	19.093	33.530	22.395	32.757	1'47.775	266,0	10:28'59.441
3	18.754	33.864	22.392	32.662	1'47.672	275,5	10:30'47.113
4	18.844	33.824	22.285	32.603	1'47.556	268,7	10:32'34.669
5	18.840	33.777	22.333	32.695	1'47.645	267,3	10:34'22.314
6	22.499	35.183	22.795	46.363	2'06.840P	264,1	10:36'29.154
7	2'49.424	34.980	23.399	47.680	4'35.483CP	190,5	10:41'04.637
8	3'25.377	34.338	22.543	47.665	5'09.923P	193,5	10:46'14.560
9	18.943	33.738	22.216	32.563	1'47.460	264,7	10:48'02.020
10	18.807	33.389	22.327	32.368	1'46.891	272,0	10:49'48.911

27° 27 A. DIAZ [1'47.218]							
Lap	Seg1	Seg2	Seg3	Seg4	Lap Time	km/h	Local Time
1		34.472	22.847	35.246		186,2	10:26'56.482
2	19.070	33.835	22.185	32.657	1'47.747	274,8	10:28'44.229
3	18.828	33.583	22.087	32.720	1'47.218	273,4	10:30'31.447
4	18.822	34.206	22.215	46.391	2'01.634P	268,7	10:32'33.081
5	5'05.362	38.114	23.062	33.264	6'39.802P	190,1	10:39'12.883
6	18.937	34.220	22.412	45.231	2'00.800CP	264,7	10:41'13.683
7	3'10.680	34.484	22.970	33.437	4'41.571P	162,4	10:45'55.254
8	18.763	33.538	22.090	32.891	1'47.282	273,4	10:47'42.536
9	18.800	33.791	22.129	32.741	1'47.461C	268,7	10:49'29.997

28° 95 T. MACKENZIE [1'47.379]							
Lap	Seg1	Seg2	Seg3	Seg4	Lap Time	km/h	Local Time
1		35.856	23.242	47.527		180,6	10:27'28.849
2	2'47.319	34.733	22.733	32.997	4'17.782P	145,6	10:31'46.631
3	19.193	34.179	22.407	32.973	1'48.752C	264,1	10:33'35.383
4	18.992	33.647	22.234	32.509	1'47.382	262,1	10:35'22.765
5	19.115	35.344	22.940	46.042	2'03.441P	262,8	10:37'26.206
6	7'16.277	36.131	25.123	33.126	8'50.657P	189,1	10:46'16.863
7	19.285	33.492	22.159	32.443	1'47.379	264,1	10:48'04.242
8	19.219	33.410	22.288	32.504	1'47.421	269,3	10:49'51.663

29° 4 H. TRUELOVE [1'47.669]							
Lap	Seg1	Seg2	Seg3	Seg4	Lap Time	km/h	Local Time
1		34.553	24.410	39.488		178,2	10:27'58.893
2	18.860	33.606	22.326	32.941	1'47.733	272,0	10:29'46.626
3	18.752	33.901	22.222	32.794	1'47.669	272,0	10:31'34.295
4	18.860	34.067	22.247	33.336	1'48.510	272,0	10:33'22.805
5	19.180	34.408	22.681	44.310	2'00.579P	267,3	10:35'23.384

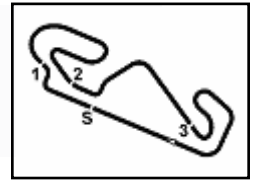
30° 98 M. ABE [1'47.904]							
Lap	Seg1	Seg2	Seg3	Seg4	Lap Time	km/h	Local Time
1		34.959	22.751	33.140		177,0	10:27'15.967
2	18.890	33.950	22.569	32.630	1'48.039	266,7	10:29'04.006
3	19.020	34.065	22.396	33.188	1'48.669	262,8	10:30'52.675
4	19.150	33.906	22.639	32.865	1'48.560	262,1	10:32'41.235
5	19.084	34.117	22.621	47.423	2'03.245P	260,2	10:34'44.480
6	4'28.356	35.080	22.584	48.889	6'14.909CP	149,2	10:40'59.389
7	3'39.694	37.632	25.558	35.383	5'18.267P	186,2	10:46'17.656
8	19.150	33.785	22.301	32.668	1'47.904	267,3	10:48'05.560
9	19.075	33.845	22.420	32.849	1'48.189	264,1	10:49'53.749

31° 44 B. SAHIN [1'49.185]							
Lap	Seg1	Seg2	Seg3	Seg4	Lap Time	km/h	Local Time
1		36.697	23.357	33.958		187,8	10:27'13.534
2	19.973	34.740	23.485	44.839	2'03.037P	259,6	10:29'16.571
3	2'00.264	35.077	22.958	33.150	3'31.449P	162,2	10:32'48.020
4	19.317	34.188	22.584	33.179	1'49.268	261,5	10:34'37.288

06/05/2023 P = Pits In/Out - C = Lap Time Cancelled

These data/results cannot be reproduced, stored and/or transmitted in whole or in part by any manner of electronic, mechanical, photocopying, recording, broadcasting or otherwise now known or herein after developed without the previous express consent by the copyright owner, except for reproduction in daily press and regular printed publications on sale to the public within 60 days of the event related to those data/results and always provided that copyright symbol appears together as follows below.

© DORNA WSBK ORGANIZATION Srl 2023



**Prosecco DOC Catalunya, 5-7 May 2023
Chronological Analysis Tissot Superpole**

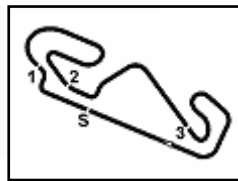
5	19.287	34.063	22.781	33.054	1'49.185	260,2	10:36'26.473
6	19.329	34.076	22.504	33.320	1'49.229	259,6	10:38'15.702
7	19.438	34.703	22.960	50.109	2'07.210CP	261,5	10:40'22.912
8	4'00.910	34.903	22.930	33.429	5'32.172P	165,1	10:45'55.084

32° 31 A. FERNANDEZ GONZALEZ							
Lap	Seg.1	Seg.2	Seg.3	Seg.4	Lap Time	km/h	Local Time
1		34.257	22.304	38.702	C	193,9	10:26'56.881
2	18.815	33.943	21.941	32.412	1'47.111C	281,3	10:28'43.992
3	18.696	33.697	22.006	32.305	1'46.704C	277,6	10:30'30.696
4	18.837	34.286	22.363	46.385	2'01.871CP	276,2	10:32'32.567
5	4'23.056	37.556	23.435	35.438	5'59.485CP	164,6	10:38'32.052
6	18.839	34.257	22.903	32.967	1'48.966C	273,4	10:40'21.018
7	21.122	40.651	24.862	48.647	2'15.282CP	262,1	10:42'36.300
8	2'03.848	38.316	24.764	32.985	3'39.913CP	185,9	10:46'16.213
9	18.977	33.758	22.128	32.377	1'47.240C	277,6	10:48'03.453
10	18.754	33.843	22.178	32.498	1'47.273C	276,2	10:49'50.726

06/05/2023 P = Pits In/Out - C = Lap Time Cancelled

These data/results cannot be reproduced, stored and/or transmitted in whole or in part by any manner of electronic, mechanical, photocopying, recording, broadcasting or otherwise now known or herein after developed without the previous express consent by the copyright owner, except for reproduction in daily press and regular printed publications on sale to the public within 60 days of the event related to those data/results and always provided that copyright symbol appears together as follows below.

© DORNA WSBK ORGANIZATION Srl 2023



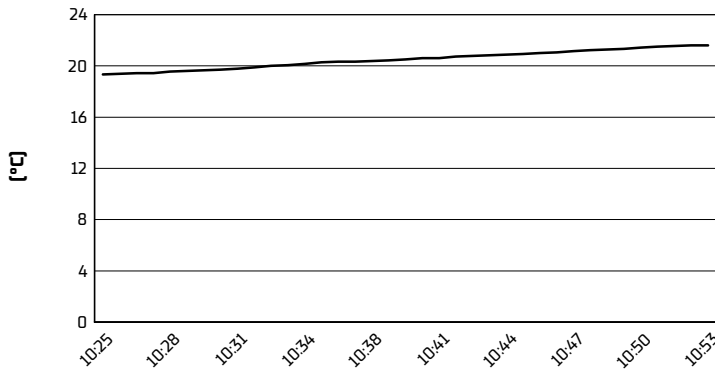
Circuit de Barcelona 4.657 m

Prosecco DOC Catalunya, 5-7 May 2023

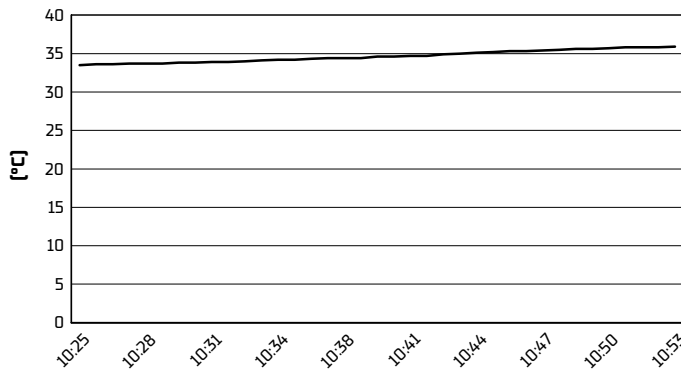
Weather Report Tissot Superpole

Session started 10:25 - Session ended 10:54

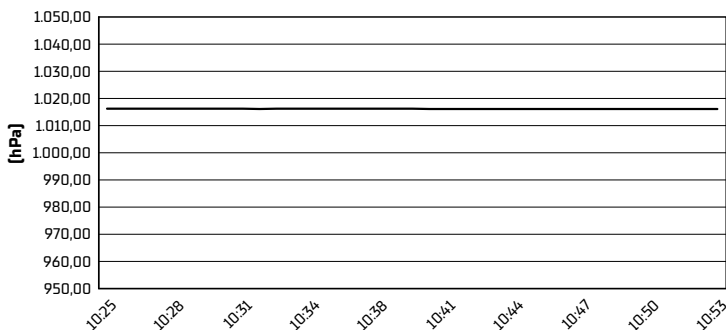
Air Temperature



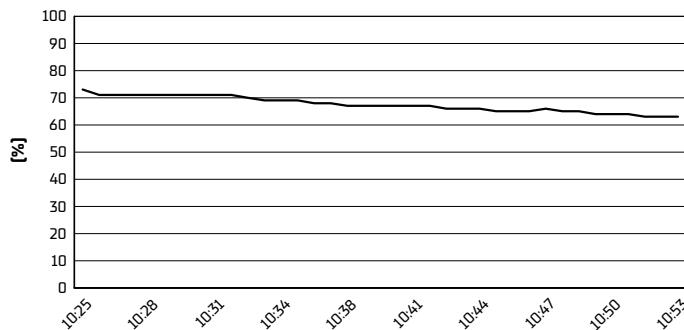
Track Temperature



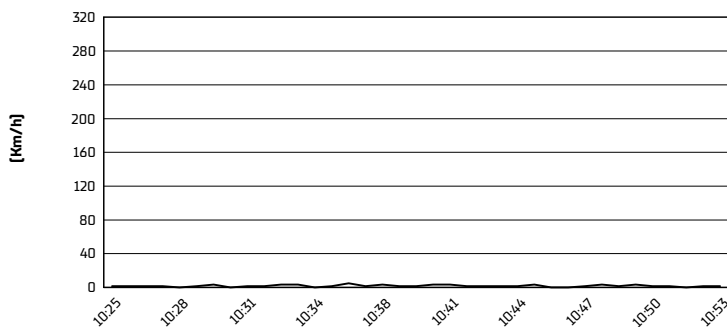
Air Pressure



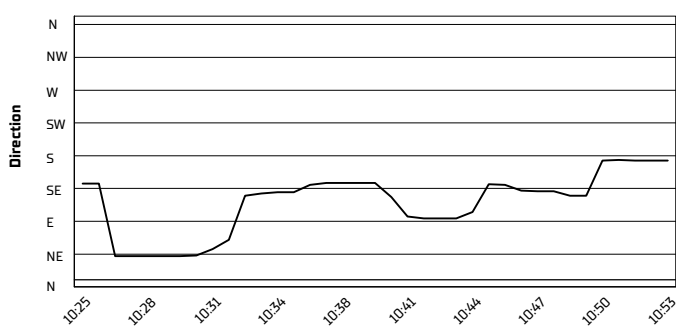
Humidity



Wind Speed



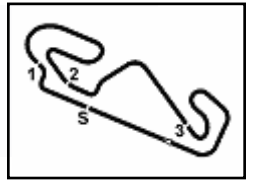
Wind Direction



06/05/2023

These data/results cannot be reproduced, stored and/or transmitted in whole or in part by any manner of electronic, mechanical, photocopying, recording, broadcasting or otherwise now known or herein after developed without the previous express consent by the copyright owner, except for reproduction in daily press and regular printed publications on sale to the public within 60 days of the event related to those data/results and always provided that copyright symbol appears together as follows below.

© DORNA WSBK ORGANIZATION Srl 2023


Prosecco DOC Catalunya, 5-7 May 2023
Superpole Ranking

Circuit de Barcelona 4.657 m

	2020	2021	2022	2023
01 Philip Island	Locatelli (Ita) Yam 1'32.176 (173,6 Km/h)		Caricasulo (Ita) Duc 1'37.161 (164,7 Km/h)	Manzi (Ita) Yam 1'32.814 (172,4 Km/h)
02 Mandalika		Aegerter (Sui) Yam 1'36.288 (160,8 Km/h)	Tuuli (Fin) MvA 1'35.947 (161,3 Km/h)	Bulega (Ita) Duc 1'35.520 (162,1 Km/h)
03 Assen		Aegerter (Sui) Yam 1'37.222 (168,2 Km/h)	Aegerter (Sui) Yam 1'36.906 (168,7 Km/h)	Bulega (Ita) Duc 1'36.900 (168,7 Km/h)
04 Barcelona	Locatelli (Ita) Yam 1'44.958 (158,7 Km/h)	Gonzalez (Esp) Yam 1'44.593 (159,3 Km/h)	Aegerter (Sui) Yam 1'43.983 (160,2 Km/h)	Bulega (Ita) Duc 1'44.243 (159,8 Km/h)
05 Misano		Aegerter (Sui) Yam 1'37.726 (149,6 Km/h)	Aegerter (Sui) Yam 1'37.173 (150,4 Km/h)	
06 Donington			Aegerter (Sui) Yam 1'29.961 (160,9 Km/h)	
07 Imola				
08 Most		Gonzalez (Esp) Yam 1'35.213 (159,3 Km/h)	Baldassarri (Ita) Yam 1'34.952 (159,7 Km/h)	
09 Magny-Cours	Smith (Gbr) Yam 1'49.318 (145,3 Km/h)	Bernardi (Smi) Yam 1'40.330 (158,3 Km/h)	Caricasulo (Ita) Duc 1'40.565 (157,9 Km/h)	
10 Aragon	Locatelli (Ita) Yam 1'53.003 (161,7 Km/h)	Cluzel (Fra) Yam 1'52.937 (161,8 Km/h)	Baldassarri (Ita) Yam 1'52.706 (162,2 Km/h)	
11 Portimao	Locatelli (Ita) Yam 1'44.627 (158,0 Km/h)	Cluzel (Fra) Yam 1'43.908 (159,1 Km/h)	Aegerter (Sui) Yam 1'43.065 (160,4 Km/h)	
12 Villicum		Cluzel (Fra) Yam 1'41.740 (151,3 Km/h)	Aegerter (Sui) Yam 1'41.181 (152,1 Km/h)	

2023

- 3** N. Bulega
1 S. Manzi

ALL TIMES

- | | | |
|--------------------------|--------------------------|--------------------------|
| 34 K. Sofuoglu | 4 R. Xaus | 1 L. Bernardi |
| 24 J. Cluzel | 3 N. Bulega | 1 K. Coghlan |
| 22 S. Charpentier | 3 S. Cortese | 1 C. Davies |
| 17 B. Parkes | 3 K. Curtain | 1 M. Fabrizio |
| 15 K. Muggeridge | 3 J. Lascorz | 1 T. Gradinger |
| 14 F. Foret | 3 I. MacPherson | 1 C. Jones |
| 14 S. Lowes | 3 A. Pitt | 1 C. Kellner |
| 11 D. Aegerter | 3 D. Salom | 1 S. Manzi |
| 11 F. Caricasulo | 2 L. Baldassarri | 1 F. Marino |
| 10 C. Crutchlow | 2 P. Bontempi | 1 M. Meregalli |
| 8 L. Mahias | 2 M. Gonzalez | 1 S. Morais |
| 7 A. Locatelli | 2 V. Guareschi | 1 P. Oetti |
| 6 S. Chambon | 2 M. Lagrive | 1 C. Perolari |
| 6 E. Laverty | 2 M. Pirro | 1 P. Riba |
| 5 P. Casoli | 2 L. Scassa | 1 S. Sanna |
| 5 K. Fujiwara | 2 K. Smith | 1 L. Stapleford |
| 5 P. Jacobsen | 2 J. Teuchert | 1 J. Vd Goorbergh |
| 5 C. Vermeulen | 2 N. Tuuli | 1 J. Whitham |
| 4 R. Krummenacher | 2 M. van der Mark | |

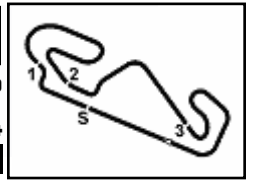
06/05/2023

These data/results cannot be reproduced, stored and/or transmitted in whole or in part by any manner of electronic, mechanical, photocopying, recording, broadcasting or otherwise now known or herein after developed without the previous express consent by the copyright owner, except for reproduction in daily press and regular printed publications on sale to the public within 60 days of the event related to those data/results and always provided that copyright symbol appears together as follows below.

© DORNA WSBK ORGANIZATION Srl 2023

FICR PERUGIA TIMING




Prosecco DOC Catalunya, 5-7 May 2023
Tissot Superpole Award

	Points	Points From First	Points From Previous	February 26 PHILLIP ISLAND	March 5 MANDALIKA	April 23 ASSEN	May 7 BARCELONA	June 4 MISANO	July 2 DONNINGTON PARK	July 26 MOST	September 10 MAGNY-COURS	September 24 ARAGON	October 1 PORTIMAO	October 15 VILLICUM	December 26 TBA					
1 BULEGA Nicolo (ITA)	42			6	12	12	12													
2 CARICASULO Federico (ITA)	26	16		1	9	9	7													
3 ONCU Can (TUR)	21	21	5	9	7	5														
4 SCHROETTER Marcel (GER)	19	23	2	4	5	1	9													
5 VAN STRAALEN Glenn (NEO)	18	24	1	3	3	7	5													
6 MANZI Stefano (ITA)	16	26	2	12		2	2													
7 MONTELLA Yari (ITA)	10	32	6	7		3														
8 DEBISE Valentin (FRA)	9	33	1			6	3													
9 DE ROSA Raffaele (ITA)	8	34	1		4	4														
10 SPINELLI Nicholas (ITA)	7	35	1	5	2															
11 EDWARDS Tom (AUS)	6	36	1				6													
12 TUULI Niki (FIN)	6	36	0		6															
13 NAVARRO Jorge (ESP)	5	37	1		1		4													
14 HUERTAS Adrian (ESP)	2	40	3	2																
15 SOFUOGLU Bahattin (TUR)	1	41	1				1													

06/05/2023 Odd points columns: Tissot Superpole Even points columns: Tissot Superpole Race

These data/results cannot be reproduced, stored and/or transmitted in whole or in part by any manner of electronic, mechanical, photocopying, recording, broadcasting or otherwise now known or herein after developed without the previous express consent by the copyright owner, except for reproduction in daily press and regular printed publications on sale to the public within 60 days of the event related to those data/results and always provided that copyright symbol appears together as follows below.

© DORNA WSBK ORGANIZATION Srl 2023