

## Prosecco DOC Catalunya, 5-7 May 2023

### Results Warm Up

No.	Rider	Nat	Team	Bike	Class	Time	Gap	Rel.	Laps	Speed	
										Avg	Max
1	<b>62 S. MANZI</b>	ITA	Ten Kate Racing Yamaha	Yamaha YZF R6		<b>1'44.924</b>			7	159,784	<b>275,5</b>
2	<b>94 V. DEBISE</b>	FRA	GMT94 Yamaha	Yamaha YZF R6		<b>1'45.461</b>	0.537	0.537	7	158,971	<b>279,1</b>
3	<b>23 M. SCHROETTER</b>	GER	MV Agusta Reparto Corse	MV Agusta F3 800 RR		<b>1'45.512</b>	0.588	0.051	7	158,894	<b>272,7</b>
4	<b>54 B. SOFUOGLU</b>	TUR	MV Agusta Reparto Corse	MV Agusta F3 800 RR		<b>1'45.612</b>	0.688	0.100	8	158,743	<b>277,6</b>
5	<b>11 N. BULEGA</b>	ITA	Aruba.it Racing WorldSSP Team	Ducati Panigale V2		<b>1'45.906</b>	0.982	0.294	7	158,303	<b>279,8</b>
6	<b>66 N. TUULI</b>	FIN	Dynavolt Triumph	Triumph Street Triple RS 765		<b>1'45.978</b>	1.054	0.072	7	158,195	<b>275,5</b>
7	<b>99 A. HUERTAS</b>	ESP	MTM Kawasaki	Kawasaki ZX-6R		<b>1'46.037</b>	1.113	0.059	8	158,107	<b>279,1</b>
8	<b>69 T. BOOTH-AMOS</b>	GBR	Motozoo ME AIR Racing	Kawasaki ZX-6R	*	<b>1'46.066</b>	1.142	0.029	7	158,064	<b>270,7</b>
9	<b>17 J. MCPHEE</b>	GBR	Vince64 by Puccetti Racing	Kawasaki ZX-6R		<b>1'46.066</b>	1.142	0.000	8	158,064	<b>279,8</b>
10	<b>55 Y. MONTELLA</b>	ITA	Barni Spark Racing Team	Ducati Panigale V2		<b>1'46.075</b>	1.151	0.009	8	158,050	<b>267,3</b>
11	<b>29 N. SPINELLI</b>	ITA	VFT Racing WEBIKE Yamaha	Yamaha YZF R6		<b>1'46.187</b>	1.263	0.112	8	157,884	<b>276,2</b>
12	<b>71 T. EDWARDS</b>	AUS	Yart-Yamaha WorldSSP Team	Yamaha YZF R6	*	<b>1'46.207</b>	1.283	0.020	8	157,854	<b>273,4</b>
13	<b>64 F. CARICASULO</b>	ITA	Althea Racing Team	Ducati Panigale V2		<b>1'46.271</b>	1.347	0.064	7	157,759	<b>277,6</b>
14	<b>9 J. NAVARRO</b>	ESP	Ten Kate Racing Yamaha	Yamaha YZF R6		<b>1'46.271</b>	1.347	0.000	6	157,759	<b>269,3</b>
15	<b>28 G. VAN STRAALEN</b>	NED	EAB Racing Team	Yamaha YZF R6		<b>1'46.289</b>	1.365	0.018	7	157,732	<b>270,7</b>
16	<b>32 O. BAYLISS</b>	AUS	D34G Racing	Ducati Panigale V2		<b>1'46.302</b>	1.378	0.013	8	157,713	<b>270,7</b>
17	<b>3 R. DE ROSA</b>	ITA	Orelac Racing Verdatura	Ducati Panigale V2		<b>1'46.423</b>	1.499	0.121	7	157,534	<b>269,3</b>
18	<b>14 L. MAHIAS</b>	FRA	Kawasaki Puccetti Racing	Kawasaki ZX-6R		<b>1'46.475</b>	1.551	0.052	7	157,457	<b>274,8</b>
19	<b>22 F. FULIGNI</b>	ITA	Orelac Racing Verdatura	Ducati Panigale V2	*	<b>1'46.581</b>	1.657	0.106	8	157,300	<b>269,3</b>
20	<b>19 A. MANTOVANI</b>	ITA	Evan Bros. WorldSSP Yamaha Team	Yamaha YZF R6		<b>1'46.603</b>	1.679	0.022	8	157,268	<b>276,9</b>
21	<b>24 A. WONGTHANANON</b>	THA	Yamaha Thailand Racing Team	Yamaha YZF R6		<b>1'46.683</b>	1.759	0.080	8	157,150	<b>279,1</b>
22	<b>73 M. KOFLER</b>	AUT	D34G Racing	Ducati Panigale V2	*	<b>1'46.822</b>	1.898	0.139	6	156,945	<b>276,9</b>
23	<b>51 A. SARMOON</b>	THA	Yamaha Thailand Racing Team	Yamaha YZF R6		<b>1'46.906</b>	1.982	0.084	8	156,822	<b>273,4</b>
24	<b>4 H. TRUELOVE</b>	GBR	Dynavolt Triumph	Triumph Street Triple RS 765		<b>1'47.136</b>	2.212	0.230	8	156,485	<b>275,5</b>
25	<b>16 Y. OKAYA</b>	JPN	ProDina Kawasaki Racing	Kawasaki ZX-6R	*	<b>1'47.183</b>	2.259	0.047	8	156,417	<b>270,7</b>
26	<b>7 A. NORRODIN</b>	MAS	PETRONAS MIE HONDA Team	Honda CBR600RR		<b>1'47.244</b>	2.320	0.061	7	156,328	<b>268,0</b>
27	<b>31 A. FERNANDEZ GONZALEZ</b>	ESP	Evan Bros. WorldSSP Yamaha Team	Yamaha YZF R6		<b>1'47.427</b>	2.503	0.183	8	156,061	<b>276,9</b>
28	<b>68 L. POWER</b>	AUS	Motozoo ME AIR Racing	Kawasaki ZX-6R	*	<b>1'47.523</b>	2.599	0.096	7	155,922	<b>270,7</b>
29	<b>27 A. DIAZ</b>	ESP	Arco Yart Yamaha WorldSSP	Yamaha YZF R6	*	<b>1'47.869</b>	2.945	0.346	8	155,422	<b>270,0</b>
30	<b>95 T. MACKENZIE</b>	GBR	PETRONAS MIE HONDA Team	Honda CBR600RR		<b>1'49.418</b>	4.494	1.549	1	153,222	<b>262,8</b>
31	<b>98 M. ABE</b>	JPN	VFT Racing WEBIKE Yamaha	Yamaha YZF R6	*	<b>1'49.451</b>	4.527	0.033	6	153,175	<b>261,5</b>
32	<b>44 B. SAHIN</b>	SUI	MDR Offtec Yamaha	Yamaha YZF R6		<b>1'49.744</b>	4.820	0.293	7	152,766	<b>270,0</b>

\* WorldSSP Challenge

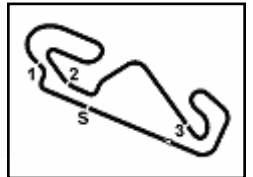
AIR	Humidity:	67%	Temp:	19°C
TRACK	Condition:	Dry	Temp:	26°C

Records	Pole	(SP)	2022	D.Aegerter	1'43.983	161,230	Km/h
	Race	(RC1)	2022	D.Aegerter	1'45.157	159,430	Km/h
	All Times	(SP)	2022	D.Aegerter	1'43.983	161,230	Km/h

Start 07/05/2023 09:25 End 09:44 The results are provisional until the end of the time limit for protests and appeals and the completion of the technical checks.

These data/results cannot be reproduced, stored and/or transmitted in whole or in part by any manner of electronic, mechanical, photocopying, recording, broadcasting or otherwise now known or herein after developed without the previous express consent by the copyright owner, except for reproduction in daily press and regular printed publications on sale to the public within 60 days of the event related to those data/results and always provided that copyright symbol appears together as follows below.

© DORNA WSBK ORGANIZATION Srl 2023



**Prosecco DOC Catalunya, 5-7 May 2023**  
**Results Warm Up**

**Session Highlights**

Local Time	No. Rider	Description
09.25.00		Start
09.25.06		WorldSSP Pit Intervention Time: 1min 21secs
09.30.08	<b>64</b> F. <b>CARICASULO</b>	On the Gravel - Re-Joined - Turn 1
09.30.36	<b>95</b> T. <b>MACKENZIE</b>	Technical Problem - Turn 3
09.31.53	<b>23</b> M. <b>SCHROETTER</b>	Lap Cancelled [1'46.522] - Exceeded Track Limits - Turn 8
09.34.47	<b>9</b> J. <b>NAVARRO</b>	Lap Cancelled [1'46.368] - Exceeded Track Limits - Turn 8
09.35.08	<b>3</b> R. <b>DE ROSA</b>	Lap Cancelled [1'46.777] - Exceeded Track Limits - Turn 8
09.37.21	<b>99</b> A. <b>HUERTAS</b>	Lap Cancelled [1'46.459] - Exceeded Track Limits - Turn 13
09.37.51	<b>68</b> L. <b>POWER</b>	Lap Cancelled [1'47.785] - Exceeded Track Limits - Turn 13
09.38.33	<b>73</b> M. <b>KOFLE</b>	Crashed - Turn 2
09.44.14	<b>68</b> L. <b>POWER</b>	Lap Cancelled [1'47.836] - Yellow Flag - Turn 1
09.44.41		End Of Session

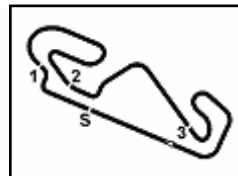
**Fastest Laps Sequence**

No.	Rider	Nat	Team	Bike	Local Time	Time	Gap	Avg
<b>94</b>	V. <b>DEBISE</b>	FRA	GMT94 Yamaha	Yamaha YZF R6	09:28'39.170	<b>1'45.729</b>		158,568
<b>94</b>	V. <b>DEBISE</b>	FRA	GMT94 Yamaha	Yamaha YZF R6	09:30'24.711	<b>1'45.541</b>	-0.188	158,850
<b>62</b>	S. <b>MANZI</b>	ITA	Ten Kate Racing Yamaha	Yamaha YZF R6	09:31'48.155	<b>1'45.524</b>	-0.017	158,876
<b>62</b>	S. <b>MANZI</b>	ITA	Ten Kate Racing Yamaha	Yamaha YZF R6	09:33'33.421	<b>1'45.266</b>	-0.258	159,265
<b>62</b>	S. <b>MANZI</b>	ITA	Ten Kate Racing Yamaha	Yamaha YZF R6	09:35'18.389	<b>1'44.968</b>	-0.298	159,717
<b>62</b>	S. <b>MANZI</b>	ITA	Ten Kate Racing Yamaha	Yamaha YZF R6	09:37'03.313	<b>1'44.924</b>	-0.044	159,784

Start 09:25 End 09:44 The results are provisional until the end of the time limit for protests and appeals and the completion of the technical checks.

These data/results cannot be reproduced, stored and/or transmitted in whole or in part by any manner of electronic, mechanical, photocopying, recording, broadcasting or otherwise now known or herein after developed without the previous express consent by the copyright owner, except for reproduction in daily press and regular printed publications on sale to the public within 60 days of the event related to those data/results and always provided that copyright symbol appears together as follows below.

© DORNA WSBK ORGANIZATION Srl 2023



## Prosecco DOC Catalunya, 5-7 May 2023

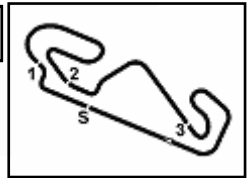
### Starting Grid - Race 2 [18 Laps x 4,657 km = 83,826 km]

Circuit de Barcelona 4.657 m

1	11	BULEGA N. Ducati	1'44.243	2	23	SCHROETTER M. MV Agusta	1'44.517	3	64	CARICASULO F. Ducati	1'44.684	
2	4	71	EDWARDS T. Yamaha	1'44.777	5	28	VAN STRAALEN G. Yamaha	1'44.860	6	9	NAVARRO J. Yamaha	1'44.861
3	7	94	DEBISE V. Yamaha	1'44.875	8	62	MANZI S. Yamaha	1'44.882	9	54	SOFUOGLU B. MV Agusta	1'44.899
4	10	55	MONTELLA Y. Ducati	1'45.013	11	29	SPINELLI N. Yamaha	1'45.082	12	66	TUULI N. Triumph	1'45.187
5	13	14	MAHIAS L. Kawasaki	1'45.227	14	99	HUERTAS A. Kawasaki	1'45.282	15	69	BOOTH-AMOS T. Kawasaki	1'45.310
6	16	17	MCPHEE J. Kawasaki	1'45.539	17	32	BAYLISS O. Ducati	1'45.543	18	3	DE ROSA R. Ducati	1'45.560
7	19	51	SARMOON A. Yamaha	1'45.867	20	19	MANTOVANI A. Yamaha	1'45.914	21	24	WONGTHANANON A. Yamaha	1'45.990
8	22	73	KOFLER M. Ducati	1'46.249	23	22	FULIGNI F. Ducati	1'46.568	24	16	OKAYA Y. Kawasaki	1'46.846
9	25	7	NORRODIN A. Honda	1'46.877	26	68	POWER L. Kawasaki	1'46.891	27	27	DIAZ A. Yamaha	1'47.218
10	28	95	MACKENZIE T. Honda	1'47.379	29	4	TRUELOVE H. Triumph	1'47.669	30	98	ABE M. Yamaha	1'47.904
11	31	44	SAHIN B. Yamaha	1'49.185	32	31	FERNANDEZ GONZAL Yamaha					

07/05/2023 The Race Director .....

These data/results cannot be reproduced, stored and/or transmitted in whole or in part by any manner of electronic, mechanical, photocopying, recording, broadcasting or otherwise now known or herein after developed without the previous express consent by the copyright owner, except for reproduction in daily press and regular printed publications on sale to the public within 60 days of the event related to those data/results and always provided that copyright symbol appears together as follows below. © DORNA WSBK ORGANIZATION Srl 2023



Circuit de Barcelona 4.657 m

**Prosecco DOC Catalunya, 5-7 May 2023**  
**Best Sectors & Speed Warm Up**

BEST LAP			
1	62	S. MANZI	Yamaha YZF R6 1'44.924
2	94	V. DEBISE	Yamaha YZF R6 1'45.461
3	23	M. SCHROETTER	MV Agusta F3 800 RR 1'45.512
4	54	B. SOFUOGLU	MV Agusta F3 800 RR 1'45.612
5	11	N. BULEGA	Ducati Panigale V2 1'45.906
6	66	N. TUULI	Triumph Street Triple RS 765 1'45.978
7	99	A. HUERTAS	Kawasaki ZX-6R 1'46.037
8	17	J. MCPHEE	Kawasaki ZX-6R 1'46.066
9	69	T. BOOTH-AMOS	Kawasaki ZX-6R 1'46.066
10	55	Y. MONTELLA	Ducati Panigale V2 1'46.075
11	29	N. SPINELLI	Yamaha YZF R6 1'46.187
12	71	T. EDWARDS	Yamaha YZF R6 1'46.207
13	9	J. NAVARRO	Yamaha YZF R6 1'46.271
14	64	F. CARICASULO	Ducati Panigale V2 1'46.271
15	28	G. VAN STRAALEN	Yamaha YZF R6 1'46.289
16	32	D. BAYLISS	Ducati Panigale V2 1'46.302
17	3	R. DE ROSA	Ducati Panigale V2 1'46.423
18	14	L. MAHIAS	Kawasaki ZX-6R 1'46.475
19	22	F. FULIGNI	Ducati Panigale V2 1'46.581
20	19	A. MANTOVANI	Yamaha YZF R6 1'46.603
21	24	A. WONGTHANANON	Yamaha YZF R6 1'46.683
22	73	M. KOFLER	Ducati Panigale V2 1'46.822
23	51	A. SARMOON	Yamaha YZF R6 1'46.906
24	4	H. TRUELOVE	Triumph Street Triple RS 765 1'47.136
25	16	Y. OKAYA	Kawasaki ZX-6R 1'47.183
26	7	A. NORRODIN	Honda CBR600RR 1'47.244
27	31	A. FERNANDEZ GONZALEZ	Yamaha YZF R6 1'47.427
28	68	L. POWER	Kawasaki ZX-6R 1'47.523
29	27	A. DIAZ	Yamaha YZF R6 1'47.869
30	95	T. MACKENZIE	Honda CBR600RR 1'49.418
31	98	M. ABE	Yamaha YZF R6 1'49.451
32	44	B. SAHIN	Yamaha YZF R6 1'49.744

SPEED			
1	11	N. BULEGA	Ducati Panigale V2 279,8
2	17	J. MCPHEE	Kawasaki ZX-6R 279,8
3	24	A. WONGTHANANON	Yamaha YZF R6 279,1
4	99	A. HUERTAS	Kawasaki ZX-6R 279,1
5	94	V. DEBISE	Yamaha YZF R6 279,1
6	64	F. CARICASULO	Ducati Panigale V2 277,6
7	54	B. SOFUOGLU	MV Agusta F3 800 RR 277,6
8	73	M. KOFLER	Ducati Panigale V2 276,9
9	31	A. FERNANDEZ GONZALEZ	Yamaha YZF R6 276,9
10	19	A. MANTOVANI	Yamaha YZF R6 276,9
11	29	N. SPINELLI	Yamaha YZF R6 276,2
12	66	N. TUULI	Triumph Street Triple RS 765 275,5
13	62	S. MANZI	Yamaha YZF R6 275,5
14	4	H. TRUELOVE	Triumph Street Triple RS 765 275,5
15	14	L. MAHIAS	Kawasaki ZX-6R 274,8
16	71	T. EDWARDS	Yamaha YZF R6 273,4
17	51	A. SARMOON	Yamaha YZF R6 273,4
18	23	M. SCHROETTER	MV Agusta F3 800 RR 272,7
19	16	Y. OKAYA	Kawasaki ZX-6R 270,7
20	32	D. BAYLISS	Ducati Panigale V2 270,7
21	68	L. POWER	Kawasaki ZX-6R 270,7
22	28	G. VAN STRAALEN	Yamaha YZF R6 270,7
23	69	T. BOOTH-AMOS	Kawasaki ZX-6R 270,7
24	44	B. SAHIN	Yamaha YZF R6 270,0
25	27	A. DIAZ	Yamaha YZF R6 270,0
26	3	R. DE ROSA	Ducati Panigale V2 269,3
27	22	F. FULIGNI	Ducati Panigale V2 269,3
28	9	J. NAVARRO	Yamaha YZF R6 269,3
29	7	A. NORRODIN	Honda CBR600RR 268,0
30	55	Y. MONTELLA	Ducati Panigale V2 267,3
31	95	T. MACKENZIE	Honda CBR600RR 262,8
32	98	M. ABE	Yamaha YZF R6 261,5

SEG. 1		
1	62	S. MANZI 18.389
2	54	B. SOFUOGLU 18.427
3	99	A. HUERTAS 18.431
4	64	F. CARICASULO 18.485
5	94	V. DEBISE 18.516
6	66	N. TUULI 18.535
7	23	M. SCHROETTER 18.542
8	51	A. SARMOON 18.557
9	29	N. SPINELLI 18.559
10	19	A. MANTOVANI 18.561
11	17	J. MCPHEE 18.582
12	73	M. KOFLER 18.595
13	69	T. BOOTH-AMOS 18.600
14	11	N. BULEGA 18.602
15	32	D. BAYLISS 18.621
16	28	G. VAN STRAALEN 18.628
17	24	A. WONGTHANANON 18.642
18	71	T. EDWARDS 18.663
19	31	A. FERNANDEZ GONZALEZ 18.664
20	22	F. FULIGNI 18.694
21	9	J. NAVARRO 18.702
22	14	L. MAHIAS 18.707
23	68	L. POWER 18.729
24	16	Y. OKAYA 18.739
25	55	Y. MONTELLA 18.755
26	3	R. DE ROSA 18.777
27	4	H. TRUELOVE 18.912
28	27	A. DIAZ 18.957
29	7	A. NORRODIN 18.964
30	98	M. ABE 19.188
31	44	B. SAHIN 19.316
32	95	T. MACKENZIE 19.364

SEG. 2		
1	62	S. MANZI 32.922
2	94	V. DEBISE 33.014
3	23	M. SCHROETTER 33.126
4	11	N. BULEGA 33.195
5	17	J. MCPHEE 33.209
6	54	B. SOFUOGLU 33.214
7	71	T. EDWARDS 33.216
8	66	N. TUULI 33.240
9	69	T. BOOTH-AMOS 33.275
10	29	N. SPINELLI 33.277
11	22	F. FULIGNI 33.285
12	55	Y. MONTELLA 33.295
13	3	R. DE ROSA 33.371
14	9	J. NAVARRO 33.382
15	28	G. VAN STRAALEN 33.399
16	32	D. BAYLISS 33.402
17	19	A. MANTOVANI 33.414
18	14	L. MAHIAS 33.430
19	24	A. WONGTHANANON 33.435
20	51	A. SARMOON 33.435
21	99	A. HUERTAS 33.464
22	64	F. CARICASULO 33.470
23	16	Y. OKAYA 33.575
24	4	H. TRUELOVE 33.587
25	7	A. NORRODIN 33.611
26	73	M. KOFLER 33.647
27	68	L. POWER 33.735
28	31	A. FERNANDEZ GONZALEZ 33.852
29	27	A. DIAZ 33.862
30	95	T. MACKENZIE 34.127
31	44	B. SAHIN 34.303
32	98	M. ABE 34.398

SEG. 3		
1	62	S. MANZI 21.655
2	23	M. SCHROETTER 21.716
3	94	V. DEBISE 21.779
4	11	N. BULEGA 21.812
5	55	Y. MONTELLA 21.845
6	54	B. SOFUOGLU 21.851
7	29	N. SPINELLI 21.868
8	69	T. BOOTH-AMOS 21.895
9	28	G. VAN STRAALEN 21.904
10	9	J. NAVARRO 21.921
11	99	A. HUERTAS 21.941
12	3	R. DE ROSA 21.948
13	66	N. TUULI 21.957
14	17	J. MCPHEE 21.975
15	64	F. CARICASULO 21.980
16	73	M. KOFLER 22.012
17	32	D. BAYLISS 22.017
18	19	A. MANTOVANI 22.021
19	14	L. MAHIAS 22.022
20	71	T. EDWARDS 22.029
21	31	A. FERNANDEZ GONZALEZ 22.087
22	22	F. FULIGNI 22.089
23	4	H. TRUELOVE 22.095
24	24	A. WONGTHANANON 22.107
25	51	A. SARMOON 22.172
26	16	Y. OKAYA 22.186
27	7	A. NORRODIN 22.210
28	27	A. DIAZ 22.231
29	68	L. POWER 22.257
30	98	M. ABE 22.507
31	44	B. SAHIN 22.588
32	95	T. MACKENZIE 22.611

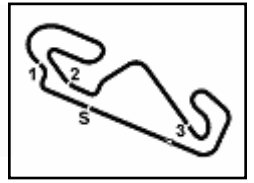
SEG. 4		
1	62	S. MANZI 31.866
2	94	V. DEBISE 31.943
3	23	M. SCHROETTER 31.989
4	66	N. TUULI 32.044
5	54	B. SOFUOGLU 32.078
6	55	Y. MONTELLA 32.095
7	69	T. BOOTH-AMOS 32.136
8	71	T. EDWARDS 32.141
9	11	N. BULEGA 32.170
10	99	A. HUERTAS 32.181
11	17	J. MCPHEE 32.193
12	14	L. MAHIAS 32.200
13	28	G. VAN STRAALEN 32.208
14	9	J. NAVARRO 32.235
15	64	F. CARICASULO 32.252
16	32	D. BAYLISS 32.262
17	19	A. MANTOVANI 32.263
18	3	R. DE ROSA 32.267
19	7	A. NORRODIN 32.311
20	51	A. SARMOON 32.311
21	22	F. FULIGNI 32.327
22	29	N. SPINELLI 32.329
23	24	A. WONGTHANANON 32.408
24	4	H. TRUELOVE 32.459
25	31	A. FERNANDEZ GONZALEZ 32.504
26	16	Y. OKAYA 32.555
27	73	M. KOFLER 32.568
28	27	A. DIAZ 32.682
29	68	L. POWER 32.762
30	95	T. MACKENZIE 32.849
31	98	M. ABE 33.071
32	44	B. SAHIN 33.501

07/05/2023

These data/results cannot be reproduced, stored and/or transmitted in whole or in part by any manner of electronic, mechanical, photocopying, recording, broadcasting or otherwise now known or herein after developed without the previous express consent by the copyright owner, except for reproduction in daily press and regular printed publications on sale to the public within 60 days of the event related to those data/results and always provided that copyright symbol appears together as follows below.

© DORNA WSBK ORGANIZATION Srl 2023





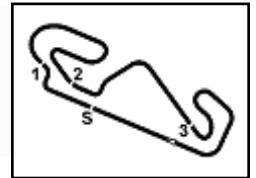
Circuit de Barcelona 4.657 m

**Prosecco DOC Catalunya, 5-7 May 2023**  
**Ideal Times Warm Up**

No. Rider	Nat	Bike	Seg. 1 Diff. 1	Seg. 2 Diff. 2	Seg. 3 Diff. 3	Seg. 4 Diff. 4	Ideal Time Best Lap	Pos.	Diff.
1 62 S. MANZI	ITA	Yamaha YZF R6	<b>18.389</b>	<b>32.922</b>	<b>21.655</b> +0.092	<b>31.866</b>	<b>1'44.832</b> 1'44.924	1	0.092
2 94 V. DEBISE	FRA	Yamaha YZF R6	18.516 +0.038	33.014 +0.075	21.779 +0.059	31.943 +0.037	<b>1'45.252</b> 1'45.461	2	0.209
3 23 M. SCHROETTER	GER	MV Agusta F3 800 RR	18.542	33.126 +0.063	21.716	31.989 +0.076	<b>1'45.373</b> 1'45.512	3	0.139
4 54 B. SOFUOGLU	TUR	MV Agusta F3 800 RR	18.427	33.214	21.851 +0.042	32.078	<b>1'45.570</b> 1'45.612	4	0.042
5 66 N. TUULI	FIN	Triumph Street Triple RS 765	18.535 +0.143	33.240	21.957 +0.059	32.044	<b>1'45.776</b> 1'45.978	6	0.202
6 11 N. BULEGA	ITA	Ducati Panigale V2	18.602 +0.026	33.195 +0.005	21.812	32.170 +0.096	<b>1'45.779</b> 1'45.906	5	0.127
7 69 T. BOOTH-AMOS	GBR	Kawasaki ZX-6R	18.600 +0.058	33.275 +0.016	21.895	32.136 +0.086	<b>1'45.906</b> 1'46.066	8	0.160
8 17 J. MCPHEE	GBR	Kawasaki ZX-6R	18.582 +0.097	33.209	21.975	32.193 +0.010	<b>1'45.959</b> 1'46.066	9	0.107
9 55 Y. MONTELLA	ITA	Ducati Panigale V2	18.755 +0.020	33.295 +0.065	21.845	32.095	<b>1'45.990</b> 1'46.075	10	0.085
10 99 A. HUERTAS	ESP	Kawasaki ZX-6R	18.431	33.464	21.941 +0.020	32.181	<b>1'46.017</b> 1'46.037	7	0.020
11 29 N. SPINELLI	ITA	Yamaha YZF R6	18.559	33.277 +0.094	21.868	32.329 +0.060	<b>1'46.033</b> 1'46.187	11	0.154
12 71 T. EDWARDS	AUS	Yamaha YZF R6	18.663 +0.158	33.216	22.029	32.141	<b>1'46.049</b> 1'46.207	12	0.158
13 28 G. VAN STRAALEN	NED	Yamaha YZF R6	18.628 +0.020	33.399	21.904 +0.093	32.208 +0.037	<b>1'46.139</b> 1'46.289	15	0.150
14 64 F. CARICASULO	ITA	Ducati Panigale V2	18.485	33.470 +0.075	21.980 +0.009	32.252	<b>1'46.187</b> 1'46.271	14	0.084
15 9 J. NAVARRO	ESP	Yamaha YZF R6	18.702 +0.006	33.382	21.921 +0.025	32.235	<b>1'46.240</b> 1'46.271	13	0.031
16 19 A. MANTOVANI	ITA	Yamaha YZF R6	18.561 +0.297	33.414	22.021 +0.044	32.263 +0.003	<b>1'46.259</b> 1'46.603	20	0.344
17 32 O. BAYLISS	AUS	Ducati Panigale V2	18.621	33.402	22.017	32.262	<b>1'46.302</b> 1'46.302	16	
18 14 L. MAHIAS	FRA	Kawasaki ZX-6R	18.707 +0.093	33.430	22.022 +0.023	32.200	<b>1'46.359</b> 1'46.475	18	0.116
19 3 R. DE ROSA	ITA	Ducati Panigale V2	18.777 +0.029	33.371 +0.031	21.948	32.267	<b>1'46.363</b> 1'46.423	17	0.060
20 22 F. FULIGNI	ITA	Ducati Panigale V2	18.694 +0.146	33.285	22.089 +0.040	32.327	<b>1'46.395</b> 1'46.581	19	0.186
21 51 A. SARMOON	THA	Yamaha YZF R6	18.557	33.435 +0.247	22.172	32.311 +0.184	<b>1'46.475</b> 1'46.906	23	0.431
22 24 A. WONGTHANANON	THA	Yamaha YZF R6	18.642	33.435	22.107 +0.091	32.408	<b>1'46.592</b> 1'46.683	21	0.091
23 73 M. KOFLER	AUT	Ducati Panigale V2	18.595	33.647	22.012	32.568	<b>1'46.822</b> 1'46.822	22	
24 4 H. TRUELOVE	GBR	Triumph Street Triple RS 765	18.912	33.587 +0.030	22.095 +0.053	32.459	<b>1'47.053</b> 1'47.136	24	0.083
25 16 Y. OKAYA	JPN	Kawasaki ZX-6R	18.739 +0.128	33.575	22.186	32.555	<b>1'47.055</b> 1'47.183	25	0.128
26 7 A. NORRODIN	MAS	Honda CBR600RR	18.964	33.611	22.210	32.311 +0.148	<b>1'47.096</b> 1'47.244	26	0.148
27 31 A. FERNANDEZ GONZALE	ESP	Yamaha YZF R6	18.664 +0.039	33.852 +0.014	22.087 +0.034	32.504 +0.233	<b>1'47.107</b> 1'47.427	27	0.320
28 68 L. POWER	AUS	Kawasaki ZX-6R	18.729 +0.040	33.735	22.257	32.762	<b>1'47.483</b> 1'47.523	28	0.040
29 27 A. DIAZ	ESP	Yamaha YZF R6	18.957 +0.006	33.862 +0.065	22.231 +0.066	32.682	<b>1'47.732</b> 1'47.869	29	0.137
30 95 T. MACKENZIE	GBR	Honda CBR600RR	19.364 +0.467	34.127	22.611	32.849	<b>1'48.951</b> 1'49.418	30	0.467
31 98 M. ABE	JPN	Yamaha YZF R6	19.188	34.398	22.507 +0.093	33.071 +0.194	<b>1'49.164</b> 1'49.451	31	0.287
32 44 B. SAHIN	SUI	Yamaha YZF R6	19.316	34.303 +0.036	22.588	33.501	<b>1'49.708</b> 1'49.744	32	0.036
<b>Overall Ideal Time</b>			18.389	32.922	21.655	31.866	<b>1'44.832</b>		

07/05/2023  
These data/results cannot be reproduced, stored and/or transmitted in whole or in part by any manner of electronic, mechanical, photocopying, recording, broadcasting or otherwise now known or herein after developed without the previous express consent by the copyright owner, except for reproduction in daily press and regular printed publications on sale to the public within 60 days of the event related to those data/results and always provided that copyright symbol appears together as follows below.  
© DORNA WSBK ORGANIZATION Srl 2023





**Prosecco DOC Catalunya, 5-7 May 2023**  
**Chronological Analysis Warm Up**

1° 62 S. MANZI [1'44.924]							
Lap	Seg1	Seg2	Seg3	Seg4	Lap Time	km/h	Local Time
1		34.360	22.067	32.393		166,4	9:28'16.675
2	18.775	33.243	21.867	32.071	1'45.956	269,3	9:30'02.631
3	18.689	33.171	21.725	31.939	1'45.524	270,7	9:31'48.155
4	18.534	33.013	21.730	31.989	1'45.266	270,0	9:33'33.421
5	18.437	33.004	<b>21.655</b>	31.872	1'44.968	271,4	9:35'18.389
6	<b>18.389</b>	<b>32.922</b>	21.747	<b>31.866</b>	1'44.924	273,4	9:37'03.313
7	18.417	33.300	21.917	31.995	1'45.629	<b>275,5</b>	9:38'48.942
8	18.649	33.204	21.787	31.991	1'45.631	270,7	9:40'34.573

2° 94 V. DEBISE [1'45.461]							
Lap	Seg1	Seg2	Seg3	Seg4	Lap Time	km/h	Local Time
1		33.579	22.004	32.120		180,3	9:26'53.441
2	18.758	<b>33.014</b>	21.788	32.169	1'45.729	267,3	9:28'39.170
3	18.593	33.024	21.860	32.064	1'45.541	269,3	9:30'24.711
4	18.609	33.242	<b>21.779</b>	44.360	1'57.990P	269,3	9:32'22.701
5	2'28.399	33.548	21.965	32.444	3'56.356P	178,5	9:36'19.057
6	18.554	33.089	21.838	31.980	<b>1'45.461</b>	271,4	9:38'04.518
7	<b>18.516</b>	33.203	21.876	<b>31.943</b>	1'45.538	275,5	9:39'50.056
8	18.568	33.189	22.137	32.138	1'46.032	<b>279,1</b>	9:41'36.088

3° 23 M. SCHROETTER [1'45.512]							
Lap	Seg1	Seg2	Seg3	Seg4	Lap Time	km/h	Local Time
1		34.535	22.319	32.605		195,3	9:28'12.188
2	18.910	33.533	21.971	32.334	1'46.748	268,7	9:29'58.936
3	18.913	33.436	21.954	32.219	1'46.522C	269,3	9:31'45.458
4	18.799	33.255	21.921	32.061	1'46.036	268,0	9:33'31.494
5	18.627	33.175	21.812	<b>31.989</b>	1'45.603	269,3	9:35'17.097
6	18.582	<b>33.126</b>	21.826	32.148	1'45.682	270,0	9:37'02.779
7	18.709	33.607	22.386	32.139	1'46.841	269,3	9:38'49.620
8	<b>18.542</b>	33.189	<b>21.716</b>	32.065	<b>1'45.512</b>	<b>272,7</b>	9:40'35.132

4° 54 B. SOFUOGLU [1'45.612]							
Lap	Seg1	Seg2	Seg3	Seg4	Lap Time	km/h	Local Time
1		40.643	23.884	39.323		180,3	9:27'14.469
2	19.263	33.731	22.192	32.536	1'47.722	275,5	9:29'02.191
3	18.618	33.314	21.945	32.479	1'46.356	273,4	9:30'48.547
4	18.536	33.345	<b>21.851</b>	32.290	1'46.022	274,1	9:32'34.569
5	18.696	33.309	21.931	32.304	1'46.240	272,0	9:34'20.809
6	<b>18.427</b>	<b>33.214</b>	21.893	<b>32.078</b>	<b>1'45.612</b>	274,8	9:36'06.421
7	21.611	38.287	22.746	33.988	1'56.632	275,5	9:38'03.053
8	18.590	33.409	21.982	32.319	1'46.300	273,4	9:39'49.353
9	18.551	33.289	21.953	32.243	1'46.036	<b>277,6</b>	9:41'35.389

5° 11 N. BULEGA [1'45.906]							
Lap	Seg1	Seg2	Seg3	Seg4	Lap Time	km/h	Local Time
1		34.566	22.186	32.845		187,5	9:27'54.109
2	19.058	33.433	21.997	32.435	1'46.923	269,3	9:29'41.032
3	18.815	33.440	21.971	32.258	1'46.484	272,0	9:31'27.516
4	18.781	<b>33.195</b>	21.815	<b>32.170</b>	1'45.961	271,4	9:33'13.477
5	18.628	33.200	<b>21.812</b>	32.266	<b>1'45.906</b>	273,4	9:34'59.383
6	<b>18.602</b>	33.274	21.853	32.224	1'45.953	274,1	9:36'45.336
7	18.654	33.250	21.903	32.269	1'46.076	274,8	9:38'31.412
8	19.108	33.885	22.880	47.111	2'02.984P	<b>279,8</b>	9:40'34.396

6° 66 N. TUULI [1'45.978]							
Lap	Seg1	Seg2	Seg3	Seg4	Lap Time	km/h	Local Time
1		34.657	22.826	33.101		183,7	9:27'04.707
2	19.019	41.702	24.199	32.734	1'57.654	<b>275,5</b>	9:29'02.361
3	<b>18.782</b>	33.426	<b>21.957</b>	32.191	1'46.356	270,7	9:30'48.717
4	<b>18.535</b>	33.448	22.044	32.296	1'46.323	270,7	9:32'35.040

5	18.678	<b>33.240</b>	22.016	<b>32.044</b>	<b>1'45.978</b>	268,7	9:34'21.018
6	19.058	34.703	22.419	43.843	2'00.023P	272,7	9:36'21.041
7	2'02.760	34.015	22.409	32.726	3'31.910P	192,9	9:39'52.951
8	18.799	33.512	22.152	32.420	1'46.883	270,0	9:41'39.834

7° 99 A. HUERTAS [1'46.037]							
Lap	Seg1	Seg2	Seg3	Seg4	Lap Time	km/h	Local Time
1		34.572	22.680	32.867		125,3	9:27'31.918
2	18.913	33.731	22.120	32.447	1'47.211	267,3	9:29'19.129
3	18.704	33.697	22.154	32.343	1'46.898	268,7	9:31'06.027
4	18.668	33.557	22.097	32.296	1'46.618	268,7	9:32'52.645
5	18.614	33.504	22.032	32.216	1'46.366	270,0	9:34'39.011
6	18.534	33.498	22.230	32.197	1'46.459C	273,4	9:36'25.470
7	<b>18.431</b>	<b>33.464</b>	21.961	<b>32.181</b>	<b>1'46.037</b>	<b>279,1</b>	9:38'11.507
8	18.537	33.513	22.010	32.190	1'46.250	274,1	9:39'57.757
9	18.783	33.541	<b>21.941</b>	32.285	1'46.550	264,7	9:41'44.307

8° 69 T. BOOTH-AMOS [1'46.066]							
Lap	Seg1	Seg2	Seg3	Seg4	Lap Time	km/h	Local Time
1		34.793	22.634	32.814		177,9	9:27'57.265
2	18.998	33.788	22.411	32.483	1'47.680	266,0	9:29'44.945
3	18.820	33.464	22.121	32.274	1'46.679	267,3	9:31'31.624
4	<b>18.600</b>	33.338	22.072	32.218	1'46.228	269,3	9:33'17.852
5	18.647	33.389	22.109	32.197	1'46.342	269,3	9:35'04.194
6	18.647	<b>33.275</b>	22.047	<b>32.136</b>	1'46.105	267,3	9:36'50.299
7	18.691	33.289	22.012	32.192	1'46.184	270,0	9:38'36.483
8	18.658	33.291	<b>21.895</b>	32.222	<b>1'46.066</b>	<b>270,7</b>	9:40'22.549

9° 17 J. MCPHEE [1'46.066]							
Lap	Seg1	Seg2	Seg3	Seg4	Lap Time	km/h	Local Time
1		35.124	22.594	33.861		168,2	9:27'10.345
2	18.933	33.598	22.255	32.461	1'47.247	268,7	9:28'57.592
3	18.707	33.368	21.980	<b>32.193</b>	1'46.248	269,3	9:30'43.840
4	18.679	<b>33.209</b>	<b>21.975</b>	32.203	<b>1'46.066</b>	272,7	9:32'29.906
5	<b>18.582</b>	33.286	21.986	32.387	1'46.241	<b>279,8</b>	9:34'16.147
6	18.702	33.545	22.253	32.479	1'46.979	276,9	9:36'03.126
7	18.707	36.960	24.725	33.785	1'54.177	279,1	9:37'57.303
8	18.736	35.908	25.424	32.614	1'52.682	272,7	9:39'49.985
9	18.827	33.362	22.191	32.597	1'46.977	275,5	9:41'36.962

10° 55 Y. MONTELLA [1'46.075]							
Lap	Seg1	Seg2	Seg3	Seg4	Lap Time	km/h	Local Time
1		34.223	22.219	32.302		191,2	9:26'56.072
2	18.981	33.392	21.996	32.136	1'46.505	266,0	9:28'42.577
3	18.801	33.351	22.001	32.254	1'46.407	<b>267,3</b>	9:30'28.984
4	18.782	33.376	21.920	32.190	1'46.268	<b>267,3</b>	9:32'15.252
5	18.775	33.360	<b>21.845</b>	<b>32.095</b>	<b>1'46.075</b>	266,7	9:34'01.327
6	18.760	<b>33.295</b>	21.976	32.295	1'46.326	266,7	9:35'47.653
7	18.816	33.497	22.017	32.310	1'46.640	266,7	9:37'34.293
8	<b>18.755</b>	33.554	21.980	32.566	1'46.855	266,7	9:39'21.148
9	19.373	34.825	22.330	32.973	1'49.501	266,0	9:41'10.649

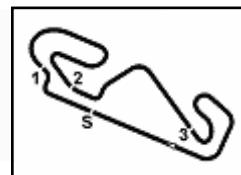
11° 29 N. SPINELLI [1'46.187]							
Lap	Seg1	Seg2	Seg3	Seg4	Lap Time	km/h	Local Time
1		34.792	22.725	33.642		191,2	9:27'09.684
2	18.995	33.633	22.136	32.533	1'47.297	267,3	9:28'56.981
3	18.785	33.312	22.002	32.360	1'46.459	267,3	9:30'43.440
4	18.704	<b>33.277</b>	22.020	<b>32.329</b>	1'46.330	269,3	9:32'29.770
5	<b>18.559</b>	33.371	<b>21.868</b>	32.389	<b>1'46.187</b>	270,0	9:34'15.957
6	18.642	33.517	22.142	32.433	1'46.734	<b>276,2</b>	9:36'02.691
7	19.638	38.595	22.481	33.362	1'54.076	267,3	9:37'56.767
8	18.929	35.495	27.163	32.725	1'54.312	269,3	9:39'51.079

07/05/2023 P = Pits In/Out - C = Lap Time Cancelled

These data/results cannot be reproduced, stored and/or transmitted in whole or in part by any manner of electronic, mechanical, photocopying, recording, broadcasting or otherwise now known or herein after developed without the previous express consent by the copyright owner, except for reproduction in daily press and regular printed publications on sale to the public within 60 days of the event related to those data/results and always provided that copyright symbol appears together as follows below.

© DORNA WSBK ORGANIZATION Srl 2023





**Prosecco DOC Catalunya, 5-7 May 2023**  
**Chronological Analysis Warm Up**

9 18.781 33.613 22.074 32.380 1'46.848 272,0 9:41'37.927

2 19.486 33.892 22.171 32.810 1'48.359 268,0 9:29'28.330  
3 18.884 33.511 22.086 32.587 1'47.068 **269,3** 9:31'15.398  
4 18.922 **33.371** 22.065 32.406 1'46.764 266,0 9:33'02.162  
5 18.847 33.468 21.972 32.490 1'46.777C 266,0 9:34'48.939  
6 18.806 33.402 **21.948** **32.267** **1'46.423** 265,4 9:36'35.362  
7 **18.777** 33.511 25.340 36.294 1'53.922 268,7 9:38'29.284  
8 18.902 36.538 22.501 32.658 1'50.599 268,7 9:40'19.883

**12° 71 T. EDWARDS [1'46.207]**

Lap	Seg1	Seg2	Seg3	Seg4	Lap Time	km/h	Local Time
1		34.577	22.451	32.808		175,9	9:26'57.162
2	18.968	33.554	22.285	32.810	1'47.617	266,7	9:28'44.779
3	19.023	33.583	22.232	32.873	1'47.711	264,1	9:30'32.490
4	22.519	34.772	22.091	32.315	1'51.697	264,7	9:32'24.187
5	18.821	<b>33.216</b>	<b>22.029</b>	<b>32.141</b>	<b>1'46.207</b>	268,7	9:34'10.394
6	<b>18.663</b>	33.279	22.129	32.348	1'46.419	270,0	9:35'56.813
7	18.816	33.379	22.127	32.517	1'46.839	272,0	9:37'43.652
8	18.822	33.560	22.773	35.827	1'50.982	<b>273,4</b>	9:39'34.634
9	18.821	33.651	22.134	32.617	1'47.223	268,0	9:41'21.857

**18° 14 L. MAHIAS [1'46.475]**

Lap	Seg1	Seg2	Seg3	Seg4	Lap Time	km/h	Local Time
1		37.130	23.160	33.210		89,0	9:27'38.691
2	18.932	34.121	22.276	32.364	1'47.693	269,3	9:29'26.384
3	<b>18.707</b>	33.549	22.097	32.212	1'46.565	270,0	9:31'12.949
4	18.800	<b>33.430</b>	22.045	<b>32.200</b>	<b>1'46.475</b>	266,7	9:32'59.424
5	22.735	40.248	22.354	32.877	1'58.214	266,7	9:34'57.638
6	18.897	33.519	<b>22.022</b>	32.279	1'46.717	<b>274,8</b>	9:36'44.355
7	18.732	33.571	22.065	32.325	1'46.693	<b>274,8</b>	9:38'31.048
8	18.805	33.590	22.156	32.202	1'46.753	<b>274,8</b>	9:40'17.801

**13° 64 F. CARICASULO [1'46.271]**

Lap	Seg1	Seg2	Seg3	Seg4	Lap Time	km/h	Local Time
1		36.196	23.147	33.385		104,7	9:27'38.626
2	18.854	33.879	22.264	32.700	1'47.697	270,0	9:29'26.323
3	28.974	35.021	22.167	32.501	1'58.663	273,4	9:31'24.986
4	<b>18.485</b>	33.545	21.989	<b>32.252</b>	<b>1'46.271</b>	272,0	9:33'11.257
5	18.512	<b>33.470</b>	<b>21.980</b>	32.322	1'46.284	272,7	9:34'57.541
6	18.675	33.590	22.042	32.448	1'46.755	273,4	9:36'44.296
7	18.498	33.568	22.115	32.512	1'46.693	276,2	9:38'30.989
8	24.420	37.336	23.478	47.464	2'12.698P	<b>277,6</b>	9:40'43.687

**19° 22 F. FULIGNI [1'46.581]**

Lap	Seg1	Seg2	Seg3	Seg4	Lap Time	km/h	Local Time
1		34.404	22.598	35.175		166,4	9:27'27.866
2	19.178	33.535	22.315	32.618	1'47.646	262,1	9:29'15.512
3	18.939	33.473	22.312	32.617	1'47.341	266,7	9:31'02.853
4	18.819	33.374	22.270	32.526	1'46.989	265,4	9:32'49.842
5	18.840	<b>33.285</b>	22.129	<b>32.327</b>	<b>1'46.581</b>	264,7	9:34'36.423
6	18.726	33.408	22.216	32.445	1'46.795	268,0	9:36'23.218
7	<b>18.694</b>	34.289	22.271	32.912	1'48.166	<b>269,3</b>	9:38'11.384
8	19.017	33.938	<b>22.089</b>	32.423	1'47.467	268,7	9:39'58.851
9	19.178	33.633	22.168	32.484	1'47.463	264,1	9:41'46.314

**14° 9 J. NAVARRO [1'46.271]**

Lap	Seg1	Seg2	Seg3	Seg4	Lap Time	km/h	Local Time
1		34.480	22.439	32.924		184,3	9:27'03.285
2	18.985	33.620	22.054	32.450	1'47.109	268,7	9:28'50.394
3	18.852	33.484	21.977	32.286	1'46.599	<b>269,3</b>	9:30'36.993
4	18.708	<b>33.382</b>	21.946	<b>32.235</b>	<b>1'46.271</b>	<b>269,3</b>	9:32'23.264
5	<b>18.702</b>	33.421	<b>21.921</b>	32.324	1'46.368C	267,3	9:34'09.632
6	18.727	33.555	22.031	32.297	1'46.610	267,3	9:35'56.242
7	20.325	37.741	22.471	50.667	2'11.204P	267,3	9:38'07.446

**20° 19 A. MANTOVANI [1'46.603]**

Lap	Seg1	Seg2	Seg3	Seg4	Lap Time	km/h	Local Time
1		34.448	22.657	32.898		178,8	9:27'04.864
2	19.007	33.573	22.137	32.448	1'47.165	274,1	9:28'52.029
3	18.837	33.534	22.088	32.296	1'46.755	270,7	9:30'38.784
4	18.858	<b>33.414</b>	22.065	32.266	<b>1'46.603</b>	270,0	9:32'25.387
5	18.886	33.516	22.051	<b>32.263</b>	1'46.716	269,3	9:34'12.103
6	18.781	33.473	<b>22.021</b>	32.336	1'46.611	268,7	9:35'58.714
7	18.963	35.462	22.225	42.677	1'59.327	271,4	9:37'58.041
8	18.672	34.766	24.719	32.565	1'50.722	275,5	9:39'48.763
9	<b>18.561</b>	33.611	22.351	32.442	1'46.965	<b>276,9</b>	9:41'35.728

**15° 28 G. VAN STRAALLEN [1'46.289]**

Lap	Seg1	Seg2	Seg3	Seg4	Lap Time	km/h	Local Time
1		35.352	23.383	33.525		191,2	9:27'47.512
2	18.997	34.075	22.229	32.723	1'48.024	266,7	9:29'35.536
3	18.754	33.735	22.044	32.613	1'47.146	268,7	9:31'22.682
4	18.633	33.532	22.038	32.392	1'46.595	267,3	9:33'09.277
5	18.714	33.506	<b>21.904</b>	<b>32.208</b>	1'46.332	268,0	9:34'55.609
6	18.648	<b>33.399</b>	21.997	32.245	<b>1'46.289</b>	268,0	9:36'41.898
7	<b>18.628</b>	33.574	21.997	32.450	1'46.649	<b>270,7</b>	9:38'28.547
8	19.405	34.002	22.320	32.617	1'48.344	267,3	9:40'16.891

**21° 24 A. WONGTHANON [1'46.683]**

Lap	Seg1	Seg2	Seg3	Seg4	Lap Time	km/h	Local Time
1		34.723	22.956	40.319		192,2	9:27'06.578
2	18.900	33.504	22.394	32.472	1'47.270	270,7	9:28'53.848
3	<b>18.642</b>	<b>33.435</b>	22.198	<b>32.408</b>	<b>1'46.683</b>	<b>279,1</b>	9:30'40.531
4	18.905	33.635	22.195	32.425	1'47.160	269,3	9:32'27.691
5	18.707	33.835	<b>22.107</b>	32.805	1'47.454	275,5	9:34'15.145
6	18.932	35.278	22.548	32.877	1'49.635	267,3	9:36'04.780
7	18.823	33.603	22.181	32.478	1'47.085	270,7	9:37'51.865
8	22.796	37.087	23.651	36.136	1'59.670	271,4	9:39'51.535
9	18.953	36.298	23.456	33.877	1'52.584	271,4	9:41'44.119

**16° 32 O. BAYLISS [1'46.302]**

Lap	Seg1	Seg2	Seg3	Seg4	Lap Time	km/h	Local Time
1		34.761	22.621	33.083		197,8	9:26'59.148
2	18.970	33.758	22.271	32.619	1'47.618	268,0	9:28'46.766
3	18.766	33.408	22.102	32.533	1'46.809	268,7	9:30'33.575
4	18.745	33.443	22.111	35.706	1'50.005	268,0	9:32'23.580
5	<b>18.621</b>	<b>33.402</b>	<b>22.017</b>	<b>32.262</b>	<b>1'46.302</b>	<b>270,7</b>	9:34'09.882
6	18.695	33.512	22.045	32.354	1'46.606	<b>270,7</b>	9:35'56.488
7	18.693	33.520	22.134	32.583	1'46.930	270,0	9:37'43.418
8	18.670	35.897	22.781	33.290	1'50.638	268,0	9:39'34.056
9	18.732	33.646	22.154	32.469	1'47.001	266,0	9:41'21.057

**22° 73 M. KOFLER [1'46.822]**

Lap	Seg1	Seg2	Seg3	Seg4	Lap Time	km/h	Local Time
1		37.662	22.978	33.616		197,4	9:27'10.797
2	18.948	33.765	22.383	32.906	1'48.002	272,0	9:28'58.799
3	18.692	33.830	22.371	32.947	1'47.840	<b>276,9</b>	9:30'46.639
4	18.887	33.989	22.452	33.541	1'48.869	266,0	9:32'35.508
5	<b>18.595</b>	<b>33.647</b>	<b>22.012</b>	<b>32.568</b>	<b>1'46.822</b>	273,4	9:34'22.330

**17° 3 R. DE ROSA [1'46.423]**

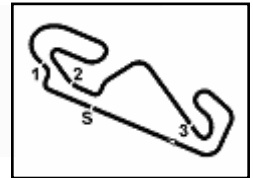
Lap	Seg1	Seg2	Seg3	Seg4	Lap Time	km/h	Local Time
1		39.190	26.251	36.143		131,5	9:27'39.971

07/05/2023 P = Pits In/Out - C = Lap Time Cancelled

These data/results cannot be reproduced, stored and/or transmitted in whole or in part by any manner of electronic, mechanical, photocopying, recording, broadcasting or otherwise now known or herein after developed without the previous express consent by the copyright owner, except for reproduction in daily press and regular printed publications on sale to the public within 60 days of the event related to those data/results and always provided that copyright symbol appears together as follows below.

© DORNA WSBK ORGANIZATION Srl 2023





**Prosecco DOC Catalunya, 5-7 May 2023**  
**Chronological Analysis Warm Up**

6	18.960	34.224	22.417	33.004	1'48.605	271,4	9:36'10.935
7	18.863	36.119	23.072	34.571	1'52.625	266,7	9:38'03.560

**23° 51 A. SARMOON [1'46.906]**

Lap	Seg1	Seg2	Seg3	Seg4	Lap Time	km/h	Local Time
1		34.647	22.945	39.916		189,8	9:27'05.821
2	19.230	33.618	22.344	32.706	1'47.898	266,7	9:28'53.719
3	18.918	<b>33.435</b>	22.271	<b>32.311</b>	1'46.935	<b>273,4</b>	9:30'40.654
4	<b>18.557</b>	33.682	<b>22.172</b>	32.495	<b>1'46.906</b>	271,4	9:32'27.560
5	18.649	33.764	22.269	32.867	1'47.549	269,3	9:34'15.109
6	19.192	34.291	22.439	33.043	1'48.965	266,0	9:36'04.074
7	18.803	33.690	22.186	32.858	1'47.537	<b>273,4</b>	9:37'51.611
8	18.822	34.554	22.551	38.319	1'54.246	272,7	9:39'45.857
9	19.173	33.889	22.389	32.805	1'48.256	269,3	9:41'34.113

**24° 4 H. TRUELOVE [1'47.136]**

Lap	Seg1	Seg2	Seg3	Seg4	Lap Time	km/h	Local Time
1		34.783	22.759	40.596		198,2	9:27'07.167
2	19.069	33.593	22.289	32.604	1'47.555	273,4	9:28'54.722
3	19.073	33.626	22.240	32.685	1'47.624	270,7	9:30'42.346
4	19.123	<b>33.587</b>	<b>22.095</b>	32.557	1'47.362	270,7	9:32'29.708
5	19.046	33.734	22.142	32.812	1'47.734	272,7	9:34'17.442
6	18.982	33.692	22.237	32.683	1'47.594	273,4	9:36'05.036
7	<b>18.912</b>	33.617	22.148	<b>32.459</b>	<b>1'47.136</b>	274,8	9:37'52.172
8	21.783	38.092	23.156	33.324	1'56.355	<b>275,5</b>	9:39'48.527
9	19.245	33.873	22.236	32.990	1'48.344	268,0	9:41'36.871

**25° 16 Y. OKAYA [1'47.183]**

Lap	Seg1	Seg2	Seg3	Seg4	Lap Time	km/h	Local Time
1		34.403	22.563	33.522		181,5	9:27'05.979
2	18.823	33.709	22.292	32.650	1'47.474	268,7	9:28'53.453
3	18.829	34.058	22.361	32.647	1'47.895	268,7	9:30'41.348
4	<b>18.739</b>	33.625	22.295	32.650	1'47.309	<b>270,7</b>	9:32'28.657
5	18.867	<b>33.575</b>	<b>22.186</b>	<b>32.555</b>	<b>1'47.183</b>	269,3	9:34'15.840
6	19.144	33.828	22.217	32.671	1'47.860	268,7	9:36'03.700
7	18.753	33.723	22.212	33.035	1'47.723	270,0	9:37'51.423
8	19.105	34.237	22.608	32.957	1'48.907	266,0	9:39'40.330
9	19.094	34.035	22.838	33.072	1'49.039	265,4	9:41'29.369

**26° 7 A. NORRODIN [1'47.244]**

Lap	Seg1	Seg2	Seg3	Seg4	Lap Time	km/h	Local Time
1		36.901	23.118	33.082		106,5	9:27'38.801
2	19.044	34.100	22.329	<b>32.311</b>	1'47.784	<b>268,0</b>	9:29'26.585
3	<b>18.964</b>	<b>33.611</b>	<b>22.210</b>	32.459	<b>1'47.244</b>	265,4	9:31'13.829
4	19.109	33.903	22.381	33.760	1'49.153	260,2	9:33'02.982
5	19.241	34.291	22.645	45.832	2'02.009P	260,2	9:35'04.991
6	1'19.769	35.472	22.613	33.244	2'51.098P	126,0	9:37'56.089
7	19.254	34.017	22.366	32.775	1'48.412	258,4	9:39'44.501
8	19.196	34.066	22.468	32.875	1'48.605	259,0	9:41'33.106

**27° 31 A. FERNANDEZ GONZALEZ [1'47.427]**

Lap	Seg1	Seg2	Seg3	Seg4	Lap Time	km/h	Local Time
1		34.635	22.578	32.999		192,2	9:27'04.603
2	18.969	34.034	22.170	32.658	1'47.831	272,7	9:28'52.434
3	18.858	33.855	22.106	32.673	1'47.492	275,5	9:30'39.926
4	18.866	33.917	<b>22.087</b>	32.697	1'47.567	273,4	9:32'27.493
5	19.092	<b>33.852</b>	22.145	32.722	1'47.811	269,3	9:34'15.304
6	<b>18.664</b>	34.188	22.301	<b>32.504</b>	1'47.657	274,1	9:36'02.961
7	18.997	33.986	22.091	39.782	1'54.856	268,7	9:37'57.817
8	18.703	33.866	22.121	32.737	<b>1'47.427</b>	<b>276,9</b>	9:39'45.244
9	18.839	33.873	22.276	32.731	1'47.719	273,4	9:41'32.963

**28° 68 L. POWER [1'47.523]**

Lap	Seg1	Seg2	Seg3	Seg4	Lap Time	km/h	Local Time	
1			35.083	22.857	33.728		172,0	9:27'25.818
2	19.185	34.108	22.462	33.143	1'48.898	264,1	9:29'14.716	
3	18.958	33.858	22.410	32.831	1'48.057	264,7	9:31'02.773	
4	19.200	33.765	22.358	32.775	1'48.098	264,1	9:32'50.871	
5	18.769	<b>33.735</b>	<b>22.257</b>	<b>32.762</b>	<b>1'47.523</b>	268,0	9:34'38.394	
6	<b>18.729</b>	33.840	22.442	32.774	1'47.785C	268,0	9:36'26.179	
7	18.762	34.329	22.610	32.838	1'48.539	<b>270,7</b>	9:38'14.718	
8	18.832	33.918	22.328	32.758	1'47.836C	266,7	9:40'02.554	

**29° 27 A. DIAZ [1'47.869]**

Lap	Seg1	Seg2	Seg3	Seg4	Lap Time	km/h	Local Time
1		34.876	22.805	33.492		177,3	9:27'19.266
2	19.310	34.237	22.507	33.167	1'49.221	263,4	9:29'08.487
3	19.163	34.053	22.328	33.056	1'48.600	264,1	9:30'57.087
4	19.178	34.745	22.438	32.940	1'49.301	265,4	9:32'46.388
5	19.033	34.030	22.396	32.817	1'48.276	267,3	9:34'34.664
6	19.048	<b>33.862</b>	22.253	32.917	1'48.080	265,4	9:36'22.744
7	18.963	33.927	22.297	<b>32.682</b>	<b>1'47.869</b>	266,0	9:38'10.613
8	19.121	34.088	22.246	32.731	1'48.186	<b>270,0</b>	9:39'58.799
9	<b>18.957</b>	34.092	<b>22.231</b>	32.807	1'48.087	266,7	9:41'46.886

**30° 95 T. MACKENZIE [1'49.418]**

Lap	Seg1	Seg2	Seg3	Seg4	Lap Time	km/h	Local Time
1		36.866	23.497	33.475		157,9	9:27'40.189
2	19.831	<b>34.127</b>	<b>22.611</b>	<b>32.849</b>	<b>1'49.418</b>	<b>262,8</b>	9:29'29.607

**31° 98 M. ABE [1'49.451]**

Lap	Seg1	Seg2	Seg3	Seg4	Lap Time	km/h	Local Time
1		35.649	23.459	34.026		169,5	9:27'13.648
2	20.016	34.560	23.137	33.573	1'51.286	257,8	9:29'04.934
3	19.675	34.542	22.601	33.410	1'50.228	258,4	9:30'55.162
4	19.445	34.699	22.791	33.495	1'50.430	258,4	9:32'45.592
5	19.323	35.082	<b>22.507</b>	<b>33.071</b>	1'49.983	257,8	9:34'35.575
6	<b>19.188</b>	<b>34.398</b>	22.600	33.265	<b>1'49.451</b>	<b>261,5</b>	9:36'25.026
7	19.223	34.714	23.037	46.046	2'03.020P	<b>261,5</b>	9:38'28.046

**32° 44 B. SAHIN [1'49.744]**

Lap	Seg1	Seg2	Seg3	Seg4	Lap Time	km/h	Local Time
1		35.713	23.296	36.051		158,8	9:27'07.796
2	19.398	34.592	22.977	33.716	1'50.683	266,0	9:28'58.479
3	19.527	<b>34.303</b>	22.665	33.560	1'50.055	264,1	9:30'48.534
4	<b>19.316</b>	34.339	<b>22.588</b>	<b>33.501</b>	<b>1'49.744</b>	<b>270,0</b>	9:32'38.278
5	19.416	34.372	22.781	33.834	1'50.403	262,8	9:34'28.681
6	19.403	34.449	22.784	33.684	1'50.320	260,9	9:36'19.001
7	19.617	34.716	22.978	33.755	1'51.066	262,1	9:38'10.067
8	19.631	35.595	22.981	37.759	1'55.966	262,1	9:40'06.033

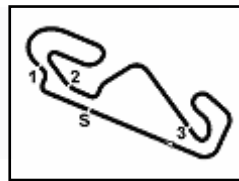
07/05/2023

P = Pits In/Out - C = Lap Time Cancelled

These data/results cannot be reproduced, stored and/or transmitted in whole or in part by any manner of electronic, mechanical, photocopying, recording, broadcasting or otherwise now known or herein after developed without the previous express consent by the copyright owner, except for reproduction in daily press and regular printed publications on sale to the public within 60 days of the event related to those data/results and always provided that copyright symbol appears together as follows below.

© DORNA WSBK ORGANIZATION Srl 2023





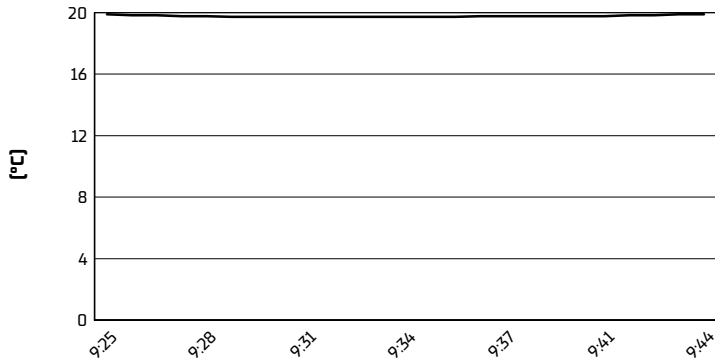
Circuit de Barcelona 4.657 m

**Prosecco DOC Catalunya, 5-7 May 2023**

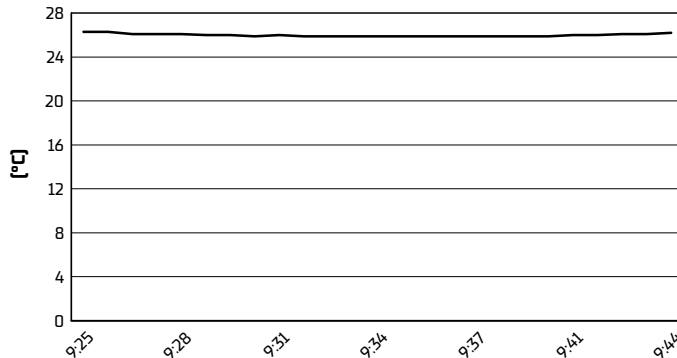
**Weather Report Warm Up**

Session started 09:25 - Session ended 9:44

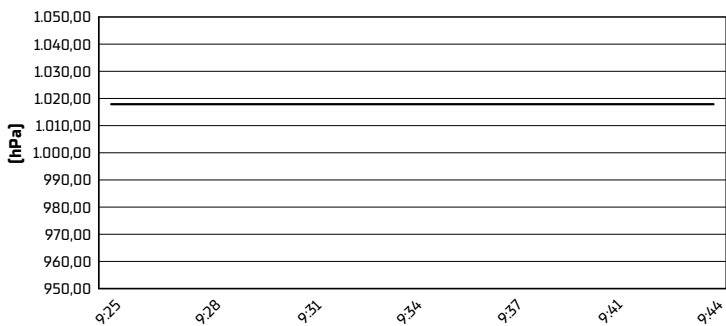
**Air Temperature**



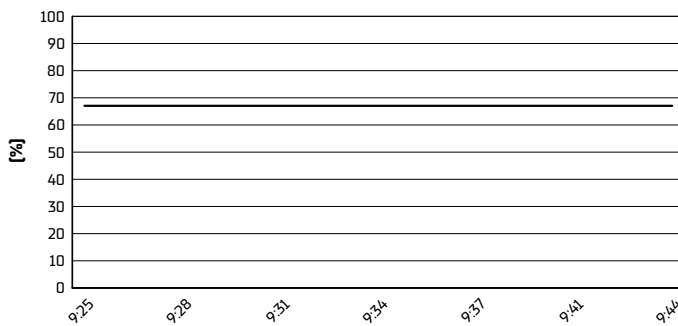
**Track Temperature**



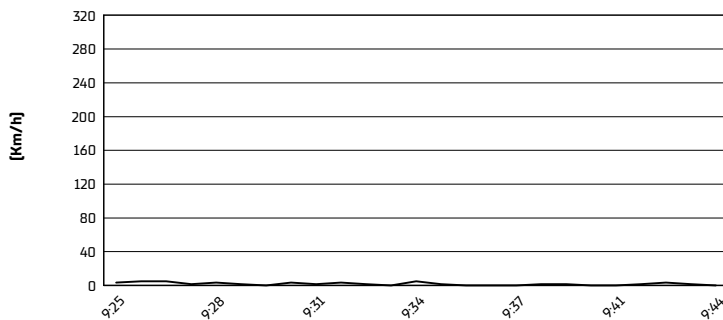
**Air Pressure**



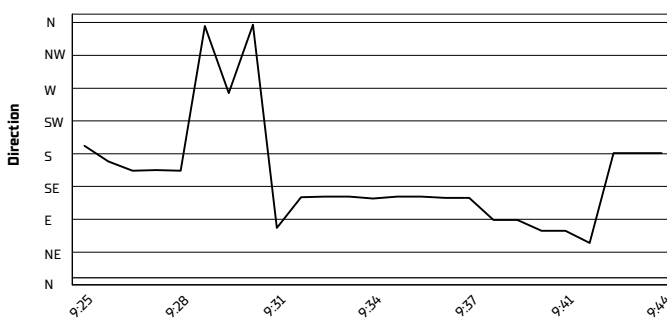
**Humidity**



**Wind Speed**



**Wind Direction**



07/05/2023

These data/results cannot be reproduced, stored and/or transmitted in whole or in part by any manner of electronic, mechanical, photocopying, recording, broadcasting or otherwise now known or herein after developed without the previous express consent by the copyright owner, except for reproduction in daily press and regular printed publications on sale to the public within 60 days of the event related to those data/results and always provided that copyright symbol appears together as follows below.

© DORNA WSBK ORGANIZATION Srl 2023

