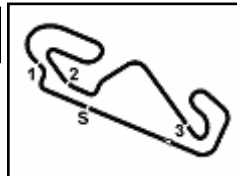




10

Yamaha R3  
731/02

Circuit de Barcelona 4.657 m

# Prosecco DOC Catalunya, 5-7 May 2023

## Results Race 2

Laps 11 = 51,227 Km - Time of Race 22'24.523 - Avg. 137,162 km/h

1 / 2

Pos	Grid	No. Rider	Nat	Team	Bike	LL	Gap	Rel.	Fastest Lap	Speed	Qualifying	Speed
1	4	<b>80 G. MANSO</b>	BRA	Yamaha AD78 Team Latin America	Yamaha R3	11			2'00.808	191,2	2'02.145	191,2
2	3	<b>9 E. ERCOLANI</b>	ITA	Yamaha bLU cRU Italy	Yamaha R3	11	<b>0.015</b>	0.015	2'01.173	194,6	2'02.111	182,7
3	8	<b>26 K. FONTAINHA</b>	BRA	Yamaha AD78 Team Latin America	Yamaha R3	11	<b>0.110</b>	0.095	2'00.983	188,2	2'02.594	191,5
4	2	<b>96 M. VICH</b>	ESP	DS Racing School	Yamaha R3	11	<b>0.944</b>	0.834	2'01.264	196,4	2'01.510	193,2
5	12	<b>19 D. JOULIN</b>	FRA	Yamaha bLU cRU Motor France	Yamaha R3	11	<b>1.002</b>	0.058	2'01.050	195,3	2'02.912	184,9
6	6	<b>32 K. KEANKUM</b>	THA	Yamaha bLU cRU Thailand	Yamaha R3	11	<b>1.072</b>	0.070	2'00.720	197,4	2'02.240	189,1
7	10	<b>56 V. ARNAUD</b>	FRA	VAL56 Speed Racing	Yamaha R3	11	<b>1.080</b>	0.008	2'01.255	197,8	2'02.858	191,8
8	9	<b>92 E. PLAINDOUX</b>	FRA	Yamaha bLU cRU Motor France	Yamaha R3	11	<b>1.293</b>	0.213	2'01.406	198,9	2'02.773	190,1
9	11	<b>88 E. BURR</b>	BRA	Yamaha AD78 Team Latin America	Yamaha R3	11	<b>1.315</b>	0.022	2'01.058	196,0	2'02.886	194,2
10	7	<b>57 T. BUAPA</b>	THA	Yamaha bLU cRU Thailand	Yamaha R3	11	<b>1.652</b>	0.337	2'01.155	196,0	2'02.550	192,2
11 P	5	<b>62 S. YAMANE</b>	JPN	bLU cRU Yamaha Racing Japan	Yamaha R3	11	<b>1.700</b>	0.048	2'01.277	199,6	2'02.212	191,8
12 P	16	<b>77 J. GONZALEZ</b>	COL	Yamaha AD78 Team Latin America	Yamaha R3	11	<b>1.800</b>	0.100	2'01.236	197,1	2'03.055	186,5
13	1	<b>27 A. MAHENDRA</b>	INA	Yamaha bLU cRU Racing Indonesia	Yamaha R3	11	<b>14.049</b>	12.249	2'00.673	190,5	2'01.047	188,8
14	15	<b>35 M. KONUK</b>	TUR	Turkiye Racing Team	Yamaha R3	11	<b>24.219</b>	10.170	2'03.157	188,8	2'02.982	187,8
15	13	<b>8 L. FRIEH</b>	FRA	FT Racing Academy	Yamaha R3	11	<b>24.239</b>	0.020	2'03.164	190,8	2'02.944	193,9
16	17	<b>46 D. NOWAK</b>	POL	Szkopek Team	Yamaha R3	11	<b>24.857</b>	0.618	2'03.302	190,8	2'03.380	185,9
17	18	<b>28 P. ANASTASI</b>	SUI	DS Racing School	Yamaha R3	11	<b>39.979</b>	15.122	2'03.778	190,8	2'04.182	189,5
18	19	<b>37 J. BELAK</b>	POL	Szkopek Team	Yamaha R3	11	<b>46.270</b>	6.291	2'04.193	180,9	2'04.729	182,4
-----Not Classified-----												
RET	14	<b>15 C. STRINGHETTI</b>	ITA	Project 109	Yamaha R3	10	<b>1 Lap</b>		2'01.233	198,9	2'02.961	187,5
RET	20	<b>85 J. MARTIN</b>	AUS	Yamaha bLU cRU Team Australia	Yamaha R3	7	<b>4 Laps</b>		2'00.828	197,1	2'03.849	184,3

AIR	Humidity:	41%	Temp:	28°C
TRACK	Condition:	Dry	Temp:	45°C

Records	Pole (SP)	2021	J.Conesa Benito	2'00.293	139,370 Km/h
	Race (RC1)	2021	U.Hidalgo	1'59.965	139,751 Km/h
	All Times (RC1)	2021	U.Hidalgo	1'59.965	139,751 Km/h
Race Fastest Lap		Lap 8	A.Mahendra	2'00.673	138,931 Km/h

LAP LEADERS				
No. Rider	From	To	Laps	Total
<b>27 A. MAHENDRA</b>	1	2	2	
<b>96 M. VICH</b>	3	3	1	1
<b>27 A. MAHENDRA</b>	4	4	1	
<b>80 G. MANSO</b>	5	5	1	
<b>27 A. MAHENDRA</b>	6	6	1	
<b>9 E. ERCOLANI</b>	7	7	1	1
<b>26 K. FONTAINHA</b>	8	8	1	
<b>27 A. MAHENDRA</b>	9	9	1	5
<b>26 K. FONTAINHA</b>	10	10	1	2
<b>80 G. MANSO</b>	11	11	1	2

TOTAL LEADER LAPS	
No. Rider	Laps
<b>27 A. MAHENDRA</b>	15
<b>26 K. FONTAINHA</b>	7
<b>9 E. ERCOLANI</b>	6
<b>80 G. MANSO</b>	5
<b>96 M. VICH</b>	2
<b>32 K. KEANKUM</b>	1
<b>88 E. BURR</b>	1
<b>92 E. PLAINDOUX</b>	1

Start                      End                      The results are provisional until the end of the time limit for protests and appeals and the completion of the technical checks.

06/05/2023

16:36

17:05

These data/results cannot be reproduced, stored and/or transmitted in whole or in part by any manner of electronic, mechanical, photocopying, recording, broadcasting or otherwise now known or herein after developed without the previous express consent by the copyright owner, except for reproduction in daily press and regular printed publications on sale to the public within 60 days of the event related to those data/results and always provided that copyright symbol appears together as follows below.

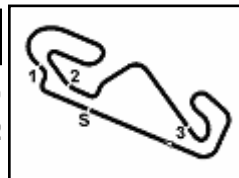
© DORNA WSBK ORGANIZATION Srl 2023

FICR PERUGIA TIMING





**10**  
**Yamaha R3**  
**731/02**



Circuit de Barcelona 4.657 m

2 / 2

## Prosecco DOC Catalunya, 5-7 May 2023 Results Race 2

### Race Highlights

Time	No. Rider	Description
16.20.00		Sighting Lap Started
16.33.04		Warm-up Lap Started
16.36.04		Start
16.37.18	<b>37 J. BELAK</b>	On the Gravel - Re-Joined - Turn 5
16.37.34	<b>8 L. FRIEH</b>	Long Lap Penalty - Irresponsible Riding
16.37.35	<b>46 D. NOWAK</b>	Long Lap Penalty - Irresponsible Riding
16.38.20		No Jump Starts
16.38.32	<b>8 L. FRIEH</b>	1xLLP Completed
16.38.32	<b>46 D. NOWAK</b>	1xLLP Completed
16.50.30		2/3 of Race Distance Completed
16.51.05	<b>85 J. MARTIN</b>	Crashed - Turn 3
16.51.21	<b>85 J. MARTIN</b>	Not Actively Competing
16.56.06	<b>32 K. KEANKUM</b>	Track Limits Warning
16.57.49	<b>15 C. STRINGHETTI</b>	Crashed - Turn 6
16.57.55	<b>27 A. MAHENDRA</b>	On the Gravel - Re-Joined - Turn 6
16.58.14	<b>15 C. STRINGHETTI</b>	Out
16.58.51	<b>15 C. STRINGHETTI</b>	Medical Centre
16.59.24		Podium Confirmed
17.05.09	<b>77 J. GONZALEZ</b>	Penalized to Drop 1 Position - Exceeded Track Limits (Final Lap) - Turn 8
17.05.15	<b>62 S. YAMANE</b>	Penalized to Drop 1 Position - Exceeded Track Limits (Final Lap) - Turn 8
17.05.23		End Of Session

06/05/2023      Start      End      The results are provisional until the end of the time limit for protests and appeals and the completion of the technical checks.

These data/results cannot be reproduced, stored and/or transmitted in whole or in part by any manner of electronic, mechanical, photocopying, recording, broadcasting or otherwise now known or herein after developed without the previous express consent by the copyright owner, except for reproduction in daily press and regular printed publications on sale to the public within 60 days of the event related to those data/results and always provided that copyright symbol appears together as follows below.

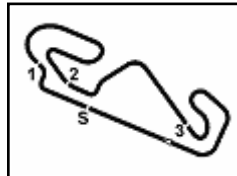
© DORNA WSBK ORGANIZATION Srl 2023

FICR PERUGIA TIMING





**11**  
Yamaha R3  
731/02



## Prosecco DOC Catalunya, 5-7 May 2023 Championship Standings

Circuit de Barcelona 4.657 m

	Points	Points From First	Points From Previous	April 22 ASSEN	May 6 BARCELONA	June 3 MISANO	July 1 DONINGTON	July 15 INDOLA	September 9 MAGNY-COURS										
1 <b>ERCOLANI</b> Emiliano (ITA)	83			25 13 1 1	25 20 1 1														
2 <b>MANSO</b> Gustavo (BRA)	63	20		25 13 5 5	25 25 5 2														
3 <b>FONTAINHA</b> Kevin (BRA)	59	24	4	16 16 3 2	11 16 2 3														
4 <b>VICH</b> Marc (ESP)	53	30	6	20 10 2 4	10 13 3 4														
5 <b>BURR</b> Eduardo (BRA)	47	36	6	11 20 5 3	9 7 3 5														
6 <b>KEANKUM</b> Krittapat (THA)	42	41	5	13 11 4 6	8 10 7 6														
7 <b>MAHENDRA</b> Aldi Satya (INA)	36	47	6	4 9 12 9	20 3 6 7														
8 <b>ARNAUD</b> Valentin (FRA)	33	50	3	10 7 6 7	7 9 8 8														
9 <b>JOULIN</b> Dorian (FRA)	27	56	6		16 11 11 9														
10 <b>YAMANE</b> Shoma (JPN)	24	59	3	5 8 11 9	6 5 9 10														
11 <b>STRINGHETTI</b> Christian (ITA)	19	64	5	8 6 8 8	5 5 9 11														
12 <b>PLAINDOUX</b> Evann (FRA)	17	66	2	9 9 7 11	8 8 13 12														
13 <b>BUAPA</b> Thurakij (THA)	14	69	3	6 2 10 12	6 6 15 13														
14 <b>MARTIN</b> Jayden (AUS)	11	72	3	3 4 13 13	4 4 12 14														
15 <b>FRIEH</b> Louca (FRA)	10	73	1	7 7 9 13	1 1 13 15														
16 <b>KONUJ</b> Mert (TUR)	8	75	2	2 1 14 16	3 2 16 16														
17 <b>GONZALEZ</b> Jeronimo (COL)	7	76	1	3 3 16 18	4 4 18 17														
18 <b>NOWAK</b> Dawid (POL)	6	77	1	5 5 15 16	1 1 16 18														
19 <b>ANASTASI</b> Pietro (SUI)	1	82	5	1 1 15 18															

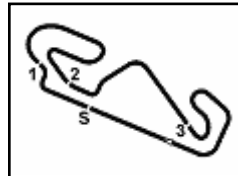
06/05/2023 First Line: Championship Standings - Second Line: Ranking Progression

These data/results cannot be reproduced, stored and/or transmitted in whole or in part by any manner of electronic, mechanical, photocopying, recording, broadcasting or otherwise now known or herein after developed without the previous express consent by the copyright owner, except for reproduction in daily press and regular printed publications on sale to the public within 60 days of the event related to those data/results and always provided that copyright symbol appears together as follows below.

© DORNA WSBK ORGANIZATION Srl 2023

FICR PERUGIA TIMING



**12.1****Yamaha R3  
731/02**

Circuit de Barcelona 4.657 m

**1 / 3****Prosecco DOC Catalunya, 5-7 May 2023  
Lap Chart Race 2**

	Lap										
	1	2	3	4	5	6	7	8	9	10	11
1	27	27	96	27	80	27	9	26	27	26	80
2	80	96	80	32	26	19	56	27	80	88	9
3	32	32	32	19	27	32	88	96	9	27	26
4	96	26	27	26	57	96	96	9	26	32	96
5	9	62	9	9	96	9	26	56	32	19	19
6	26	80	26	80	9	80	15	88	88	9	32
7	62	9	57	57	32	26	19	57	19	80	56
8	92	57	62	96	19	88	27	80	96	62	92
9	88	88	19	56	88	57	32	19	57	56	88
10	57	19	56	15	56	56	80	32	56	96	62
11	19	56	88	62	15	15	57	15	15	15	77
12	56	92	77	88	62	62	62	62	62	57	57
13	77	77	15	92	92	92	85	92	92	92	27
14	8	15	92	77	77	77	92	77	77	77	35
15	15	85	85	85	85	85	77	35	35	35	8
16	85	35	35	35	35	46	46	46	46	8	46
17	46	8	46	8	8	35	35	8	8	46	28
18	35	46	8	46	46	8	8	28	28	28	37
19	28	28	28	28	28	28	28	37	37	37	
20	37	37	37	37	37	37	37				

Final Result			
1	80	G. MANSO	Laps 11
2	9	E. ERCOLANI	0.015
3	26	K. FONTAINHA	0.110
4	96	M. VICH	0.944
5	19	D. JOULIN	1.002
6	32	K. KEANKUM	1.072
7	56	V. ARNAUD	1.080
8	92	E. PLAINDOUX	1.293
9	88	E. BURR	1.315
10	57	T. BUJAPA	1.652
11	62	S. YAMANE (P)	1.700
12	77	J. GONZALEZ (P)	1.800
13	27	A. MAHENDRA	14.049
14	35	M. KONUK	24.219
15	8	L. FRIEH	24.239
16	46	D. NOWAK	24.857
17	28	P. ANASTASI	39.979
18	37	J. BELAK	46.270
RET	15	C. STRINGHETTI	1 Lap
RET	85	J. MARTIN	4 Laps

06/05/2023

These data/results cannot be reproduced, stored and/or transmitted in whole or in part by any manner of electronic, mechanical, photocopying, recording, broadcasting or otherwise now known or herein after developed without the previous express consent by the copyright owner, except for reproduction in daily press and regular printed publications on sale to the public within 60 days of the event related to those data/results and always provided that copyright symbol appears together as follows below.

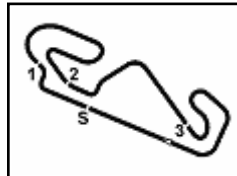
© DORNA WSBK ORGANIZATION Srl 2023

FICR PERUGIA TIMING





**12.1**  
**Yamaha R3**  
**731/02**



Circuit de Barcelona 4.657 m

**Prosecco DOC Catalunya, 5-7 May 2023**  
**Lap Chart Race 2**

2 / 3

**Lap 1**

1	27	A.Mahendra	2'04.877
2	80	G.Manso	0.028
3	32	K.Keankum	0.050
4	96	M.Vich	0.164
5	9	E.Ercolani	0.290
6	26	K.Fontainha	0.358
7	62	S.Yamane	0.762
8	92	E.Plaindoux	1.465
9	88	E.Burr	1.519
10	57	T.Buapa	1.601
11	19	D.Joulin	1.652
12	56	V.Arnaud	1.976
13	77	J.Gonzalez	2.788
14	8	L.Frieh	3.077
15	15	C.Stringhetti	3.252
16	85	J.Martin	3.516
17	46	D.Nowak	3.805
18	35	M.Konuk	4.644
19	28	P.Anastasi	6.544
20	37	J.Belak	12.680

**Lap 2**

1	27	A.Mahendra	4'06.949
2	96	M.Vich	0.035
3	32	K.Keankum	0.072
4	26	K.Fontainha	0.080
5	62	S.Yamane	0.571
6	80	G.Manso	0.588
7	9	E.Ercolani	0.838
8	57	T.Buapa	0.958
9	88	E.Burr	1.440
10	19	D.Joulin	1.476
11	56	V.Arnaud	1.738
12	92	E.Plaindoux	1.798
13	77	J.Gonzalez	1.952
14	15	C.Stringhetti	2.413
15	85	J.Martin	3.635
16	35	M.Konuk	6.639
17	8	L.Frieh	7.930
18	46	D.Nowak	7.992
19	28	P.Anastasi	8.250
20	37	J.Belak	16.824

**Lap 3**

1	96	M.Vich	6'08.875
2	80	G.Manso	0.002
3	32	K.Keankum	0.018
4	27	A.Mahendra	0.029
5	9	E.Ercolani	0.224
6	26	K.Fontainha	0.388
7	57	T.Buapa	0.428
8	62	S.Yamane	0.687
9	19	D.Joulin	0.871
10	56	V.Arnaud	1.160
11	88	E.Burr	1.242
12	77	J.Gonzalez	1.534
13	15	C.Stringhetti	1.771
14	92	E.Plaindoux	2.172
15	85	J.Martin	4.281
16	35	M.Konuk	8.891
17	46	D.Nowak	10.289
18	8	L.Frieh	10.362
19	28	P.Anastasi	10.424
20	37	J.Belak	21.501

**Lap 4**

1	27	A.Mahendra	8'11.717
2	32	K.Keankum	0.072
3	19	D.Joulin	0.074
4	26	K.Fontainha	0.123
5	9	E.Ercolani	0.194

6	80	G.Manso	0.295
7	57	T.Buapa	0.472
8	96	M.Vich	0.755
9	56	V.Arnaud	0.998
10	15	C.Stringhetti	1.089
11	62	S.Yamane	1.324
12	88	E.Burr	1.380
13	92	E.Plaindoux	1.518
14	77	J.Gonzalez	2.083
15	85	J.Martin	3.341
16	35	M.Konuk	9.959
17	8	L.Frieh	10.684
18	46	D.Nowak	11.146
19	28	P.Anastasi	12.209
20	37	J.Belak	23.942

**Lap 5**

1	80	G.Manso	10'13.288
2	26	K.Fontainha	0.036
3	27	A.Mahendra	0.054
4	57	T.Buapa	0.305
5	96	M.Vich	0.448
6	9	E.Ercolani	0.558
7	32	K.Keankum	0.685
8	19	D.Joulin	0.917
9	88	E.Burr	1.519
10	56	V.Arnaud	1.568
11	15	C.Stringhetti	1.641
12	62	S.Yamane	1.828
13	92	E.Plaindoux	2.103
14	77	J.Gonzalez	2.390
15	85	J.Martin	3.170
16	35	M.Konuk	12.727
17	8	L.Frieh	12.773
18	46	D.Nowak	13.029
19	28	P.Anastasi	15.921
20	37	J.Belak	27.601

**Lap 6**

1	27	A.Mahendra	12'15.272
2	19	D.Joulin	0.064
3	32	K.Keankum	0.131
4	96	M.Vich	0.177
5	9	E.Ercolani	0.273
6	80	G.Manso	0.328
7	26	K.Fontainha	0.489
8	88	E.Burr	0.593
9	57	T.Buapa	0.711
10	56	V.Arnaud	0.839
11	15	C.Stringhetti	0.965
12	62	S.Yamane	1.121
13	92	E.Plaindoux	1.607
14	77	J.Gonzalez	1.880
15	85	J.Martin	2.014
16	46	D.Nowak	14.953
17	35	M.Konuk	15.034
18	8	L.Frieh	15.083
19	28	P.Anastasi	19.712
20	37	J.Belak	31.415

**Lap 7**

1	9	E.Ercolani	14'17.483
2	56	V.Arnaud	0.184
3	88	E.Burr	0.232
4	96	M.Vich	0.335
5	26	K.Fontainha	0.397
6	15	C.Stringhetti	0.461
7	19	D.Joulin	0.586
8	27	A.Mahendra	0.709
9	32	K.Keankum	0.890
10	80	G.Manso	0.957
11	57	T.Buapa	1.011
12	62	S.Yamane	1.219

13	85	J.Martin	1.335
14	92	E.Plaindoux	1.623
15	77	J.Gonzalez	1.982
16	46	D.Nowak	16.600
17	35	M.Konuk	16.795
18	8	L.Frieh	16.807
19	28	P.Anastasi	22.670
20	37	J.Belak	35.013

**Lap 8**

1	26	K.Fontainha	16'18.863
2	27	A.Mahendra	0.002
3	96	M.Vich	0.222
4	9	E.Ercolani	0.269
5	56	V.Arnaud	0.502
6	88	E.Burr	0.615
7	57	T.Buapa	0.786
8	80	G.Manso	0.903
9	19	D.Joulin	1.000
10	32	K.Keankum	1.180
11	15	C.Stringhetti	1.257
12	62	S.Yamane	1.319
13	92	E.Plaindoux	2.088
14	77	J.Gonzalez	2.356
15	35	M.Konuk	19.661
16	46	D.Nowak	19.722
17	8	L.Frieh	19.766
18	28	P.Anastasi	27.243
19	37	J.Belak	38.882

**Lap 9**

1	27	A.Mahendra	18'20.573
2	80	G.Manso	0.001
3	9	E.Ercolani	0.091
4	26	K.Fontainha	0.158
5	32	K.Keankum	0.190
6	88	E.Burr	0.249
7	19	D.Joulin	0.340
8	96	M.Vich	0.550
9	57	T.Buapa	0.785
10	56	V.Arnaud	0.917
11	15	C.Stringhetti	1.472
12	62	S.Yamane	1.611
13	92	E.Plaindoux	1.953
14	77	J.Gonzalez	2.127
15	35	M.Konuk	21.213
16	46	D.Nowak	21.314
17	8	L.Frieh	21.467
18	28	P.Anastasi	30.979
19	37	J.Belak	41.365

**Lap 10**

1	26	K.Fontainha	20'22.823
2	88	E.Burr	0.007
3	27	A.Mahendra	0.073
4	32	K.Keankum	0.173
5	19	D.Joulin	0.353
6	9	E.Ercolani	0.542
7	80	G.Manso	0.621
8	62	S.Yamane	0.712
9	56	V.Arnaud	0.883
10	96	M.Vich	1.006
11	15	C.Stringhetti	1.217
12	57	T.Buapa	1.424
13	92	E.Plaindoux	1.587
14	77	J.Gonzalez	1.878
15	35	M.Konuk	22.120
16	8	L.Frieh	22.527
17	46	D.Nowak	22.566
18	28	P.Anastasi	34.482
19	37	J.Belak	43.328

**Lap 11**

1	80	G.Manso	22'24.523
2	9	E.Ercolani	0.015
3	26	K.Fontainha	0.110
4	96	M.Vich	0.944
5	19	D.Joulin	1.002
6	32	K.Keankum	1.072
7	56	V.Arnaud	1.080
8	92	E.Plaindoux	1.293
9	88	E.Burr	1.315
10	62	S.Yamane	1.360
11	77	J.Gonzalez	1.595
12	57	T.Buapa	1.652
13	27	A.Mahendra	14.049
14	35	M.Konuk	24.219
15	8	L.Frieh	24.239
16	46	D.Nowak	24.857
17	28	P.Anastasi	39.979
18	37	J.Belak	46.270

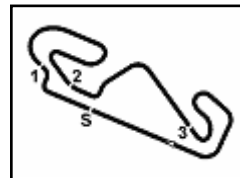
06/05/2023

These data/results cannot be reproduced, stored and/or transmitted in whole or in part by any manner of electronic, mechanical, photocopying, recording, broadcasting or otherwise now known or herein after developed without the previous express consent by the copyright owner, except for reproduction in daily press and regular printed publications on sale to the public within 60 days of the event related to those data/results and always provided that copyright symbol appears together as follows below.

© DORNA WSBK ORGANIZATION Srl 2023

FICR PERUGIA TIMING



**12.1****Yamaha R3  
731/02**

Circuit de Barcelona 4.657 m

**Prosecco DOC Catalunya, 5-7 May 2023  
Lap Chart Race 2****3 / 3****Race Pace Comparison**

	<b>80 Man</b>	<b>9 Erc</b>	<b>26 Fon</b>	<b>96 Vic</b>	<b>19 Jou</b>	<b>32 Kea</b>	<b>56 Arn</b>	<b>92 Pla</b>	<b>88 Bur</b>	<b>57 Bua</b>	<b>62 Yam</b>	<b>77 Gon</b>	<b>27 Mah</b>	<b>35 Kon</b>
1	2'04.905	2'05.167	2'05.235	2'05.041	2'06.529	2'04.927	2'06.853	2'06.342	2'06.396	2'06.478	2'05.639	2'07.665	2'04.877	2'09.521
2	2'02.632	2'02.620	2'01.794	2'01.943	2'01.896	2'02.094	2'01.834	2'02.405	2'01.993	2'01.429	2'01.881	<b>2'01.236</b>	2'02.072	2'04.067
3	2'01.340	2'01.312	2'02.234	2'01.891	2'01.321	2'01.872	2'01.348	2'02.300	2'01.728	2'01.396	2'02.042	2'01.508	2'01.955	2'04.178
4	2'03.135	2'02.812	2'02.577	2'03.597	2'02.045	2'02.896	2'02.680	2'02.188	2'02.980	2'02.886	2'03.479	2'03.391	2'02.813	2'03.910
5	2'01.276	2'01.935	2'01.484	<b>2'01.264</b>	2'02.414	2'02.184	2'02.141	2'02.156	2'01.710	2'01.404	2'02.075	2'01.878	2'01.625	2'04.339
6	2'02.312	2'01.699	2'02.437	2'01.713	2'01.131	2'01.430	<b>2'01.255</b>	2'01.488	<b>2'01.058</b>	2'02.390	<b>2'01.277</b>	2'01.474	2'01.930	2'04.291
7	2'02.840	2'01.938	2'02.119	2'02.369	2'02.733	2'02.970	2'01.556	2'02.227	2'01.850	2'02.511	2'02.309	2'02.313	2'02.920	2'03.972
8	2'01.326	2'01.649	<b>2'00.983</b>	2'01.267	2'01.794	2'01.670	2'01.698	2'01.845	2'01.763	<b>2'01.155</b>	2'01.480	2'01.754	<b>2'00.673</b>	2'04.246
9	<b>2'00.808</b>	2'01.532	2'01.868	2'02.038	<b>2'01.050</b>	<b>2'00.720</b>	2'02.125	2'01.575	2'01.344	2'01.709	2'02.002	2'01.481	2'01.708	2'03.262
10	2'02.870	2'02.701	2'02.092	2'02.706	2'02.263	2'02.233	2'02.216	2'01.884	2'02.008	2'02.889	2'01.351	2'02.001	2'02.323	<b>2'03.157</b>
11	2'01.079	<b>2'01.173</b>	2'01.810	2'01.638	2'02.349	2'02.599	2'01.897	<b>2'01.406</b>	2'03.008	2'01.928	2'02.348	2'01.417	2'15.676	2'03.799

	<b>8 Fri</b>	<b>46 Nov</b>	<b>28 Ana</b>	<b>37 Bel</b>	<b>15 Str</b>	<b>85 Mar</b>
1	2'07.954	2'08.682	2'11.421	2'17.557	2'08.129	2'08.393
2	2'06.925	2'06.259	<b>2'03.778</b>	2'06.216	<b>2'01.233</b>	2'02.191
3	2'04.358	2'04.223	2'04.100	2'06.603	2'01.284	2'02.572
4	<b>2'03.164</b>	2'03.699	2'04.627	2'05.283	2'02.160	2'01.902
5	2'03.660	2'03.454	2'05.283	2'05.230	2'02.123	2'01.400
6	2'04.294	2'03.908	2'05.775	2'05.798	2'01.308	<b>2'00.828</b>
7	2'03.935	2'03.858	2'05.169	2'05.809	2'01.707	2'01.532
8	2'04.339	2'04.502	2'05.953	2'05.249	2'02.176	
9	2'03.411	<b>2'03.302</b>	2'05.446	<b>2'04.193</b>	2'01.925	
10	2'03.310	2'03.502	2'05.753	2'04.213	2'01.995	
11	2'03.412	2'03.991	2'07.197	2'04.642		

06/05/2023

These data/results cannot be reproduced, stored and/or transmitted in whole or in part by any manner of electronic, mechanical, photocopying, recording, broadcasting or otherwise now known or herein after developed without the previous express consent by the copyright owner, except for reproduction in daily press and regular printed publications on sale to the public within 60 days of the event related to those data/results and always provided that copyright symbol appears together as follows below.

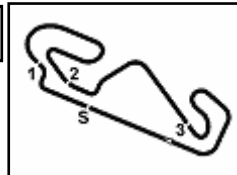
© DORNA WSBK ORGANIZATION Srl 2023

FICR PERUGIA TIMING





12.2

Yamaha R3  
731/02

# Prosecco DOC Catalunya, 5-7 May 2023

## Best Sector & Speed Race 2

Circuit de Barcelona 4.657 m

## RESULTS

			Laps
1	80 G. MANSO	Yamaha R3	11
2	9 E. ERCOLANI	Yamaha R3	0.015
3	26 K. FONTAINHA	Yamaha R3	0.110
4	96 M. VICH	Yamaha R3	0.944
5	19 D. JOULIN	Yamaha R3	1.002
6	32 K. KEANKUM	Yamaha R3	1.072
7	56 V. ARNAUD	Yamaha R3	1.080
8	92 E. PLAINDOUX	Yamaha R3	1.293
9	88 E. BURR	Yamaha R3	1.315
10	57 T. BUAPA	Yamaha R3	1.652
11	62 S. YAMANE	Yamaha R3	1.700
12	77 J. GONZALEZ	Yamaha R3	1.800
13	27 A. MAHENDRA	Yamaha R3	14.049
14	35 M. KONUK	Yamaha R3	24.219
15	8 L. FRIEH	Yamaha R3	24.239
16	46 D. NOWAK	Yamaha R3	24.857
17	28 P. ANASTASI	Yamaha R3	39.979
18	37 J. BELAK	Yamaha R3	46.270
RET	15 C. STRINGHETTI	Yamaha R3	1 Lap
RET	85 J. MARTIN	Yamaha R3	4 Laps

## SPEED

1	62 S. YAMANE	Yamaha R3	199,6
2	15 C. STRINGHETTI	Yamaha R3	198,9
3	92 E. PLAINDOUX	Yamaha R3	198,9
4	56 V. ARNAUD	Yamaha R3	197,8
5	32 K. KEANKUM	Yamaha R3	197,4
6	77 J. GONZALEZ	Yamaha R3	197,1
7	85 J. MARTIN	Yamaha R3	197,1
8	96 M. VICH	Yamaha R3	196,4
9	57 T. BUAPA	Yamaha R3	196,0
10	88 E. BURR	Yamaha R3	196,0
11	19 D. JOULIN	Yamaha R3	195,3
12	9 E. ERCOLANI	Yamaha R3	194,6
13	80 G. MANSO	Yamaha R3	191,2
14	8 L. FRIEH	Yamaha R3	190,8
15	28 P. ANASTASI	Yamaha R3	190,8
16	46 D. NOWAK	Yamaha R3	190,8
17	27 A. MAHENDRA	Yamaha R3	190,5
18	35 M. KONUK	Yamaha R3	188,8
19	26 K. FONTAINHA	Yamaha R3	188,2
20	37 J. BELAK	Yamaha R3	180,9

## SEG. 1

1	27 A. MAHENDRA	22.516
2	15 C. STRINGHETTI	22.526
3	19 D. JOULIN	22.549
4	96 M. VICH	22.579
5	92 E. PLAINDOUX	22.625
6	80 G. MANSO	22.688
7	77 J. GONZALEZ	22.708
8	56 V. ARNAUD	22.722
9	88 E. BURR	22.838
10	9 E. ERCOLANI	22.863
11	85 J. MARTIN	22.870
12	62 S. YAMANE	22.875
13	57 T. BUAPA	22.929
14	32 K. KEANKUM	22.970
15	26 K. FONTAINHA	22.973
16	46 D. NOWAK	23.158
17	35 M. KONUK	23.240
18	8 L. FRIEH	23.474
19	28 P. ANASTASI	23.571
20	37 J. BELAK	23.811

## SEG. 2

1	85 J. MARTIN	36.961
2	27 A. MAHENDRA	36.984
3	80 G. MANSO	36.989
4	9 E. ERCOLANI	36.994
5	19 D. JOULIN	37.044
6	77 J. GONZALEZ	37.048
7	88 E. BURR	37.123
8	26 K. FONTAINHA	37.125
9	32 K. KEANKUM	37.151
10	96 M. VICH	37.163
11	62 S. YAMANE	37.192
12	57 T. BUAPA	37.206
13	92 E. PLAINDOUX	37.216
14	56 V. ARNAUD	37.246
15	15 C. STRINGHETTI	37.256
16	8 L. FRIEH	37.639
17	46 D. NOWAK	37.647
18	35 M. KONUK	37.743
19	37 J. BELAK	37.913
20	28 P. ANASTASI	37.939

## SEG. 3

1	88 E. BURR	25.295
2	27 A. MAHENDRA	25.312
3	96 M. VICH	25.384
4	32 K. KEANKUM	25.388
5	26 K. FONTAINHA	25.428
6	19 D. JOULIN	25.472
7	9 E. ERCOLANI	25.473
8	85 J. MARTIN	25.489
9	57 T. BUAPA	25.514
10	62 S. YAMANE	25.515
11	80 G. MANSO	25.564
12	92 E. PLAINDOUX	25.567
13	77 J. GONZALEZ	25.571
14	15 C. STRINGHETTI	25.576
15	56 V. ARNAUD	25.640
16	8 L. FRIEH	26.002
17	46 D. NOWAK	26.056
18	28 P. ANASTASI	26.155
19	35 M. KONUK	26.209
20	37 J. BELAK	26.243

## SEG. 4

1	62 S. YAMANE	34.838
2	9 E. ERCOLANI	34.918
3	80 G. MANSO	34.942
4	77 J. GONZALEZ	34.942
5	57 T. BUAPA	34.957
6	56 V. ARNAUD	34.966
7	32 K. KEANKUM	34.975
8	15 C. STRINGHETTI	35.015
9	85 J. MARTIN	35.054
10	27 A. MAHENDRA	35.104
11	19 D. JOULIN	35.119
12	26 K. FONTAINHA	35.144
13	96 M. VICH	35.164
14	88 E. BURR	35.176
15	92 E. PLAINDOUX	35.379
16	8 L. FRIEH	35.533
17	28 P. ANASTASI	35.705
18	46 D. NOWAK	35.790
19	37 J. BELAK	35.832
20	35 M. KONUK	35.865

06/05/2023

These data/results cannot be reproduced, stored and/or transmitted in whole or in part by any manner of electronic, mechanical, photocopying, recording, broadcasting or otherwise now known or herein after developed without the previous express consent by the copyright owner, except for reproduction in daily press and regular printed publications on sale to the public within 60 days of the event related to those data/results and always provided that copyright symbol appears together as follows below.

© DORNA WSBK ORGANIZATION Srl 2023

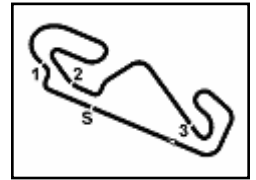
FICR PERUGIA TIMING





12.3

Yamaha R3  
731/02



Circuit de Barcelona 4.657 m

# Prosecco DOC Catalunya, 5-7 May 2023 Chronological Analysis Race 2

Start at 16:36'00.217

1 / 3

1° 80 G. MANSO [2'00.808]							
Lap	Seg1	Seg2	Seg3	Seg4	Lap Time	km/h	Local Time
1		37.471	25.941	35.464	2'04.905	164,4	16:38'05.122
2	24.079	37.743	25.868	<b>34.942</b>	2'02.632	182,1	16:40'07.754
3	23.011	37.075	25.943	35.311	2'01.340	188,8	16:42'09.094
4	24.420	37.758	25.740	35.217	2'03.135	183,7	16:44'12.229
5	22.989	37.258	25.799	35.230	2'01.276	183,4	16:46'13.505
6	24.157	37.008	<b>25.564</b>	35.583	2'02.312	178,2	16:48'15.817
7	23.761	37.413	25.777	35.889	2'02.840	182,4	16:50'18.657
8	23.308	37.024	25.568	35.426	2'01.326	<b>191,2</b>	16:52'19.983
9	22.707	<b>36.989</b>	25.685	35.427	<b>2'00.808</b>	190,5	16:54'20.791
10	23.922	37.487	26.012	35.449	2'02.870	184,3	16:56'23.661
11	<b>22.688</b>	37.656	25.583	35.152	2'01.079	187,8	16:58'24.740
Race Time 22'24.523							

2° 9 E. ERCOLANI [2'01.173]							
Lap	Seg1	Seg2	Seg3	Seg4	Lap Time	km/h	Local Time
1		37.407	25.696	35.241	2'05.167	164,9	16:38'05.384
2	23.436	37.973	26.076	35.135	2'02.620	181,8	16:40'08.004
3	22.923	37.374	25.706	35.309	2'01.312	<b>194,6</b>	16:42'09.316
4	23.685	37.878	25.990	35.259	2'02.812	182,4	16:44'12.128
5	23.548	37.615	25.640	35.132	2'01.935	180,6	16:46'14.063
6	<b>22.863</b>	37.365	25.791	<b>35.680</b>	2'01.699	187,5	16:48'15.762
7	23.716	<b>36.994</b>	25.908	35.320	2'01.938	183,7	16:50'17.700
8	23.658	37.277	25.796	<b>34.918</b>	2'01.649	182,7	16:52'19.349
9	22.950	37.183	25.937	35.462	2'01.532	186,5	16:54'20.881
10	23.916		25.485	35.485	2'02.701	179,7	16:56'23.582
11	22.920	37.617	<b>25.473</b>	35.163	<b>2'01.173</b>	188,5	16:58'24.755
Race Time 22'24.538							

3° 26 K. FONTAINHA [2'00.983]							
Lap	Seg1	Seg2	Seg3	Seg4	Lap Time	km/h	Local Time
1		37.637	25.649	<b>35.144</b>	2'05.235	172,0	16:38'05.452
2	<b>22.973</b>	37.514	25.986	35.321	2'01.794	182,4	16:40'07.246
3	23.788	37.392	25.848	35.206	2'02.234	184,6	16:42'09.480
4	23.224	38.100	25.762	35.491	2'02.577	184,0	16:44'12.057
5	23.487	37.350	25.494	35.153	2'01.484	180,9	16:46'13.541
6	23.899	<b>37.125</b>	25.654	35.759	2'02.437	<b>180,3</b>	16:48'15.978
7	23.544	37.397	25.664	35.514	2'02.119	<b>188,2</b>	16:50'18.097
8	23.049	37.222	25.515	35.197	<b>2'00.983</b>	185,2	16:52'19.080
9	23.778	37.205	<b>25.428</b>	35.457	2'01.868	184,9	16:54'20.948
10	23.472	37.386	25.861	35.373	2'02.092	179,4	16:56'23.040
11	23.425	37.434	25.775	35.176	2'01.810	185,9	16:58'24.850
Race Time 22'24.633							

4° 96 M. VICH [2'01.264]							
Lap	Seg1	Seg2	Seg3	Seg4	Lap Time	km/h	Local Time
1		37.444	25.755	35.385	2'05.041	163,4	16:38'05.258
2	23.272	37.477	25.930	35.264	2'01.943	182,1	16:40'07.201
3	23.485	37.267	25.871	35.268	2'01.891	185,2	16:42'09.092
4	24.138	37.918	25.911	35.630	2'03.597	183,1	16:44'12.689
5	23.238	37.410	25.452	<b>35.164</b>	<b>2'01.264</b>	191,8	16:46'13.953
6	22.762	37.258	26.005	35.688	2'01.713	186,5	16:48'15.666
7	24.037		25.547	35.547	2'02.369	181,2	16:50'18.035
8	23.029	37.362	25.655	35.221	2'01.267	184,0	16:52'19.302
9	23.116	<b>37.163</b>	26.000	35.759	2'02.038	186,5	16:54'21.340
10	22.865	38.179	26.089	35.573	2'02.706	184,9	16:56'24.046
11	<b>22.579</b>	37.664	<b>25.384</b>	36.011	2'01.638	<b>196,4</b>	16:58'25.684
Race Time 22'25.467							

5° 19 D. JOULIN [2'01.050]							
Lap	Seg1	Seg2	Seg3	Seg4	Lap Time	km/h	Local Time
1		37.959	25.731	35.543	2'06.529	171,2	16:38'06.746
2	23.010	37.573	25.868	35.445	2'01.896	188,2	16:40'08.642
3	22.806	37.426	25.737	35.352	2'01.321	193,2	16:42'09.963
4	<b>22.549</b>	38.193	25.738	35.565	2'02.045	<b>195,3</b>	16:44'12.008

5	23.791	37.750	25.639	35.234	2'02.414	187,2	16:46'14.422
6	22.857	<b>37.044</b>	25.603	35.627	2'01.131	<b>195,3</b>	16:48'15.553
7	24.035	37.656	25.606	35.436	2'02.733	182,4	16:50'18.286
8	23.199	37.744	25.732	<b>35.119</b>	2'01.794	187,5	16:52'20.080
9	22.976	37.211	<b>25.472</b>	35.391	<b>2'01.050</b>	194,9	16:54'21.130
10	22.971	37.534	26.089	35.669	2'02.263	185,2	16:56'23.393
11	22.856	38.125	25.513	35.855	2'02.349	186,2	16:58'25.742
Race Time 22'25.525							

6° 32 K. KEANKUM [2'00.720]							
Lap	Seg1	Seg2	Seg3	Seg4	Lap Time	km/h	Local Time
1		37.619	25.749	35.220	2'04.927	162,9	16:38'05.144
2	23.559	37.679	25.743	35.113	2'02.094	184,9	16:40'07.238
3	23.870	37.398	25.629	<b>34.975</b>	2'01.872	184,3	16:42'09.110
4	23.478	38.156	25.861	35.401	2'02.896	185,2	16:44'12.006
5	24.409	<b>37.151</b>	25.488	35.136	2'02.184	178,8	16:46'14.190
6	22.990	37.285	25.606	35.549	2'01.430	185,9	16:48'15.620
7	24.399	37.357	25.551	35.663	2'02.970	185,6	16:50'18.590
8	23.641	37.165	25.624	35.240	2'01.670	189,5	16:52'20.260
9	<b>22.970</b>	37.197	<b>25.388</b>	35.165	<b>2'00.720</b>	<b>197,4</b>	16:54'20.980
10	23.679	37.538	25.577	35.439	2'02.233	179,7	16:56'23.213
11	23.656	37.529	25.555	35.859	2'02.599	181,2	16:58'25.812
Race Time 22'25.595							

7° 56 V. ARNAUD [2'01.255]							
Lap	Seg1	Seg2	Seg3	Seg4	Lap Time	km/h	Local Time
1		37.990	25.848	35.557	2'06.853	170,6	16:38'07.070
2	23.147	37.579	25.763	35.345	2'01.834	193,2	16:40'08.904
3	<b>22.722</b>	37.662	25.740	35.224	2'01.348	<b>197,8</b>	16:42'10.252
4	23.255	37.924	25.957	35.544	2'02.680	193,2	16:44'12.932
5	23.185	37.839	25.787	35.330	2'02.141	194,6	16:46'15.073
6	22.997	<b>37.246</b>	<b>25.640</b>	35.372	<b>2'01.255</b>	188,5	16:48'16.328
7	22.957	37.469	25.646	35.484	2'01.556	189,5	16:50'17.884
8	23.338	37.564	25.667	35.129	2'01.698	186,5	16:52'19.582
9	22.994	37.873	26.292	<b>34.966</b>	2'02.125	189,1	16:54'21.707
10	22.776	37.657	25.911	35.872	2'02.216	193,9	16:56'23.923
11	23.091	37.620	25.730	35.456	2'01.897	193,5	16:58'25.820
Race Time 22'25.603							

8° 92 E. PLAINDOUX [2'01.406]							
Lap	Seg1	Seg2	Seg3	Seg4	Lap Time	km/h	Local Time
1		37.894	25.888	35.911	2'06.342	170,9	16:38'06.559
2	23.449	37.591	25.702	35.663	2'02.405	187,2	16:40'08.964
3	23.492	37.532	25.652	35.624	2'02.300	197,1	16:42'11.264
4	23.127	37.793	25.889	<b>35.379</b>	2'02.188	193,2	16:44'13.452
5	23.316	37.366	26.035	35.439	2'02.156	196,0	16:46'15.608
6	22.903	<b>37.216</b>	25.763	35.606	2'01.488	194,2	16:48'17.096
7	23.122	37.850	25.814	35.441	2'02.227	191,2	16:50'19.323
8	23.025	37.459	25.809	35.552	2'01.845	<b>198,9</b>	16:52'21.168
9	23.027	37.358	25.810	35.380	2'01.575	190,5	16:54'22.743
10	22.737	37.416	25.813	35.918	2'01.884	193,9	16:56'24.627
11	<b>22.625</b>	37.742	<b>25.567</b>	35.472	<b>2'01.406</b>	197,1	16:58'26.033
Race Time 22'25.816							

9° 88 E. BURR [2'01.058]							
Lap	Seg1	Seg2	Seg3	Seg4	Lap Time	km/h	Local Time
1		37.689	25.866	35.800	2'06.396	169,0	16:38'06.613
2	<b>22.838</b>	37.581	26.031	35.543	2'01.993	188,2	16:40'08.606
3	23.226	37.242	25.673	35.587	2'01.728	192,9	16:42'10.334
4	23.338	37.789	26.105	35.748	2'02.980	190,8	16:44'13.314
5	23.274			35.329	2'01.710	<b>196,0</b>	16:46'15.024
6	22.894	37.158	25.551	35.455	<b>2'01.058</b>	192,5	16:48'16.082
7	22.965	37.485	25.820	35.580	2'01.850	190,1	16:50'17.932
8	23.812	<b>37.123</b>	25.652	<b>35.176</b>	2'01.763	185,2	16:52'19.695
9	22.866	37.602	<b>25.295</b>	35.581	2'01.344	191,2	16:54'21.039
10	23.249	37.572	25.835	35.352	2'02.008	185,6	16:56'23.047

06/05/2023

P = Pits In/Dut - C = Lap Time Cancelled

These data/results cannot be reproduced, stored and/or transmitted in whole or in part by any manner of electronic, mechanical, photocopying, recording, broadcasting or otherwise now known or herein after developed without the previous express consent by the copyright owner, except for reproduction in daily press and regular printed publications on sale to the public within 60 days of the event related to those data/results and always provided that copyright symbol appears together as follows below.

© DORNA WSBK ORGANIZATION Srl 2023

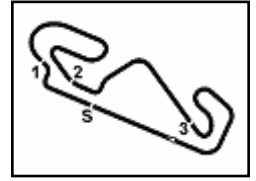
FICR PERUGIA TIMING





12.3

Yamaha R3  
731/02



# Prosecco DOC Catalunya, 5-7 May 2023

## Chronological Analysis Race 2

Circuit de Barcelona 4.657 m

Start at 16:36'00.217

2 / 3

11	23.646	37.804	25.627	35.931	2'03.008	184,0	16:58'26.055	3	23.579	37.848	26.499	36.252	2'04.178	182,1	16:42'17.983
								4	23.515	37.774	26.517	36.104	2'03.910	182,1	16:44'21.893
								5	23.664	38.016	26.501	36.158	2'04.339	181,2	16:46'26.232
								6	23.506	38.010	26.548	36.227	2'04.291	183,1	16:48'30.523
								7	23.308	37.964	26.336	36.364	2'03.972	184,0	16:50'34.495
								8	23.612	38.198	26.298	36.138	2'04.246	184,0	16:52'38.741
								9	23.345	37.780	<b>26.209</b>	35.928	2'03.262	<b>188,8</b>	16:54'42.003
								10	<b>23.240</b>	37.755	26.232	35.930	<b>2'03.157</b>	188,2	16:56'45.160
								11	23.762	<b>37.743</b>	26.429	<b>35.865</b>	2'03.799	179,1	16:58'48.959
								Race Time 22'25.838							

10° 57 T. BUAPA (2'01.155)							
Lap	Seg1	Seg2	Seg3	Seg4	Lap Time	km/h	Local Time
1		37.836	25.774	35.639	2'06.478	165,4	16:38'06.695
2	22.974	37.591	25.741	35.123	2'01.429	187,8	16:40'08.124
3	23.103	37.459	25.660	35.174	2'01.396	194,9	16:42'09.520
4	22.970	38.588	25.821	35.507	2'02.886	184,6	16:44'12.406
5	23.069	37.304	<b>25.514</b>	35.517	2'01.404	186,2	16:46'13.810
6	23.786	37.330	25.645	35.629	2'02.390	179,1	16:48'16.200
7	23.644	37.751	25.582	35.534	2'02.511	190,8	16:50'18.711
8	23.176	<b>37.206</b>	25.539	35.234	<b>2'01.155</b>	193,2	16:52'19.866
9	23.285	37.434	25.800	35.190	2'01.709	187,2	16:54'21.575
10	23.457	37.677	25.873	35.882	2'02.889	189,8	16:56'24.464
11	<b>22.929</b>	37.830	26.212	<b>34.957</b>	2'01.928	<b>196,0</b>	16:58'26.392
Race Time 22'26.175							

11° 62 S. YAMANE (2'01.277)							
Lap	Seg1	Seg2	Seg3	Seg4	Lap Time	km/h	Local Time
1		37.608	25.530	35.502	2'05.639	163,9	16:38'05.856
2	23.247	37.768	26.020	34.846	2'01.881	192,2	16:40'07.737
3	23.620	37.435	25.817	35.170	2'02.042	187,2	16:42'09.779
4	23.218	38.288	26.169	35.804	2'03.479	190,5	16:44'13.258
5	23.667	37.224	26.137	35.047	2'02.075	<b>199,6</b>	16:46'15.333
6	23.045	<b>37.192</b>	25.681	35.359	<b>2'01.277</b>	190,8	16:48'16.610
7	23.442	37.693	<b>25.515</b>	35.659	2'02.309	192,5	16:50'18.919
8	23.120	37.372	26.150	<b>34.838</b>	2'01.480	198,2	16:52'20.399
9	<b>22.875</b>	37.427	26.601	35.099	2'02.002	197,8	16:54'22.401
10	23.058	37.241	25.809	35.243	2'01.351	190,1	16:56'23.752
11	23.185	37.915	26.220	35.028	2'02.348	187,5	16:58'26.100
Race Time 22'25.883 + 0.340Pen							

12° 77 J. GONZALEZ (2'01.236)							
Lap	Seg1	Seg2	Seg3	Seg4	Lap Time	km/h	Local Time
1		37.919	26.170	35.849	2'07.665	171,7	16:38'07.882
2	23.085	<b>37.048</b>	25.765	35.338	<b>2'01.236</b>	186,9	16:40'09.118
3	22.896	37.465	<b>25.571</b>	35.576	2'01.508	188,8	16:42'10.626
4	23.142	38.125	26.216	35.908	2'03.391	196,0	16:44'14.017
5	23.120	37.253	26.095	35.410	2'01.878	191,8	16:46'15.895
6	22.977	37.147	25.672	35.678	2'01.474	196,4	16:48'17.369
7	22.862	37.951	25.817	35.683	2'02.313	<b>197,1</b>	16:50'19.682
8	23.150	37.279	25.958	35.367	2'01.754	195,7	16:52'21.436
9	<b>22.708</b>	37.123	26.205	35.445	2'01.481	195,7	16:54'22.917
10	22.953	37.214	25.968	35.866	2'02.001	195,7	16:56'24.918
11	22.889	37.485	26.101	<b>34.942</b>	2'01.417	194,9	16:58'26.335
Race Time 22'26.118 + 0.205Pen							

13° 27 A. MAHENDRA (2'00.673)							
Lap	Seg1	Seg2	Seg3	Seg4	Lap Time	km/h	Local Time
1		37.457	25.908	35.393	2'04.877	158,8	16:38'05.094
2	23.777	37.341	25.757	35.197	2'02.072	181,5	16:40'07.166
3	23.379	37.188	26.047	35.341	2'01.955	181,8	16:42'09.121
4	24.007	37.499	25.895	35.412	2'02.813	179,7	16:44'11.934
5	24.000	37.209	<b>25.312</b>	<b>35.104</b>	2'01.625	179,1	16:46'13.559
6	23.425	37.027	25.940	35.538	2'01.930	183,7	16:48'15.489
7	24.193	37.344	25.849	35.534	2'02.920	181,5	16:50'18.409
8	<b>22.516</b>	37.181	25.871	35.105	<b>2'00.673</b>	<b>190,5</b>	16:52'19.082
9	23.807	<b>36.984</b>	25.579	35.338	2'01.708	180,9	16:54'20.790
10	23.997	37.095	25.868	35.363	2'02.323	186,2	16:56'23.113
11	23.606	38.032	38.437	35.601	2'15.676	183,4	16:58'38.789
Race Time 22'38.572							

14° 35 M. KONUK (2'03.157)							
Lap	Seg1	Seg2	Seg3	Seg4	Lap Time	km/h	Local Time
1		37.832	26.389	37.402	2'09.521	172,2	16:38'09.738
2	23.447	37.838	26.375	36.407	2'04.067	184,9	16:40'13.805

15° 8 L. FRIEH (2'03.164)								
Lap	Seg1	Seg2	Seg3	Seg4	Lap Time	km/h	Local Time	
1			38.148	26.709	35.847	2'07.954	168,8	16:38'08.171
2	26.342	38.377	26.310	35.896	2'06.925	<b>190,8</b>	16:40'15.096	
3	23.832	37.951	26.242	36.333	2'04.358	188,5	16:42'19.454	
4	23.512	37.734	26.255	35.663	<b>2'03.164</b>	183,1	16:44'22.618	
5	<b>23.474</b>	37.675	26.377	36.134	2'03.660	185,6	16:46'26.278	
6	23.695	38.055	26.297	36.247	2'04.294	181,8	16:48'30.572	
7	23.699	37.937	<b>26.002</b>	36.297	2'03.935	184,3	16:50'34.507	
8	23.930	38.008	26.621	35.780	2'04.339	187,8	16:52'38.846	
9	23.674	<b>37.639</b>	26.159	35.939	2'03.411	183,7	16:54'42.257	
10	23.495	37.883	26.168	35.764	2'03.310	184,6	16:56'45.567	
11	23.648	37.741	26.490	<b>35.533</b>	2'03.412	189,8	16:58'48.979	
Race Time 22'48.762								

16° 46 D. NOWAK (2'03.302)								
Lap	Seg1	Seg2	Seg3	Seg4	Lap Time	km/h	Local Time	
1			38.160	26.357	36.171	2'08.682	173,6	16:38'08.899
2	25.961	38.214	26.084	36.000	2'06.259	185,6	16:40'15.158	
3	23.812	38.051	<b>26.056</b>	36.304	2'04.223	187,5	16:42'19.381	
4	23.447	38.130	26.142	35.980	2'03.699	186,2	16:44'23.080	
5	23.188	37.752	26.287	36.227	2'03.454	<b>190,8</b>	16:46'26.534	
6	<b>23.158</b>	38.237	26.290	36.223	2'03.908	188,2	16:48'30.442	
7	23.556	37.915	26.197	36.190	2'03.858	181,8	16:50'34.300	
8	23.637	38.311	26.323	36.231	2'04.502	183,4	16:52'38.802	
9	23.490	37.752	26.160	35.900	<b>2'03.302</b>	183,7	16:54'42.104	
10	23.789	<b>37.647</b>	26.276	<b>35.790</b>	2'03.502	183,1	16:56'45.606	
11	23.221	38.051	26.550	36.169	2'03.991	188,8	16:58'49.597	
Race Time 22'49.380								

17° 28 P. ANASTASI (2'03.778)								
Lap	Seg1	Seg2	Seg3	Seg4	Lap Time	km/h	Local Time	
1			38.639	26.941	36.730	2'11.421	171,2	16:38'11.638
2	23.852	<b>37.939</b>	<b>26.155</b>	35.832	<b>2'03.778</b>	183,4	16:40'15.416	
3	23.622	38.554	26.219	<b>35.705</b>	2'04.100	<b>190,8</b>	16:42'19.516	
4	<b>23.571</b>	38.505	26.474	36.077	2'04.627	184,9	16:44'24.143	
5	23.813	38.256	26.830	36.384	2'05.283	184,6	16:46'29.426	
6	24.142	38.294	26.684	36.655	2'05.775	182,1	16:48'35.201	
7	23.911	38.299	26.837	36.122	2'05.169	181,2	16:50'40.370	
8	23.933	38.567	26.823	36.630	2'05.953	180,3	16:52'46.323	
9	23.985	38.484	26.632	36.345	2'05.446	179,4	16:54'51.769	
10	24.255	38.428	26.657	36.413	2'05.753	178,5	16:56'57.522	
11	24.193	38.263	27.824	36.917	2'07.197	177,6	16:59'04.719	
Race Time 23'04.502								

18° 37 J. BELAK (2'04.193)								
Lap	Seg1	Seg2	Seg3	Seg4	Lap Time	km/h	Local Time	
1			44.890	27.694	36.568	2'17.557	170,6	16:38'17.774
2	24.182	38.696	26.875	36.463	2'06.216	180,0	16:40'23.990	
3	24.897	38.604	26.683	36.419	2'06.603	180,0	16:42'30.593	
4	23.853	38.529	26.609	36.292	2'05.283	180,3	16:44'35.876	
5	24.043	38.353	26.712	36.122	2'05.230	<b>180,9</b>	16:46'41.106	
6	24.381	38.319	26.775	36.323	2'05.798	180,0	16:48'46.904	
7	24.114	38.502	26.880	36.313	2'05.809	179,7	16:50'52.713	
8	23.957	38.462	26.818	36.012	2'05.249	180,6	16:52'57.962	

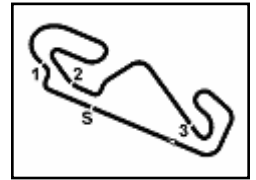
06/05/2023 P = Pits In/Dut - C = Lap Time Cancelled

These data/results cannot be reproduced, stored and/or transmitted in whole or in part by any manner of electronic, mechanical, photocopying, recording, broadcasting or otherwise now known or herein after developed without the previous express consent by the copyright owner, except for reproduction in daily press and regular printed publications on sale to the public within 60 days of the event related to those data/results and always provided that copyright symbol appears together as follows below.

© DORNA WSBK ORGANIZATION Srl 2023

FICR PERUGIA TIMING



**12.3****Yamaha R3  
731/02**

Circuit de Barcelona 4.657 m

**3 / 3**

## Prosecco DOC Catalunya, 5-7 May 2023 Chronological Analysis Race 2

Start at 16:36'00.217

9	<b>23.811</b>	38.083	<b>26.243</b>	36.056	<b>2'04.193</b>	180,0	16:55'02.155
10	23.876	37.984	26.449	35.904	2'04.213	178,5	16:57'06.368
11	23.899	<b>37.913</b>	26.998	<b>35.832</b>	2'04.642	178,8	16:59'11.010

Race Time 23'10.793

RET	15 C. STRINGHETTI [2'01.233]						
Lap	Seg.1	Seg.2	Seg.3	Seg.4	Lap Time	km/h	Local Time
1		37.837	26.393	35.863	2'08.129	172,0	16:38'08.346
2	22.851	<b>37.256</b>	25.690	35.436	<b>2'01.233</b>	192,9	16:40'09.579
3	22.850	37.317	25.693	35.424	2'01.284	194,2	16:42'10.863
4	23.004	37.789	25.977	35.390	2'02.160	<b>198,9</b>	16:44'13.023
5	23.551	37.491	25.998	35.083	2'02.123	196,4	16:46'15.146
6	22.737	37.637	<b>25.576</b>	35.358	2'01.308	189,8	16:48'16.454
7	<b>22.526</b>	37.403	26.060	35.718	2'01.707	193,5	16:50'18.161
8	23.610	37.829	25.722	<b>35.015</b>	2'02.176	184,6	16:52'20.337
9	23.108	37.414	26.342	35.061	2'01.925	196,7	16:54'22.262
10	22.957	37.385	25.987	35.666	2'01.995	189,8	16:56'24.257

Race Time 20'24.040

RET	85 J. MARTIN [2'00.828]						
Lap	Seg.1	Seg.2	Seg.3	Seg.4	Lap Time	km/h	Local Time
1		38.248	26.171	35.812	2'08.393	168,5	16:38'08.610
2	23.199	37.355	26.123	35.514	2'02.191	186,9	16:40'10.801
3	23.326	37.381	26.401	35.464	2'02.572	184,0	16:42'13.373
4	23.340	37.246	25.977	35.339	2'01.902	183,4	16:44'15.275
5	23.275	37.274	25.797	<b>35.054</b>	2'01.400	184,9	16:46'16.675
6	23.047	<b>36.961</b>	25.712	35.108	<b>2'00.828</b>	186,9	16:48'17.503
7	<b>22.870</b>	37.470	<b>25.489</b>	35.703	2'01.532	194,2	16:50'19.035

Race Time 14'18.818

06/05/2023 P = Pits In/Dut - C = Lap Time Cancelled

These data/results cannot be reproduced, stored and/or transmitted in whole or in part by any manner of electronic, mechanical, photocopying, recording, broadcasting or otherwise now known or herein after developed without the previous express consent by the copyright owner, except for reproduction in daily press and regular printed publications on sale to the public within 60 days of the event related to those data/results and always provided that copyright symbol appears together as follows below.

© DORNA WSBK ORGANIZATION Srl 2023

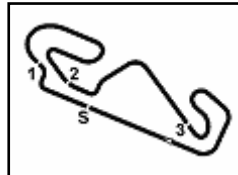
FICR PERUGIA TIMING





12.4

Yamaha R3  
731/02



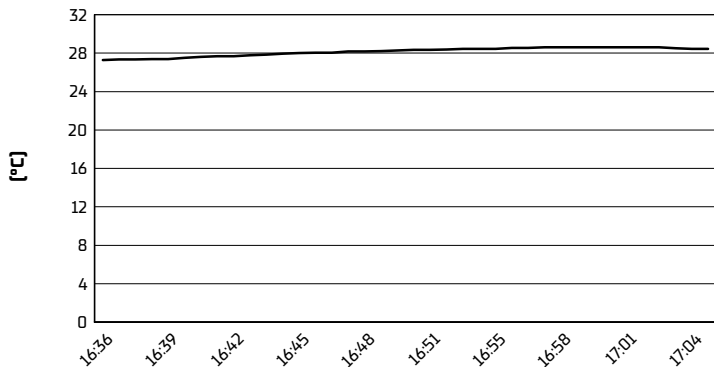
Circuit de Barcelona 4.657 m

# Prosecco DOC Catalunya, 5-7 May 2023

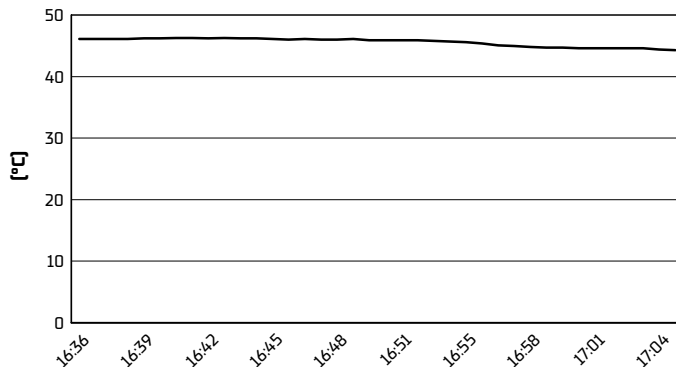
## Weather Report Race 2

Session started 16:36 - Session ended 17:05

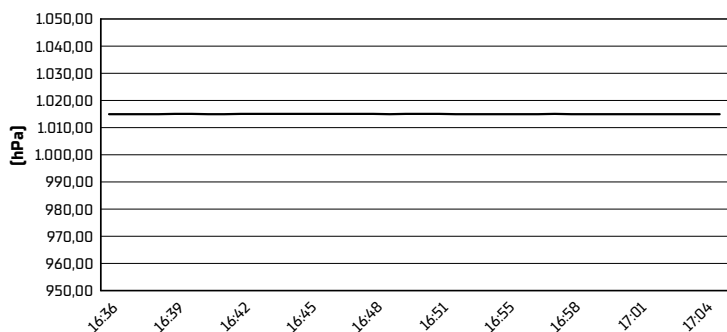
### Air Temperature



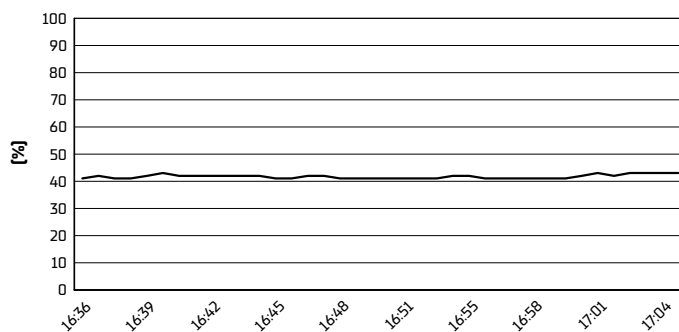
### Track Temperature



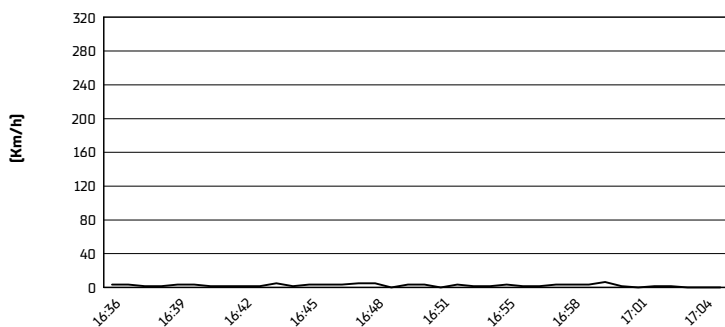
### Air Pressure



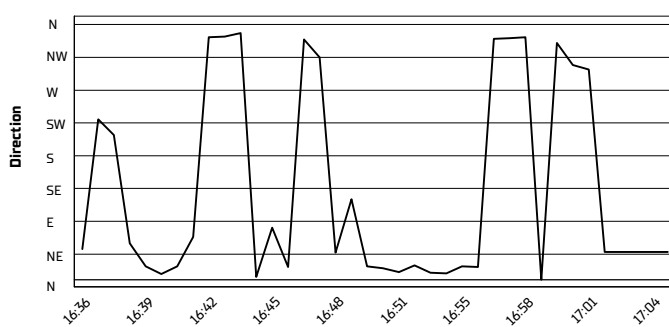
### Humidity



### Wind Speed



### Wind Direction



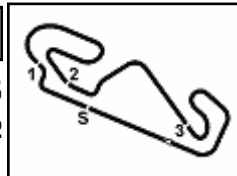
06/05/2023

These data/results cannot be reproduced, stored and/or transmitted in whole or in part by any manner of electronic, mechanical, photocopying, recording, broadcasting or otherwise now known or herein after developed without the previous express consent by the copyright owner, except for reproduction in daily press and regular printed publications on sale to the public within 60 days of the event related to those data/results and always provided that copyright symbol appears together as follows below.

© DORNA WSBK ORGANIZATION Srl 2023

FICR PERUGIA TIMING



**12.5****Yamaha R3  
731/02**

## Prosecco DOC Catalunya, 5-7 May 2023 Best Laps & Speed

Circuit de Barcelona 4.657 m

No.	Rider Bike	Nat	Best Lap		FP		SP		RC1		RC2							
			LL	SPD	LL	SPD	LL	SPD	LL	SPD	LL	SPD						
1	<b>80 G. MANSO</b> Yamaha R3	BRA	<b>2'00.335</b> 47 191,1		2'03.006 13 189,1		2'02.145 12 <b>191,1</b>		<b>2'00.335</b> 11 190,8		2'00.808 11 <b>191,1</b>							
2	<b>26 K. FONTAINHA</b> Yamaha R3	BRA	<b>2'00.449</b> 47 193,2		2'02.564 13 189,1		2'02.594 12 191,4		<b>2'00.449</b> 11 <b>193,2</b>		2'00.983 11 188,1							
3	<b>32 K. KEANKUM</b> Yamaha R3	THA	<b>2'00.475</b> 49 197,4		2'01.461 14 194,6		2'02.240 13 189,1		<b>2'00.475</b> 11 196,7		2'00.720 11 <b>197,4</b>							
4	<b>9 E. ERCOLANI</b> Yamaha R3	ITA	<b>2'00.596</b> 49 194,6		2'00.973 14 189,1		2'02.111 13 182,7		<b>2'00.596</b> 11 190,8		2'01.173 11 <b>194,6</b>							
5	<b>19 D. JOULIN</b> Yamaha R3	FRA	<b>2'00.610</b> 46 196,7		2'01.746 13 188,8		2'02.912 11 184,9		<b>2'00.610</b> 11 <b>196,7</b>		2'01.050 11 195,3							
6	<b>27 A. MAHENDRA</b> Yamaha R3	INA	<b>2'00.673</b> 47 192,8		2'01.106 13 <b>192,8</b>		2'01.047 12 188,8		2'01.007 11 188,4		<b>2'00.673</b> 11 190,4							
7	<b>96 M. VICH</b> Yamaha R3	ESP	<b>2'00.823</b> 45 196,3		2'02.134 10 193,5		2'01.510 13 193,2		<b>2'00.823</b> 11 193,9		2'01.264 11 <b>196,3</b>							
8	<b>85 J. MARTIN</b> Yamaha R3	AUS	<b>2'00.828</b> 45 197,0		2'05.239 13 186,8		2'03.849 14 184,3		2'02.286 11 188,8		<b>2'00.828</b> 7 <b>197,0</b>							
9	<b>15 C. STRINGHETTI</b> Yamaha R3	ITA	<b>2'00.883</b> 48 198,9		2'03.371 13 190,4		2'02.961 14 187,5		<b>2'00.883</b> 11 193,9		2'01.233 10 <b>198,9</b>							
10	<b>88 E. BURR</b> Yamaha R3	BRA	<b>2'00.919</b> 47 198,5		2'03.259 13 187,8		2'02.886 12 194,2		<b>2'00.919</b> 11 <b>198,5</b>		2'01.058 11 196,0							
11	<b>62 S. YAMANE</b> Yamaha R3	JPN	<b>2'00.965</b> 47 199,6		2'01.509 14 186,2		2'02.212 11 191,8		<b>2'00.965</b> 11 195,3		2'01.277 11 <b>199,6</b>							
12	<b>57 T. BUAPA</b> Yamaha R3	THA	<b>2'01.155</b> 46 196,0		2'01.619 14 193,2		2'02.550 12 192,1		2'01.351 9 195,6		<b>2'01.155</b> 11 <b>196,0</b>							
13	<b>56 V. ARNAUD</b> Yamaha R3	FRA	<b>2'01.187</b> 49 197,8		2'02.817 14 193,9		2'02.858 13 191,8		<b>2'01.187</b> 11 197,0		2'01.255 11 <b>197,8</b>							
14	<b>77 J. GONZALEZ</b> Yamaha R3	COL	<b>2'01.236</b> 40 197,0		2'03.285 13 189,8		2'03.055 12 186,5		2'02.694 4 194,6		<b>2'01.236</b> 11 <b>197,0</b>							
15	<b>92 E. PLAINDOUX</b> Yamaha R3	FRA	<b>2'01.406</b> 37 198,9		2'03.945 13 188,4		2'02.773 13 190,1				<b>2'01.406</b> 11 <b>198,9</b>							
16	<b>8 L. FRIEH</b> Yamaha R3	FRA	<b>2'02.339</b> 46 193,9		2'05.255 12 188,4		2'02.944 12 <b>193,9</b>		<b>2'02.339</b> 11 191,1		2'03.164 11 190,8							
17	<b>46 D. NOWAK</b> Yamaha R3	POL	<b>2'02.672</b> 38 191,4		2'03.895 13 188,8		2'03.380 3 185,8		<b>2'02.672</b> 11 <b>191,4</b>		2'03.302 11 190,8							
18	<b>35 M. KONUK</b> Yamaha R3	TUR	<b>2'02.733</b> 49 193,9		2'06.630 13 182,1		2'02.982 14 187,8		<b>2'02.733</b> 11 <b>193,9</b>		2'03.157 11 188,8							
19	<b>28 P. ANASTASI</b> Yamaha R3	SUI	<b>2'03.778</b> 48 190,8		2'07.413 13 186,8		2'04.182 13 189,4		2'06.876 11 182,7		<b>2'03.778</b> 11 <b>190,8</b>							
20	<b>37 J. BELAK</b> Yamaha R3	POL	<b>2'04.193</b> 48 186,8		2'06.289 13 183,0		2'04.729 13 182,4		2'04.894 11 <b>186,8</b>		<b>2'04.193</b> 11 180,9							

06/05/2023

These data/results cannot be reproduced, stored and/or transmitted in whole or in part by any manner of electronic, mechanical, photocopying, recording, broadcasting or otherwise now known or herein after developed without the previous express consent by the copyright owner, except for reproduction in daily press and regular printed publications on sale to the public within 60 days of the event related to those data/results and always provided that copyright symbol appears together as follows below.

© DORNA WSBK ORGANIZATION Srl 2023

FICR PERUGIA TIMING

