

Acerbis Czech Round, 28-30 July 2023

Results Tissot Superpole Race

Laps 10 = 42,120 Km - Time of Race 15'22.383 - Avg. 164,392 km/h

1 / 2

Pos	Grid	No. Rider	Nat	Team	Bike	Class	LL	Gap	Rel.	Fastest Lap	Speed	Qualifying	Speed
1	1	54 T. RAZGATLIOGLU	TUR	Pata Yamaha Prometeon WorldSBK	Yamaha YZF R1		10			1'31.254	296,0	1'30.801	292,8
2	5	65 J. REA	GBR	Kawasaki Racing Team WorldSBK	Kawasaki ZX-10RR		10	1.203	1.203	1'31.404	298,4	1'31.458	293,6
3	14	1 A. BAUTISTA	ESP	Aruba.it Racing - Ducati	Ducati Panigale V4R		10	2.968	1.765	1'31.657	304,2	1'32.177	297,6
4	4	47 A. BASSANI	ITA	Motocorsa Racing	Ducati Panigale V4R	IND	10	3.180	0.212	1'31.719	296,8	1'31.430	293,6
5	8	21 M. RINALDI	ITA	Aruba.it Racing - Ducati	Ducati Panigale V4R		10	5.310	2.130	1'31.882	298,4	1'31.715	293,6
6	3	87 R. GARDNER	AUS	GYTR GRT Yamaha WorldSBK Team	Yamaha YZF R1	IND	10	8.205	2.895	1'32.045	297,6	1'31.419	291,2
7	12	22 A. LOWES	GBR	Kawasaki Racing Team WorldSBK	Kawasaki ZX-10RR		10	8.375	0.170	1'32.050	300,0	1'31.951	294,4
8	2	9 D. PETRUCCI	ITA	Barni Spark Racing Team	Ducati Panigale V4R	IND	10	9.021	0.646	1'31.750	300,8	1'31.261	293,6
9	6	31 G. GERLOFF	USA	Bonovo Action BMW	BMW M1000 RR	IND	10	10.165	1.144	1'32.151	302,5	1'31.659	296,8
10	11	7 I. LECUONA	ESP	Team HRC	Honda CBR1000 RR-R		10	13.017	2.852	1'32.387	302,5	1'31.931	300,8
11	10	77 D. AEGERTER	SUI	GYTR GRT Yamaha WorldSBK Team	Yamaha YZF R1	IND	10	14.448	1.431	1'32.738	296,0	1'31.822	292,8
12	13	76 L. BAZ	FRA	Bonovo Action BMW	BMW M1000 RR	IND	10	14.749	0.301	1'32.712	300,8	1'32.037	298,4
13	15	45 S. REDDING	GBR	ROKIT BMW Motorrad WorldSBK Team	BMW M1000 RR		10	17.880	3.131	1'32.630	298,4	1'32.253	295,2
14	18	60 M. VAN DER MARK	NED	ROKIT BMW Motorrad WorldSBK Team	BMW M1000 RR		10	20.022	2.142	1'32.923	299,2	1'33.175	294,4
15	20	53 T. RABAT	ESP	Kawasaki Puccetti Racing	Kawasaki ZX-10RR	IND	10	27.182	7.160	1'33.698	296,0	1'33.440	290,5
16	19	32 I. VINALES	ESP	TPR Team Pedercini Racing	Kawasaki ZX-10RR	IND	10	28.010	0.828	1'33.938	287,4	1'33.297	285,2
17	17	51 E. GRANADO	BRA	PETRONAS MIE Racing Honda Team	Honda CBR1000 RR-R	IND	10	28.264	0.254	1'33.725	296,8	1'32.953	295,2
18	21	20 R. TAMBURINI	ITA	Yamaha Motox Racing WorldSBK Team	Yamaha YZF R1	IND	10	31.741	3.477	1'34.216	290,5	1'33.575	290,5
19	22	38 H. SOOMER	EST	PETRONAS MIE Racing Honda Team	Honda CBR1000 RR-R	IND	10	38.884	7.143	1'34.945	291,2	1'33.662	286,7
20	23	52 D. KONIG	CZE	Orelac Racing MOVISIO	Kawasaki ZX-10RR	IND	10	55.685	16.801	1'34.635	285,9	1'34.939	286,7
21	24	5 P. OETTL	GER	Team GoEleven	Ducati Panigale V4R	IND	8	2 Laps	2 Laps	1'32.580	296,8		292,8
-----Not Classified-----													
RET	9	97 X. VIERGE	ESP	Team HRC	Honda CBR1000 RR-R		0					1'31.813	298,4
RET	7	55 A. LOCATELLI	ITA	Pata Yamaha Prometeon WorldSBK	Yamaha YZF R1		0					1'31.680	293,6
RET	16	34 L. BALDASSARRI	ITA	GMT94 Yamaha	Yamaha YZF R1	IND	0					1'32.713	290,5

AIR	Humidity:	83%	Temp:	20°C
TRACK	Condition:	Dry	Temp:	25°C

Records	Pole [SP]	2023	T.Razgatioglu	1'30.801	166,994 Km/h
	Race [SPRC]	2022	T.Razgatioglu	1'31.180	166,300 Km/h
	All Times [SP]	2023	T.Razgatioglu	1'30.801	166,994 Km/h
Race Fastest Lap		Lap 3	T.Razgatioglu	1'31.254	166,165 Km/h

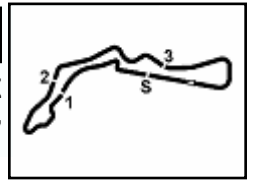
LAP LEADERS				
No. Rider	From	To	Laps	Total
47 A. BASSANI	1	3	3	3
54 T. RAZGATLIOGLU	4	5	2	
65 J. REA	6	6	1	1
54 T. RAZGATLIOGLU	7	10	4	6

TOTAL LEADER LAPS	
No. Rider	Laps
1 A. BAUTISTA	232
54 T. RAZGATLIOGLU	61
65 J. REA	47
47 A. BASSANI	13
21 M. RINALDI	12
55 A. LOCATELLI	8

30/07/2023 Start 11:00 End 11:17 The results are provisional until the end of the time limit for protests and appeals and the completion of the technical checks.

These data/results cannot be reproduced, stored and/or transmitted in whole or in part by any manner of electronic, mechanical, photocopying, recording, broadcasting or otherwise now known or herein after developed without the previous express consent by the copyright owner, except for reproduction in daily press and regular printed publications on sale to the public within 60 days of the event related to those data/results and always provided that copyright symbol appears together as follows below.

© DORNA WSBK ORGANIZATION Srl 2023



Acerbis Czech Round, 28-30 July 2023

Results Tissot Superpole Race

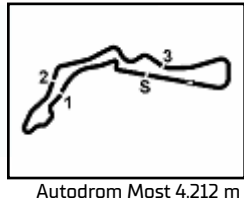
Race Highlights

Time	No. Rider	Description
10.45.00		Sighting Lap Started
10.57.49		Warm-up Lap Started
11.00.16		Start
11.00.40	5 P. DETTL	Crashed - Turn 1
11.00.41	34 L. BALDASSARRI	Crashed - Turn 1
11.00.41	52 O. KONIG	Crashed - Turn 1
11.00.48	52 O. KONIG	Re-joined
11.00.57	55 A. LOCATELLI	Crashed - Turn 7
11.01.05	5 P. DETTL	Re-joined
11.01.25	97 X. VIERGE	Crashed - Turn 15
11.02.03	34 L. BALDASSARRI	Not Actively Competing
11.02.07	55 A. LOCATELLI	Not Actively Competing
11.02.11	97 X. VIERGE	Not Actively Competing
11.02.35	5 P. DETTL	Entered Pits
11.02.56		No Jump Starts
11.04.44	5 P. DETTL	Exited Pits
11.10.55	45 S. REDDING	Course Cutting at Turn 1 Under Investigation
11.16.01	45 S. REDDING	3" penalty for course cutting with advantage
11.17.39		End Of Session

30/07/2023 Start End The results are provisional until the end of the time limit for protests and appeals and the completion of the technical checks.

These data/results cannot be reproduced, stored and/or transmitted in whole or in part by any manner of electronic, mechanical, photocopying, recording, broadcasting or otherwise now known or herein after developed without the previous express consent by the copyright owner, except for reproduction in daily press and regular printed publications on sale to the public within 60 days of the event related to those data/results and always provided that copyright symbol appears together as follows below.

© DORNA WSBK ORGANIZATION Srl 2023



Acerbis Czech Round, 28-30 July 2023 Championship Standings

1 / 2

Points	Points From First	Points From Previous	February 26 PHILLIP ISLAND		March 5 MANDALIKA		April 23 ASSEN		May 7 BARCELONA		June 4 MISANO		July 2 DONINGTON PARK		July 16 IMOLA		July 30 MOST		September 10 MAGNY-COURS		September 24 ARAGON		October 1 PORTIMAO		TBA		
			1	2	1	2	1	2	1	2	1	2	1	2	1	2	1	2	1	2	1	2	1	2	1	2	1
1	BAUTISTA Alvaro (ESP)	402	25	25	25	25	25	25	25	25	25	25	25	25	25	25	4										
2	RAZGATLIOGLU Toprak (TUR)	353 49	16	20	20	16	20	20	20	16	20	20	20	20	20	25	20										
3	REA Jonathan (GBR)	235 167 118	20	8	7	20	16	11	11	13	16	11	16	16	25												
4	LOCATELLI Andrea (ITA)	218 184 17	13	16	16	11	13	16	13	9	4	10	11	8	13	13	10										
5	BASSANI Axel (ITA)	194 208 24	11	13	13	8	11	11	9	5	13	16	9	9	9	20	9										
6	RINALDI Michael Ruben (ITA)	136 266 58	2	20	13	1	6	16	20	2	7	3	11	11	2												
7	PETRUCCI Danilo (ITA)	135 267 1	8	7	11	10	7	8	4		9	13	16	10	7	16											
8	LOWES Alex (GBR)	119 283 16	6	6	3	9	7	13	9	4	10	10	7	7	7												
9	AEGERTER Dominique (SUI)	109 293 10	3	9	8	4	10	13	11	8	10	5	4	5	4	8											
10	VIERGE Xavi (ESP)	98 304 11	9	5	9	16	5	1	8	10	6	11	5	4	2												
11	REDDING Scott (GBR)	91 311 7	7	3	6	6	9		5	2	8	13	6	8	13												
12	GARDNER Remy (AUS)	88 314 3	4	6	9	8	10	6	3	7	6	6	4	5	5	5	4										
13	LECUONA Iker (ESP)	83 319 5	10	10	4	7		10	7	8		2	6	11													
14	GERLOFF Garrett (USA)	68 334 15	6	2	2	5	4	4	7	6	3	8	7	3	3	1											
15	OETTL Philipp (GER)	53 349 15	5	11	3	2	5	5	2	2	7	6	1														
16	BAZ Loris (FRA)	36 366 17	1	5				3		4			8	9	6												
17	VAN DER MARK Michael (NED)	22 380 14	4	10	2	3									3												
18	RAY Bradley (GBR)	19 383 3						4	1			3	1	10													
19	SYKES Tom (GBR)	11 391 8					1				3	7															
20	BALDASSARRI Lorenzo (ITA)	9 393 2			1	2	3			1	2																
21	SYHRIN Hafizh (MAS)	8 394 1	1		1	2	2			1	1																
22	HASLAM Leon (GBR)	2 400 6											2														
23	RABAT Tito (ESP)	1 401 1													1												
24	VINALES Isaac (ESP)	1 401 0										1															
25	LOPES Ivo Miguel (POR)	1 401 0						1																			

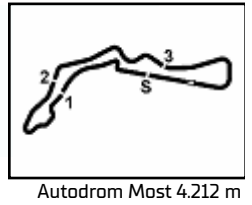
30/07/2023

These data/results cannot be reproduced, stored and/or transmitted in whole or in part by any manner of electronic, mechanical, photocopying, recording, broadcasting or otherwise now known or herein after developed without the previous express consent by the copyright owner, except for reproduction in daily press and regular printed publications on sale to the public within 60 days of the event related to those data/results and always provided that copyright symbol appears together as follows below.

© DORNA WSBK ORGANIZATION Srl 2023

FICR PERUGIA TIMING





Acerbis Czech Round, 28-30 July 2023 Championship Standings

2 / 2

Points	Points From First	Points From Previous	Independent Riders															
			February 26 PHILLIP ISLAND	March 5 MANDALIKA	April 23 ASSEN	May 7 BARCELONA	June 4 MISANO	July 2 DONINGTON PARK	July 16 IMOLA	July 30 MOST	September 10 MAGNY-COURS	September 24 ARAGON	October 1 PORTIMAO	TBA				
1	BASSANI Axel [ITA]	194	11 13 1	13 8 5	11 11 4	9 5	13 16 6	9 9 2	9 20 4	9 6								
2	PETRUCCI Danilo [ITA]	135 59	8 7	11 10	7 8	4	9	13 16 5	10 7 2	16 2								
3	AEGERTER Dominique [SUI]	109 85 26	3 9	8 4	10 13 3	11 8 4	10 5	4 5	4 8									
4	GARDNER Remy [AUS]	88 106 21	4 6	9	8 10	6 3	7 6	6 4	5 5	5 4								
5	GERLOFF Garrett [USA]	68 126 20	6 2	2 5	4 4	7 6 3	3 8 1	7 3	3 3	1								
6	QETTL Philipp [GER]	53 141 15	5 11 4	3	2 5	5 2	2 7	6	1									
7	BAZ Loris [FRA]	36 158 17	1	5		3	4		8 9 6									
8	RAY Bradley [GBR]	19 175 17				4 1		3	1 10									
9	BALDASSARRI Lorenzo [ITA]	9 185 10		1 2	3		1	2										
10	SYHRIN Hafizh [MAS]	8 186 1	1	1	2 2		1	1										
11	RABAT Tito [ESP]	1 193 7								1								
12	VINALES Isaac [ESP]	1 193 0						1										
13	SYKES Tom [GBR]	1 193 0			1													

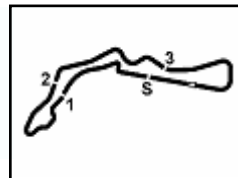
30/07/2023

These data/results cannot be reproduced, stored and/or transmitted in whole or in part by any manner of electronic, mechanical, photocopying, recording, broadcasting or otherwise now known or herein after developed without the previous express consent by the copyright owner, except for reproduction in daily press and regular printed publications on sale to the public within 60 days of the event related to those data/results and always provided that copyright symbol appears together as follows below.

© DORNA WSBK ORGANIZATION Srl 2023

FICR PERUGIA TIMING





Autodrom Most 4.212 m

Acerbis Czech Round, 28-30 July 2023

Starting Grid - Race 2 [22 Laps x 4,212 km = 92,664 km]

1	1	54 RAZGATLIOGLU T. Yamaha	2	65 REA J. Kawasaki	3	1 BAUTISTA A. Ducati
2	4	47 BASSANI A. Ducati	5	21 RINALDI M. Ducati	6	87 GARDNER R. Yamaha
3	7	22 LOWES A. Kawasaki	8	9 PETRUCCI D. Ducati	9	31 GERLOFF G. BMW
4	10	55 LOCATELLI A. Yamaha	11	97 VIERGE X. Honda	12	77 AEGERTER D. Yamaha
5	13	7 LECUONA I. Honda	14	76 BAZ L. BMW	15	45 REDDING S. BMW
6	16	34 BALDASSARRI L. Yamaha	17	51 GRANADO E. Honda	18	60 VAN DER MARK M. BMW
7	19	32 VINALES I. Kawasaki	20	53 RABAT T. Kawasaki	21	20 TAMBURINI R. Yamaha
8	22	38 SOOMER H. Honda	23	52 KONIG O. Kawasaki	24	5 OETTL P. Ducati

30/07/2023 The Race Director

These data/results cannot be reproduced, stored and/or transmitted in whole or in part by any manner of electronic, mechanical, photocopying, recording, broadcasting or otherwise now known or herein after developed without the previous express consent by the copyright owner, except for reproduction in daily press and regular printed publications on sale to the public within 60 days of the event related to those data/results and always provided that copyright symbol appears together as follows below. © DORNA WSBK ORGANIZATION Srl 2023

Acerbis Czech Round, 28-30 July 2023
Lap Chart Tissot Superpole Race

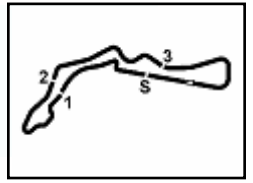
Lap		1	2	3	4	5	6	7	8	9	10
1	47	47	47	54	54	65	54	54	54	54	54
2	65	65	65	47	65	54	65	65	65	65	65
3	54	54	54	65	47	47	47	47	47	47	1
4	21	21	1	1	1	1	1	1	1	1	47
5	1	1	21	21	21	21	21	21	21	21	21
6	87	22	22	22	22	22	22	22	22	22	87
7	22	87	87	87	87	87	87	87	87	87	22
8	77	77	31	31	31	31	9	9	9	9	9
9	31	31	77	9	9	9	31	31	31	31	31
10	7	7	9	77	77	77	7	7	7	7	7
11	45	9	7	7	7	7	77	77	77	77	77
12	9	45	45	76	76	76	76	76	76	76	76
13	76	76	76	45	45	45	45	45	45	45	45
14	60	60	60	60	60	60	60	60	60	60	60
15	51	51	51	53	53	53	53	53	53	53	53
16	53	53	53	51	51	51	51	51	51	51	32
17	32	32	32	32	32	32	32	32	32	32	51
18	38	20	20	20	20	20	20	20	20	20	20
19	20	38	38	38	38	38	38	38	38	38	38
20	52	52	52	52	52	52	52	52	52	52	52
21	5	5	5	5	5	5	5	5	5	5	5

Final Result			
1	54	T. RAZGATLIOGLU	Laps 10
2	65	J. REA	1.203
3	1	A. BAUTISTA	2.968
4	47	A. BASSANI	3.180
5	21	M. RINALDI	5.310
6	87	R. GARDNER	8.205
7	22	A. LOWES	8.375
8	9	D. PETRUCCI	9.021
9	31	G. GERLOFF	10.165
10	7	I. LECUONA	13.017
11	77	D. AEGERTER	14.448
12	76	L. BAZ	14.749
13	45	S. REDDING (P)	17.880
14	60	M. VAN DER MARK	20.022
15	53	T. RABAT	27.182
16	32	I. VINALES	28.010
17	51	E. GRANADO	28.264
18	20	R. TAMBURINI	31.741
19	38	H. SOOMER	38.884
20	52	D. KONIG	55.685
21	5	P. OETTL	2 Laps
RET	34	L. BALDASSARRI	
RET	97	X. VIERGE	
RET	55	A. LOCATELLI	

30/07/2023

These data/results cannot be reproduced, stored and/or transmitted in whole or in part by any manner of electronic, mechanical, photocopying, recording, broadcasting or otherwise now known or herein after developed without the previous express consent by the copyright owner, except for reproduction in daily press and regular printed publications on sale to the public within 60 days of the event related to those data/results and always provided that copyright symbol appears together as follows below.

© DORNA WSBK ORGANIZATION Srl 2023



Autodrom Most 4.212 m

Acerbis Czech Round, 28-30 July 2023

Lap Chart Tissot Superpole Race

2 / 3

Lap 1		
1	47	A.Bassani 1'36.558
2	65	J.Rea 0.729
3	54	T.Razgatlioglu 0.996
4	21	M.Rinaldi 1.965
5	1	A.Bautista 2.115
6	87	R.Gardner 2.333
7	22	A.Lowes 2.403
8	77	D.Aegerter 2.968
9	31	G.Gerloff 3.135
10	7	I.Lecuona 3.477
11	45	S.Redding 3.742
12	9	D.Petrucci 4.003
13	76	L.Baz 4.241
14	60	M.van der Mark 4.434
15	51	E.Granado 4.985
16	53	T.Rabat 5.367
17	32	I.Vinales 6.069
18	38	H.Soomer 7.801
19	20	R.Tamburini 7.828
20	52	O.Konig 21.718
21	5	P.Dettl 1'04.033

3	65	J.Rea 0.263
4	1	A.Bautista 2.617
5	21	M.Rinaldi 3.442
6	22	A.Lowes 3.761
7	87	R.Gardner 4.129
8	31	G.Gerloff 6.061
9	9	D.Petrucci 6.583
10	77	D.Aegerter 6.785
11	7	I.Lecuona 7.247
12	76	L.Baz 7.816
13	45	S.Redding 8.326
14	60	M.van der Mark 8.719
15	53	T.Rabat 11.473
16	51	E.Granado 11.601
17	32	I.Vinales 12.909
18	20	R.Tamburini 15.535
19	38	H.Soomer 18.166
20	52	O.Konig 35.172
21	5	P.Dettl

7	87	R.Gardner 5.506
8	9	D.Petrucci 7.552
9	31	G.Gerloff 7.727
10	7	I.Lecuona 9.982
11	77	D.Aegerter 10.371
12	76	L.Baz 10.662
13	45	S.Redding 11.013
14	60	M.van der Mark 13.024
15	53	T.Rabat 18.856
16	51	E.Granado 19.073
17	32	I.Vinales 19.471
18	20	R.Tamburini 23.412
19	38	H.Soomer 27.591
20	52	O.Konig 44.286
21	5	P.Dettl

12	76	L.Baz 14.749
13	45	S.Redding 14.880
14	60	M.van der Mark 20.022
15	53	T.Rabat 27.182
16	32	I.Vinales 28.010
17	51	E.Granado 28.264
18	20	R.Tamburini 31.741
19	38	H.Soomer 38.884
20	52	O.Konig 55.685

Lap 2		
1	47	A.Bassani 3'08.277
2	65	J.Rea 0.414
3	54	T.Razgatlioglu 0.747
4	21	M.Rinaldi 2.426
5	1	A.Bautista 2.545
6	22	A.Lowes 2.734
7	87	R.Gardner 3.469
8	77	D.Aegerter 4.403
9	31	G.Gerloff 4.526
10	7	I.Lecuona 4.812
11	9	D.Petrucci 5.047
12	45	S.Redding 5.409
13	76	L.Baz 5.685
14	60	M.van der Mark 6.125
15	51	E.Granado 6.991
16	53	T.Rabat 7.346
17	32	I.Vinales 8.648
18	20	R.Tamburini 10.635
19	38	H.Soomer 11.823
20	52	O.Konig 28.533
21	5	P.Dettl

Lap 5		
1	54	T.Razgatlioglu 7'43.586
2	65	J.Rea 0.171
3	47	A.Bassani 0.990
4	1	A.Bautista 2.807
5	21	M.Rinaldi 3.814
6	22	A.Lowes 4.484
7	87	R.Gardner 4.744
8	31	G.Gerloff 6.641
9	9	D.Petrucci 7.127
10	77	D.Aegerter 7.952
11	7	I.Lecuona 8.146
12	76	L.Baz 9.045
13	45	S.Redding 9.734
14	60	M.van der Mark 10.361
15	53	T.Rabat 14.230
16	51	E.Granado 14.295
17	32	I.Vinales 15.425
18	20	R.Tamburini 18.447
19	38	H.Soomer 21.759
20	52	O.Konig 38.788
21	5	P.Dettl

Lap 8		
1	54	T.Razgatlioglu 12'19.541
2	65	J.Rea 0.093
3	47	A.Bassani 1.376
4	1	A.Bautista 2.220
5	21	M.Rinaldi 3.680
6	22	A.Lowes 5.903
7	87	R.Gardner 6.119
8	9	D.Petrucci 8.096
9	31	G.Gerloff 8.502
10	7	I.Lecuona 10.706
11	77	D.Aegerter 11.419
12	76	L.Baz 11.684
13	45	S.Redding 11.953
14	60	M.van der Mark 14.914
15	53	T.Rabat 21.291
16	51	E.Granado 21.690
17	32	I.Vinales 22.112
18	20	R.Tamburini 26.011
19	38	H.Soomer 31.350
20	52	O.Konig 47.231
21	5	P.Dettl

Lap 3		
1	47	A.Bassani 4'40.024
2	65	J.Rea 0.210
3	54	T.Razgatlioglu 0.254
4	1	A.Bautista 2.785
5	21	M.Rinaldi 3.292
6	22	A.Lowes 3.515
7	87	R.Gardner 3.767
8	31	G.Gerloff 5.438
9	77	D.Aegerter 5.593
10	9	D.Petrucci 5.763
11	7	I.Lecuona 6.261
12	45	S.Redding 6.558
13	76	L.Baz 6.914
14	60	M.van der Mark 7.301
15	51	E.Granado 9.241
16	53	T.Rabat 9.375
17	32	I.Vinales 10.962
18	20	R.Tamburini 13.194
19	38	H.Soomer 15.212
20	52	O.Konig 32.246
21	5	P.Dettl

Lap 6		
1	65	J.Rea 9'15.648
2	54	T.Razgatlioglu 0.168
3	47	A.Bassani 0.952
4	1	A.Bautista 2.587
5	21	M.Rinaldi 3.634
6	22	A.Lowes 5.108
7	87	R.Gardner 5.224
8	31	G.Gerloff 7.301
9	9	D.Petrucci 7.560
10	77	D.Aegerter 9.421
11	7	I.Lecuona 9.458
12	76	L.Baz 9.895
13	45	S.Redding 10.549
14	60	M.van der Mark 11.668
15	53	T.Rabat 16.622
16	51	E.Granado 16.666
17	32	I.Vinales 17.364
18	20	R.Tamburini 20.888
19	38	H.Soomer 24.755
20	52	O.Konig 41.552
21	5	P.Dettl

Lap 9		
1	54	T.Razgatlioglu 13'50.924
2	65	J.Rea 0.453
3	47	A.Bassani 2.170
4	1	A.Bautista 2.494
5	21	M.Rinaldi 4.219
6	22	A.Lowes 6.690
7	87	R.Gardner 6.967
8	9	D.Petrucci 8.463
9	31	G.Gerloff 9.434
10	7	I.Lecuona 11.710
11	77	D.Aegerter 13.127
12	76	L.Baz 13.262
13	45	S.Redding 13.428
14	60	M.van der Mark 17.752
15	53	T.Rabat 24.212
16	51	E.Granado 24.578
17	32	I.Vinales 24.765
18	20	R.Tamburini 28.844
19	38	H.Soomer 35.080
20	52	O.Konig 52.177

Lap 4		
1	54	T.Razgatlioglu 6'12.015
2	47	A.Bassani 0.125

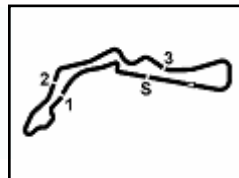
Lap 7		
1	54	T.Razgatlioglu 10'47.851
2	65	J.Rea 0.313
3	47	A.Bassani 0.741
4	1	A.Bautista 2.192
5	21	M.Rinaldi 3.383
6	22	A.Lowes 5.229

Lap 10		
1	54	T.Razgatlioglu 15'22.383
2	65	J.Rea 1.203
3	1	A.Bautista 2.968
4	47	A.Bassani 3.180
5	21	M.Rinaldi 5.310
6	87	R.Gardner 8.205
7	22	A.Lowes 8.375
8	9	D.Petrucci 9.021
9	31	G.Gerloff 10.165
10	7	I.Lecuona 13.017
11	77	D.Aegerter 14.448

30/07/2023

These data/results cannot be reproduced, stored and/or transmitted in whole or in part by any manner of electronic, mechanical, photocopying, recording, broadcasting or otherwise now known or herein after developed without the previous express consent by the copyright owner, except for reproduction in daily press and regular printed publications on sale to the public within 60 days of the event related to those data/results and always provided that copyright symbol appears together as follows below.

© DORNA WSBK ORGANIZATION Srl 2023



Autodrom Most 4.212 m

3 / 3

Race Pace Comparison

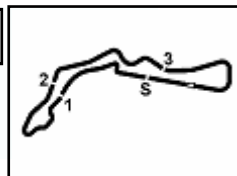
	54 Raz	65 Rea	1 Bau	47 Bas	21 Rin	87 Gar	22 Low	9 Pet	31 Ger	7 Lec	77 Aeg	76 Baz	45 Red	60 vdM
1	1'37.554	1'37.287	1'38.673	1'36.558	1'38.523	1'38.891	1'38.961	1'40.561	1'39.693	1'40.035	1'39.526	1'40.799	1'40.300	1'40.992
2	1'31.470	1'31.404	1'32.149	1'31.719	1'32.180	1'32.855	1'32.050	1'32.763	1'33.110	1'33.054	1'33.154	1'33.163	1'33.386	1'33.410
3	1'31.254	1'31.543	1'31.987	1'31.747	1'32.613	1'32.045	1'32.528	1'32.463	1'32.659	1'33.196	1'32.937	1'32.976	1'32.896	1'32.923
4	1'31.737	1'32.044	1'31.823	1'32.116	1'32.141	1'32.353	1'32.237	1'32.811	1'32.614	1'32.977	1'33.183	1'32.893	1'33.759	1'33.409
5	1'31.571	1'31.479	1'31.761	1'32.436	1'31.943	1'32.186	1'32.294	1'32.115	1'32.151	1'32.470	1'32.738	1'32.800	1'32.979	1'33.213
6	1'32.230	1'31.891	1'31.842	1'32.024	1'31.882	1'32.542	1'32.686	1'32.495	1'32.722	1'33.374	1'33.531	1'32.912	1'32.877	1'33.369
7	1'32.035	1'32.516	1'31.808	1'31.992	1'31.952	1'32.485	1'32.324	1'32.195	1'32.629	1'32.727	1'33.153	1'32.970	1'32.667	1'33.559
8	1'31.690	1'31.470	1'31.718	1'32.325	1'31.987	1'32.303	1'32.364	1'32.234	1'32.465	1'32.414	1'32.738	1'32.712	1'32.630	1'33.580
9	1'31.383	1'31.743	1'31.657	1'32.177	1'31.922	1'32.231	1'32.170	1'31.750	1'32.315	1'32.387	1'33.091	1'32.961	1'32.858	1'34.221
10	1'31.459	1'32.209	1'31.933	1'32.469	1'32.550	1'32.697	1'33.144	1'32.017	1'32.190	1'32.766	1'32.780	1'32.946	1'32.911	1'33.729

	53 Rab	32 Vin	51 Gra	20 Tam	38 Soo	52 Kon	5 Det
1	1'41.925	1'42.627	1'41.543	1'44.386	1'44.359	1'58.276	2'40.591
2	1'33.698	1'34.298	1'33.725	1'34.526	1'35.741	1'38.534	3'50.850
3	1'33.776	1'34.061	1'33.997	1'34.306	1'35.136	1'35.460	1'33.388
4	1'34.089	1'33.938	1'34.351	1'34.332	1'34.945	1'34.917	1'32.938
5	1'34.328	1'34.087	1'34.265	1'34.483	1'35.164	1'35.187	1'33.177
6	1'34.454	1'34.001	1'34.433	1'34.503	1'35.058	1'34.826	1'32.580
7	1'34.437	1'34.310	1'34.610	1'34.727	1'35.039	1'34.937	1'32.745
8	1'34.125	1'34.331	1'34.307	1'34.289	1'35.449	1'34.635	1'34.180
9	1'34.304	1'34.036	1'34.271	1'34.216	1'35.113	1'36.329	
10	1'34.429	1'34.704	1'35.145	1'34.356	1'35.263	1'34.967	

30/07/2023

These data/results cannot be reproduced, stored and/or transmitted in whole or in part by any manner of electronic, mechanical, photocopying, recording, broadcasting or otherwise now known or herein after developed without the previous express consent by the copyright owner, except for reproduction in daily press and regular printed publications on sale to the public within 60 days of the event related to those data/results and always provided that copyright symbol appears together as follows below.

© DORNA WSBK ORGANIZATION Srl 2023



Acerbis Czech Round, 28-30 July 2023

Best Sectors & Speed Tissot Superpole Race

Autodrom Most 4.212 m

RESULTS

Pos	No	Rider	Team	Laps
1	54	T. RAZGATLIOGLU	Yamaha YZF R1	10
2	65	J. REA	Kawasaki ZX-10RR	1.203
3	1	A. BAUTISTA	Ducati Panigale V4R	2.968
4	47	A. BASSANI	Ducati Panigale V4R	3.180
5	21	M. RINALDI	Ducati Panigale V4R	5.310
6	87	R. GARDNER	Yamaha YZF R1	8.205
7	22	A. LOWES	Kawasaki ZX-10RR	8.375
8	9	D. PETRUCCI	Ducati Panigale V4R	9.021
9	31	G. GERLOFF	BMW M1000 RR	10.165
10	7	I. LECUONA	Honda CBR1000 RR-R	13.017
11	77	D. AEGERTER	Yamaha YZF R1	14.448
12	76	L. BAZ	BMW M1000 RR	14.749
13	45	S. REDDING	BMW M1000 RR	17.880
14	60	M. VAN DER MARK	BMW M1000 RR	20.022
15	53	T. RABAT	Kawasaki ZX-10RR	27.182
16	32	I. VINALES	Kawasaki ZX-10RR	28.010
17	51	E. GRANADO	Honda CBR1000 RR-R	28.264
18	20	R. TAMBURINI	Yamaha YZF R1	31.741
19	38	H. SOOMER	Honda CBR1000 RR-R	38.884
20	52	D. KONIG	Kawasaki ZX-10RR	55.685
21	5	P. OETTL	Ducati Panigale V4R	2 Laps
RET	34	L. BALDASSARRI	Yamaha YZF R1	
RET	55	A. LOCATELLI	Yamaha YZF R1	
RET	97	X. VIERGE	Honda CBR1000 RR-R	

SPEED

Pos	No	Rider	Team	Speed
1	1	A. BAUTISTA	Ducati Panigale V4R	304,2
2	31	G. GERLOFF	BMW M1000 RR	302,5
3	7	I. LECUONA	Honda CBR1000 RR-R	302,5
4	76	L. BAZ	BMW M1000 RR	300,8
5	9	D. PETRUCCI	Ducati Panigale V4R	300,8
6	22	A. LOWES	Kawasaki ZX-10RR	300,0
7	60	M. VAN DER MARK	BMW M1000 RR	299,2
8	65	J. REA	Kawasaki ZX-10RR	298,4
9	21	M. RINALDI	Ducati Panigale V4R	298,4
10	45	S. REDDING	BMW M1000 RR	298,4
11	87	R. GARDNER	Yamaha YZF R1	297,6
12	51	E. GRANADO	Honda CBR1000 RR-R	296,8
13	5	P. OETTL	Ducati Panigale V4R	296,8
14	47	A. BASSANI	Ducati Panigale V4R	296,8
15	54	T. RAZGATLIOGLU	Yamaha YZF R1	296,0
16	77	D. AEGERTER	Yamaha YZF R1	296,0
17	53	T. RABAT	Kawasaki ZX-10RR	296,0
18	38	H. SOOMER	Honda CBR1000 RR-R	291,2
19	20	R. TAMBURINI	Yamaha YZF R1	290,5
20	32	I. VINALES	Kawasaki ZX-10RR	287,4
21	52	D. KONIG	Kawasaki ZX-10RR	285,9

SEG. 1

1	47	A. BASSANI	21.815
2	54	T. RAZGATLIOGLU	21.888
3	1	A. BAUTISTA	21.971
4	9	D. PETRUCCI	21.988
5	65	J. REA	22.013
6	21	M. RINALDI	22.028
7	22	A. LOWES	22.122
8	7	I. LECUONA	22.169
9	31	G. GERLOFF	22.170
10	87	R. GARDNER	22.193
11	5	P. OETTL	22.215
12	76	L. BAZ	22.231
13	45	S. REDDING	22.257
14	77	D. AEGERTER	22.354
15	60	M. VAN DER MARK	22.425
16	53	T. RABAT	22.494
17	32	I. VINALES	22.586
18	51	E. GRANADO	22.607
19	20	R. TAMBURINI	22.637
20	52	D. KONIG	22.707
21	38	H. SOOMER	22.717
22	97	X. VIERGE	27.590
23	55	A. LOCATELLI	28.212

SEG. 2

1	54	T. RAZGATLIOGLU	22.623
2	65	J. REA	22.723
3	47	A. BASSANI	22.880
4	87	R. GARDNER	22.883
5	31	G. GERLOFF	22.926
6	9	D. PETRUCCI	22.927
7	1	A. BAUTISTA	22.932
8	22	A. LOWES	22.940
9	21	M. RINALDI	23.008
10	7	I. LECUONA	23.026
11	45	S. REDDING	23.055
12	77	D. AEGERTER	23.074
13	5	P. OETTL	23.079
14	76	L. BAZ	23.144
15	60	M. VAN DER MARK	23.168
16	53	T. RABAT	23.349
17	51	E. GRANADO	23.378
18	32	I. VINALES	23.427
19	97	X. VIERGE	23.481
20	20	R. TAMBURINI	23.537
21	52	D. KONIG	23.636
22	38	H. SOOMER	23.824

SEG. 3

1	54	T. RAZGATLIOGLU	23.345
2	65	J. REA	23.390
3	1	A. BAUTISTA	23.498
4	47	A. BASSANI	23.514
5	21	M. RINALDI	23.514
6	9	D. PETRUCCI	23.618
7	31	G. GERLOFF	23.653
8	22	A. LOWES	23.654
9	7	I. LECUONA	23.668
10	87	R. GARDNER	23.688
11	45	S. REDDING	23.688
12	77	D. AEGERTER	23.706
13	60	M. VAN DER MARK	23.717
14	76	L. BAZ	23.782
15	5	P. OETTL	23.820
16	53	T. RABAT	23.916
17	51	E. GRANADO	23.944
18	32	I. VINALES	24.031
19	20	R. TAMBURINI	24.121
20	52	D. KONIG	24.205
21	38	H. SOOMER	24.341

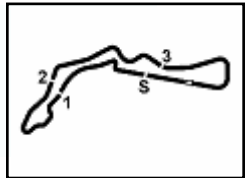
SEG. 4

1	1	A. BAUTISTA	23.045
2	65	J. REA	23.057
3	54	T. RAZGATLIOGLU	23.102
4	87	R. GARDNER	23.172
5	31	G. GERLOFF	23.175
6	22	A. LOWES	23.190
7	9	D. PETRUCCI	23.217
8	21	M. RINALDI	23.241
9	45	S. REDDING	23.246
10	76	L. BAZ	23.262
11	47	A. BASSANI	23.265
12	77	D. AEGERTER	23.329
13	5	P. OETTL	23.345
14	7	I. LECUONA	23.363
15	60	M. VAN DER MARK	23.513
16	51	E. GRANADO	23.724
17	53	T. RABAT	23.736
18	32	I. VINALES	23.747
19	20	R. TAMBURINI	23.787
20	38	H. SOOMER	23.839
21	52	D. KONIG	23.907

30/07/2023

These data/results cannot be reproduced, stored and/or transmitted in whole or in part by any manner of electronic, mechanical, photocopying, recording, broadcasting or otherwise now known or herein after developed without the previous express consent by the copyright owner, except for reproduction in daily press and regular printed publications on sale to the public within 60 days of the event related to those data/results and always provided that copyright symbol appears together as follows below.

© DORNA WSBK ORGANIZATION Srl 2023



Autodrom Most 4.212 m

Acerbis Czech Round, 28-30 July 2023

Chronological Analysis Tissot Superpole Race

Start at 11:00'06.899

2 / 3

6	22.614	23.588	23.793	23.379	1'33.374	302,5	11:09'32.005	3	22.603	23.464	23.916	23.793	1'33.776	292,8	11:04'56.298
7	22.302	23.167	23.822	23.436	1'32.727	296,0	11:11'04.732	4	22.631	23.403	24.149	23.906	1'34.089	296,0	11:06'30.387
8	22.208	23.026	23.791	23.389	1'32.414	298,4	11:12'37.146	5	22.590	23.426	24.311	24.001	1'34.328	291,2	11:08'04.715
9	22.229	23.070	23.725	23.363	1'32.387	296,8	11:14'09.533	6	22.638	23.645	24.269	23.902	1'34.454	289,7	11:09'39.169
10	22.169	23.219	23.801	23.577	1'32.766	296,0	11:15'42.299	7	22.794	23.555	24.206	23.882	1'34.437	283,7	11:11'13.606

Race Time 15'35.400

11° 77 D. AEGERTER (1'32.738)

Lap	Seg.1	Seg.2	Seg.3	Seg.4	Lap Time	km/h	Local Time
1		23.648	24.107	23.368	1'39.526		11:01'46.425
2	22.545	23.335	23.945	23.329	1'33.154	293,6	11:03'19.579
3	22.354	23.074	23.834	23.675	1'32.937	292,8	11:04'52.516
4	22.418	23.308	23.772	23.685	1'33.183	296,0	11:06'25.699
5	22.402	23.172	23.719	23.445	1'32.738	295,2	11:07'58.437
6	22.689	23.489	23.844	23.509	1'33.531	293,6	11:09'31.968
7	22.561	23.327	23.775	23.490	1'33.153	289,7	11:11'05.121
8	22.403	23.161	23.706	23.468	1'32.738	292,8	11:12'37.859
9	22.501	23.191	23.852	23.547	1'33.091	291,2	11:14'10.950
10	22.451	23.136	23.737	23.456	1'32.780	292,8	11:15'43.730

Race Time 15'36.831

12° 76 L. BAZ (1'32.712)

Lap	Seg.1	Seg.2	Seg.3	Seg.4	Lap Time	km/h	Local Time
1		23.927	24.197	23.688	1'40.799		11:01'47.698
2	22.531	23.442	23.928	23.262	1'33.163	300,8	11:03'20.861
3	22.281	23.321	23.940	23.434	1'32.976	300,0	11:04'53.837
4	22.382	23.144	23.875	23.492	1'32.893	299,2	11:06'26.730
5	22.388	23.150	23.782	23.480	1'32.800	296,8	11:07'59.530
6	22.231	23.250	23.975	23.456	1'32.912	295,2	11:09'32.442
7	22.388	23.312	23.853	23.417	1'32.970	297,6	11:11'05.412
8	22.320	23.201	23.873	23.318	1'32.712	296,0	11:12'38.124
9	22.411	23.186	23.866	23.498	1'32.961	296,8	11:14'11.085
10	22.463	23.203	23.785	23.495	1'32.946	300,0	11:15'44.031

Race Time 15'37.132

13° 45 S. REDDING (1'32.630)

Lap	Seg.1	Seg.2	Seg.3	Seg.4	Lap Time	km/h	Local Time
1		23.994	24.095	23.475	1'40.300		11:01'47.199
2	22.698	23.519	23.923	23.246	1'33.386	298,4	11:03'20.585
3	22.261	23.358	23.833	23.444	1'32.896	298,4	11:04'53.481
4	23.170	23.257	23.764	23.568	1'33.759	297,6	11:06'27.240
5	22.402	23.099	23.989	23.489	1'32.979	292,8	11:08'00.219
6	22.363	23.184	23.882	23.448	1'32.877	294,4	11:09'33.096
7	22.257	23.096	23.812	23.502	1'32.667	296,8	11:11'05.763
8	22.394	23.055	23.789	23.392	1'32.630	297,6	11:12'38.393
9	22.393	23.147	23.854	23.464	1'32.858	298,4	11:14'11.251
10	22.590	23.090	23.688	23.543	1'32.911	298,4	11:15'44.162

Race Time 15'37.263 + 3.000Pen

14° 60 M. VAN DER MARK (1'32.923)

Lap	Seg.1	Seg.2	Seg.3	Seg.4	Lap Time	km/h	Local Time
1		24.226	24.019	23.545	1'40.992		11:01'47.891
2	22.578	23.517	23.802	23.513	1'33.410	299,2	11:03'21.301
3	22.468	23.168	23.717	23.570	1'32.923	299,2	11:04'54.224
4	22.707	23.338	23.778	23.586	1'33.409	299,2	11:06'27.633
5	22.425	23.287	23.874	23.627	1'33.213	299,2	11:08'00.846
6	22.465	23.518	23.777	23.609	1'33.369	294,4	11:09'34.215
7	22.499	23.427	24.013	23.620	1'33.559	295,2	11:11'07.774
8	22.543	23.373	23.950	23.714	1'33.580	292,0	11:12'41.354
9	22.702	23.657	24.082	23.780	1'34.221	291,2	11:14'15.575
10	22.532	23.495	23.903	23.799	1'33.729	292,0	11:15'49.304

Race Time 15'42.405

15° 53 T. RABAT (1'33.698)

Lap	Seg.1	Seg.2	Seg.3	Seg.4	Lap Time	km/h	Local Time
1		23.917	24.121	23.748	1'41.925		11:01'48.824
2	22.642	23.349	23.971	23.736	1'33.698	292,8	11:03'22.522

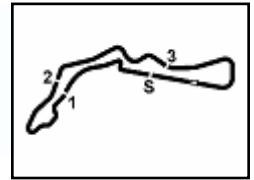
30/07/2023

P = Pits In/Out - C = Lap Time Cancelled

These data/results cannot be reproduced, stored and/or transmitted in whole or in part by any manner of electronic, mechanical, photocopying, recording, broadcasting or otherwise now known or herein after developed without the previous express consent by the copyright owner, except for reproduction in daily press and regular printed publications on sale to the public within 60 days of the event related to those data/results and always provided that copyright symbol appears together as follows below.

© DORNA WSBK ORGANIZATION Srl 2023





Acerbis Czech Round, 28-30 July 2023

Chronological Analysis Tissot Superpole Race

Start at 11:00'06.899

20° 52 D. KONIG [1'34.635]							
Lap	Seg.1	Seg.2	Seg.3	Seg.4	Lap Time	km/h	Local Time
1		25.617	25.101	24.366	1'58.276		11:02'05.175
2	23.222	26.229	24.938	24.145	1'38.534	285,9	11:03'43.709
3	23.096	23.933	24.447	23.984	1'35.460	284,5	11:05'19.169
4	22.707	23.848	24.414	23.948	1'34.917	284,5	11:06'54.086
5	23.055	23.868	24.344	23.920	1'35.187	284,5	11:08'29.273
6	22.857	23.751	24.311	23.907	1'34.826	283,0	11:10'04.099
7	22.890	23.761	24.321	23.965	1'34.937	283,0	11:11'39.036
8	22.833	23.636	24.205	23.961	1'34.635	281,5	11:13'13.671
9	24.033	23.979	24.320	23.997	1'36.329	282,3	11:14'50.000
10	22.975	23.739	24.226	24.027	1'34.967	283,0	11:16'24.967
Race Time 16'18.068							

21° 5 P. OETTL [1'32.580]							
Lap	Seg.1	Seg.2	Seg.3	Seg.4	Lap Time	km/h	Local Time
1		28.278	27.640	41.156	2'40.591P		11:02'47.490
2	2'38.791	24.334	24.239	23.486	3'50.850P		11:06'38.340
3	22.340	23.410	24.059	23.579	1'33.388	295,2	11:08'11.728
4	22.435	23.219	23.939	23.345	1'32.938	293,6	11:09'44.666
5	22.289	23.204	24.131	23.553	1'33.177	296,0	11:11'17.843
6	22.215	23.079	23.902	23.384	1'32.580	293,6	11:12'50.423
7	22.432	23.114	23.820	23.379	1'32.745	294,4	11:14'23.168
8	22.569	23.595	24.559	23.457	1'34.180	296,8	11:15'57.348
Race Time 15'50.449							

30/07/2023

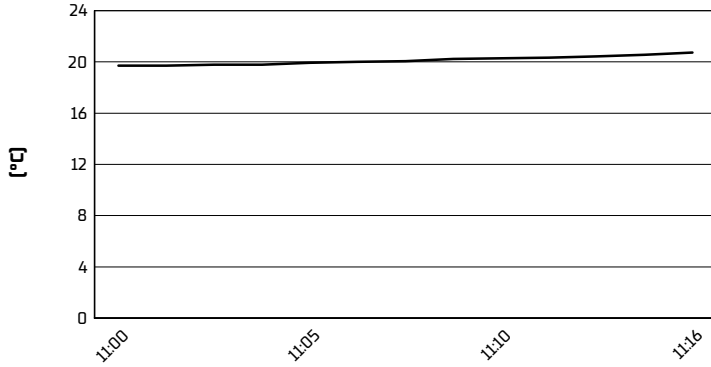
P = Pits In/Out - C = Lap Time Cancelled

These data/results cannot be reproduced, stored and/or transmitted in whole or in part by any manner of electronic, mechanical, photocopying, recording, broadcasting or otherwise now known or herein after developed without the previous express consent by the copyright owner, except for reproduction in daily press and regular printed publications on sale to the public within 60 days of the event related to those data/results and always provided that copyright symbol appears together as follows below.

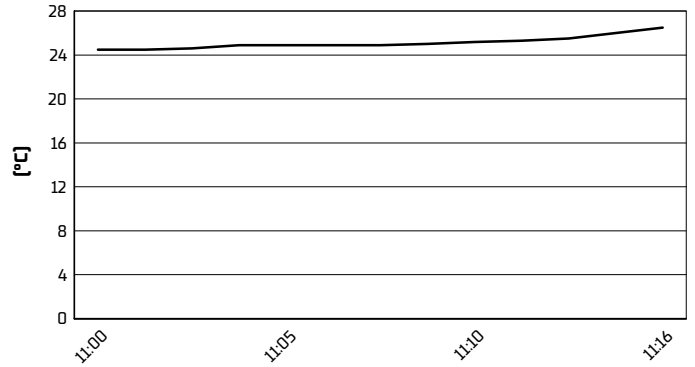
© DORNA WSBK ORGANIZATION Srl 2023

Acerbis Czech Round, 28-30 July 2023
Weather Report Tissot Superpole Race
Session started 11:00 - Session ended 11:17


Air Temperature



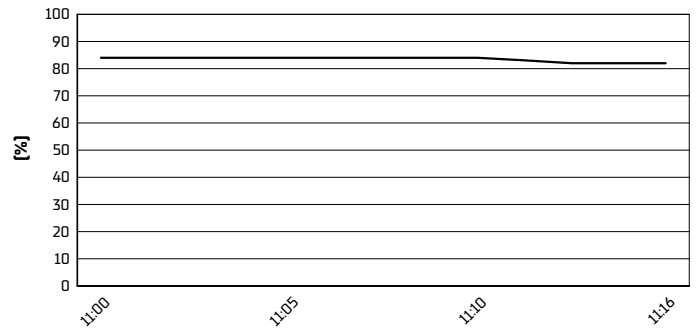
Track Temperature



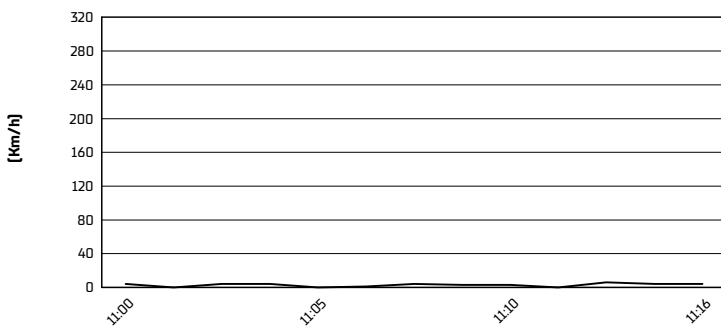
Air Pressure



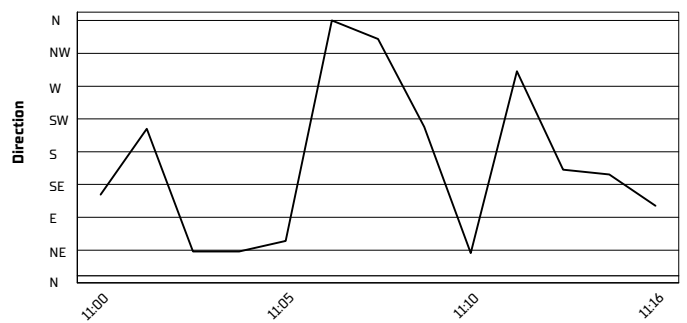
Humidity



Wind Speed



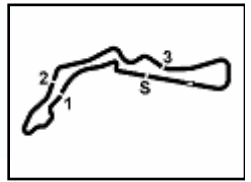
Wind Direction



30/07/2023

These data/results cannot be reproduced, stored and/or transmitted in whole or in part by any manner of electronic, mechanical, photocopying, recording, broadcasting or otherwise now known or herein after developed without the previous express consent by the copyright owner, except for reproduction in daily press and regular printed publications on sale to the public within 60 days of the event related to those data/results and always provided that copyright symbol appears together as follows below.

© DORNA WSBK ORGANIZATION Srl 2023



Autodrom Most 4.212 m

Acerbis Czech Round, 28–30 July 2023


Manufacturers Standings

	Points	Points From First	Points From Previous	February 26 PHILLIP ISLAND		March 5 MANDALIKA		April 23 ASSEN		May 7 BARCELONA		June 4 MISANO		July 2 DONINGTON PARK		July 16 IMOLA		July 30 MOST		September 10 MAGNY-COURS		September 24 ARAGON		October 1 PORTIMAO		TBA			
				1	2	1	2	1	2	1	2	1	2	1	2	1	2	1	2	1	2	1	2	1	2	1	2	1	2
1	439			25	25	25	25	25	25	25	25	25	25	25	25	20	16												
2	369	70		16	16	20	20	16	20	20	20	16	20	20	20	25	20												
3	256	183	113	20	8	7	3	20	7	16	13	11	13	16	11	16	16	25											
4	134	305	122	10	10	9	16	5	2	10	10	8	11	5	2	4	6	11											
5	132	307	2	7	4	10	6	6	9	7	6	5	8	8	13	8	9	13											
						2		2		3		1		3		1		1											

30/07/2023 First Line: Race 1 & 2 - Second Line: Tissot Superpole Race

These data/results cannot be reproduced, stored and/or transmitted in whole or in part by any manner of electronic, mechanical, photocopying, recording, broadcasting or otherwise now known or herein after developed without the previous express consent by the copyright owner, except for reproduction in daily press and regular printed publications on sale to the public within 60 days of the event related to those data/results and always provided that copyright symbol appears together as follows below.

© DORNA WSBK ORGANIZATION Srl 2023



Acerbis Czech Round, 28-30 July 2023

Tissot Superpole Award

Points	Points From First	Points From Previous	February 26		March 5		April 23		May 7		June 4		July 2		July 16		July 30		September 10		September 24		October 1		TBA		
			PHILLIP ISLAND	MANDALIKA	ASSEN	BARCELONA	MISANO	DONINGTON PARK	IMOLA	MOST	MAGNY-COURS	ARAGON	PORTIMAO														
1	RAZGATLIOGLU Toprak (TUR)	152	12	7	12	12	7	7	2	9	9	9	6	12	12	12	12										
2	BAUTISTA Alvaro (ESP)	140	12	9	12	7	12	12	12	12	12	12	9	9	6	9	7										
3	REA Jonathan (GBR)	96	56	6	3	5	6	9	9	7	4	5	12	7	3	6	5	9									
4	LOCATELLI Andrea (ITA)	71	81	1	5	9	9	4	5	7	3	3	6	9	7	3											
5	RINALDI Michael Ruben (ITA)	59	93	4	9	6	3			6	2	7	7	1	2	5	2	5									
6	LOWES Alex (GBR)	56	96	2	6	1	7	6	6	4	5	4	5	4	3	3											
7	BASSANI Axel (ITA)	51	101	1	3	5	2	4		5	6	2	7	4	6	6											
8	PETRUCCI Danilo (ITA)	34	118		2	1				6	7	5	2	9	2												
9	AEGERTER Dominique (SUI)	33	119	7		3	3	9	4	3	4																
10	GARDNER Remy (AUS)	18	134	3				3	1					7	4												
11	LECUONA Iker (ESP)	15	137	2				5	6	2																	
12	REDDING Scott (GBR)	15	137		1	5	2					1	5	1													
13	GERLOFF Garrett (USA)	13	139					1	3	1	3			4	1												
14	VIERGE Xavi (ESP)	9	143		4	1	1	2						1													
15	OETTL Philipp (GER)	9	143	5	4																						
16	BAZ Loris (FRA)	5	147		4									1													
17	RAY Bradley (GBR)	4	148											4													
18	VAN DER MARK Michael (NED)	2	150			2																					
19	SYKES Tom (GBR)	2	150									2															

30/07/2023 Odd points columns: Tissot Superpole Even points columns: Tissot Superpole Race

These data/results cannot be reproduced, stored and/or transmitted in whole or in part by any manner of electronic, mechanical, photocopying, recording, broadcasting or otherwise now known or herein after developed without the previous express consent by the copyright owner, except for reproduction in daily press and regular printed publications on sale to the public within 60 days of the event related to those data/results and always provided that copyright symbol appears together as follows below.

© DORNA WSBK ORGANIZATION Srl 2023