

Autodrom Most 4.212 m

Acerbis Czech Round, 28-30 July 2023

Chronological Analysis Race 2

Start at 14:00'06.701

1 / 5

1° 1 A. BAUTISTA [1'32.035]							
Lap	Seg1	Seg2	Seg3	Seg4	Lap Time	km/h	Local Time
1		23.188	24.109	23.393	1'37.605		14:01'44.306
2	21.977	23.157	23.698	23.237	1'32.069	296,0	14:03'16.375
3	22.177	23.093	23.648	23.305	1'32.223	297,6	14:04'48.598
4	22.049	23.098	23.632	23.280	1'32.059	296,0	14:06'20.657
5	22.119	23.075	23.680	23.358	1'32.232	297,6	14:07'52.889
6	22.067	23.112	23.634	23.330	1'32.143	297,6	14:09'25.032
7	22.046	23.175	24.109	23.449	1'32.779	298,4	14:10'57.811
8	22.307	23.077	23.708	23.150	1'32.242	296,8	14:12'30.053
9	22.213	23.004	23.524	23.346	1'32.087	297,6	14:14'02.140
10	22.288	23.014	23.907	23.412	1'32.621	299,2	14:15'34.761
11	22.352	23.060	23.593	23.375	1'32.380	298,4	14:17'07.141
12	22.220	23.064	23.698	23.699	1'32.681	299,2	14:18'39.822
13	22.222	23.187	23.705	23.271	1'32.385	296,0	14:20'12.207
14	22.442	23.027	23.708	23.296	1'32.473	297,6	14:21'44.680
15	22.397	23.208	23.606	23.241	1'32.452	300,0	14:23'17.132
16	22.127	23.081	23.638	23.488	1'32.334	299,2	14:24'49.466
17	22.782	23.220	23.623	23.190	1'32.815	297,6	14:26'22.281
18	22.093	23.083	23.825	23.272	1'32.273	298,4	14:27'54.554
19	22.034	23.115	23.716	23.170	1'32.035	298,4	14:29'26.589
20	22.001	23.139	23.678	23.229	1'32.047	299,2	14:30'58.636
21	22.118	23.272	23.895	23.455	1'32.740	299,2	14:32'31.376
22	22.180	23.337	24.086	23.970	1'33.573	298,4	14:34'04.949
Race Time 33'58.248							

12	22.203	23.113	23.763	23.501	1'32.580	292,0	14:18'40.920
13	22.305	23.249	23.744	23.545	1'32.843	292,0	14:20'13.763
14	22.270	23.112	23.827	23.422	1'32.631	291,2	14:21'46.394
15	22.189	23.004	23.813	23.574	1'32.580	292,8	14:23'18.974
16	22.304	23.116	23.795	23.608	1'32.823	292,0	14:24'51.797
17	22.375	23.181	23.908	23.581	1'33.045	292,0	14:26'24.842
18	22.345	23.125	23.790	23.481	1'32.741	292,0	14:27'57.583
19	22.208	23.079	23.790	23.546	1'32.623	292,0	14:29'30.206
20	22.219	23.128	23.906	23.577	1'32.830	291,2	14:31'03.036
21	22.262	23.199	23.883	23.630	1'32.974	290,5	14:32'36.010
22	22.708	23.153	23.915	23.888	1'33.664	292,0	14:34'09.674
Race Time 34'02.973							

2° 9 D. PETRUCCI [1'32.183]							
Lap	Seg1	Seg2	Seg3	Seg4	Lap Time	km/h	Local Time
1		23.546	23.903	23.509	1'39.356		14:01'46.057
2	22.530	23.121	23.799	23.485	1'32.935	297,6	14:03'18.992
3	22.226	22.996	23.747	23.476	1'32.445	300,0	14:04'51.437
4	22.276	23.762	23.832	23.518	1'33.388	296,0	14:06'24.825
5	22.203	23.038	23.837	23.437	1'32.515	294,4	14:07'57.340
6	22.200	23.002	23.833	23.510	1'32.545	296,0	14:09'29.885
7	22.399	23.192	23.862	23.508	1'32.961	299,2	14:11'02.846
8	22.088	23.096	23.750	23.392	1'32.326	292,8	14:12'35.172
9	22.147	23.027	23.740	23.383	1'32.297	293,6	14:14'07.469
10	22.165	22.998	23.698	23.322	1'32.183	293,6	14:15'39.652
11	22.092	22.968	23.878	23.439	1'32.377	294,4	14:17'12.029
12	22.215	22.883	23.746	23.404	1'32.248	296,0	14:18'44.277
13	22.109	23.113	23.702	23.373	1'32.297	296,0	14:20'16.574
14	22.072	23.182	23.956	23.456	1'32.666	294,4	14:21'49.240
15	22.143	23.158	23.617	23.399	1'32.317	296,0	14:23'21.557
16	22.067	23.006	23.767	23.435	1'32.275	296,0	14:24'53.832
17	22.563	23.137	23.685	23.401	1'32.786	297,6	14:26'26.618
18	22.083	23.006	23.785	23.387	1'32.261	300,0	14:27'58.879
19	22.213	23.061	23.808	23.413	1'32.495	296,0	14:29'31.374
20	22.203	22.970	23.834	23.307	1'32.314	300,8	14:31'03.688
21	22.084	23.058	23.796	23.467	1'32.405	295,2	14:32'36.093
22	22.656	23.356	23.801	23.695	1'33.508	294,4	14:34'09.601
Race Time 34'02.900							

4° 47 A. BASSANI [1'32.116]							
Lap	Seg1	Seg2	Seg3	Seg4	Lap Time	km/h	Local Time
1		23.177	23.971	23.831	1'38.034		14:01'44.735
2	24.839	23.291	23.583	23.321	1'35.034	290,5	14:03'19.769
3	22.307	23.224	24.009	23.385	1'32.925	300,0	14:04'52.694
4	22.237	23.286	23.740	23.308	1'32.571	297,6	14:06'25.265
5	22.159	22.997	23.749	23.403	1'32.308	295,2	14:07'57.573
6	22.234	22.989	23.695	23.508	1'32.426	298,4	14:09'29.999
7	22.583	23.314	23.783	23.392	1'33.072	299,2	14:11'03.071
8	22.107	23.067	23.771	23.418	1'32.363	297,6	14:12'35.434
9	22.200	23.075	23.689	23.372	1'32.336	296,0	14:14'07.770
10	22.113	23.039	23.697	23.322	1'32.171	297,6	14:15'39.941
11	22.174	22.996	23.756	23.429	1'32.355	298,4	14:17'12.296
12	22.194	22.984	23.789	23.433	1'32.400	299,2	14:18'44.696
13	22.238	23.079	23.675	23.331	1'32.323	296,8	14:20'17.019
14	22.216	23.123	23.779	23.487	1'32.605	297,6	14:21'49.624
15	22.942	23.131	23.735	23.466	1'33.274	303,3	14:23'22.898
16	22.199	23.034	23.740	23.494	1'32.467	298,4	14:24'55.365
17	22.508	23.110	23.690	23.450	1'32.758	296,0	14:26'28.123
18	22.143	23.168	23.679	23.446	1'32.436	296,8	14:28'00.559
19	22.027	23.111	23.653	23.377	1'32.168	296,0	14:29'32.727
20	22.134	23.157	23.722	23.363	1'32.376	296,8	14:31'05.103
21	22.159	23.209	23.791	23.357	1'32.516	300,8	14:32'37.619
22	22.069	23.074	23.603	23.370	1'32.116	296,0	14:34'09.735
Race Time 34'03.034							

3° 65 J. REA [1'32.038]							
Lap	Seg1	Seg2	Seg3	Seg4	Lap Time	km/h	Local Time
1		23.259	23.925	23.661	1'38.028		14:01'44.729
2	22.269	22.948	23.513	23.308	1'32.038	290,5	14:03'16.767
3	22.110	23.028	23.652	23.313	1'32.103	291,2	14:04'48.870
4	22.710	23.028	23.627	23.309	1'32.674	291,2	14:06'21.544
5	22.214	22.979	23.700	23.393	1'32.286	293,6	14:07'53.830
6	22.273	22.960	23.759	23.357	1'32.349	290,5	14:09'26.179
7	22.275	23.080	23.813	23.426	1'32.594	292,8	14:10'58.773
8	22.148	23.013	23.691	23.336	1'32.188	292,8	14:12'30.961
9	22.217	22.950	23.722	23.393	1'32.282	292,0	14:14'03.243
10	22.248	23.026	23.770	23.464	1'32.508	292,0	14:15'35.751
11	22.246	23.042	23.810	23.491	1'32.589	293,6	14:17'08.340

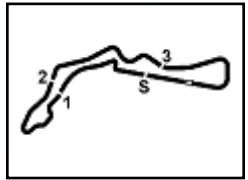
5° 21 M. RINALDI [1'32.159]							
Lap	Seg1	Seg2	Seg3	Seg4	Lap Time	km/h	Local Time
1		23.249	23.869	23.555	1'38.189		14:01'44.890
2	22.398	23.087	23.506	23.245	1'32.236	293,6	14:03'17.126
3	22.212	23.515	23.625	23.177	1'32.529	300,8	14:04'49.655
4	22.145	23.179	23.531	23.304	1'32.159	299,2	14:06'21.814
5	22.339	23.139	23.727	23.310	1'32.515	298,4	14:07'54.329
6	22.311	23.129	23.706	23.301	1'32.447	298,4	14:09'26.776
7	22.170	23.101	23.796	23.461	1'32.528	299,2	14:10'59.304
8	22.417	23.183	23.691	23.348	1'32.639	297,6	14:12'31.943
9	22.362	23.098	23.757	23.368	1'32.585	297,6	14:14'04.528
10	22.331	23.206	23.663	23.453	1'32.653	296,0	14:15'37.181
11	22.467	23.126	23.772	23.414	1'32.779	297,6	14:17'09.960
12	22.294	23.237	23.756	23.396	1'32.683	298,4	14:18'42.643
13	22.274	23.240	23.653	23.391	1'32.558	296,8	14:20'15.201
14	22.237	23.207	23.684	23.368	1'32.496	296,8	14:21'47.697
15	22.304	23.239	23.780	23.537	1'32.860	297,6	14:23'20.557
16	22.264	23.225	23.703	23.486	1'32.678	296,8	14:24'53.235
17	22.444	23.352	23.677	23.399	1'32.872	296,8	14:26'26.107
18	22.174	23.239	23.649	23.338	1'32.400	296,8	14:27'58.507
19	22.247	23.255	23.744	23.473	1'32.719	296,8	14:29'31.226
20	22.839	23.411	23.956	23.415	1'33.621	297,6	14:31'04.847
21	22.271	23.321	24.154	23.528	1'33.274	298,4	14:32'38.121
22	22.637	23.634	24.175	23.920	1'34.366	296,8	14:34'12.487
Race Time 34'05.786							

30/07/2023

P = Pits In/Out - C = Lap Time Cancelled

These data/results cannot be reproduced, stored and/or transmitted in whole or in part by any manner of electronic, mechanical, photocopying, recording, broadcasting or otherwise now known or herein after developed without the previous express consent by the copyright owner, except for reproduction in daily press and regular printed publications on sale to the public within 60 days of the event related to those data/results and always provided that copyright symbol appears together as follows below.

© DORNA WSBK ORGANIZATION Srl 2023



Autodrom Most 4.212 m

Acerbis Czech Round, 28-30 July 2023

Chronological Analysis Race 2

Start at 14:00'06.701

2 / 5

6° 87 R. GARDNER [1'32.220]							
Lap	Seg1	Seg2	Seg3	Seg4	Lap Time	km/h	Local Time
1		23.323	23.813	23.612	1'38.350		14:01'45.051
2	22.499	23.102	23.781	23.277	1'32.659	296,0	14:03'17.710
3	22.243	23.064	23.704	23.426	1'32.437	294,4	14:04'50.147
4	22.219	23.044	23.630	23.327	1'32.220	295,2	14:06'22.367
5	22.219	23.065	23.792	23.295	1'32.371	295,2	14:07'54.738
6	22.288	23.144	23.814	23.391	1'32.637	296,0	14:09'27.375
7	22.225	23.055	23.817	23.367	1'32.464	294,4	14:10'59.839
8	22.359	23.070	23.809	23.406	1'32.644	295,2	14:12'32.483
9	22.343	23.124	23.993	23.329	1'32.789	294,4	14:14'05.272
10	22.360	23.105	23.878	23.340	1'32.683	295,2	14:15'37.955
11	22.239	23.124	23.837	23.357	1'32.557	296,0	14:17'10.512
12	22.274	23.080	23.825	23.441	1'32.620	296,0	14:18'43.132
13	22.322	23.106	23.769	23.411	1'32.608	295,2	14:20'15.740
14	22.643	23.272	23.971	23.867	1'33.753	295,2	14:21'49.493
15	22.744	23.111	23.897	23.514	1'33.266	296,8	14:23'22.759
16	22.749	23.206	23.907	23.459	1'33.321	294,4	14:24'56.080
17	23.018	23.477	23.939	23.492	1'33.926	296,0	14:26'30.006
18	22.639	23.159	23.954	23.443	1'33.195	294,4	14:28'03.201
19	22.441	23.126	23.926	23.552	1'33.045	293,6	14:29'36.246
20	22.522	23.266	23.923	23.558	1'33.269	293,6	14:31'09.515
21	22.503	23.229	24.032	23.440	1'33.204	293,6	14:32'42.719
22	22.421	23.120	23.906	23.500	1'32.947	292,8	14:34'15.666
Race Time 34'08.965							

7° 55 A. LOCATELLI [1'32.638]							
Lap	Seg1	Seg2	Seg3	Seg4	Lap Time	km/h	Local Time
1		23.284	23.852	23.411	1'38.802		14:01'45.503
2	22.593	23.109	23.827	23.454	1'32.983	294,4	14:03'18.486
3	22.310	23.008	23.888	23.432	1'32.638	295,2	14:04'51.124
4	22.253	23.118	23.897	23.497	1'32.765	292,8	14:06'23.889
5	22.315	23.104	23.844	23.637	1'32.900	292,8	14:07'56.789
6	22.274	23.124	23.903	23.585	1'32.886	291,2	14:09'29.675
7	22.803	23.258	23.861	23.633	1'33.555	292,0	14:11'03.230
8	22.398	23.176	23.929	23.575	1'33.078	295,2	14:12'36.308
9	22.296	23.169	23.930	23.559	1'32.954	293,6	14:14'09.262
10	22.334	23.130	23.941	23.629	1'33.034	293,6	14:15'42.296
11	22.322	23.104	23.885	23.647	1'32.958	293,6	14:17'15.254
12	22.357	23.053	23.970	23.722	1'33.102	292,8	14:18'48.356
13	22.221	23.154	23.939	23.620	1'32.934	291,2	14:20'21.290
14	22.255	23.138	23.904	23.574	1'32.871	292,0	14:21'54.161
15	22.089	23.167	23.950	23.578	1'32.784	292,0	14:23'26.945
16	22.173	23.131	23.941	23.623	1'32.868	293,6	14:24'59.813
17	22.410	23.231	23.903	23.611	1'33.155	292,8	14:26'32.968
18	22.211	23.130	24.030	23.500	1'32.871	297,6	14:28'05.839
19	22.159	23.238	23.977	23.535	1'32.909	295,2	14:29'38.748
20	22.310	23.185	23.847	23.512	1'32.854	293,6	14:31'11.602
21	22.294	23.219	23.937	23.563	1'33.013	293,6	14:32'44.615
22	22.111	23.136	23.986	23.556	1'32.789	294,4	14:34'17.404
Race Time 34'10.703							

8° 45 S. REDDING [1'32.538]							
Lap	Seg1	Seg2	Seg3	Seg4	Lap Time	km/h	Local Time
1		23.749	24.012	23.560	1'40.263		14:01'46.964
2	22.858	23.461	23.875	23.550	1'33.744	296,8	14:03'20.708
3	22.427	23.054	23.816	23.416	1'32.713	298,4	14:04'53.421
4	22.869	23.566	24.001	23.566	1'34.002	297,6	14:06'27.423
5	22.153	23.125	23.865	23.465	1'32.608	299,2	14:08'00.031
6	22.298	23.096	23.822	23.534	1'32.750	295,2	14:09'32.781
7	22.507	23.123	23.853	23.460	1'32.943	296,0	14:11'05.724
8	22.338	23.282	24.027	23.616	1'33.263	295,2	14:12'38.987
9	22.378	23.047	23.786	23.497	1'32.708	297,6	14:14'11.695
10	22.247	23.084	23.803	23.573	1'32.707	296,0	14:15'44.402
11	22.352	23.133	23.888	23.554	1'32.927	299,2	14:17'17.329

12	22.233	23.132	23.837	23.547	1'32.749	294,4	14:18'50.078
13	22.154	23.062	23.870	23.590	1'32.676	293,6	14:20'22.754
14	22.243	23.311	24.021	23.520	1'33.095	293,6	14:21'55.849
15	22.277	23.076	23.869	23.620	1'32.842	294,4	14:23'28.691
16	22.327	23.087	23.921	23.550	1'32.885	294,4	14:25'01.576
17	22.339	23.178	23.839	23.559	1'32.915	291,2	14:26'34.491
18	22.313	23.129	23.780	23.513	1'32.735	295,2	14:28'07.226
19	22.197	23.195	23.841	23.501	1'32.734	295,2	14:29'39.960
20	22.272	23.036	23.695	23.535	1'32.538	292,8	14:31'12.498
21	22.227	23.106	23.840	23.595	1'32.768	295,2	14:32'45.266
22	22.269	23.107	23.889	23.691	1'32.956	296,8	14:34'18.222
Race Time 34'11.521							

9° 97 X. VIERGE [1'32.787]							
Lap	Seg1	Seg2	Seg3	Seg4	Lap Time	km/h	Local Time
1		23.644	24.002	23.469	1'39.797		14:01'46.498
2	22.449	23.200	23.958	23.529	1'33.136	297,6	14:03'19.634
3	22.265	23.198	24.146	23.579	1'33.188	300,8	14:04'52.822
4	22.379	23.359	23.995	23.562	1'33.295	304,2	14:06'26.117
5	22.222	23.243	23.884	23.438	1'32.787	301,6	14:07'58.904
6	22.246	23.376	24.035	23.578	1'33.235	301,6	14:09'32.139
7	22.252	23.250	24.004	23.557	1'33.063	300,0	14:11'05.202
8	22.642	23.417	24.013	23.569	1'33.641	300,0	14:12'38.843
9	22.179	23.231	24.095	23.648	1'33.153	299,2	14:14'11.996
10	22.293	23.394	24.017	23.596	1'33.300	302,5	14:15'45.296
11	22.262	23.376	24.049	23.601	1'33.288	300,8	14:17'18.584
12	22.314	23.346	23.831	23.502	1'32.993	299,2	14:18'51.577
13	22.273	23.335	23.910	23.478	1'32.996	299,2	14:20'24.573
14	22.177	23.313	23.996	23.477	1'32.963	300,8	14:21'57.536
15	22.270	23.348	24.028	23.535	1'33.181	300,8	14:23'30.717
16	22.346	23.233	23.891	23.509	1'32.979	300,8	14:25'03.696
17	22.357	23.318	23.981	23.507	1'33.163	300,0	14:26'36.859
18	22.307	23.301	23.955	23.443	1'33.006	300,0	14:28'09.865
19	22.282	23.283	23.958	23.458	1'32.981	300,8	14:29'42.846
20	22.364	23.429	24.045	23.483	1'33.321	302,5	14:31'16.167
21	22.330	23.312	24.016	23.534	1'33.192	300,8	14:32'49.359
22	22.182	23.441	24.250	23.642	1'33.515	303,3	14:34'22.874
Race Time 34'16.173							

10° 76 L. BAZ [1'32.792]							
Lap	Seg1	Seg2	Seg3	Seg4	Lap Time	km/h	Local Time
1		23.461	23.889	23.385	1'39.065		14:01'45.766
2	22.572	23.167	23.861	23.477	1'33.077	296,8	14:03'18.843
3	22.728	23.327	24.098	23.456	1'33.609	296,0	14:04'52.452
4	22.273	23.351	24.065	23.461	1'33.150	294,4	14:06'25.602
5	22.295	23.141	23.811	23.545	1'32.792	298,4	14:07'58.394
6	22.387	23.150	24.145	23.594	1'33.276	294,4	14:09'31.670
7	22.247	23.219	23.962	23.663	1'33.091	293,6	14:11'04.761
8	22.355	23.119	24.261	23.497	1'33.232	292,8	14:12'37.993
9	22.218	23.139	24.087	23.622	1'33.066	294,4	14:14'11.059
10	22.396	23.207	23.999	23.571	1'33.173	293,6	14:15'44.232
11	22.263	23.248	24.217	23.727	1'33.455	294,4	14:17'17.687
12	22.328	23.195	24.038	23.504	1'33.065	296,0	14:18'50.752
13	22.298	23.109	23.979	23.513	1'32.899	293,6	14:20'23.651
14	22.338	23.179	23.957	23.586	1'33.060	295,2	14:21'56.711
15	22.347	23.172	24.007	23.629	1'33.155	296,0	14:23'29.866
16	22.315	23.153	23.939	23.573	1'32.980	295,2	14:25'02.846
17	22.523	23.194	23.986	23.623	1'33.326	293,6	14:26'36.172
18	22.355	23.173	23.981	23.576	1'33.085	293,6	14:28'09.257
19	22.459	23.199	24.106	23.601	1'33.365	294,4	14:29'42.622
20	22.382	23.298	24.028	23.645	1'33.353	294,4	14:31'15.975
21	22.359	23.196	24.067	23.611	1'33.233	292,8	14:32'49.208
22	22.588	23.308	24.310	23.626	1'33.832	293,6	14:34'23.040
Race Time 34'16.339							

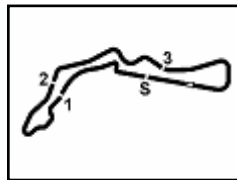
30/07/2023

P = Pits In/Out - C = Lap Time Cancelled

These data/results cannot be reproduced, stored and/or transmitted in whole or in part by any manner of electronic, mechanical, photocopying, recording, broadcasting or otherwise now known or herein after developed without the previous express consent by the copyright owner, except for reproduction in daily press and regular printed publications on sale to the public within 60 days of the event related to those data/results and always provided that copyright symbol appears together as follows below.

© DORNA WSBK ORGANIZATION Srl 2023





Acerbis Czech Round, 28-30 July 2023

Chronological Analysis Race 2

Start at 14:00'06.701

11° 77 D. AEGERTER [1'32.780]							
Lap	Seg1	Seg2	Seg3	Seg4	Lap Time	km/h	Local Time
1		23.669	23.924	23.612	1'39.783		14:01'46.484
2	22.729	23.132	23.945	23.669	1'33.475	290,5	14:03'19.959
3	22.462	23.166	23.945	23.511	1'33.084	296,0	14:04'53.043
4	23.114	23.564	23.961	23.627	1'34.266	297,6	14:06'27.309
5	22.605	23.096	23.878	23.506	1'33.085	292,0	14:08'00.394
6	22.822	23.299	23.882	23.618	1'33.621	294,4	14:09'34.015
7	22.632	23.233	23.735	23.611	1'33.211	294,4	14:11'07.226
8	22.409	23.128	23.806	23.565	1'32.908	292,8	14:12'40.134
9	22.423	23.183	23.883	23.670	1'33.159	294,4	14:14'13.293
10	22.488	23.256	23.812	23.518	1'33.074	292,0	14:15'46.367
11	22.393	23.222	23.803	23.602	1'33.020	294,4	14:17'19.387
12	22.389	23.226	23.832	23.576	1'33.023	295,2	14:18'52.410
13	22.466	23.338	23.803	23.562	1'33.169	294,4	14:20'25.579
14	22.449	23.153	23.685	23.595	1'32.882	292,8	14:21'58.461
15	22.550	23.200	23.847	23.607	1'33.204	293,6	14:23'31.665
16	22.525	23.174	23.932	23.582	1'33.213	293,6	14:25'04.878
17	22.579	23.133	23.773	23.518	1'33.003	293,6	14:26'37.881
18	22.349	23.177	23.780	23.474	1'32.780	295,2	14:28'10.661
19	22.469	23.159	23.875	23.531	1'33.034	295,2	14:29'43.695
20	22.459	23.153	23.820	23.552	1'32.984	296,0	14:31'16.679
21	22.526	23.237	23.790	23.505	1'33.058	296,8	14:32'49.737
22	22.584	23.206	24.210	23.713	1'33.713	298,4	14:34'23.450

Race Time 34'16.749

12° 71 I. LECUONA [1'32.796]							
Lap	Seg1	Seg2	Seg3	Seg4	Lap Time	km/h	Local Time
1		24.056	23.994	23.542	1'40.662		14:01'47.363
2	22.729	23.382	23.904	23.533	1'33.548	298,4	14:03'20.911
3	22.570	23.299	23.850	23.558	1'33.277	300,8	14:04'54.188
4	22.545	23.368	23.911	23.555	1'33.379	298,4	14:06'27.567
5	22.588	23.222	23.766	23.424	1'33.000	301,6	14:08'00.567
6	22.444	23.263	23.774	23.547	1'33.028	302,5	14:09'33.595
7	22.354	23.234	23.820	23.556	1'32.964	297,6	14:11'06.559
8	22.330	23.283	23.942	23.550	1'33.105	296,8	14:12'39.664
9	22.349	23.315	23.926	23.617	1'33.207	297,6	14:14'12.871
10	22.328	23.196	23.873	23.534	1'32.931	296,8	14:15'45.802
11	22.266	23.315	23.988	23.609	1'33.178	298,4	14:17'18.980
12	22.453	23.202	23.824	23.608	1'33.087	297,6	14:18'52.067
13	22.272	23.373	23.772	23.512	1'32.929	296,8	14:20'24.996
14	22.308	23.243	23.771	23.550	1'32.872	298,4	14:21'57.868
15	22.273	23.237	23.903	23.564	1'32.977	300,0	14:23'30.845
16	22.662	23.299	23.793	23.523	1'33.277	301,6	14:25'04.122
17	22.504	23.286	23.884	23.552	1'33.226	300,0	14:26'37.348
18	22.187	23.340	23.819	23.450	1'32.796	299,2	14:28'10.144
19	22.384	23.381	23.899	23.521	1'33.185	300,8	14:29'43.329
20	22.310	23.348	23.868	23.515	1'33.041	300,0	14:31'16.370
21	22.389	23.446	23.805	23.511	1'33.151	300,8	14:32'49.521
22	22.528	23.279	24.582	23.625	1'34.014	303,3	14:34'23.535

Race Time 34'16.834

13° 5 P. OETTL [1'32.844]							
Lap	Seg1	Seg2	Seg3	Seg4	Lap Time	km/h	Local Time
1		24.216	24.192	23.689	1'41.544		14:01'48.245
2	22.879	23.291	23.818	23.444	1'33.432	298,4	14:03'21.677
3	22.551	23.343	23.869	23.441	1'33.204	296,0	14:04'54.881
4	22.905	23.728	24.318	23.549	1'34.500	300,0	14:06'29.381
5	22.399	23.330	23.830	23.460	1'33.019	300,0	14:08'02.400
6	22.594	23.230	23.880	23.445	1'33.149	295,2	14:09'35.549
7	22.396	23.378	23.857	23.433	1'33.064	296,8	14:11'08.613
8	22.272	23.312	23.870	23.440	1'32.894	295,2	14:12'41.507
9	22.269	23.222	23.884	23.469	1'32.844	296,8	14:14'14.351
10	22.535	23.284	23.861	23.465	1'33.145	296,8	14:15'47.496
11	22.446	23.286	23.885	23.471	1'33.088	301,6	14:17'20.584

12	22.471	23.295	23.957	23.422	1'33.145	300,8	14:18'53.729
13	22.348	23.553	23.986	23.489	1'33.376	299,2	14:20'27.105
14	22.307	23.315	23.856	23.422	1'32.900	298,4	14:22'00.005
15	22.291	23.398	23.934	23.479	1'33.102	296,8	14:23'33.107
16	22.437	23.307	23.968	23.509	1'33.221	296,8	14:25'06.328
17	22.670	23.512	24.081	23.675	1'33.938	296,8	14:26'40.266
18	22.268	23.487	23.931	23.537	1'33.223	294,4	14:28'13.489
19	22.324	23.572	24.054	23.496	1'33.446	296,8	14:29'46.935
20	22.511	23.346	24.166	23.486	1'33.509	296,0	14:31'20.444
21	22.552	23.383	24.103	23.523	1'33.561	296,0	14:32'54.005
22	22.622	23.508	24.250	23.702	1'34.082	296,0	14:34'28.087

Race Time 34'21.386

14° 22 A. LOWES [1'32.778]							
Lap	Seg1	Seg2	Seg3	Seg4	Lap Time	km/h	Local Time
1		23.234	23.817	23.318	1'38.457		14:01'45.158
2	22.743	23.175	23.697	23.364	1'32.979	298,4	14:03'18.137
3	22.365	23.065	24.007	23.404	1'32.841	298,4	14:04'50.978
4	22.659	27.737	24.096	23.537	1'38.029	295,2	14:06'29.007
5	22.451	23.169	23.838	23.585	1'33.043	293,6	14:08'02.050
6	22.502	23.156	24.022	23.471	1'33.151	294,4	14:09'35.201
7	22.341	23.163	23.838	23.512	1'32.854	295,2	14:11'08.055
8	22.368	23.087	23.775	23.548	1'32.778	295,2	14:12'40.833
9	22.525	23.227	23.859	23.535	1'33.146	292,0	14:14'13.979
10	22.510	23.165	24.057	23.674	1'33.406	294,4	14:15'47.385
11	22.344	23.182	23.889	23.557	1'32.972	295,2	14:17'20.357
12	22.461	23.250	23.844	23.582	1'33.137	296,0	14:18'53.494
13	22.379	23.379	24.040	23.737	1'33.535	294,4	14:20'27.029
14	22.896	23.505	24.021	23.724	1'34.146	290,5	14:22'01.175
15	22.472	23.288	24.001	23.689	1'33.450	293,6	14:23'34.625
16	22.677	23.404	24.079	23.667	1'33.827	292,0	14:25'08.452
17	22.837	23.565	24.177	23.715	1'34.294	292,8	14:26'42.746
18	22.451	23.332	24.056	23.753	1'33.592	292,8	14:28'16.338
19	22.644	23.360	24.164	23.718	1'33.886	292,8	14:29'50.224
20	22.392	23.275	24.115	23.632	1'33.414	292,8	14:31'23.638
21	22.596	23.288	24.026	23.748	1'33.658	292,0	14:32'57.296
22	22.307	23.241	23.995	23.657	1'33.200	293,6	14:34'30.496

Race Time 34'23.795

15° 60 M. VAN DER MARK [1'33.099]							
Lap	Seg1	Seg2	Seg3	Seg4	Lap Time	km/h	Local Time
1		24.202	24.070	23.686	1'41.259		14:01'47.960
2	22.477	23.389	23.669	23.564	1'33.099	299,2	14:03'21.059
3	22.656	23.486	23.904	23.648	1'33.694	297,6	14:04'54.753
4	22.767	23.971	24.124	23.650	1'34.512	296,8	14:06'29.265
5	22.775	23.397	23.831	23.579	1'33.582	293,6	14:08'02.847
6	22.645	23.423	23.829	23.655	1'33.552	296,8	14:09'36.399
7	22.641	23.371	23.937	23.793	1'33.742	295,2	14:11'10.141
8	24.790	23.595	24.093	23.788	1'36.266	293,6	14:12'46.407
9	22.691	23.514	24.259	23.935	1'34.399	291,2	14:14'20.806
10	22.741	23.469	24.047	23.842	1'34.099	291,2	14:15'54.905
11	22.542	23.562	23.987	23.786	1'33.877	291,2	14:17'28.782
12	22.590	23.642	24.107	23.839	1'34.178	291,2	14:19'02.960
13	22.645	23.578	24.159	23.936	1'34.318	289,7	14:20'37.278
14	22.617	23.684	24.293	23.827	1'34.421	291,2	14:22'11.699
15	22.610	23.654	24.195	23.797	1'34.256	291,2	14:23'45.955
16	22.460	23.336	24.057	23.798	1'33.651	291,2	14:25'19.606
17	22.880	23.672	24.253	23.902	1'34.707	292,0	14:26'54.313
18	22.705	23.648	24.202	23.869	1'34.424	292,0	14:28'28.737
19	22.712	23.715	24.218	23.957	1'34.602	291,2	14:30'03.339
20	22.696	23.729	24.306	23.855	1'34.586	291,2	14:31'37.925
21	22.777	23.640	24.212	23.825	1'34.454	290,5	14:33'12.379
22	22.594	23.364	24.055	23.723	1'33.736	291,2	14:34'46.115

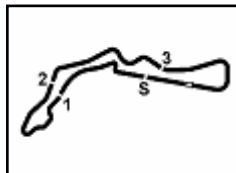
Race Time 34'39.414

30/07/2023

P = Pits In/Out - C = Lap Time Cancelled

These data/results cannot be reproduced, stored and/or transmitted in whole or in part by any manner of electronic, mechanical, photocopying, recording, broadcasting or otherwise now known or herein after developed without the previous express consent by the copyright owner, except for reproduction in daily press and regular printed publications on sale to the public within 60 days of the event related to those data/results and always provided that copyright symbol appears together as follows below.

© DORNA WSBK ORGANIZATION Srl 2023



Autodrom Most 4.212 m

Acerbis Czech Round, 28-30 July 2023

Chronological Analysis Race 2

Start at 14:00'06.701

4 / 5

16° 20 R. TAMBURINI [1'33.981]							
Lap	Seg1	Seg2	Seg3	Seg4	Lap Time	km/h	Local Time
1		24.352	24.350	23.814	1'42.521		14:01'49.222
2	23.102	23.840	24.160	23.789	1'34.891	286,7	14:03'24.113
3	22.955	23.577	24.474	23.788	1'34.794	286,7	14:04'58.907
4	23.249	23.562	24.216	23.767	1'34.794	286,7	14:06'33.701
5	22.692	23.502	24.065	23.722	1'33.981	288,2	14:08'07.682
6	22.568	23.555	24.156	23.866	1'34.145	288,9	14:09'41.827
7	22.694	23.614	24.210	23.884	1'34.402	288,2	14:11'16.229
8	22.706	23.693	24.241	23.822	1'34.462	288,2	14:12'50.691
9	22.689	23.536	24.314	23.828	1'34.367	289,7	14:14'25.058
10	22.644	23.670	24.266	23.880	1'34.460	288,9	14:15'59.518
11	22.781	23.576	24.272	24.012	1'34.641	288,2	14:17'34.159
12	22.791	23.635	24.276	23.975	1'34.677	286,7	14:19'08.836
13	22.637	23.645	24.294	24.056	1'34.632	288,2	14:20'43.468
14	22.701	23.616	24.300	23.874	1'34.491	285,9	14:22'17.959
15	22.673	23.650	24.362	23.903	1'34.588	288,9	14:23'52.547
16	22.634	23.649	24.286	23.920	1'34.489	289,7	14:25'27.036
17	23.241	23.787	24.414	24.013	1'35.455	288,2	14:27'02.491
18	22.721	23.672	24.240	23.930	1'34.563	288,2	14:28'37.054
19	22.522	23.661	24.337	23.936	1'34.456	289,7	14:30'11.510
20	22.689	23.679	24.350	23.834	1'34.552	288,2	14:31'46.062
21	22.641	23.669	24.296	23.900	1'34.506	288,9	14:33'20.568
22	22.712	23.670	24.229	23.888	1'34.499	288,2	14:34'55.067

Race Time 34'48.366

12	22.716	23.676	24.257	23.990	1'34.639	288,9	14:19'12.070
13	22.700	23.585	24.239	24.004	1'34.528	288,9	14:20'46.598
14	22.734	23.679	24.295	23.972	1'34.680	288,2	14:22'21.278
15	23.575	23.898	24.223	23.941	1'35.637	289,7	14:23'56.915
16	22.778	23.853	24.247	23.936	1'34.814	291,2	14:25'31.729
17	23.280	23.764	24.195	23.908	1'35.147	283,0	14:27'06.876
18	22.675	23.899	24.285	23.930	1'34.789	288,9	14:28'41.665
19	22.613	23.685	24.159	23.925	1'34.382	289,7	14:30'16.047
20	22.641	24.020	24.148	23.833	1'34.642	288,9	14:31'50.689
21	22.718	23.677	24.246	23.898	1'34.539	289,7	14:33'25.228
22	22.629	23.564	24.216	23.928	1'34.337	289,7	14:34'59.565

Race Time 34'52.864

17° 32 I. VINALES [1'34.000]							
Lap	Seg1	Seg2	Seg3	Seg4	Lap Time	km/h	Local Time
1		24.271	24.306	23.889	1'42.297		14:01'48.998
2	23.111	23.739	24.282	23.817	1'34.949	289,7	14:03'23.947
3	27.060	23.941	24.277	23.849	1'39.127	285,9	14:05'03.074
4	22.744	23.608	24.137	23.878	1'34.367	284,5	14:06'37.441
5	22.689	23.552	24.174	23.797	1'34.212	282,3	14:08'11.653
6	22.865	23.577	24.017	23.717	1'34.176	287,4	14:09'45.829
7	22.672	23.540	24.106	23.846	1'34.164	289,7	14:11'19.993
8	22.731	24.013	24.603	23.907	1'35.254	286,7	14:12'55.247
9	22.780	23.617	24.307	23.903	1'34.607	288,9	14:14'29.854
10	22.684	23.500	24.058	23.758	1'34.000	283,0	14:16'03.854
11	22.716	23.468	24.149	23.827	1'34.160	284,5	14:17'38.014
12	22.676	23.525	24.040	23.944	1'34.185	284,5	14:19'12.199
13	22.914	23.518	24.120	23.972	1'34.524	286,7	14:20'46.723
14	22.880	23.582	24.238	23.909	1'34.609	287,4	14:22'21.332
15	22.831	23.705	24.194	23.930	1'34.660	287,4	14:23'55.992
16	22.928	23.662	24.138	23.953	1'34.681	283,7	14:25'30.673
17	22.788	23.725	24.213	23.891	1'34.617	281,5	14:27'05.290
18	22.782	23.635	24.192	23.933	1'34.542	283,0	14:28'39.832
19	22.743	23.554	24.222	23.906	1'34.425	283,7	14:30'14.257
20	22.769	23.540	24.239	23.926	1'34.474	284,5	14:31'48.731
21	22.856	23.600	24.350	23.897	1'34.703	284,5	14:33'23.434
22	23.086	23.714	24.352	24.130	1'35.282	281,5	14:34'58.716

Race Time 34'52.015

19° 38 H. SOOMER [1'34.826]							
Lap	Seg1	Seg2	Seg3	Seg4	Lap Time	km/h	Local Time
1		24.396	24.395	23.879	1'42.845		14:01'49.546
2	23.317	23.932	24.363	23.819	1'35.431	290,5	14:03'24.977
3	22.925	23.904	24.302	23.731	1'34.862	288,9	14:04'59.839
4	22.819	23.704	24.501	23.804	1'34.828	288,9	14:06'34.667
5	23.114	23.723	24.341	23.831	1'35.009	290,5	14:08'09.676
6	22.992	23.673	24.300	23.861	1'34.826	288,2	14:09'44.502
7	22.938	23.824	24.477	23.915	1'35.154	289,7	14:11'19.656
8	22.862	24.108	24.622	23.878	1'35.470	288,2	14:12'55.126
9	23.136	23.738	24.578	23.907	1'35.359	288,2	14:14'30.485
10	22.818	24.114	24.322	23.961	1'35.215	288,9	14:16'05.700
11	22.951	24.347	24.609	24.047	1'35.954	289,7	14:17'41.654
12	22.889	23.968	24.573	23.976	1'35.406	287,4	14:19'17.060
13	22.778	23.805	24.417	23.955	1'34.955	286,7	14:20'52.015
14	22.782	23.739	24.483	23.842	1'34.846	287,4	14:22'26.861
15	22.801	23.745	24.355	23.989	1'34.890	285,9	14:24'01.751
16	22.887	23.824	24.370	23.844	1'34.925	285,9	14:25'36.676
17	22.979	23.900	24.394	24.015	1'35.288	286,7	14:27'11.964
18	22.847	24.078	24.509	24.176	1'35.610	287,4	14:28'47.574
19	22.791	23.849	24.449	24.042	1'35.131	285,9	14:30'22.705
20	22.790	24.133	24.517	24.031	1'35.471	284,5	14:31'58.176
21	22.977	24.019	24.555	24.111	1'35.662	285,9	14:33'33.838
22	23.121	24.156	24.627	24.370	1'36.274	284,5	14:35'10.112

Race Time 35'03.411

18° 53 T. RABAT [1'34.337]							
Lap	Seg1	Seg2	Seg3	Seg4	Lap Time	km/h	Local Time
1		24.172	24.329	23.785	1'42.886		14:01'49.587
2	23.153	23.796	24.190	23.727	1'34.866	288,2	14:03'24.453
3	22.995	23.634	24.222	23.803	1'34.654	288,9	14:04'59.107
4	23.237	23.831	24.338	23.765	1'35.171	288,9	14:06'34.278
5	22.880	23.551	24.268	23.766	1'34.465	293,6	14:08'08.743
6	22.768	23.528	24.356	23.850	1'34.502	289,7	14:09'43.245
7	23.112	23.603	24.419	23.997	1'35.131	289,7	14:11'18.376
8	22.723	23.620	24.326	23.997	1'34.666	287,4	14:12'53.042
9	22.884	23.829	24.355	23.887	1'34.955	288,2	14:14'27.997
10	22.792	23.705	24.278	23.956	1'34.731	289,7	14:16'02.728
11	22.648	23.695	24.356	24.004	1'34.703	288,2	14:17'37.431

20° 31 G. GERLOFF [1'32.478]							
Lap	Seg1	Seg2	Seg3	Seg4	Lap Time	km/h	Local Time
1		26.982	26.220	39.218	2'38.078P		14:02'44.779
2	3'34.513	23.846	24.183	23.463	4'46.005P		14:07'30.784
3	22.217	23.300	24.008	23.539	1'33.064	294,4	14:09'03.848
4	22.289	23.264	24.013	23.604	1'33.170	296,0	14:10'37.018
5	22.314	23.087	23.858	23.610	1'32.869	295,2	14:12'09.887
6	22.157	23.251	24.149	23.545	1'33.102	295,2	14:13'42.989
7	22.226	23.046	23.785	23.559	1'32.616	296,0	14:15'15.605
8	22.289	23.230	23.740	23.538	1'32.797	295,2	14:16'48.402
9	22.298	23.074	23.844	23.372	1'32.588	296,0	14:18'20.990
10	22.320	23.176	24.117	23.507	1'33.120	295,2	14:19'54.110
11	22.169	23.385	23.974	23.547	1'33.075	295,2	14:21'27.185
12	22.277	23.134	23.857	23.384	1'32.652	295,2	14:22'59.837
13	22.170	23.079	23.877	23.421	1'32.547	296,0	14:24'32.384
14	22.174	23.097	23.816	23.391	1'32.478	294,4	14:26'04.862
15	22.252	23.219	23.880	23.570	1'32.921	294,4	14:27'37.783
16	22.205	23.246	23.831	23.377	1'32.659	294,4	14:29'10.442
17	22.386	23.077	24.451	23.391	1'33.305	296,8	14:30'43.747
18	22.150	23.156	23.970	23.608	1'32.884	294,4	14:32'16.631
19	22.201	23.352	23.799	23.460	1'32.812	297,6	14:33'49.443
20	22.375	23.084	23.877	23.610	1'32.946	293,6	14:35'22.389

Race Time 35'15.688

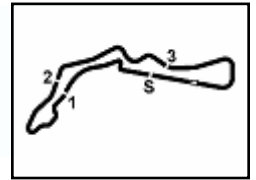
RET 54 T. RAZGATLIOGLU [1'31.951]							
Lap	Seg1	Seg2	Seg3	Seg4	Lap Time	km/h	Local Time
1		23.273	23.975	23.623	1'38.169		14:01'44.870

30/07/2023

P = Pits In/Out - C = Lap Time Cancelled

These data/results cannot be reproduced, stored and/or transmitted in whole or in part by any manner of electronic, mechanical, photocopying, recording, broadcasting or otherwise now known or herein after developed without the previous express consent by the copyright owner, except for reproduction in daily press and regular printed publications on sale to the public within 60 days of the event related to those data/results and always provided that copyright symbol appears together as follows below.

© DORNA WSBK ORGANIZATION Srl 2023



Acerbis Czech Round, 28-30 July 2023

Chronological Analysis Race 2

Start at 14:00'06.701

2	22.280	22.950	23.596	23.302	1'32.128	292,0	14:03'16.998
3	22.109	22.951	23.691	23.283	1'32.034	295,2	14:04'49.032
4	22.409	22.796	23.673	23.435	1'32.313	296,8	14:06'21.345
5	22.029	22.812	23.671	23.439	1'31.951	290,5	14:07'53.296
6	22.080	22.857	23.710	23.381	1'32.028	293,6	14:09'25.324
7	22.014	22.980	23.914	23.512	1'32.420	294,4	14:10'57.744
8	22.147	22.824	23.818	23.456	1'32.245	289,7	14:12'29.989
9	22.022	22.850	23.791	23.495	1'32.158	289,7	14:14'02.147
10	22.106	23.039	23.922	23.539	1'32.606	290,5	14:15'34.753
11	22.165	22.899	23.798	23.476	1'32.338	290,5	14:17'07.091
12	22.089	22.957	23.880	23.787	1'32.713	291,2	14:18'39.804
13	22.116	23.039	23.749	23.506	1'32.410	290,5	14:20'12.214
14	22.223	23.003	23.735	23.436	1'32.397	291,2	14:21'44.611
15	22.215	22.889	23.671	23.417	1'32.192	290,5	14:23'16.803
16	21.991	22.820	23.669	23.511	1'31.991	291,2	14:24'48.794

Race Time 24'42.093

RET 52 O. KONIG [1'34.959]							
Lap	Seg1	Seg2	Seg3	Seg4	Lap Time	km/h	Local Time
1		24.347	24.384	23.958	1'42.248		14:01'48.949
2	23.008	23.707	24.360	23.891	1'34.966	289,7	14:03'23.915
3	22.917	23.737	24.333	23.972	1'34.959	286,7	14:04'58.874
4	23.078	23.787	24.641	23.862	1'35.368	282,3	14:06'34.242
5	24.136	23.939	24.347	24.030	1'36.452	286,7	14:08'10.694
6	22.964	23.736	24.366	24.012	1'35.078	286,7	14:09'45.772
7	34.428	32.580	32.521	42.625	2'22.154P	287,4	14:12'07.926

Race Time 12'01.225

RET 34 L. BALDASSARRI [1'33.197]							
Lap	Seg1	Seg2	Seg3	Seg4	Lap Time	km/h	Local Time
1		23.725	23.909	23.608	1'40.046		14:01'46.747
2	22.894	23.452	23.880	23.538	1'33.764	291,2	14:03'20.511
3	22.772	23.252	23.782	23.391	1'33.197	289,7	14:04'53.708

Race Time 4'47.007

RET 51 E. GRANADO							
Lap	Seg1	Seg2	Seg3	Seg4	Lap Time	km/h	Local Time
1		24.082	24.134	23.653	1'41.080		14:01'47.781

Race Time 1'41.080

30/07/2023

P = Pits In/Out - C = Lap Time Cancelled

These data/results cannot be reproduced, stored and/or transmitted in whole or in part by any manner of electronic, mechanical, photocopying, recording, broadcasting or otherwise now known or herein after developed without the previous express consent by the copyright owner, except for reproduction in daily press and regular printed publications on sale to the public within 60 days of the event related to those data/results and always provided that copyright symbol appears together as follows below.

© DORNA WSBK ORGANIZATION Srl 2023