

AUTODROM MOST

LENGTH: 4,212 km 2,617 mi

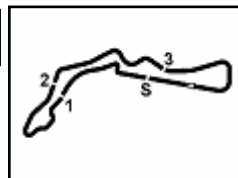
Loop	ID	OC	GPS	
			LAT	LON
Pit In	3	15	50,51930 N	13,61068 E
Pit Out	18	90	50,51997 N	13,60429 E
Speed	20	100	50,51975 N	13,60474 E
I1	22	110	50,51863 N	13,59458 E
I2	24	120	50,51939 N	13,59348 E
I2.1	41	205	50,52132 N	13,59858 E
I3	26	130	50,52077 N	13,60533 E
FL	30	150	50,51950 N	13,60777 E

LLP = Long Lap Penalty
PS = Practice Start board

Acerbis Czech Round, 28–30 July 2023

Biographical Entry List

No.	Rider (Abbreviation)	Nat	Bike	Wins 2023	Podiums 2023	Pole 2023	Races 2023	Tyres	Class
	Age Date of Birth Place of Birth		Team						
1	1 BAUTISTA Alvaro (Bau) 38 21/11/1984 Talavera de la Reina	ESP	Ducati Panigale V4R Arubait Racing - Ducati	49 17	77 19	9 3	154 21	Pirelli	
2	5 OETTL Philipp (Det) 27 03/05/1996 Bad Reichenhall	GER	Ducati Panigale V4R Team GoEleven				52 20	Pirelli	IND
3	7 LECUONA Iker (Lec) 23 06/01/2000 Valencia	ESP	Honda CBR1000 RR-R Team HRC		1	1	50 20	Pirelli	
4	9 PETRUCCI Danilo (Pet) 32 24/10/1990 Terni	ITA	Ducati Panigale V4R Barni Spark Racing Team		1		21 21	Pirelli	IND
5	20 TAMBURINI Roberto (Tam) 32 15/01/1991 Rimini	ITA	Yamaha YZF R1 Yamaha Motocrossing WorldSBK Team				27 3	Pirelli	IND
6	21 RINALDI Michael Ruben (Rin) 27 21/12/1995 Rimini	ITA	Ducati Panigale V4R Arubait Racing - Ducati	4	19 5		170 20	Pirelli	
7	22 LOWES Alex (Low) 32 14/09/1990 Lincoln	GBR	Kawasaki ZX-10RR Kawasaki Racing Team WorldSBK	2	34 1	1	276 21	Pirelli	
8	31 GERLOFF Garrett (Ger) 27 01/08/1995 Spring	USA	BMW M1000 RR Bonovo Action BMW		6		113 21	Pirelli	IND
9	32 VINALES Isaac (Vin) 29 06/11/1993 Llansá	ESP	Kawasaki ZX-10RR TPR Team Pedercini Racing				49 15	Pirelli	IND
10	34 BALDASSARRI Lorenzo (Bal) 26 06/11/1996 San Severino Marche	ITA	Yamaha YZF R1 GMT94 Yamaha				21 21	Pirelli	IND
11	38 SOOMER Hannes (Soo) 25 17/02/1998 Tallinn	EST	Honda CBR1000 RR-R PETRONAS MIE Racing Honda Team					Pirelli	IND
12	45 REDDING Scott (Red) 30 04/01/1993 Gloucester	GBR	BMW M1000 RR ROKIT BMW Motorrad WorldSBK Team	12	40	2	118 21	Pirelli	
13	47 BASSANI Axel (Bas) 24 24/07/1999 Feltre	ITA	Ducati Panigale V4R Motocorsa Racing		6 2		94 21	Pirelli	IND
14	51 GRANADO Eric (Gra) 27 10/06/1996 San Paulo	BRA	Honda CBR1000 RR-R PETRONAS MIE Racing Honda Team				16 13	Pirelli	IND
15	52 KONIG Oliver (Kon) 21 18/03/2002 Praha	CZE	Kawasaki ZX-10RR Orelac Racing MOVISIO				51 14	Pirelli	IND
16	53 RABAT Tito (Rab) 34 25/05/1989 Barcellona	ESP	Kawasaki ZX-10RR Kawasaki Puccetti Racing				44 9	Pirelli	IND
17	54 RAZGATLIOGLU Toprak (Raz) 26 16/10/1996 Alanya	TUR	Yamaha YZF R1 Pata Yamaha Prometeon WorldSBK	36 4	102 20	11 3	177 21	Pirelli	
18	55 LOCATELLI Andrea (Loc) 26 16/10/1996 Alzano Lombardo	ITA	Yamaha YZF R1 Pata Yamaha Prometeon WorldSBK		12 6		94 21	Pirelli	
19	60 VAN DER MARK Michael (vdM) 30 26/10/1992 Gouda	NED	BMW M1000 RR ROKIT BMW Motorrad WorldSBK Team	5	40	1	227 8	Pirelli	
20	65 REA Jonathan (Rea) 36 02/02/1987 Ballymena	GBR	Kawasaki ZX-10RR Kawasaki Racing Team WorldSBK	118	253 8	41 1	398 21	Pirelli	
21	76 BAZ Boris (Baz) 30 01/02/1993 Sallanches	FRA	BMW M1000 RR Bonovo Action BMW	2	20	2	193 19	Pirelli	IND
22	77 AEGERTER Dominique (Aeg) 32 30/09/1990 Röthenbach Im Emmental Be	SUI	Yamaha YZF R1 GYTR GRT Yamaha WorldSBK Team				21 21	Pirelli	IND
23	87 GARDNER Remy (Gar) 25 24/02/1998 Randwick	AUS	Yamaha YZF R1 GYTR GRT Yamaha WorldSBK Team				20 20	Pirelli	IND
24	97 VIERGE Xavi (Vie) 26 30/04/1997 Barcelona	ESP	Honda CBR1000 RR-R Team HRC		1 1		57 21	Pirelli	



Acerbis Czech Round, 28-30 July 2023

Results Free Practice 1st Session

No.	Rider	Nat	Team	Bike	Class	Time	Gap	Rel.	Laps	Speed	
										Avg	Max
1	45 S. REDDING	GBR	ROKIT BMW Motorrad WorldSBK Team	BMW M1000 RR		1'33.926			8	161,438	290,5
2	54 T. RAZGATLIOGLU	TUR	Pata Yamaha Prometeon WorldSBK	Yamaha YZF R1		1'34.570	0.644	0.644	11	160,338	289,7
3	22 A. LOWES	GBR	Kawasaki Racing Team WorldSBK	Kawasaki ZX-10RR		1'34.669	0.743	0.099	15	160,171	288,2
4	77 D. AEGERTER	SUI	GYTR GRT Yamaha WorldSBK Team	Yamaha YZF R1	IND	1'35.351	1.425	0.682	19	159,025	286,7
5	87 R. GARDNER	AUS	GYTR GRT Yamaha WorldSBK Team	Yamaha YZF R1	IND	1'36.016	2.090	0.665	15	157,924	286,7
6	55 A. LOCATELLI	ITA	Pata Yamaha Prometeon WorldSBK	Yamaha YZF R1		1'36.081	2.155	0.065	13	157,817	286,7
7	5 P. OETTL	GER	Team GoEleven	Ducati Panigale V4R	IND	1'36.142	2.216	0.061	16	157,717	285,9
8	97 X. VIERGE	ESP	Team HRC	Honda CBR1000 RR-R		1'36.239	2.313	0.097	16	157,558	292,8
9	31 G. GERLOFF	USA	Bonovo Action BMW	BMW M1000 RR	IND	1'36.650	2.724	0.411	2	156,888	287,4
10	51 E. GRANADO	BRA	PETRONAS MIE Racing Honda Team	Honda CBR1000 RR-R	IND	1'36.811	2.885	0.161	12	156,627	281,5
11	21 M. RINALDI	ITA	Aruba.it Racing - Ducati	Ducati Panigale V4R		1'37.291	3.365	0.480	13	155,854	288,9
12	34 L. BALDASSARRI	ITA	GMT94 Yamaha	Yamaha YZF R1	IND	1'38.064	4.138	0.773	18	154,626	282,3
----- Out 105% in this Session -----											
13	20 R. TAMBURINI	ITA	Yamaha Motoxrcing WorldSBK Team	Yamaha YZF R1	IND	1'38.991	5.065	0.927	14	153,178	283,0
14	52 O. KONIG	CZE	Orelac Racing MOVISIO	Kawasaki ZX-10RR	IND	1'40.053	6.127	1.062	13	151,552	279,4
15	53 T. RABAT	ESP	Kawasaki Puccetti Racing	Kawasaki ZX-10RR	IND	1'40.299	6.373	0.246	21	151,180	283,7
16	65 J. REA	GBR	Kawasaki Racing Team WorldSBK	Kawasaki ZX-10RR		1'45.365	11.439	5.066	8	143,911	283,0
17	1 A. BAUTISTA	ESP	Aruba.it Racing - Ducati	Ducati Panigale V4R		1'46.032	12.106	0.667	8	143,006	283,7
18	47 A. BASSANI	ITA	Motocorsa Racing	Ducati Panigale V4R	IND	1'47.019	13.093	0.987	4	141,687	282,3
19	32 I. VINALES	ESP	TPR Team Pedercini Racing	Kawasaki ZX-10RR	IND	1'47.624	13.698	0.605	6	140,891	277,3
20	9 D. PETRUCCI	ITA	Barni Spark Racing Team	Ducati Panigale V4R	IND	1'49.656	15.730	2.032	5	138,280	279,4
21	38 H. SOOMER	EST	PETRONAS MIE Racing Honda Team	Honda CBR1000 RR-R	IND	1'50.018	16.092	0.362	9	137,825	280,1
22	7 I. LECUONA	ESP	Team HRC	Honda CBR1000 RR-R		1'50.234	16.308	0.216	7	137,555	282,3
23	60 M. VAN DER MARK	NED	ROKIT BMW Motorrad WorldSBK Team	BMW M1000 RR		1'55.059	21.133	4.825	4	131,786	240,8
24	76 L. BAZ	FRA	Bonovo Action BMW	BMW M1000 RR	IND				1		256,5

Qualifying Lap Time (105% of 1'33.926): **1'38.623**

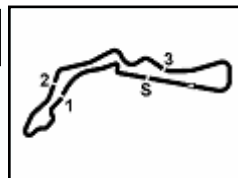
AIR	Humidity:	79%	Temp:	20°C
TRACK	Condition:	Wet	Temp:	24°C

Records	Pole	(SP)	2022 J.Rea	1'30.947	166,730	Km/h
	Race	(SPRC)	2022 T.Razgatioglu	1'31.180	166,300	Km/h
	All Times	(SP)	2022 J.Rea	1'30.947	166,730	Km/h

Start 28/07/2023 10:30 End 11:20 The results are provisional until the end of the time limit for protests and appeals and the completion of the technical checks.

These data/results cannot be reproduced, stored and/or transmitted in whole or in part by any manner of electronic, mechanical, photocopying, recording, broadcasting or otherwise now known or herein after developed without the previous express consent by the copyright owner, except for reproduction in daily press and regular printed publications on sale to the public within 60 days of the event related to those data/results and always provided that copyright symbol appears together as follows below.

© DORNA WSBK ORGANIZATION Srl 2023



Acerbis Czech Round, 28-30 July 2023

Results Free Practice 1st Session

Session Highlights

Local Time	No. Rider	Description
10.30.00		Start
10.30.25		WorldSBK Pit Intervention Time: 58secs
10.30.31		DROPS of RAIN in All Sectors
10.34.16	5 P. OETTL	Current Lap Cancelled - Exceeded Track Limits - Turn 1
10.35.13	51 E. GRANADO	Current Lap Cancelled - Exceeded Track Limits - Turn 1
10.40.04	87 R. GARDNER	Current Lap Cancelled - Exceeded Track Limits - Turn 1
10.43.44	5 P. OETTL	Current Lap Cancelled - Exceeded Track Limits - Turn 1
10.43.50	1 A. BAUTISTA	Current Lap Cancelled - Exceeded Track Limits - Turn 1
10.44.49	51 E. GRANADO	Current Lap Cancelled - Exceeded Track Limits - Turn 1
10.50.17	87 R. GARDNER	Current Lap Cancelled - Exceeded Track Limits - Turn 1
10.54.47	47 A. BASSANI	Current Lap Cancelled - Exceeded Track Limits - Turn 1
10.54.52	34 L. BALDASSARRI	Current Lap Cancelled - Exceeded Track Limits - Turn 1
10.58.13	53 T. RABAT	Current Lap Cancelled - Exceeded Track Limits - Turn 1
11.01.46	52 O. KONIG	Current Lap Cancelled - Exceeded Track Limits - Turn 1
11.06.34	45 S. REDDING	Current Lap Cancelled - Exceeded Track Limits - Turn 1
11.10.02	38 H. SOOMER	Crashed - Turn 21
11.11.28	45 S. REDDING	Current Lap Cancelled - Exceeded Track Limits - Turn 1
11.13.57	52 O. KONIG	Current Lap Cancelled - Exceeded Track Limits - Turn 1
11.14.54	21 M. RINALDI	Lap Cancelled [1'45.470] - Yellow Flag - Turn 21
11.15.04	97 X. VIERGE	Lap Cancelled [1'41.004] - Yellow Flag - Turn 21
11.15.09	77 D. AEGERTER	Lap Cancelled [1'37.878] - Yellow Flag - Turn 21
11.15.14	5 P. OETTL	Lap Cancelled [1'38.273] - Yellow Flag - Turn 21
11.15.19	51 E. GRANADO	Lap Cancelled [1'39.918] - Yellow Flag - Turn 21
11.15.24	87 R. GARDNER	Lap Cancelled [1'39.454] - Yellow Flag - Turn 21
11.15.29	54 T. RAZGATLIOGLU	Lap Cancelled [1'41.007] - Yellow Flag - Turn 21
11.15.34	55 A. LOCATELLI	Lap Cancelled [1'40.428] - Yellow Flag - Turn 21
11.15.39	53 T. RABAT	Lap Cancelled [5'22.879] - Yellow Flag - Turn 21
11.15.44	20 R. TAMBURINI	Lap Cancelled [1'40.2.801] - Yellow Flag - Turn 21
11.15.49	45 S. REDDING	Lap Cancelled [1'35.635] - Yellow Flag - Turn 21
11.16.13	55 A. LOCATELLI	On the Gravel - Re-Joined - Turn 15
11.16.19	38 H. SOOMER	Medical Centre
11.20.01		End Of Session

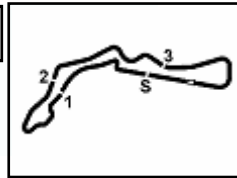
Fastest Laps Sequence

No.	Rider	Nat	Team	Bike	Local Time	Time	Gap	Avg
65	J. REA	GBR	Kawasaki Racing Team WorldSBK	Kawasaki ZX-10RR	10:34'06.939	1'52.823		134,398
65	J. REA	GBR	Kawasaki Racing Team WorldSBK	Kawasaki ZX-10RR	10:35'56.745	1'49.806	-3.017	138,091
65	J. REA	GBR	Kawasaki Racing Team WorldSBK	Kawasaki ZX-10RR	10:37'45.163	1'48.418	-1.388	139,859
65	J. REA	GBR	Kawasaki Racing Team WorldSBK	Kawasaki ZX-10RR	10:39'32.662	1'47.499	-0.919	141,054
65	J. REA	GBR	Kawasaki Racing Team WorldSBK	Kawasaki ZX-10RR	10:41'19.565	1'46.903	-0.596	141,841
65	J. REA	GBR	Kawasaki Racing Team WorldSBK	Kawasaki ZX-10RR	10:43'05.375	1'45.810	-1.093	143,306
65	J. REA	GBR	Kawasaki Racing Team WorldSBK	Kawasaki ZX-10RR	10:44'50.740	1'45.365	-0.445	143,911
54	T. RAZGATLIOGLU	TUR	Pata Yamaha Prometeon WorldSBK	Yamaha YZF R1	10:52'45.558	1'45.117	-0.248	144,251
87	R. GARDNER	AUS	GYTR GRT Yamaha WorldSBK Team	Yamaha YZF R1	10:57'14.997	1'44.903	-0.214	144,545
45	S. REDDING	GBR	ROKIT BMW Motorrad WorldSBK Team	BMW M1000 RR	11:06'24.947	1'41.411	-3.492	149,522
77	D. AEGERTER	SUI	GYTR GRT Yamaha WorldSBK Team	Yamaha YZF R1	11:09'10.697	1'39.688	-1.723	152,107
45	S. REDDING	GBR	ROKIT BMW Motorrad WorldSBK Team	BMW M1000 RR	11:09'42.442	1'36.729	-2.959	156,760
77	D. AEGERTER	SUI	GYTR GRT Yamaha WorldSBK Team	Yamaha YZF R1	11:14'01.343	1'35.983	-0.746	157,978
54	T. RAZGATLIOGLU	TUR	Pata Yamaha Prometeon WorldSBK	Yamaha YZF R1	11:14'17.789	1'34.570	-1.413	160,338
45	S. REDDING	GBR	ROKIT BMW Motorrad WorldSBK Team	BMW M1000 RR	11:16'06.489	1'33.926	-0.644	161,438

Start 10:30 End 11:20 The results are provisional until the end of the time limit for protests and appeals and the completion of the technical checks.

These data/results cannot be reproduced, stored and/or transmitted in whole or in part by any manner of electronic, mechanical, photocopying, recording, broadcasting or otherwise now known or herein after developed without the previous express consent by the copyright owner, except for reproduction in daily press and regular printed publications on sale to the public within 60 days of the event related to those data/results and always provided that copyright symbol appears together as follows below.

© DORNA WSBK ORGANIZATION Srl 2023



Acerbis Czech Round, 28-30 July 2023

Best Sectors & Speed Free Practice 1st Session

Autodrom Most 4.212 m

BEST LAP

1	45	S. REDDING	BMW M1000 RR	1'33.926
2	54	T. RAZGATLIOGLU	Yamaha YZF R1	1'34.570
3	22	A. LOWES	Kawasaki ZX-10RR	1'34.669
4	77	D. AEGERTER	Yamaha YZF R1	1'35.351
5	87	R. GARDNER	Yamaha YZF R1	1'36.016
6	55	A. LOCATELLI	Yamaha YZF R1	1'36.081
7	5	P. OETTL	Ducati Panigale V4R	1'36.142
8	97	X. VIERGE	Honda CBR1000 RR-R	1'36.239
9	31	G. GERLOFF	BMW M1000 RR	1'36.650
10	51	E. GRANADO	Honda CBR1000 RR-R	1'36.811
11	21	M. RINALDI	Ducati Panigale V4R	1'37.291
12	34	L. BALDASSARRI	Yamaha YZF R1	1'38.064
13	20	R. TAMBURINI	Yamaha YZF R1	1'38.991
14	52	D. KONIG	Kawasaki ZX-10RR	1'40.053
15	53	T. RABAT	Kawasaki ZX-10RR	1'40.299
16	65	J. REA	Kawasaki ZX-10RR	1'45.365
17	1	A. BAUTISTA	Ducati Panigale V4R	1'46.032
18	47	A. BASSANI	Ducati Panigale V4R	1'47.019
19	32	I. VINALES	Kawasaki ZX-10RR	1'47.624
20	9	D. PETRUCCI	Ducati Panigale V4R	1'49.656
21	38	H. SOOMER	Honda CBR1000 RR-R	1'50.018
22	7	I. LECUONA	Honda CBR1000 RR-R	1'50.234
23	60	M. VAN DER MARK	BMW M1000 RR	1'55.059
24	76	L. BAZ	BMW M1000 RR	

SPEED

1	97	X. VIERGE	Honda CBR1000 RR-R	292,8
2	45	S. REDDING	BMW M1000 RR	290,5
3	54	T. RAZGATLIOGLU	Yamaha YZF R1	289,7
4	21	M. RINALDI	Ducati Panigale V4R	288,9
5	22	A. LOWES	Kawasaki ZX-10RR	288,2
6	31	G. GERLOFF	BMW M1000 RR	287,4
7	77	D. AEGERTER	Yamaha YZF R1	286,7
8	87	R. GARDNER	Yamaha YZF R1	286,7
9	55	A. LOCATELLI	Yamaha YZF R1	286,7
10	5	P. OETTL	Ducati Panigale V4R	285,9
11	53	T. RABAT	Kawasaki ZX-10RR	283,7
12	1	A. BAUTISTA	Ducati Panigale V4R	283,7
13	20	R. TAMBURINI	Yamaha YZF R1	283,0
14	65	J. REA	Kawasaki ZX-10RR	283,0
15	7	I. LECUONA	Honda CBR1000 RR-R	282,3
16	47	A. BASSANI	Ducati Panigale V4R	282,3
17	34	L. BALDASSARRI	Yamaha YZF R1	282,3
18	51	E. GRANADO	Honda CBR1000 RR-R	281,5
19	38	H. SOOMER	Honda CBR1000 RR-R	280,1
20	9	D. PETRUCCI	Ducati Panigale V4R	279,4
21	52	D. KONIG	Kawasaki ZX-10RR	279,4
22	32	I. VINALES	Kawasaki ZX-10RR	277,3
23	76	L. BAZ	BMW M1000 RR	256,5
24	60	M. VAN DER MARK	BMW M1000 RR	240,8

SEG. 1

1	45	S. REDDING	22.539
2	54	T. RAZGATLIOGLU	22.640
3	22	A. LOWES	22.911
4	87	R. GARDNER	22.918
5	55	A. LOCATELLI	22.967
6	5	P. OETTL	22.976
7	77	D. AEGERTER	22.989
8	97	X. VIERGE	23.100
9	21	M. RINALDI	23.175
10	31	G. GERLOFF	23.252
11	51	E. GRANADO	23.286
12	34	L. BALDASSARRI	23.393
13	20	R. TAMBURINI	23.587
14	53	T. RABAT	23.923
15	52	D. KONIG	24.484
16	38	H. SOOMER	24.638
17	65	J. REA	24.748
18	1	A. BAUTISTA	25.175
19	32	I. VINALES	25.256
20	7	I. LECUONA	25.279
21	47	A. BASSANI	25.349
22	9	D. PETRUCCI	25.723
23	60	M. VAN DER MARK	27.174
24	76	L. BAZ	27.683

SEG. 2

1	54	T. RAZGATLIOGLU	23.510
2	45	S. REDDING	23.526
3	22	A. LOWES	23.595
4	31	G. GERLOFF	23.618
5	55	A. LOCATELLI	23.801
6	97	X. VIERGE	23.964
7	77	D. AEGERTER	23.969
8	5	P. OETTL	24.006
9	87	R. GARDNER	24.064
10	51	E. GRANADO	24.204
11	21	M. RINALDI	24.345
12	20	R. TAMBURINI	24.432
13	34	L. BALDASSARRI	24.548
14	53	T. RABAT	24.983
15	52	D. KONIG	25.047
16	65	J. REA	26.431
17	47	A. BASSANI	26.881
18	32	I. VINALES	26.941
19	1	A. BAUTISTA	27.276
20	38	H. SOOMER	27.302
21	7	I. LECUONA	27.530
22	9	D. PETRUCCI	27.557
23	60	M. VAN DER MARK	27.888
24	76	L. BAZ	29.975

SEG. 3

1	45	S. REDDING	24.147
2	22	A. LOWES	24.260
3	54	T. RAZGATLIOGLU	24.384
4	77	D. AEGERTER	24.495
5	87	R. GARDNER	24.650
6	97	X. VIERGE	24.667
7	31	G. GERLOFF	24.683
8	51	E. GRANADO	24.715
9	55	A. LOCATELLI	24.739
10	5	P. OETTL	24.821
11	21	M. RINALDI	25.303
12	52	D. KONIG	25.549
13	34	L. BALDASSARRI	25.552
14	53	T. RABAT	25.674
15	20	R. TAMBURINI	25.742
16	38	H. SOOMER	26.585
17	1	A. BAUTISTA	27.058
18	65	J. REA	27.333
19	47	A. BASSANI	27.669
20	32	I. VINALES	27.733
21	60	M. VAN DER MARK	28.074
22	7	I. LECUONA	28.483
23	9	D. PETRUCCI	28.485
24	76	L. BAZ	31.469

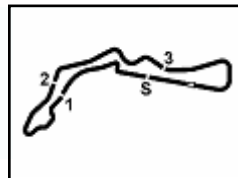
SEG. 4

1	45	S. REDDING	23.714
2	22	A. LOWES	23.871
3	77	D. AEGERTER	23.898
4	54	T. RAZGATLIOGLU	24.036
5	5	P. OETTL	24.062
6	87	R. GARDNER	24.144
7	55	A. LOCATELLI	24.263
8	97	X. VIERGE	24.375
9	31	G. GERLOFF	24.407
10	21	M. RINALDI	24.468
11	34	L. BALDASSARRI	24.571
12	51	E. GRANADO	24.595
13	52	D. KONIG	24.973
14	20	R. TAMBURINI	25.230
15	53	T. RABAT	25.719
16	60	M. VAN DER MARK	25.875
17	38	H. SOOMER	26.136
18	1	A. BAUTISTA	26.522
19	65	J. REA	26.761
20	7	I. LECUONA	26.818
21	47	A. BASSANI	26.909
22	32	I. VINALES	27.232
23	9	D. PETRUCCI	27.839
24	76	L. BAZ	30.323

28/07/2023

These data/results cannot be reproduced, stored and/or transmitted in whole or in part by any manner of electronic, mechanical, photocopying, recording, broadcasting or otherwise now known or herein after developed without the previous express consent by the copyright owner, except for reproduction in daily press and regular printed publications on sale to the public within 60 days of the event related to those data/results and always provided that copyright symbol appears together as follows below.

© DORNA WSBK ORGANIZATION Srl 2023



Autodrom Most 4.212 m

Acerbis Czech Round, 28-30 July 2023

Ideal Times Free Practice 1st Session

No.	Rider	Nat	Bike	Seg. 1 Diff. 1	Seg. 2 Diff. 2	Seg. 3 Diff. 3	Seg. 4 Diff. 4	Ideal Time Best Lap	Pos.	Diff.
1	45 S. REDDING	GBR	BMW M1000 RR	22.539	23.526	24.147	23.714	1'33.926 1'33.926	1	
2	54 T. RAZGATLIOGLU	TUR	Yamaha YZF R1	22.640	23.510	24.384	24.036	1'34.570 1'34.570	2	
3	22 A. LOWES	GBR	Kawasaki ZX-10RR	22.911 +0.032	23.595	24.260	23.871	1'34.637 1'34.669	3	0.032
4	77 D. AEGERTER	SUI	Yamaha YZF R1	22.989	23.969	24.495	23.898	1'35.351 1'35.351	4	
5	55 A. LOCATELLI	ITA	Yamaha YZF R1	22.967 +0.074	23.801 +0.237	24.739	24.263	1'35.770 1'36.081	6	0.311
6	87 R. GARDNER	AUS	Yamaha YZF R1	22.918	24.064 +0.195	24.650 +0.045	24.144	1'35.776 1'36.016	5	0.240
7	5 P. OETTL	GER	Ducati Panigale V4R	22.976 +0.277	24.006	24.821	24.062	1'35.865 1'36.142	7	0.277
8	31 G. GERLOFF	USA	BMW M1000 RR	23.252	23.618	24.683	24.407 +0.690	1'35.960 1'36.650	9	0.690
9	97 X. VIERGE	ESP	Honda CBR1000 RR-R	23.100	23.964	24.667	24.375 +0.133	1'36.106 1'36.239	8	0.133
10	51 E. GRANADO	BRA	Honda CBR1000 RR-R	23.286 +0.011	24.204	24.715	24.595	1'36.800 1'36.811	10	0.011
11	21 M. RINALDI	ITA	Ducati Panigale V4R	23.175	24.345	25.303	24.468	1'37.291 1'37.291	11	
12	34 L. BALDASSARRI	ITA	Yamaha YZF R1	23.393	24.548	25.552	24.571	1'38.064 1'38.064	12	
13	20 R. TAMBURINI	ITA	Yamaha YZF R1	23.587	24.432	25.742	25.230	1'38.991 1'38.991	13	
14	52 D. KONIG	CZE	Kawasaki ZX-10RR	24.484	25.047	25.549	24.973	1'40.053 1'40.053	14	
15	53 T. RABAT	ESP	Kawasaki ZX-10RR	23.923	24.983	25.674	25.719	1'40.299 1'40.299	15	
16	38 H. SOOMER	EST	Honda CBR1000 RR-R	24.638 +1.226	27.302 +0.518	26.585 +1.865	26.136 +1.748	1'44.661 1'50.018	21	5.357
17	65 J. REA	GBR	Kawasaki ZX-10RR	24.748	26.431	27.333	26.761 +0.092	1'45.273 1'45.365	16	0.092
18	1 A. BAUTISTA	ESP	Ducati Panigale V4R	25.175	27.276	27.058	26.522 +0.001	1'46.031 1'46.032	17	0.001
19	47 A. BASSANI	ITA	Ducati Panigale V4R	25.349	26.881	27.669	26.909 +0.211	1'46.808 1'47.019	18	0.211
20	32 I. VINALES	ESP	Kawasaki ZX-10RR	25.256 +0.462	26.941	27.733	27.232	1'47.162 1'47.624	19	0.462
21	7 I. LECUONA	ESP	Honda CBR1000 RR-R	25.279 +0.892	27.530 +0.506	28.483 +0.225	26.818 +0.501	1'48.110 1'50.234	22	2.124
22	60 M. VAN DER MARK	NED	BMW M1000 RR	27.174 +0.933	27.888 +1.849	28.074 +0.946	25.875 +2.320	1'49.011 1'55.059	23	6.048
23	9 D. PETRUCCI	ITA	Ducati Panigale V4R	25.723	27.557	28.485	27.839 +0.052	1'49.604 1'49.656	20	0.052
	76 L. BAZ	FRA	BMW M1000 RR							
Overall Ideal Time				22.539	23.510	24.147	23.714	1'33.910		

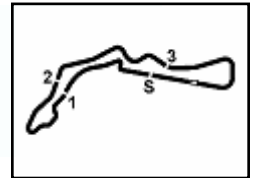
28/07/2023

These data/results cannot be reproduced, stored and/or transmitted in whole or in part by any manner of electronic, mechanical, photocopying, recording, broadcasting or otherwise now known or herein after developed without the previous express consent by the copyright owner, except for reproduction in daily press and regular printed publications on sale to the public within 60 days of the event related to those data/results and always provided that copyright symbol appears together as follows below.

© DORNA WSBK ORGANIZATION Srl 2023

FIGR PERUGIA TIMING





Acerbis Czech Round, 28-30 July 2023

Chronological Analysis Free Practice 1st Session

1 / 3

1° 45 S. REDDING (1'33.926)							
Lap	Seg1	Seg2	Seg3	Seg4	Lap Time	km/h	Local Time
1		29.946	31.652	44.600			10:40'51.879
2	22'29.065	27.908	27.890	26.794	23'51.657P		11:04'43.536
3	24.659	25.908	25.958	24.886	1'41.411	285,9	11:06'24.947
4	25.879	25.396	25.180	24.311	1'40.766C	288,2	11:08'05.713
5	23.545	24.263	24.742	24.179	1'36.729	287,4	11:09'42.442
6	23.020	24.056	24.615	23.944	1'35.635C	289,7	11:11'18.077
7	24.939	24.608	24.684	24.207	1'38.438C	288,9	11:12'56.515
8	22.947	24.868	24.316	23.917	1'36.048	290,5	11:14'32.563
9	22.539	23.526	24.147	23.714	1'33.926	288,9	11:16'06.489

15	7'51.740	27.184	26.812	26.533	9'12.269P		11:07'31.009
16	24.093	25.161	25.545	24.889	1'39.688	282,3	11:09'10.697
17	23.612	24.661	24.953	24.652	1'37.878C	283,7	11:10'48.575
18	23.342	24.424	24.841	24.178	1'36.785	283,0	11:12'25.360
19	23.223	24.087	24.553	24.120	1'35.983	285,2	11:14'01.343
20	22.989	23.969	24.495	23.898	1'35.351	286,7	11:15'36.694

2° 54 T. RAZGATLIOGLU (1'34.570)							
Lap	Seg1	Seg2	Seg3	Seg4	Lap Time	km/h	Local Time
1		28.687	30.052	28.086			10:41'53.976
2	25.797	27.177	28.128	27.395	1'48.497	271,1	10:43'42.473
3	25.035	26.494	28.293	27.005	1'46.827	278,0	10:45'29.300
4	25.564	28.439	29.143	29.004	1'52.150	278,7	10:47'21.450
5	25.122	26.554	27.713	26.994	1'46.383	275,9	10:49'07.833
6	28.964	28.013	28.046	27.585	1'52.608	275,9	10:51'00.441
7	24.721	26.270	27.318	26.808	1'45.117	279,4	10:52'45.558
8	25.102	26.898	27.531	41.139	2'00.670P	278,7	10:54'46.228
9	14'59.232	27.107	26.890	25.778	16'19.007CP		11:11'05.235
10	23.660	24.304	24.832	25.188	1'37.984	285,2	11:12'43.219
11	22.640	23.510	24.384	24.036	1'34.570	286,7	11:14'17.789
12	22.924	25.188	25.474	24.080	1'37.666	289,7	11:15'55.455

5° 87 R. GARDNER (1'36.016)							
Lap	Seg1	Seg2	Seg3	Seg4	Lap Time	km/h	Local Time
1			31.222	31.301	29.428		10:32'26.990
2	27.348	28.953	29.291	28.070	1'53.662	251,8	10:34'20.652
3	26.498	28.179	28.765	27.854	1'51.296	272,5	10:36'11.948
4	26.050	27.770	29.060	28.001	1'50.881	272,5	10:38'02.829
5	25.789	27.723	28.821	28.023	1'50.356	278,7	10:39'53.185
6	27.594	30.897	31.517	41.683	2'11.691CP	275,2	10:42'04.876
7	6'37.534	28.149	28.584	27.430	8'01.697P		10:50'06.573
8	27.011	27.174	28.172	28.452	1'50.809C	278,7	10:51'57.382
9	25.596	26.888	27.472	27.071	1'47.027	271,1	10:53'44.409
10	25.200	26.626	27.320	26.539	1'45.685	274,5	10:55'30.094
11	24.772	26.437	27.166	26.528	1'44.903	275,9	10:57'14.997
12	25.234	31.921	29.520	42.251	2'08.926P	279,4	10:59'23.923
13	10'19.512	26.109	27.077	26.756	11'39.454CP		11:11'03.377
14	23.860	24.702	24.892	24.366	1'37.820	282,3	11:12'41.197
15	23.438	24.064	24.650	24.253	1'36.405	285,9	11:14'17.602
16	22.918	24.259	24.695	24.144	1'36.016	286,7	11:15'53.618

3° 22 A. LOWES (1'34.669)							
Lap	Seg1	Seg2	Seg3	Seg4	Lap Time	km/h	Local Time
1		32.219	31.509	28.919			10:33'41.022
2	26.447	28.551	29.490	28.377	1'52.865	281,5	10:35'33.887
3	27.000	28.894	30.336	29.125	1'55.355	269,1	10:37'29.242
4	26.255	27.440	29.148	27.886	1'50.729	275,2	10:39'19.971
5	25.470	27.123	28.211	27.536	1'48.340	280,1	10:41'08.311
6	25.481	27.068	27.910	27.405	1'47.864	281,5	10:42'56.175
7	26.453	28.143	28.478	27.567	1'50.641	269,8	10:44'46.816
8	25.182	26.474	27.649	26.949	1'46.254	282,3	10:46'33.070
9	27.951	27.581	28.439	26.916	1'50.887	280,1	10:48'23.957
10	25.318	26.809	27.287	26.391	1'45.805	280,8	10:50'09.762
11	24.671	26.572	27.450	46.123	2'04.816P	281,5	10:52'14.578
12	16'33.588	25.600	26.755	26.217	17'52.160P		11:10'06.738
13	24.098	24.562	25.171	24.934	1'38.765	282,3	11:11'45.503
14	23.283	24.047	24.997	24.447	1'36.774	285,9	11:13'22.277
15	22.911	23.814	24.897	24.754	1'36.376	288,2	11:14'58.653
16	22.943	23.595	24.260	23.871	1'34.669	287,4	11:16'33.322

6° 55 A. LOCATELLI (1'36.081)							
Lap	Seg1	Seg2	Seg3	Seg4	Lap Time	km/h	Local Time
1		29.597	30.957	27.930			10:37'46.810
2	25.939	28.207	28.914	27.982	1'51.042	275,2	10:39'37.852
3	25.830	27.705	28.645	27.954	1'50.134	274,5	10:41'27.986
4	25.780	27.630	28.517	27.570	1'49.497	272,5	10:43'17.483
5	25.541	27.688	28.252	27.680	1'49.161	277,3	10:45'06.644
6	25.676	27.244	28.493	27.518	1'48.931	269,8	10:46'55.575
7	25.516	27.478	28.183	27.462	1'48.639	277,3	10:48'44.214
8	25.496	27.225	28.287	27.459	1'48.467	281,5	10:50'32.681
9	26.743	27.896	28.185	42.621	2'05.445P	265,2	10:52'38.126
10	15'30.674	26.552	27.058	26.274	16'50.558P		11:09'28.684
11	23.760	24.818	25.606	26.244	1'40.428C	285,9	11:11'09.112
12	23.323	24.546	25.111	24.727	1'37.707	284,5	11:12'46.819
13	23.041	24.038	24.739	24.263	1'36.081	285,9	11:14'22.900
14	22.967	23.801	36.618	25.916	1'49.302	286,7	11:16'12.202

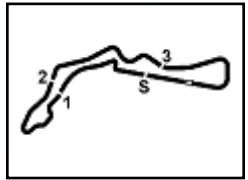
4° 77 D. AEGERTER (1'35.351)							
Lap	Seg1	Seg2	Seg3	Seg4	Lap Time	km/h	Local Time
1		33.245	31.849	29.674			10:33'40.451
2	28.464	30.177	30.433	29.415	1'58.489	259,0	10:35'38.940
3	27.045	29.277	30.150	28.470	1'54.942	269,8	10:37'33.882
4	26.717	28.757	29.842	28.424	1'53.740	272,5	10:39'27.622
5	26.700	28.636	29.651	28.142	1'53.129	275,2	10:41'20.751
6	26.373	28.334	29.197	28.000	1'51.904	277,3	10:43'12.655
7	26.387	28.363	29.325	28.378	1'52.453	275,2	10:45'05.108
8	25.982	28.145	29.644	28.156	1'51.927	275,2	10:46'57.035
9	26.005	28.084	28.769	27.964	1'50.822	275,9	10:48'47.857
10	25.877	28.286	28.702	28.350	1'51.215	277,3	10:50'39.072
11	28.917	29.406	28.992	28.357	1'55.672	239,7	10:52'34.744
12	25.679	27.845	28.331	27.535	1'49.390	275,9	10:54'24.134
13	25.478	27.825	28.386	27.534	1'49.223	278,7	10:56'13.357
14	26.046	27.907	28.454	42.976	2'05.383P	275,2	10:58'18.740

7° 5 P. OETTL (1'36.142)							
Lap	Seg1	Seg2	Seg3	Seg4	Lap Time	km/h	Local Time
1			29.988	30.346	29.005		10:34'03.852
2	39.230	29.184	29.475	28.180	2'06.069C	270,4	10:36'09.921
3	26.383	27.929	29.175	27.946	1'51.433	273,1	10:38'01.354
4	26.316	27.852	29.140	27.868	1'51.176	273,8	10:39'52.530
5	25.893	27.820	28.903	28.157	1'50.773	275,9	10:41'43.303
6	25.907	27.496	29.116	27.726	1'50.245	272,5	10:43'33.548
7	31.300	28.393	29.453	41.912	2'11.058CP	276,6	10:45'44.606
8	4'06.068	27.965	28.746	27.591	5'30.370P		10:51'14.976
9	25.366	27.360	28.821	27.407	1'48.954	278,0	10:53'03.930
10	25.120	27.225	28.344	27.261	1'47.950	278,7	10:54'51.880
11	25.196	28.237	29.558	43.247	2'06.238P	278,0	10:56'58.118
12	9'19.427	26.634	26.955	25.798	10'38.814P		11:07'36.932
13	24.315	25.047	26.064	25.454	1'40.880	284,5	11:09'17.812
14	23.507	24.454	25.552	24.760	1'38.273C	285,2	11:10'56.085
15	23.142	24.203	24.912	24.945	1'37.202	285,9	11:12'33.287
16	22.976	24.194	24.967	24.291	1'36.428	285,2	11:14'09.715
17	23.253	24.006	24.821	24.062	1'36.142	285,9	11:15'45.857

28/07/2023 P = Pits In/Out - C = Lap Time Cancelled

These data/results cannot be reproduced, stored and/or transmitted in whole or in part by any manner of electronic, mechanical, photocopying, recording, broadcasting or otherwise now known or herein after developed without the previous express consent by the copyright owner, except for reproduction in daily press and regular printed publications on sale to the public within 60 days of the event related to those data/results and always provided that copyright symbol appears together as follows below.

© DORNA WSBK ORGANIZATION Srl 2023



Autodrom Most 4.212 m

Acerbis Czech Round, 28-30 July 2023

Chronological Analysis Free Practice 1st Session

2 / 3

8° 97 X. VIERGE [1'36.239]							
Lap	Seg.1	Seg.2	Seg.3	Seg.4	Lap Time	km/h	Local Time
1		32.178	32.299	29.940			10:32'50.853
2	27.876	29.812	30.288	28.884	1'56.860	255,9	10:34'47.713
3	26.954	28.890	29.410	28.093	1'53.347	262,7	10:36'41.060
4	26.539	28.073	29.174	27.944	1'51.730	262,7	10:38'32.790
5	26.360	27.610	28.935	27.894	1'50.799	269,8	10:40'23.589
6	25.722	27.770	28.834	27.584	1'49.910	278,7	10:42'13.499
7	25.999	27.638	30.383	42.280	2'06.300P	280,8	10:44'19.799
8	7'13.471	28.564	29.336	27.604	8'38.975P		10:52'58.774
9	26.004	27.477	28.295	27.129	1'48.905	277,3	10:54'47.679
10	25.402	27.482	28.339	27.194	1'48.417	285,9	11:00'36.096
11	25.430	27.773	29.402	39.850	2'02.455P	283,7	10:58'38.551
12	7'13.460	28.162	28.656	27.346	8'37.624P		11:07'16.175
13	24.782	25.738	26.569	25.799	1'42.888	280,8	11:08'59.063
14	24.314	25.324	25.838	25.528	1'41.004C	287,4	11:10'40.067
15	23.621	24.425	25.131	24.375	1'37.552	287,4	11:12'17.619
16	23.601	24.199	25.455	25.282	1'38.537	292,0	11:13'56.156
17	23.100	23.964	24.667	24.508	1'36.239	292,8	11:15'32.395

9° 31 G. GERLOFF [1'36.650]							
Lap	Seg.1	Seg.2	Seg.3	Seg.4	Lap Time	km/h	Local Time
1		27.252	27.143	26.140			11:12'16.139
2	24.161	24.263	25.124	24.407	1'37.955	282,3	11:13'54.094
3	23.252	23.618	24.683	25.097	1'36.650	287,4	11:15'30.744

10° 51 E. GRANADO [1'36.811]							
Lap	Seg.1	Seg.2	Seg.3	Seg.4	Lap Time	km/h	Local Time
1		32.213	33.182	31.009			10:35'00.865
2	31.959	30.663	31.014	29.940	2'03.576C	273,8	10:37'04.441
3	28.004	28.923	30.288	29.039	1'56.254	256,5	10:39'00.695
4	27.226	28.479	29.392	28.620	1'53.717	257,7	10:40'54.412
5	26.715	28.006	29.116	28.256	1'52.093	271,8	10:42'46.505
6	26.160	27.878	28.880	28.185	1'51.103	273,1	10:44'37.608
7	36.349	34.495	29.571	43.991	2'24.406CP	277,3	10:47'02.014
8	19'00.151	30.447	31.039	28.707	20'30.344P		11:07'32.358
9	25.767	26.347	27.784	25.977	1'45.875	262,1	11:09'18.233
10	23.930	24.797	25.727	25.464	1'39.918C	279,4	11:10'58.151
11	23.692	24.517	25.116	24.747	1'38.072	280,1	11:12'36.223
12	23.286	24.296	24.869	24.732	1'37.183	281,5	11:14'13.406
13	23.297	24.204	24.715	24.595	1'36.811	278,7	11:15'50.217

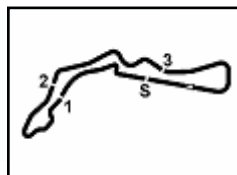
11° 21 M. RINALDI [1'37.291]							
Lap	Seg.1	Seg.2	Seg.3	Seg.4	Lap Time	km/h	Local Time
1		30.754	31.251	29.348			10:33'24.082
2	28.003	30.061	30.476	29.199	1'57.739	253,0	10:35'21.821
3	26.923	29.069	29.858	28.920	1'54.770	265,9	10:37'16.591
4	26.956	28.557	29.380	28.495	1'53.388	269,1	10:39'09.979
5	26.730	28.444	29.214	28.446	1'52.834	274,5	10:41'02.813
6	26.150	28.094	29.336	28.139	1'51.719	278,7	10:42'54.532
7	26.600	28.294	29.361	28.406	1'52.661	272,5	10:44'47.193
8	26.330	35.316	31.829	44.815	2'18.290P	279,4	10:47'05.483
9	18'17.883	28.008	28.794	27.614	19'42.299P		11:06'47.782
10	25.088	26.987	27.899	26.620	1'46.594	285,9	11:08'34.376
11	25.342	26.515	27.302	26.311	1'45.470C	267,2	11:10'19.846
12	23.967	25.252	26.412	25.512	1'41.143	286,7	11:12'00.989
13	23.538	24.873	25.605	25.005	1'39.021	288,2	11:13'40.010
14	23.175	24.345	25.303	24.468	1'37.291	288,9	11:15'17.301

12° 34 L. BALDASSARRI [1'38.064]							
Lap	Seg.1	Seg.2	Seg.3	Seg.4	Lap Time	km/h	Local Time
1							
2							
3							
4							
5							
6							
7							
8							
9							
10							
11							
12							
13							
14							
15							
16							
17							
18							
19							
20							
21							
22							
23							
24							
25							
26							
27							
28							
29							
30							
31							
32							
33							
34							
35							
36							
37							
38							
39							
40							
41							
42							
43							
44							
45							
46							
47							
48							
49							
50							
51							
52							
53							
54							
55							
56							
57							
58							
59							
60							

1		30.941	31.786	29.796			10:32'18.083
2	27.124	29.575	30.726	29.247	1'56.672	259,6	10:34'14.755
3	26.794	28.906	30.150	29.035	1'54.885	267,2	10:36'09.640
4	27.092	28.365	29.566	28.438	1'53.461	258,4	10:38'03.101
5	26.213	28.008	29.547	28.319	1'52.087	259,0	10:39'55.188
6	26.276	27.914	29.109	28.408	1'51.707	274,5	10:41'46.895
7	25.944	27.764	28.885	28.024	1'50.617	272,5	10:43'37.512
8	25.827	27.573	28.594	27.946	1'49.940	275,2	10:45'27.452
9	26.386	32.432	32.603	28.955	2'00.376	269,8	10:47'27.828
10	25.411	27.620	28.520	27.468	1'49.019	275,2	10:49'16.847
11	25.268	27.327	28.425	27.448	1'48.468	275,9	10:51'05.315
12	25.437	27.267	28.322	27.565	1'48.591	276,6	10:52'53.906
13	25.554	27.392	28.174	27.131	1'48.251	254,8	10:54'42.157
14	29.354	31.441	32.900	45.462	2'19.157CP	275,9	10:57'01.314
15	9'55.195	28.325	29.251	28.264	11'20.795P		11:08'22.109
16	24.989	26.000	27.275	26.842	1'45.106	278,0	11:10'07.215
17	24.912	25.754	26.756	25.734	1'43.156	278,0	11:11'50.371
18	23.835	24.934	26.023	25.175	1'39.967	282,3	11:13'30.338
19	23.393	24.548	25.552	24.571	1'38.064	278,7	11:15'08.402

13° 20 R. TAMBURINI [1'38.991]							
Lap	Seg.1	Seg.2	Seg.3	Seg.4	Lap Time	km/h	Local Time
1		32.715	32.869	30.442			10:37'42.021
2	28.685	30.422	30.611	29.465	1'59.183	229,7	10:39'41.204
3	28.333	29.530	30.091	29.132	1'57.086	230,7	10:41'38.290
4	27.335	29.039	30.467	28.752	1'55.593	237,7	10:43'33.883
5	26.634	28.531	28.890	28.504	1'52.559	246,2	10:45'26.442
6	26.780	28.667	29.976	30.138	1'55.561	259,6	10:47'22.003
7	26.620	28.103	28.490	27.813	1'51.026	248,4	10:49'13.029
8	26.291	27.984	28.667	27.965	1'50.907	265,2	10:51'03.936
9	26.034	27.759	28.211	27.812	1'49.816	257,1	10:52'53.752
10	26.467	27.807	28.107	27.668	1'50.049	244,5	10:54'43.801
11	31.895	32.146	31.581	47.958	2'23.580P	258,4	10:57'07.381
12	12'37.764	28.858	28.420	27.759	14'02.801CP		11:11'10.182
13	25.008	26.011	26.867	29.301	1'47.187	259,0	11:12'57.369
14	24.192	24.983	25.962	25.574	1'40.711	275,9	11:14'38.080
15	23.587	24.432	25.742	25.230	1'38.991	283,0	11:16'17.071

14° 52 D. KONIG [1'40.053]							
Lap	Seg.1	Seg.2	Seg.3	Seg.4	Lap Time	km/h	Local Time
1		30.574	33.661	45.269			10:39'53.650
2	5'29.957	29.642	29.815	28.684	6'58.098P		10:46'51.748
3	26.770	28.403	29.029	28.147	1'52.349	270,4	10:48'44.097
4	26.203	28.057	28.564	27.764	1'50.588	273,8	10:50'34.685
5	26.516	28.471	29.980	29.241	1'54.208	274,5	10:52'28.893
6	26.207	28.113	28.921	27.787	1'51.028	274,5	10:54'19.921
7	26.148	27.922	28.379	27.470	1'49.919	275,2	10:56'09.840
8	25.907	27.908	28.071	27.330	1'49.216		



Autodrom Most 4.212 m

Acerbis Czech Round, 28-30 July 2023

Chronological Analysis Free Practice 1st Session

3 / 3

Lap	Seg1	Seg2	Seg3	Seg4	Lap Time	km/h	Local Time
7	27.104	29.305	29.626	28.883	1'54.918	257,7	10:44'50.424
8	26.608	28.728	29.829	29.160	1'54.325	275,2	10:46'44.749
9	26.716	28.545	29.413	29.048	1'53.722	273,1	10:48'38.471
10	32.175	29.917	29.290	29.042	2'00.424	271,1	10:50'38.895
11	26.259	28.343	29.043	28.562	1'52.207	273,8	10:52'31.102
12	26.348	28.265	28.734	28.371	1'51.718	275,2	10:54'22.820
13	26.154	27.666	28.545	27.895	1'50.260	275,2	10:56'13.080
14	25.957	27.524	28.073	27.867	1'49.421	271,8	10:58'02.501
15	29.924	32.232	32.599	28.361	2'03.116C	275,2	11:00'05.617
16	26.173	27.504	28.125	27.504	1'49.306	271,1	11:01'54.923
17	26.063	26.999	27.984	27.472	1'48.518	275,9	11:03'43.441
18	25.555	27.206	27.884	42.741	2'03.386P	275,2	11:05'46.827
19	3'59.115	27.712	27.858	28.194	5'22.879CP		11:11'09.706
20	24.423	26.043	27.201	27.379	1'45.046	280,1	11:12'54.752
21	24.397	25.640	25.697	26.284	1'42.018	280,8	11:14'36.770
22	23.923	24.983	25.674	25.719	1'40.299	283,7	11:16'17.069

21° 38 H. SOOMER [1'50.018]							
Lap	Seg1	Seg2	Seg3	Seg4	Lap Time	km/h	Local Time
1		33.153	32.520	30.540			10:35'02.689
2	28.438	30.232	30.499	29.192	1'58.361	244,0	10:37'01.050
3	27.523	29.646	29.763	28.554	1'55.486	260,2	10:38'56.536
4	27.285	29.609	30.808	44.470	2'12.172P	275,2	10:41'08.708
5	6'48.984	28.856	29.203	27.976	8'15.019P		10:49'23.727
6	26.512	28.281	28.689	27.961	1'51.443	269,1	10:51'15.170
7	26.477	27.876	28.407	27.542	1'50.302	254,2	10:53'05.472
8	25.864	27.820	28.450	27.884	1'50.018	278,7	10:54'55.490
9	26.018	28.378	28.646	43.663	2'06.705P	275,2	10:57'02.195
10	9'50.283	27.302	26.993	26.136	11'10.714P		11:08'12.909

16° 65 J. REA [1'45.365]							
Lap	Seg1	Seg2	Seg3	Seg4	Lap Time	km/h	Local Time
1		29.799	29.976	29.323			10:32'14.116
2	26.351	28.630	29.880	27.962	1'52.823	278,0	10:34'06.939
3	25.888	27.519	28.946	27.453	1'49.806	280,8	10:35'56.745
4	25.381	27.366	28.442	27.229	1'48.418	280,8	10:37'45.163
5	25.391	27.197	27.932	26.979	1'47.499	283,0	10:39'32.662
6	25.099	26.665	27.950	27.189	1'46.903	281,5	10:41'19.935
7	24.936	26.628	27.485	26.761	1'45.810	281,5	10:43'05.375
8	24.748	26.431	27.333	26.853	1'45.365	283,0	10:44'50.740
9	28.049	29.030	28.755	41.137	2'06.971P	275,9	10:46'57.711

22° 7 I. LECUONA [1'50.234]							
Lap	Seg1	Seg2	Seg3	Seg4	Lap Time	km/h	Local Time
1		31.435	31.527	29.214			10:33'38.060
2	27.902	28.893	29.975	28.695	1'55.465	281,5	10:35'33.525
3	26.670	28.571	29.636	41.357	2'06.234P	275,9	10:37'39.759
4	13'22.469	28.466	29.263	27.550	14'47.748P		10:52'27.507
5	26.171	28.036	28.708	27.319	1'50.234	282,3	10:54'17.741
6	25.817	27.658	28.678	40.353	2'02.506P	281,5	10:56'20.247
7	11'53.549	27.530	28.483	26.818	13'16.380P		11:09'36.627
8	25.279	29.961	29.747	41.618	2'06.605P	282,3	11:11'43.232

17° 1 A. BAUTISTA [1'46.032]							
Lap	Seg1	Seg2	Seg3	Seg4	Lap Time	km/h	Local Time
1		29.906	29.636	28.145			10:39'59.663
2	26.271	28.020	28.629	27.757	1'50.677	253,6	10:41'50.340
3	26.085	27.753	28.460	27.367	1'49.665	269,8	10:43'40.005
4	31.617	29.097	27.908	27.340	1'55.962C	283,7	10:45'35.967
5	26.040	27.391	27.482	26.888	1'47.801	265,2	10:47'23.768
6	25.435	27.502	27.266	26.797	1'47.000	283,0	10:49'10.768
7	25.175	27.276	27.058	26.523	1'46.032	283,0	10:50'56.800
8	26.069	28.358	28.468	40.556	2'03.451P	282,3	10:53'00.251
9	21'38.992	27.412	27.079	26.522	23'00.005P		11:16'00.256

23° 60 M. VAN DER MARK [1'55.059]							
Lap	Seg1	Seg2	Seg3	Seg4	Lap Time	km/h	Local Time
1		30.574	30.912	29.625			10:45'41.904
2	27.932	29.230	30.147	29.171	1'56.480	240,8	10:47'38.384
3	28.107	29.737	29.020	28.195	1'55.059	227,8	10:49'33.443
4	27.174	29.182	30.058	43.177	2'09.591P	237,1	10:51'43.034
5	21'55.747	27.888	28.074	25.875	23'17.584P		11:15'00.618

18° 47 A. BASSANI [1'47.019]							
Lap	Seg1	Seg2	Seg3	Seg4	Lap Time	km/h	Local Time
1		28.104	28.218	26.970			10:51'01.704
2	25.810	27.224	28.047	26.909	1'47.990	269,8	10:52'49.694
3	25.349	26.881	27.669	27.120	1'47.019	279,4	10:54'36.713
4	29.680	29.530	28.532	41.114	2'08.856CP	282,3	10:56'45.569
5	17'21.382	29.094	29.251	27.809	18'47.536P		11:15'33.105

24° 76 L. BAZ							
Lap	Seg1	Seg2	Seg3	Seg4	Lap Time	km/h	Local Time
1		31.671	31.708	30.323			10:40'37.244
2	27.683	29.975	31.469	45.762	2'14.889P	256,5	10:42'52.133

19° 32 I. VINALES [1'47.624]							
Lap	Seg1	Seg2	Seg3	Seg4	Lap Time	km/h	Local Time
1		30.640	31.815	30.837			10:42'02.825
2	28.061	29.246	29.879	29.493	1'56.679	259,6	10:43'59.504
3	26.976	27.745	28.792	28.793	1'52.306	267,2	10:45'51.810
4	26.016	27.370	28.105	27.714	1'49.205	269,1	10:47'41.015
5	26.016	28.367	28.060	27.539	1'49.982	264,6	10:49'30.997
6	25.718	26.941	27.733	27.232	1'47.624	270,4	10:51'18.621
7	25.256	28.021	28.599	44.764	2'06.640P	277,3	10:53'25.261

20° 9 D. PETRUCCI [1'49.656]							
Lap	Seg1	Seg2	Seg3	Seg4	Lap Time	km/h	Local Time
1		31.148	30.842	40.802			10:33'48.996

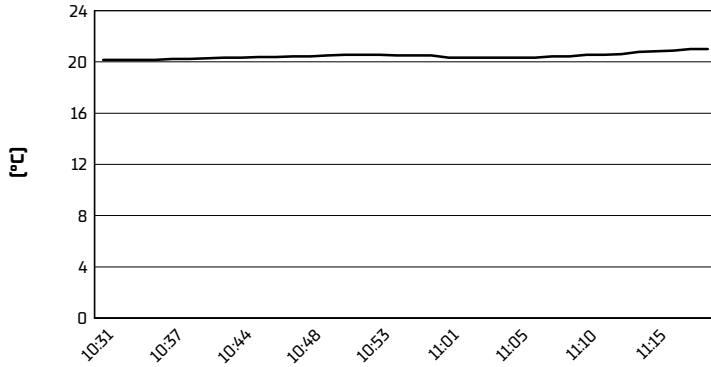
28/07/2023 P = Pits In/Dut - C = Lap Time Cancelled

These data/results cannot be reproduced, stored and/or transmitted in whole or in part by any manner of electronic, mechanical, photocopying, recording, broadcasting or otherwise now known or herein after developed without the previous express consent by the copyright owner, except for reproduction in daily press and regular printed publications on sale to the public within 60 days of the event related to those data/results and always provided that copyright symbol appears together as follows below.

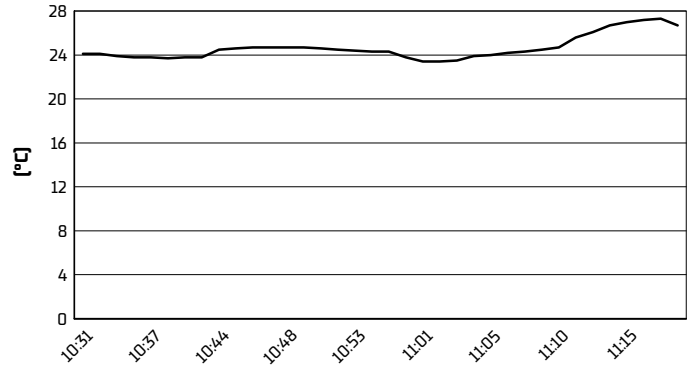
© DORNA WSBK ORGANIZATION Srl 2023

Acerbis Czech Round, 28-30 July 2023
Weather Report Free Practice 1st Session
Session started 10:30 - Session ended 11:20

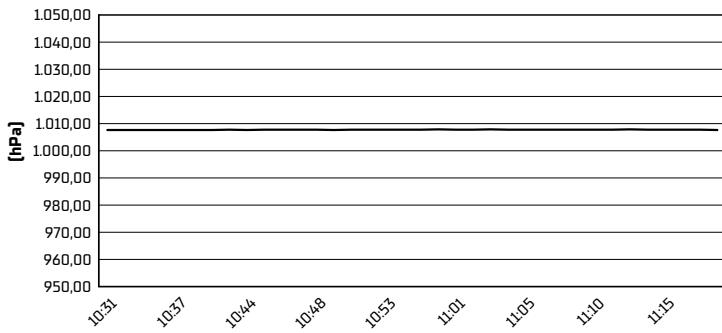
Air Temperature



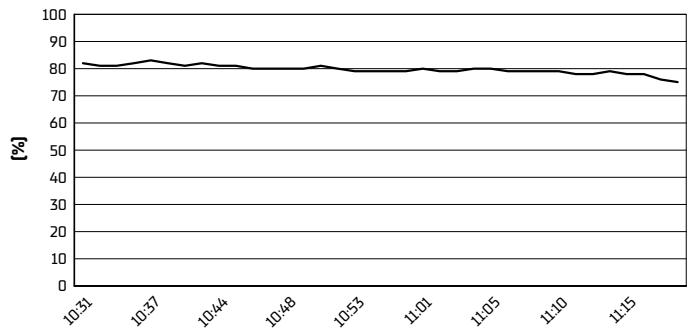
Track Temperature



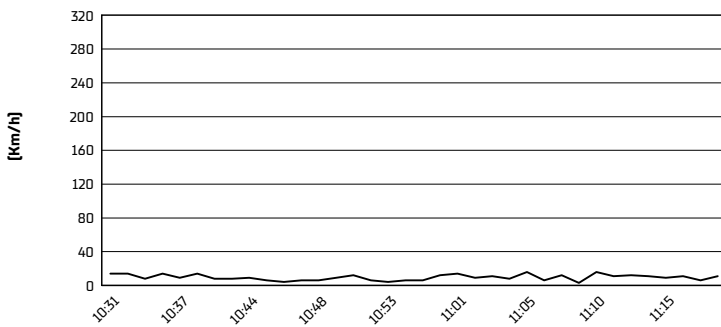
Air Pressure



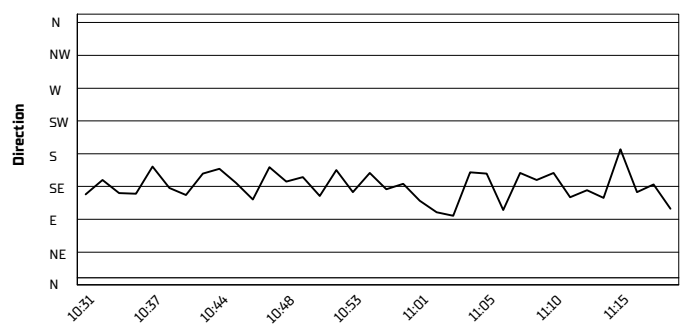
Humidity



Wind Speed



Wind Direction



28/07/2023

These data/results cannot be reproduced, stored and/or transmitted in whole or in part by any manner of electronic, mechanical, photocopying, recording, broadcasting or otherwise now known or herein after developed without the previous express consent by the copyright owner, except for reproduction in daily press and regular printed publications on sale to the public within 60 days of the event related to those data/results and always provided that copyright symbol appears together as follows below.

© DORNA WSBK ORGANIZATION Srl 2023