

Acerbis Czech Round, 28-30 July 2023

Results Free Practice 2nd Session

1 / 3

No.	Rider	Nat	Team	Bike	Class	Time	Gap	Rel.	Laps	Speed	
										Avg	Max
1	54 T. RAZGATLIOGLU	TUR	Pata Yamaha Prometeon WorldSBK	Yamaha YZF R1		1'32.367			19	164,163	291,2
2	87 R. GARDNER	AUS	GYTR GRT Yamaha WorldSBK Team	Yamaha YZF R1	IND	1'32.379	0.012	0.012	20	164,141	292,8
3	9 D. PETRUCCI	ITA	Barni Spark Racing Team	Ducati Panigale V4R	IND	1'32.471	0.104	0.092	19	163,978	292,8
4	21 M. RINALDI	ITA	Aruba.it Racing - Ducati	Ducati Panigale V4R		1'32.560	0.193	0.089	17	163,820	290,5
5	47 A. BASSANI	ITA	Motocorsa Racing	Ducati Panigale V4R	IND	1'32.611	0.244	0.051	19	163,730	289,7
6	1 A. BAUTISTA	ESP	Aruba.it Racing - Ducati	Ducati Panigale V4R		1'32.654	0.287	0.043	14	163,654	294,4
7	55 A. LOCATELLI	ITA	Pata Yamaha Prometeon WorldSBK	Yamaha YZF R1		1'32.884	0.517	0.230	21	163,249	292,8
8	77 D. AEGERTER	SUI	GYTR GRT Yamaha WorldSBK Team	Yamaha YZF R1	IND	1'32.886	0.519	0.002	21	163,245	288,9
9	45 S. REDDING	GBR	ROKIT BMW Motorrad WorldSBK Team	BMW M1000 RR		1'32.890	0.523	0.004	18	163,238	292,0
10	65 J. REA	GBR	Kawasaki Racing Team WorldSBK	Kawasaki ZX-10RR		1'32.892	0.525	0.002	18	163,235	291,2
11	22 A. LOWES	GBR	Kawasaki Racing Team WorldSBK	Kawasaki ZX-10RR		1'32.971	0.604	0.079	18	163,096	292,0
12	31 G. GERLOFF	USA	Bonovo Action BMW	BMW M1000 RR	IND	1'33.058	0.691	0.087	17	162,944	292,8
13	7 I. LECUONA	ESP	Team HRC	Honda CBR1000 RR-R		1'33.108	0.741	0.050	19	162,856	295,2
14	76 L. BAZ	FRA	Bonovo Action BMW	BMW M1000 RR	IND	1'33.335	0.968	0.227	21	162,460	287,4
15	5 P. DETTL	GER	Team GoEleven	Ducati Panigale V4R	IND	1'33.343	0.976	0.008	22	162,446	289,7
16	97 X. VIERGE	ESP	Team HRC	Honda CBR1000 RR-R		1'33.401	1.034	0.058	20	162,345	296,0
17	34 L. BALDASSARRI	ITA	GMT94 Yamaha	Yamaha YZF R1	IND	1'33.445	1.078	0.044	21	162,269	285,2
18	52 O. KONIG	CZE	Orelac Racing MOVISIO	Kawasaki ZX-10RR	IND	1'34.520	2.153	1.075	15	160,423	285,2
19	53 T. RABAT	ESP	Kawasaki Puccetti Racing	Kawasaki ZX-10RR	IND	1'34.634	2.267	0.114	21	160,230	288,2
20	32 I. VINALES	ESP	TPR Team Pedercini Racing	Kawasaki ZX-10RR	IND	1'34.667	2.300	0.033	15	160,174	285,9
21	38 H. SOOMER	EST	PETRONAS MIE Racing Honda Team	Honda CBR1000 RR-R	IND	1'34.978	2.611	0.311	17	159,650	287,4
22	20 R. TAMBURINI	ITA	Yamaha Motoxracing WorldSBK Team	Yamaha YZF R1	IND	1'36.055	3.688	1.077	6	157,860	277,3
23	51 E. GRANADO	BRA	PETRONAS MIE Racing Honda Team	Honda CBR1000 RR-R	IND	1'36.076	3.709	0.021	4	157,825	288,9
Out 105% in this Session											
24	60 M. VAN DER MARK	NED	ROKIT BMW Motorrad WorldSBK Team	BMW M1000 RR		1'44.215	11.848	8.139	1	145,499	285,2

Qualifying Lap Time (105% of 1'32.367): 1'36.986

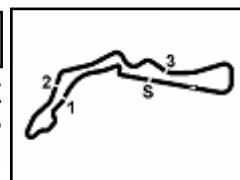
AIR	Humidity:	52%	Temp:	25°C
TRACK	Condition:	Dry	Temp:	36°C

Records	Pole	(SP)	2022	J.Rea	1'30.947	166,730	Km/h
	Race	(SPRC)	2022	T.Razgatioglu	1'31.180	166,300	Km/h
	All Times	(SP)	2022	J.Rea	1'30.947	166,730	Km/h

Start End The results are provisional until the end of the time limit for protests and appeals
 28/07/2023 15:00 15:50 and the completion of the technical checks.

These data/results cannot be reproduced, stored and/or transmitted in whole or in part by any manner of electronic, mechanical, photocopying, recording, broadcasting or otherwise now known or herein after developed without the previous express consent by the copyright owner, except for reproduction in daily press and regular printed publications on sale to the public within 60 days of the event related to those data/results and always provided that copyright symbol appears together as follows below.

© DORNA WSBK ORGANIZATION Srl 2023



Acerbis Czech Round, 28-30 July 2023

Results Free Practice 2nd Session

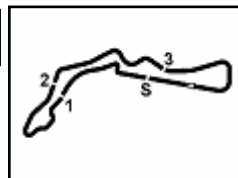
Session Highlights

Local Time	No. Rider	Description
15.00.00		Start
15.00.02		WorldSBK Pit Intervention Time: 58secs
15.01.57	1 A. BAUTISTA	Current Lap Cancelled - Exceeded Track Limits - Turn 1
15.03.14	31 G. GERLOFF	On the Gravel - Re-Joined - Turn 17
15.04.20	60 M. VAN DER MARK	Crashed - Turn 10
15.05.16	65 J. REA	Current Lap Cancelled - Exceeded Track Limits - Turn 1
15.05.26	5 P. OETTL	Current Lap Cancelled - Exceeded Track Limits - Turn 1
15.05.28	60 M. VAN DER MARK	bike will not return until the end of the session
15.06.52	87 R. GARDNER	Current Lap Cancelled - Exceeded Track Limits - Turn 1
15.07.20	21 M. RINALDI	Current Lap Cancelled - Exceeded Track Limits - Turn 1
15.08.21	77 D. AEGERTER	Lap Cancelled [1'34.714] - Yellow Flag - Turn 10
15.08.26	5 P. OETTL	Lap Cancelled [1'34.641] - Yellow Flag - Turn 10
15.08.31	45 S. REDDING	Lap Cancelled [1'38.291] - Yellow Flag - Turn 10
15.08.36	21 M. RINALDI	Lap Cancelled [1'34.124] - Yellow Flag - Turn 10
15.10.17	51 E. GRANADO	Crashed - Turn 17
15.11.37	32 I. VINALES	Current Lap Cancelled - Exceeded Track Limits - Turn 1
15.11.51	51 E. GRANADO	bike will not return until the end of the session
15.12.57	76 L. BAZ	Current Lap Cancelled - Exceeded Track Limits - Turn 1
15.13.07	34 L. BALDASSARRI	Current Lap Cancelled - Exceeded Track Limits - Turn 1
15.13.09	52 O. KONIG	Current Lap Cancelled - Exceeded Track Limits - Turn 1
15.13.28	53 T. RABAT	Current Lap Cancelled - Exceeded Track Limits - Turn 1
15.14.08	51 E. GRANADO	Medical Centre
15.14.41	76 L. BAZ	Lap Cancelled [1'36.884] - Yellow Flag - Turn 17-18
15.14.46	47 A. BASSANI	Lap Cancelled [1'54.657] - Yellow Flag - Turn 17-18
15.14.51	9 D. PETRUCCI	Lap Cancelled [1'48.355] - Yellow Flag - Turn 17-18
15.14.56	54 T. RAZGATLIOGLU	Lap Cancelled [1'51.208] - Yellow Flag - Turn 17-18
15.15.01	7 I. LECUONA	Lap Cancelled [1'34.789] - Yellow Flag - Turn 17-18
15.15.06	34 L. BALDASSARRI	Lap Cancelled [1'36.273] - Yellow Flag - Turn 17-18
15.15.11	52 O. KONIG	Lap Cancelled [1'35.023] - Yellow Flag - Turn 17-18
15.15.16	32 I. VINALES	Lap Cancelled [1'35.609] - Yellow Flag - Turn 17-18
15.15.21	55 A. LOCATELLI	Lap Cancelled [1'33.776] - Yellow Flag - Turn 17-18
15.15.26	87 R. GARDNER	Lap Cancelled [1'35.507] - Yellow Flag - Turn 17-18
15.15.31	38 H. SOOMER	Lap Cancelled [1'38.218] - Yellow Flag - Turn 17-18
15.15.36	97 X. VIERGE	Lap Cancelled [1'49.798] - Yellow Flag - Turn 17-18
15.15.41	45 S. REDDING	Lap Cancelled [1'33.574] - Yellow Flag - Turn 17-18
15.15.46	20 R. TAMBURINI	Lap Cancelled [1'58.649] - Yellow Flag - Turn 17-18
15.15.51	5 P. OETTL	Lap Cancelled [1'34.587] - Yellow Flag - Turn 17-18
15.15.56	77 D. AEGERTER	Lap Cancelled [1'45.076] - Yellow Flag - Turn 17-18
15.16.01	22 A. LOWES	Lap Cancelled [1'48.435] - Yellow Flag - Turn 17-18
15.16.06	53 T. RABAT	Lap Cancelled [1'35.877] - Yellow Flag - Turn 17-18
15.16.11	21 M. RINALDI	Lap Cancelled [1'50.976] - Yellow Flag - Turn 17-18
15.16.30	5 P. OETTL	Current Lap Cancelled - Exceeded Track Limits - Turn 1
15.16.37	45 S. REDDING	Current Lap Cancelled - Exceeded Track Limits - Turn 1
15.18.21	53 T. RABAT	Current Lap Cancelled - Exceeded Track Limits - Turn 1
15.23.01	31 G. GERLOFF	Current Lap Cancelled - Exceeded Track Limits - Turn 1
15.27.50	22 A. LOWES	Crashed - Turn 2
15.28.06	22 A. LOWES	Re-joined
15.29.01	21 M. RINALDI	Current Lap Cancelled - Exceeded Track Limits - Turn 1
15.30.07	7 I. LECUONA	Lap Cancelled [1'34.244] - Yellow Flag - Turn 3
15.30.12	1 A. BAUTISTA	Lap Cancelled [1'47.387] - Yellow Flag - Turn 3
15.30.17	55 A. LOCATELLI	Lap Cancelled [1'47.528] - Yellow Flag - Turn 3
15.37.48	5 P. OETTL	Current Lap Cancelled - Exceeded Track Limits - Turn 1
15.38.34	52 O. KONIG	Crashed - Turn 10
15.38.51	52 O. KONIG	Re-joined
15.40.45	22 A. LOWES	Lap Cancelled [1'33.811] - Yellow Flag - Turn 10
15.40.49	76 L. BAZ	Lap Cancelled [1'34.581] - Yellow Flag - Turn 10

Start 15:00 End 15:50 The results are provisional until the end of the time limit for protests and appeals and the completion of the technical checks.

These data/results cannot be reproduced, stored and/or transmitted in whole or in part by any manner of electronic, mechanical, photocopying, recording, broadcasting or otherwise now known or herein after developed without the previous express consent by the copyright owner, except for reproduction in daily press and regular printed publications on sale to the public within 60 days of the event related to those data/results and always provided that copyright symbol appears together as follows below.

© DORNA WSBK ORGANIZATION Srl 2023



Acerbis Czech Round, 28-30 July 2023

Results Free Practice 2nd Session

15.40.54	54	T. RAZGATLIOGLU	Lap Cancelled [1'32.316] - Yellow Flag - Turn 10
15.40.59	53	T. RABAT	Lap Cancelled [1'43.338] - Yellow Flag - Turn 10
15.41.04	7	I. LECUONA	Lap Cancelled [1'35.118] - Yellow Flag - Turn 10
15.41.51	22	A. LOWES	Crashed - Turn 10
15.42.07	22	A. LOWES	Re-joined
15.42.14	21	M. RINALDI	Current Lap Cancelled - Exceeded Track Limits - Turn 1
15.43.33	22	A. LOWES	BLACK FLAG - Didn't enter the pitlane after crash [art. 1.21.5]
15.44.18	77	D. AEGERTER	Crashed - Turn 2
15.44.21	7	I. LECUONA	Lap Cancelled [1'36.639] - Yellow Flag - Turn 10
15.44.25	76	L. BAZ	Current Lap Cancelled - Exceeded Track Limits - Turn 1
15.44.26	45	S. REDDING	Lap Cancelled [1'33.375] - Yellow Flag - Turn 10
15.44.31	53	T. RABAT	Lap Cancelled [1'35.913] - Yellow Flag - Turn 10
15.44.42	77	D. AEGERTER	Re-joined
15.44.44	45	S. REDDING	Current Lap Cancelled - Exceeded Track Limits - Turn 1
15.44.47	7	I. LECUONA	Current Lap Cancelled - Exceeded Track Limits - Turn 1
15.44.50	53	T. RABAT	Current Lap Cancelled - Exceeded Track Limits - Turn 1
15.49.06	54	T. RAZGATLIOGLU	Lap Cancelled [1'36.468] - Yellow Flag - Turn 1-2
15.49.11	76	L. BAZ	Lap Cancelled [1'45.205] - Yellow Flag - Turn 1-2
15.49.16	45	S. REDDING	Lap Cancelled [1'41.824] - Yellow Flag - Turn 1-2
15.49.21	7	I. LECUONA	Lap Cancelled [1'38.733] - Yellow Flag - Turn 1-2
15.49.26	53	T. RABAT	Lap Cancelled [1'39.631] - Yellow Flag - Turn 1-2
15.49.31	65	J. REA	Lap Cancelled [1'32.958] - Yellow Flag - Turn 1-2
15.49.36	31	G. GERLOFF	Lap Cancelled [1'33.794] - Yellow Flag - Turn 1-2
15.49.41	34	L. BALDASSARRI	Lap Cancelled [1'36.395] - Yellow Flag - Turn 1-2
15.49.46	47	A. BASSANI	Lap Cancelled [1'33.212] - Yellow Flag - Turn 1-2
15.49.51	55	A. LOCATELLI	Lap Cancelled [1'32.806] - Yellow Flag - Turn 1-2
15.49.56	9	D. PETRUCCI	Lap Cancelled [1'58.126] - Yellow Flag - Turn 1-2
15.50.48			End Of Session

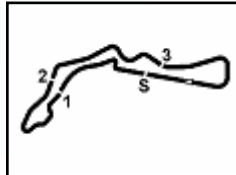
Fastest Laps Sequence

No.	Rider	Nat	Team	Bike	Local Time	Time	Gap	Avg
76	L. BAZ	FRA	Bonovo Action BMW	BMW M1000 RR	15:03'15.675	1'34.764		160,010
47	A. BASSANI	ITA	Motocorsa Racing	Ducati Panigale V4R	15:03'23.204	1'34.309	-0.455	160,782
65	J. REA	GBR	Kawasaki Racing Team WorldSBK	Kawasaki ZX-10RR	15:03'31.059	1'34.304	-0.005	160,791
22	A. LOWES	GBR	Kawasaki Racing Team WorldSBK	Kawasaki ZX-10RR	15:03'31.659	1'33.425	-0.879	162,303
22	A. LOWES	GBR	Kawasaki Racing Team WorldSBK	Kawasaki ZX-10RR	15:08'18.159	1'33.037	-0.388	162,980
65	J. REA	GBR	Kawasaki Racing Team WorldSBK	Kawasaki ZX-10RR	15:08'19.548	1'32.892	-0.145	163,235
54	T. RAZGATLIOGLU	TUR	Pata Yamaha Prometeon WorldSBK	Yamaha YZF R1	15:36'28.286	1'32.367	-0.525	164,163

Start 15:00 End 15:50 The results are provisional until the end of the time limit for protests and appeals and the completion of the technical checks.

These data/results cannot be reproduced, stored and/or transmitted in whole or in part by any manner of electronic, mechanical, photocopying, recording, broadcasting or otherwise now known or herein after developed without the previous express consent by the copyright owner, except for reproduction in daily press and regular printed publications on sale to the public within 60 days of the event related to those data/results and always provided that copyright symbol appears together as follows below.

© DORNA WSBK ORGANIZATION Srl 2023



Acerbis Czech Round, 28–30 July 2023

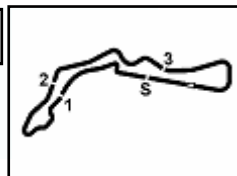
Free Practices Combined Results after FP2

No.	Rider	Nat	Team	Bike	Class	FP1	FP2	FP3	Time	Gap	Rel.	Avg	LL
1	54 T. RAZGATLIOGLU	TUR	Pata Yamaha Prometeon WorldSBK	Yamaha YZF R1		1'34.570	1'32.367		1'32.367			164,163	30
2	87 R. GARDNER	AUS	GYTR GRT Yamaha WorldSBK Team	Yamaha YZF R1	IND	1'36.016	1'32.379		1'32.379	0.012	0.012	164,141	35
3	9 D. PETRUCCI	ITA	Barni Spark Racing Team	Ducati Panigale V4R	IND	1'49.656	1'32.471		1'32.471	0.104	0.092	163,978	24
4	21 M. RINALDI	ITA	Aruba.it Racing - Ducati	Ducati Panigale V4R		1'37.291	1'32.560		1'32.560	0.193	0.089	163,820	30
5	47 A. BASSANI	ITA	Motocorsa Racing	Ducati Panigale V4R	IND	1'47.019	1'32.611		1'32.611	0.244	0.051	163,730	23
6	1 A. BAUTISTA	ESP	Aruba.it Racing - Ducati	Ducati Panigale V4R		1'46.032	1'32.654		1'32.654	0.287	0.043	163,654	22
7	55 A. LOCATELLI	ITA	Pata Yamaha Prometeon WorldSBK	Yamaha YZF R1		1'36.081	1'32.884		1'32.884	0.517	0.230	163,249	34
8	77 D. AEGERTER	SUI	GYTR GRT Yamaha WorldSBK Team	Yamaha YZF R1	IND	1'35.351	1'32.886		1'32.886	0.519	0.002	163,245	40
9	45 S. REDDING	GBR	ROKiT BMW Motorrad WorldSBK Team	BMW M1000 RR		1'33.926	1'32.890		1'32.890	0.523	0.004	163,238	26
10	65 J. REA	GBR	Kawasaki Racing Team WorldSBK	Kawasaki ZX-10RR		1'45.365	1'32.892		1'32.892	0.525	0.002	163,235	26
11	22 A. LOWES	GBR	Kawasaki Racing Team WorldSBK	Kawasaki ZX-10RR		1'34.669	1'32.971		1'32.971	0.604	0.079	163,096	33
12	31 G. GERLOFF	USA	Bonovo Action BMW	BMW M1000 RR	IND	1'36.650	1'33.058		1'33.058	0.691	0.087	162,944	19
13	7 I. LECUONA	ESP	Team HRC	Honda CBR1000 RR-R		1'50.234	1'33.108		1'33.108	0.741	0.050	162,856	26
14	76 L. BAZ	FRA	Bonovo Action BMW	BMW M1000 RR	IND		1'33.335		1'33.335	0.968	0.227	162,460	22
15	5 P. OETTL	GER	Team GoEleven	Ducati Panigale V4R	IND	1'36.142	1'33.343		1'33.343	0.976	0.008	162,446	38
16	97 X. VIERGE	ESP	Team HRC	Honda CBR1000 RR-R		1'36.239	1'33.401		1'33.401	1.034	0.058	162,345	36
17	34 L. BALDASSARRI	ITA	GMT94 Yamaha	Yamaha YZF R1	IND	1'38.064	1'33.445		1'33.445	1.078	0.044	162,269	39
18	52 O. KONIG	CZE	Orelac Racing MOVISIO	Kawasaki ZX-10RR	IND	1'40.053	1'34.520		1'34.520	2.153	1.075	160,423	28
19	53 T. RABAT	ESP	Kawasaki Puccetti Racing	Kawasaki ZX-10RR	IND	1'40.299	1'34.634		1'34.634	2.267	0.114	160,230	42
20	32 I. VINALES	ESP	TPR Team Pedercini Racing	Kawasaki ZX-10RR	IND	1'47.624	1'34.667		1'34.667	2.300	0.033	160,174	21
21	38 H. SODMER	EST	PETRONAS MIE Racing Honda Team	Honda CBR1000 RR-R	IND	1'50.018	1'34.978		1'34.978	2.611	0.311	159,650	26
22	20 R. TAMBURINI	ITA	Yamaha Motoxracing WorldSBK Team	Yamaha YZF R1	IND	1'38.991	1'36.055		1'36.055	3.688	1.077	157,860	20
23	51 E. GRANADO	BRA	PETRONAS MIE Racing Honda Team	Honda CBR1000 RR-R	IND	1'36.811	1'36.076		1'36.076	3.709	0.021	157,825	16
24	60 M. VAN DER MARK	NED	ROKiT BMW Motorrad WorldSBK Team	BMW M1000 RR		1'55.059	1'44.215		1'44.215	11.848	8.139	145,499	5

28/07/2023

These data/results cannot be reproduced, stored and/or transmitted in whole or in part by any manner of electronic, mechanical, photocopying, recording, broadcasting or otherwise now known or herein after developed without the previous express consent by the copyright owner, except for reproduction in daily press and regular printed publications on sale to the public within 60 days of the event related to those data/results and always provided that copyright symbol appears together as follows below.

© DORNA WSBK ORGANIZATION Srl 2023



Acerbis Czech Round, 28-30 July 2023

Best Sectors & Speed Free Practice 2nd Session

Autodrom Most 4.212 m

BEST LAP

1	54	T. RAZGATLIOGLU	Yamaha YZF R1	1'32.367
2	87	R. GARDNER	Yamaha YZF R1	1'32.379
3	9	D. PETRUCCI	Ducati Panigale V4R	1'32.471
4	21	M. RINALDI	Ducati Panigale V4R	1'32.560
5	47	A. BASSANI	Ducati Panigale V4R	1'32.611
6	1	A. BAUTISTA	Ducati Panigale V4R	1'32.654
7	55	A. LOCATELLI	Yamaha YZF R1	1'32.884
8	77	D. AEGERTER	Yamaha YZF R1	1'32.886
9	45	S. REDDING	BMW M1000 RR	1'32.890
10	65	J. REA	Kawasaki ZX-10RR	1'32.892
11	22	A. LOWES	Kawasaki ZX-10RR	1'32.971
12	31	G. GERLOFF	BMW M1000 RR	1'33.058
13	7	I. LECUONA	Honda CBR1000 RR-R	1'33.108
14	76	L. BAZ	BMW M1000 RR	1'33.335
15	5	P. OETTL	Ducati Panigale V4R	1'33.343
16	97	X. VIERGE	Honda CBR1000 RR-R	1'33.401
17	34	L. BALDASSARRI	Yamaha YZF R1	1'33.445
18	52	D. KONIG	Kawasaki ZX-10RR	1'34.520
19	53	T. RABAT	Kawasaki ZX-10RR	1'34.634
20	32	I. VINALES	Kawasaki ZX-10RR	1'34.667
21	38	H. SOOMER	Honda CBR1000 RR-R	1'34.978
22	20	R. TAMBURINI	Yamaha YZF R1	1'36.055
23	51	E. GRANADO	Honda CBR1000 RR-R	1'36.076
24	60	M. VAN DER MARK	BMW M1000 RR	1'44.215

SPEED

1	97	X. VIERGE	Honda CBR1000 RR-R	296,0
2	7	I. LECUONA	Honda CBR1000 RR-R	295,2
3	1	A. BAUTISTA	Ducati Panigale V4R	294,4
4	55	A. LOCATELLI	Yamaha YZF R1	292,8
5	9	D. PETRUCCI	Ducati Panigale V4R	292,8
6	87	R. GARDNER	Yamaha YZF R1	292,8
7	31	G. GERLOFF	BMW M1000 RR	292,8
8	22	A. LOWES	Kawasaki ZX-10RR	292,0
9	45	S. REDDING	BMW M1000 RR	292,0
10	65	J. REA	Kawasaki ZX-10RR	291,2
11	54	T. RAZGATLIOGLU	Yamaha YZF R1	291,2
12	21	M. RINALDI	Ducati Panigale V4R	290,5
13	5	P. OETTL	Ducati Panigale V4R	289,7
14	47	A. BASSANI	Ducati Panigale V4R	289,7
15	51	E. GRANADO	Honda CBR1000 RR-R	288,9
16	77	D. AEGERTER	Yamaha YZF R1	288,9
17	53	T. RABAT	Kawasaki ZX-10RR	288,2
18	38	H. SOOMER	Honda CBR1000 RR-R	287,4
19	76	L. BAZ	BMW M1000 RR	287,4
20	32	I. VINALES	Kawasaki ZX-10RR	285,9
21	60	M. VAN DER MARK	BMW M1000 RR	285,2
22	34	L. BALDASSARRI	Yamaha YZF R1	285,2
23	52	D. KONIG	Kawasaki ZX-10RR	285,2
24	20	R. TAMBURINI	Yamaha YZF R1	277,3

SEG. 1

1	54	T. RAZGATLIOGLU	22.098
2	21	M. RINALDI	22.112
3	47	A. BASSANI	22.113
4	9	D. PETRUCCI	22.167
5	1	A. BAUTISTA	22.186
6	31	G. GERLOFF	22.221
7	77	D. AEGERTER	22.227
8	45	S. REDDING	22.262
9	55	A. LOCATELLI	22.270
10	7	I. LECUONA	22.305
11	76	L. BAZ	22.319
12	5	P. OETTL	22.322
13	34	L. BALDASSARRI	22.335
14	22	A. LOWES	22.342
15	65	J. REA	22.346
16	97	X. VIERGE	22.358
17	87	R. GARDNER	22.369
18	52	D. KONIG	22.631
19	53	T. RABAT	22.655
20	32	I. VINALES	22.747
21	51	E. GRANADO	22.799
22	38	H. SOOMER	22.957
23	20	R. TAMBURINI	23.098
24	60	M. VAN DER MARK	23.658

SEG. 2

1	54	T. RAZGATLIOGLU	22.920
2	9	D. PETRUCCI	22.965
3	87	R. GARDNER	22.966
4	47	A. BASSANI	23.017
5	55	A. LOCATELLI	23.041
6	21	M. RINALDI	23.087
7	45	S. REDDING	23.089
8	22	A. LOWES	23.090
9	77	D. AEGERTER	23.128
10	65	J. REA	23.146
11	5	P. OETTL	23.172
12	31	G. GERLOFF	23.194
13	1	A. BAUTISTA	23.223
14	76	L. BAZ	23.224
15	7	I. LECUONA	23.226
16	34	L. BALDASSARRI	23.257
17	97	X. VIERGE	23.305
18	32	I. VINALES	23.523
19	52	D. KONIG	23.574
20	53	T. RABAT	23.598
21	38	H. SOOMER	23.790
22	51	E. GRANADO	23.810
23	20	R. TAMBURINI	23.914
24	60	M. VAN DER MARK	25.340

SEG. 3

1	21	M. RINALDI	23.678
2	54	T. RAZGATLIOGLU	23.716
3	87	R. GARDNER	23.733
4	9	D. PETRUCCI	23.734
5	65	J. REA	23.757
6	1	A. BAUTISTA	23.759
7	55	A. LOCATELLI	23.795
8	77	D. AEGERTER	23.814
9	22	A. LOWES	23.818
10	47	A. BASSANI	23.821
11	7	I. LECUONA	23.914
12	5	P. OETTL	23.949
13	45	S. REDDING	23.970
14	31	G. GERLOFF	23.974
15	76	L. BAZ	24.001
16	97	X. VIERGE	24.036
17	34	L. BALDASSARRI	24.083
18	38	H. SOOMER	24.211
19	32	I. VINALES	24.256
20	52	D. KONIG	24.287
21	53	T. RABAT	24.370
22	51	E. GRANADO	24.373
23	20	R. TAMBURINI	24.529
24	60	M. VAN DER MARK	25.384

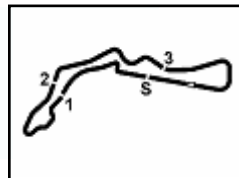
SEG. 4

1	87	R. GARDNER	23.311
2	21	M. RINALDI	23.426
3	31	G. GERLOFF	23.438
4	55	A. LOCATELLI	23.460
5	1	A. BAUTISTA	23.460
6	47	A. BASSANI	23.466
7	77	D. AEGERTER	23.482
8	65	J. REA	23.489
9	45	S. REDDING	23.496
10	9	D. PETRUCCI	23.507
11	54	T. RAZGATLIOGLU	23.531
12	22	A. LOWES	23.542
13	5	P. OETTL	23.554
14	97	X. VIERGE	23.564
15	7	I. LECUONA	23.663
16	76	L. BAZ	23.707
17	34	L. BALDASSARRI	23.770
18	38	H. SOOMER	23.928
19	52	D. KONIG	23.958
20	32	I. VINALES	23.992
21	53	T. RABAT	23.998
22	51	E. GRANADO	24.191
23	20	R. TAMBURINI	24.273
24	60	M. VAN DER MARK	24.879

28/07/2023

These data/results cannot be reproduced, stored and/or transmitted in whole or in part by any manner of electronic, mechanical, photocopying, recording, broadcasting or otherwise now known or herein after developed without the previous express consent by the copyright owner, except for reproduction in daily press and regular printed publications on sale to the public within 60 days of the event related to those data/results and always provided that copyright symbol appears together as follows below.

© DORNA WSBK ORGANIZATION Srl 2023



Autodrom Most 4.212 m

Acerbis Czech Round, 28-30 July 2023

Ideal Times Free Practice 2nd Session

No.	Rider	Nat	Bike	Seg. 1	Seg. 2	Seg. 3	Seg. 4	Ideal Time		
				Diff. 1	Diff. 2	Diff. 3	Diff. 4	Best Lap	Pos.	Diff.
1	54 T. RAZGATLIOGLU	TUR	Yamaha YZF R1	22.098 +0.084	22.920 +0.013	23.716	23.531 +0.005	1'32.265 1'32.367	1	0.102
2	21 M. RINALDI	ITA	Ducati Panigale V4R	22.112 +0.120	23.087	23.678 +0.137	23.426	1'32.303 1'32.560	4	0.257
3	9 D. PETRUCCI	ITA	Ducati Panigale V4R	22.167 +0.020	22.965 +0.049	23.734	23.507 +0.029	1'32.373 1'32.471	3	0.098
4	87 R. GARDNER	AUS	Yamaha YZF R1	22.369	22.966	23.733	23.311	1'32.379 1'32.379	2	
5	47 A. BASSANI	ITA	Ducati Panigale V4R	22.113 +0.111	23.017 +0.015	23.821	23.466 +0.068	1'32.417 1'32.611	5	0.194
6	55 A. LOCATELLI	ITA	Yamaha YZF R1	22.270 +0.069	23.041 +0.249	23.795	23.460	1'32.566 1'32.884	7	0.318
7	1 A. BAUTISTA	ESP	Ducati Panigale V4R	22.186	23.223 +0.005	23.759	23.460 +0.021	1'32.628 1'32.654	6	0.026
8	77 D. AEGERTER	SUI	Yamaha YZF R1	22.227	23.128 +0.172	23.814 +0.024	23.482 +0.039	1'32.651 1'32.886	8	0.235
9	65 J. REA	GBR	Kawasaki ZX-10RR	22.346 +0.048	23.146 +0.106	23.757	23.489	1'32.738 1'32.892	10	0.154
10	22 A. LOWES	GBR	Kawasaki ZX-10RR	22.342 +0.029	23.090 +0.119	23.818	23.542 +0.031	1'32.792 1'32.971	11	0.179
11	45 S. REDDING	GBR	BMW M1000 RR	22.262 +0.073	23.089	23.970	23.496	1'32.817 1'32.890	9	0.073
12	31 G. GERLOFF	USA	BMW M1000 RR	22.221	23.194 +0.046	23.974 +0.040	23.438 +0.145	1'32.827 1'33.058	12	0.231
13	5 P. OETTL	GER	Ducati Panigale V4R	22.322 +0.200	23.172 +0.137	23.949	23.554 +0.009	1'32.997 1'33.343	15	0.346
14	7 I. LECUONA	ESP	Honda CBR1000 RR-R	22.305	23.226	23.914	23.663	1'33.108 1'33.108	13	
15	76 L. BAZ	FRA	BMW M1000 RR	22.319	23.224	24.001 +0.084	23.707	1'33.251 1'33.335	14	0.084
16	97 X. VIERGE	ESP	Honda CBR1000 RR-R	22.358	23.305 +0.050	24.036 +0.088	23.564	1'33.263 1'33.401	16	0.138
17	34 L. BALDASSARRI	ITA	Yamaha YZF R1	22.335	23.257	24.083	23.770	1'33.445 1'33.445	17	
18	52 O. KONIG	CZE	Kawasaki ZX-10RR	22.631 +0.005	23.574	24.287	23.958 +0.065	1'34.450 1'34.520	18	0.070
19	32 I. VINALES	ESP	Kawasaki ZX-10RR	22.747 +0.119	23.523	24.256	23.992 +0.030	1'34.518 1'34.667	20	0.149
20	53 T. RABAT	ESP	Kawasaki ZX-10RR	22.655	23.598	24.370 +0.013	23.998	1'34.621 1'34.634	19	0.013
21	38 H. SOOMER	EST	Honda CBR1000 RR-R	22.957 +0.024	23.790 +0.068	24.211	23.928	1'34.886 1'34.978	21	0.092
22	51 E. GRANADO	BRA	Honda CBR1000 RR-R	22.799 +0.480	23.810 +0.240	24.373 +0.183	24.191	1'35.173 1'36.076	23	0.903
23	20 R. TAMBURINI	ITA	Yamaha YZF R1	23.098	23.914	24.529 +0.127	24.273 +0.059	1'35.814 1'36.055	22	0.241
24	60 M. VAN DER MARK	NED	BMW M1000 RR	23.658	25.340 +2.180	25.384	24.879 +2.774	1'39.261 1'44.215	24	4.954
Overall Ideal Time				22.098	22.920	23.678	23.311	1'32.007		

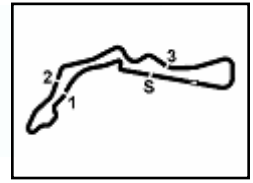
28/07/2023

These data/results cannot be reproduced, stored and/or transmitted in whole or in part by any manner of electronic, mechanical, photocopying, recording, broadcasting or otherwise now known or herein after developed without the previous express consent by the copyright owner, except for reproduction in daily press and regular printed publications on sale to the public within 60 days of the event related to those data/results and always provided that copyright symbol appears together as follows below.

© DORNA WSBK ORGANIZATION Srl 2023

FIGR PERUGIA TIMING





1° 54 T. RAZGATLIOGLU (1'32.367)

Lap	Seg1	Seg2	Seg3	Seg4	Lap Time	km/h	Local Time
1		25.251	25.381	24.411			15:01'55.794
2	22.724	23.587	24.311	23.764	1'34.386	286,7	15:03'30.180
3	23.008	23.477	24.140	23.825	1'34.450	291,2	15:05'04.630
4	22.390	23.159	24.116	23.761	1'33.426	286,7	15:06'38.056
5	22.391	23.680	24.468	23.903	1'34.442	288,9	15:08'12.498
6	22.275	23.281	24.203	23.775	1'33.534	286,7	15:09'46.032
7	22.305	24.544	24.847	39.512	1'51.208CP	286,7	15:11'37.240
8	8'50.709	24.288	24.435	23.907	10'03.339P		15:21'40.579
9	22.335	23.176	23.886	23.730	1'33.127	283,7	15:23'13.706
10	22.341	23.129	23.849	23.737	1'33.056	284,5	15:24'46.762
11	22.462	23.889	24.456	36.943	1'47.750P	283,7	15:26'34.512
12	5'32.162	24.709	24.932	24.132	6'45.935P		15:33'20.447
13	22.426	23.924	25.171	23.951	1'35.472	282,3	15:34'55.919
14	22.182	22.933	23.716	23.536	1'32.367	283,0	15:36'28.286
15	22.796	23.814	24.496	23.910	1'35.016	285,9	15:38'03.302
16	22.098	22.938	23.739	23.541	1'32.316C	286,7	15:39'35.618
17	22.261	22.920	23.834	23.545	1'32.560	285,9	15:41'08.178
18	22.214	23.080	23.820	23.531	1'32.645	286,7	15:42'40.823
19	22.239	22.964	23.746	23.604	1'32.553	284,5	15:44'13.376
20	23.708	24.116	24.717	23.927	1'36.468C	283,7	15:45'49.844

15	22.195	22.965	23.734	23.604	1'32.498	288,2	15:38'39.673
16	22.187	23.014	23.734	23.536	1'32.471	290,5	15:40'12.144
17	23.591	25.883	28.744	24.047	1'42.265	291,2	15:41'54.409
18	22.188	22.998	23.909	23.652	1'32.747	288,9	15:43'27.156
19	22.167	23.046	23.907	23.658	1'32.778	287,4	15:44'59.934
20	25.835	26.098	27.146	39.047	1'58.126CP	288,2	15:46'58.060

4° 21 M. RINALDI (1'32.560)

Lap	Seg1	Seg2	Seg3	Seg4	Lap Time	km/h	Local Time
1		25.684	24.733	24.203			15:02'27.136
2	22.889	23.835	24.480	23.990	1'35.194	286,7	15:04'02.330
3	22.515	23.600	24.054	23.955	1'34.124C	286,7	15:05'36.454
4	22.410	23.423	23.943	23.822	1'33.598	288,2	15:07'10.052
5	24.915	24.683	24.295	23.938	1'37.831C	289,7	15:08'47.883
6	22.474	23.316	24.038	23.817	1'33.645	288,9	15:10'21.528
7	22.403	23.337	24.357	40.879	1'50.976CP	288,9	15:12'12.504
8	12'07.938	30.940	25.202	26.761	13'30.841P		15:25'43.345
9	22.588	23.300	24.077	23.974	1'33.939	288,9	15:27'17.284
10	22.595	23.425	24.153	23.798	1'33.971	287,4	15:28'51.255
11	27.066	24.878	25.044	24.028	1'41.016C	287,4	15:30'32.271
12	22.392	23.263	23.909	23.777	1'33.341	286,7	15:32'05.612
13	22.395	25.108	26.895	40.617	1'55.015P	286,7	15:34'00.627
14	3'41.790	26.346	25.524	24.160	4'57.820P		15:38'58.447
15	22.232	23.087	23.815	23.426	1'32.560	290,5	15:40'31.007
16	22.215	23.106	23.678	23.592	1'32.591	288,9	15:42'03.598
17	29.890	28.765	26.693	24.543	1'49.891C	280,1	15:43'53.489
18	22.112	23.176	23.781	23.543	1'32.612	287,4	15:45'26.101

2° 87 R. GARDNER (1'32.379)

Lap	Seg1	Seg2	Seg3	Seg4	Lap Time	km/h	Local Time
1		25.241	25.668	24.711			15:01'56.003
2	22.847	23.931	24.122	23.769	1'34.669	288,9	15:03'30.672
3	23.103	24.690	24.373	23.764	1'35.930	287,4	15:05'06.602
4	22.908	23.773	24.312	23.974	1'34.967	288,9	15:06'41.569
5	29.606	23.732	24.422	23.743	1'41.503C	287,4	15:08'23.072
6	22.553	23.478	24.239	23.748	1'34.018	290,5	15:09'57.090
7	22.611	23.927	24.430	24.539	1'35.507C	289,7	15:11'32.597
8	22.494	23.313	24.024	23.823	1'33.654	285,2	15:13'06.251
9	22.484	23.433	24.029	23.708	1'33.654	285,9	15:14'39.905
10	22.439	26.055	26.323	40.309	1'55.126P	286,7	15:16'35.031
11	6'09.264	24.121	24.788	30.094	7'28.267P		15:24'03.298
12	22.983	23.317	24.177	23.774	1'34.251	282,3	15:25'37.549
13	22.870	23.522	24.467	29.415	1'40.274	283,0	15:27'17.823
14	22.586	23.396	24.058	23.698	1'33.738	286,7	15:28'51.561
15	22.531	23.352	24.126	37.399	1'47.408P	285,2	15:30'38.969
16	5'08.167	27.812	25.983	29.016	6'30.978P		15:37'09.947
17	22.369	22.966	23.733	23.311	1'32.379	292,8	15:38'42.326
18	22.454	28.484	30.305	28.688	1'49.931	289,7	15:40'32.257
19	22.847	23.219	24.716	24.548	1'35.330	285,9	15:42'07.587
20	22.463	23.207	23.881	23.642	1'33.193	284,5	15:43'40.780
21	22.557	23.210	28.730	25.413	1'39.910	284,5	15:45'20.690

5° 47 A. BASSANI (1'32.611)

Lap	Seg1	Seg2	Seg3	Seg4	Lap Time	km/h	Local Time
1		24.865	24.891	24.112			15:01'48.895
2	22.572	23.951	24.034	23.752	1'34.309	286,7	15:03'23.204
3	22.611	23.660	24.011	23.634	1'33.916	285,2	15:04'57.120
4	22.432	23.414	23.991	23.711	1'33.548	285,9	15:06'30.668
5	22.304	23.446	24.101	23.712	1'33.563	286,7	15:08'04.231
6	22.384	23.482	24.139	23.739	1'33.744	288,2	15:09'37.975
7	24.958	25.947	25.931	37.821	1'54.657CP	289,7	15:11'32.632
8	8'22.536	25.352	24.691	23.772	9'36.351P		15:21'08.983
9	22.311	23.140	24.015	23.567	1'33.033	287,4	15:22'42.016
10	22.278	23.211	23.887	23.628	1'33.004	288,2	15:24'15.020
11	22.414	23.253	23.920	23.715	1'33.302	284,5	15:25'48.322
12	22.475	23.384	23.971	23.699	1'33.529	285,9	15:27'21.851
13	26.242	25.509	25.685	38.006	1'55.442P	286,7	15:29'17.293
14	6'30.215	25.591	24.496	23.899	7'44.201P		15:37'01.494
15	22.547	23.017	23.866	23.507	1'32.937	284,5	15:38'34.431
16	22.218	23.153	23.822	23.466	1'32.659	287,4	15:40'07.090
17	22.224	23.032	23.821	23.534	1'32.611	285,9	15:41'39.701
18	22.113	23.199	23.915	23.712	1'32.939	286,7	15:43'12.640
19	25.030	25.138	27.413	23.990	1'41.571	286,7	15:44'54.211
20	22.414	23.344	23.891	23.563	1'33.212C	288,2	15:46'27.423

3° 9 D. PETRUCCI (1'32.471)

Lap	Seg1	Seg2	Seg3	Seg4	Lap Time	km/h	Local Time
1		24.787	25.098	23.914			15:01'49.494
2	22.664	23.668	24.352	23.876	1'34.560	291,2	15:03'24.054
3	22.759	23.523	24.432	23.724	1'34.438	289,7	15:04'58.492
4	22.436	23.433	24.214	23.916	1'33.999	290,5	15:06'32.491
5	22.392	23.280	24.003	23.839	1'33.514	286,7	15:08'06.005
6	23.008	24.640	26.368	26.292	1'40.308	288,2	15:09'46.313
7	22.394	23.362	24.707	37.892	1'48.355CP	292,8	15:11'34.668
8	12'19.106	23.686	24.232	23.909	13'30.933P		15:25'05.601
9	22.444	23.716	24.219	23.871	1'34.250	285,2	15:26'39.851
10	22.569	23.284	24.061	23.957	1'33.871	285,9	15:28'13.722
11	22.347	23.210	24.053	23.726	1'33.336	286,7	15:29'47.058
12	22.292	23.285	23.992	37.464	1'47.033P	285,2	15:31'34.091
13	2'43.934	25.310	24.901	25.968	4'00.113P		15:35'34.204
14	22.322	23.345	23.797	23.507	1'32.971	286,7	15:37'07.175

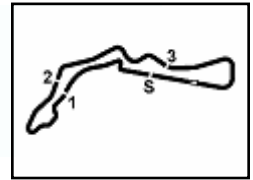
6° 1 A. BAUTISTA (1'32.654)

Lap	Seg1	Seg2	Seg3	Seg4	Lap Time	km/h	Local Time
1		25.065	24.777	24.775			15:01'46.034
2	31.600	29.172	25.807	37.846	2'04.425CP	236,1	15:03'50.459
3	14'53.544	24.447	24.799	23.947	16'06.737P		15:19'57.196
4	23.417	23.741	24.249	23.706	1'35.113	284,5	15:21'32.309
5	22.703	23.866	23.914	23.515	1'33.998	292,0	15:23'06.307
6	22.349	23.223	23.906	23.584	1'33.062	292,8	15:24'39.369
7	23.195	23.417	23.952	23.587	1'34.151	289,7	15:26'13.520
8	22.357	23.414	23.830	23.579	1'33.180	290,5	15:27'46.700
9	22.486	23.302	24.021	37.578	1'47.387CP	290,5	15:29'34.087
10	6'58.660	24.425	24.392	23.726	8'11.203P		15:37'45.290

28/07/2023 P = Pits In/Out - C = Lap Time Cancelled

These data/results cannot be reproduced, stored and/or transmitted in whole or in part by any manner of electronic, mechanical, photocopying, recording, broadcasting or otherwise now known or herein after developed without the previous express consent by the copyright owner, except for reproduction in daily press and regular printed publications on sale to the public within 60 days of the event related to those data/results and always provided that copyright symbol appears together as follows below.

© DORNA WSBK ORGANIZATION Srl 2023



Autodrom Most 4.212 m

Acerbis Czech Round, 28-30 July 2023
Chronological Analysis Free Practice 2nd Session

2 / 4

11	22.422	23.252	23.826	23.584	1'33.084	290,5	15:39'18.374	6	22.556	23.498	24.192	23.703	1'33.949	288,9	15:10'01.738
12	22.186	23.228	23.759	23.481	1'32.654	292,0	15:40'51.028	7	22.299	23.356	24.246	23.673	1'33.574C	291,2	15:11'35.312
13	22.261	23.312	23.820	23.497	1'32.890	290,5	15:42'23.918	8	33.168	23.842	24.490	23.689	1'45.189	291,2	15:13'20.501
14	22.197	23.328	23.928	23.677	1'33.130	291,2	15:43'57.048	9	22.303	23.328	23.988	23.614	1'33.233	292,0	15:14'53.734
15	22.467	23.344	23.905	23.460	1'33.176	294,4	15:45'30.224	10	22.322	23.234	24.056	23.649	1'33.261	291,2	15:16'26.995

11	25.411	24.352	24.552	38.776	1'53.091CP	291,2	15:18'20.086	12	14'00.794	24.119	24.544	23.908	15'13.365P		15:33'33.451
12	22.470	23.312	24.156	23.710	1'33.648	285,9	15:35'07.099	13	22.493	23.170	24.001	36.194	1'45.858P	286,7	15:36'52.957
14	22.493	23.170	24.001	36.194	1'45.858P	286,7	15:36'52.957	15	1'46.888	26.232	24.588	23.549	3'01.257P		15:39'54.214
15	1'46.888	26.232	24.588	23.549	3'01.257P		15:39'54.214	16	22.335	23.089	23.970	23.496	1'32.890	290,5	15:41'27.104
16	22.335	23.089	23.970	23.496	1'32.890	290,5	15:41'27.104	17	22.262	23.236	24.125	23.752	1'33.375C	289,7	15:43'00.479
17	22.262	23.236	24.125	23.752	1'33.375C	289,7	15:43'00.479	18	22.369	23.121	23.984	23.685	1'33.159	287,4	15:44'33.638
18	22.369	23.121	23.984	23.685	1'33.159	287,4	15:44'33.638	19	29.223	24.339	24.448	23.814	1'41.824C	285,9	15:46'15.462
19	29.223	24.339	24.448	23.814	1'41.824C	285,9	15:46'15.462								

7° 55 A. LOCATELLI (1'32.884)

Lap	Seg.1	Seg.2	Seg.3	Seg.4	Lap Time	km/h	Local Time
1		24.940	25.347	25.479			15:01'57.061
2	22.819	23.469	24.205	23.979	1'34.472	287,4	15:03'31.533
3	24.712	24.118	24.238	26.846	1'39.914	288,2	15:05'11.447
4	22.850	23.397	23.879	23.698	1'33.824	284,5	15:06'45.271
5	22.907	23.440	24.240	23.981	1'34.568	292,0	15:08'19.839
6	22.750	23.390	24.351	23.934	1'34.425	292,8	15:09'54.264
7	22.521	23.323	24.188	23.744	1'33.776C	288,9	15:11'28.040
8	22.564	23.321	24.114	23.803	1'33.802	287,4	15:13'01.842
9	22.516	23.327	24.127	37.947	1'47.917P	288,2	15:14'49.759
10	7'06.391	23.512	24.111	23.712	8'17.726P		15:23'07.485
11	22.614	23.242	24.270	23.674	1'33.800	283,7	15:24'41.285
12	22.568	23.277	24.185	23.776	1'33.806	284,5	15:26'15.091
13	22.525	23.360	24.181	23.751	1'33.817	285,9	15:27'48.908
14	22.620	23.508	24.326	37.074	1'47.528CP	284,5	15:29'36.436
15	4'48.316	23.504	24.047	23.571	5'59.438P		15:35'35.874
16	22.339	23.290	23.795	23.460	1'32.884	287,4	15:37'08.758
17	22.358	23.065	24.066	23.538	1'33.027	288,9	15:38'41.785
18	22.423	26.051	24.534	23.749	1'36.757	291,2	15:40'18.542
19	22.407	23.231	23.971	23.573	1'33.182	287,4	15:41'51.724
20	22.494	23.041	23.971	23.614	1'33.120	285,9	15:43'24.844
21	22.318	23.155	24.065	23.708	1'33.246	285,9	15:44'58.090
22	22.270	23.123	23.899	23.514	1'32.806C	287,4	15:46'30.896

10° 65 J. REA (1'32.892)

Lap	Seg.1	Seg.2	Seg.3	Seg.4	Lap Time	km/h	Local Time
1		24.508	24.824	24.169			15:01'56.755
2	22.729	23.636	24.045	23.894	1'34.304	290,5	15:03'31.059
3	22.901	24.907	24.209	23.622	1'35.639	290,5	15:05'06.698
4	25.828	26.230	24.154	23.746	1'39.958C	291,2	15:06'46.656
5	22.394	23.252	23.757	23.489	1'32.892	288,9	15:08'19.548
6	22.615	23.588	24.460	36.571	1'47.234P	287,4	15:10'06.782
7	6'38.736	24.073	24.421	23.875	7'51.105P		15:17'57.887
8	22.506	23.214	23.975	23.642	1'33.337	285,2	15:19'31.224
9	22.410	23.193	23.963	23.564	1'33.130	288,2	15:21'04.354
10	24.479	24.405	24.648	37.523	1'51.055P	285,2	15:22'55.409
11	8'20.105	23.949	24.228	23.721	9'32.003P		15:32'27.412
12	22.498	23.276	23.888	23.502	1'33.164	283,7	15:34'00.576
13	22.481	23.179	23.975	23.544	1'33.179	285,2	15:35'33.755
14	22.346	26.408	24.785	36.586	1'50.125P	285,9	15:37'23.880
15	1'22.554	24.426	24.665	24.075	2'35.720P		15:39'59.600
16	22.374	23.176	23.943	23.635	1'33.128	284,5	15:41'32.728
17	22.406	26.294	26.328	25.805	1'40.833	285,9	15:43'13.561
18	22.439	23.164	23.866	23.626	1'33.095	288,2	15:44'46.656
19	22.387	23.146	23.901	23.524	1'32.958C	285,9	15:46'19.614

8° 77 D. AEGERTER (1'32.886)

Lap	Seg.1	Seg.2	Seg.3	Seg.4	Lap Time	km/h	Local Time
1		24.783	24.972	24.230			15:02'03.129
2	22.836	23.957	24.313	23.983	1'35.089	284,5	15:03'38.218
3	22.789	23.931	24.159	23.835	1'34.714C	281,5	15:05'12.932
4	22.831	23.650	24.129	23.760	1'34.370	284,5	15:06'47.302
5	22.601	23.457	24.294	24.136	1'34.488	287,4	15:08'21.790
6	22.598	23.398	24.086	23.884	1'33.966	286,7	15:09'55.756
7	23.048	26.909	30.147	24.972	1'45.076C	287,4	15:11'40.832
8	22.509	23.469	24.060	23.745	1'33.783	287,4	15:13'14.615
9	22.603	23.314	24.003	23.829	1'33.749	288,9	15:14'48.364
10	22.438	23.286	24.032	23.614	1'33.370	288,9	15:16'21.734
11	22.529	23.383	24.368	38.220	1'48.500P	287,4	15:18'10.234
12	10'22.087	27.153	25.525	23.960	11'38.725P		15:29'48.959
13	22.890	23.630	24.191	23.673	1'34.384	280,8	15:31'23.343
14	22.535	23.190	23.814	23.602	1'33.141	281,5	15:32'56.484
15	22.635	23.128	23.846	23.617	1'33.226	283,7	15:34'29.710
16	22.580	23.138	23.985	23.482	1'33.185	280,8	15:36'02.895
17	22.515	23.194	23.868	23.652	1'33.229	283,0	15:37'36.124
18	22.452	23.186	23.839	23.626	1'33.103	285,2	15:39'09.227
19	22.523	23.238	23.933	23.710	1'33.404	283,0	15:40'42.631
20	27.037	24.121	26.196	24.662	1'42.016	283,0	15:42'24.647
21	22.227	23.300	23.838	23.521	1'32.886	287,4	15:43'57.533
22	59.885	27.037	26.169	25.877	2'18.968	286,7	15:46'16.501

11° 22 A. LOWES (1'32.971)

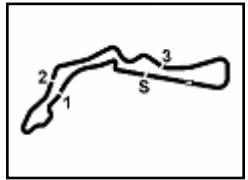
Lap	Seg.1	Seg.2	Seg.3	Seg.4	Lap Time	km/h	Local Time
1		24.504	24.575	24.366			15:01'58.234
2	22.616	23.316	23.845	23.648	1'33.425	292,0	15:03'31.659
3	22.712	28.189	24.441	23.955	1'39.297	291,2	15:05'10.956
4	22.724	23.488	24.268	23.686	1'34.166	288,9	15:06'45.122
5	22.447	23.090	23.958	23.542	1'33.037	288,9	15:08'18.159
6	22.718	23.312	24.053	23.680	1'33.763	289,7	15:09'51.922
7	32.631	26.169	25.413	24.222	1'48.435C	292,0	15:11'40.357
8	22.606	23.422	24.066	23.780	1'33.874	287,4	15:13'14.231
9	22.342	23.423	23.947	23.696	1'33.408	291,2	15:14'47.639
10	22.371	23.209	23.818	23.573	1'32.971	290,5	15:16'20.610
11	22.952	23.816	24.404	41.443	1'52.615P	290,5	15:18'13.225
12	6'15.576	24.668	24.569	24.263	7'29.076P		15:25'42.301
13	22.812	23.277	23.216	24.100	1'42.405	283,7	15:27'24.706
14	1'00.140	27.251	25.538	37.528	2'30.457P	286,7	15:29'55.163
15	6'48.780	24.020	24.492	24.068	8'01.360P		15:37'56.523
16	22.617	23.345	24.062	23.787	1'33.811C	285,9	15:39'30.334
17	22.527	23.281	24.165	23.737	1'33.710	288,2	15:41'04.044
18	22.535	52.621	25.821	24.197	2'05.174	285,2	15:43'09.218
19	22.602	23.387	24.060	40.321	1'50.370P	285,9	15:44'59.588

9° 45 S. REDDING (1'32.890)

Lap	Seg.1	Seg.2	Seg.3	Seg.4	Lap Time	km/h	Local Time
1		26.085	24.953	24.277			15:02'07.595
2	22.822	23.495	24.142	23.566	1'34.025	289,7	15:03'41.620
3	25.647	24.251	24.573	23.820	1'38.291C	292,0	15:05'19.911
4	22.442	23.578	24.038	23.901	1'33.959	289,7	15:06'53.870
5	22.514	23.397	24.150	23.858	1'33.919	288,9	15:08'27.789

12° 31 G. GERLOFF (1'33.058)

Lap	Seg.1	Seg.2	Seg.3	Seg.4	Lap Time	km/h	Local Time
1		23.823	24.302	23.767			15:01'39.187
2							



Acerbis Czech Round, 28-30 July 2023

Chronological Analysis Free Practice 2nd Session

Lap	Seg1	Seg2	Seg3	Seg4	Lap Time	km/h	Local Time
3	8'17.332	23.762	24.867	24.081	9'30.042P	288,9	15:13'25.789
4	22.786	24.073	24.593	23.749	1'35.201	288,9	15:15'00.990
5	22.456	23.254	24.339	23.691	1'33.740	290,5	15:16'34.730
6	22.387	23.270	24.042	23.746	1'33.445	291,2	15:18'08.175
7	22.347	23.239	23.974	23.618	1'33.178	292,0	15:19'41.353
8	22.357	23.287	24.032	23.524	1'33.200	291,2	15:21'14.553
9	22.355	24.952	25.167	23.737	1'36.211	291,2	15:22'50.764
10	26.769	24.407	24.660	23.693	1'39.529C	290,5	15:24'30.293
11	22.655	23.302	24.165	23.587	1'33.709	288,2	15:26'04.002
12	22.477	23.252	24.512	38.691	1'48.932P	291,2	15:27'52.934
13	9'34.199	23.480	24.286	23.438	10'45.403P		15:38'38.337
14	22.221	23.240	24.014	23.583	1'33.058	291,2	15:40'11.395
15	22.291	23.240	24.129	23.699	1'33.359	292,8	15:41'44.754
16	22.371	23.341	24.089	23.768	1'33.569	289,7	15:43'18.323
17	22.397	23.403	24.073	23.652	1'33.525	290,5	15:44'51.848
18	22.383	23.456	24.199	23.756	1'33.794C	289,7	15:46'25.642

15° 5 P. OETTL [1'33.343]							
Lap	Seg1	Seg2	Seg3	Seg4	Lap Time	km/h	Local Time
1		24.863	24.686	24.282			15:02'06.327
2	23.234	23.784	24.382	23.816	1'35.216	285,9	15:03'41.543
3	22.600	23.725	24.368	23.948	1'34.641C	286,7	15:05'16.184
4	26.817	23.739	24.249	23.822	1'38.627C	288,2	15:06'54.811
5	22.612	23.486	24.289	23.785	1'34.172	288,2	15:08'28.983
6	22.427	23.480	24.145	23.796	1'33.848	288,2	15:10'02.831
7	22.390	23.614	24.482	24.101	1'34.587C	289,7	15:11'37.418
8	22.479	23.381	24.241	23.786	1'33.887	288,2	15:13'11.305
9	22.461	23.749	24.351	23.809	1'34.370	288,9	15:14'45.675
10	22.555	23.420	24.342	23.791	1'34.108	288,2	15:16'19.783
11	27.014	24.030	24.239	23.776	1'39.059C	288,9	15:17'58.842
12	22.524	23.373	24.215	23.702	1'33.814	288,9	15:19'32.656
13	26.178	25.086	25.313	39.721	1'56.298P	288,9	15:21'28.954
14	8'37.433	29.774	24.318	23.632	9'55.157P		15:31'24.111
15	22.480	23.368	24.051	23.554	1'33.453	285,2	15:32'57.564
16	22.522	23.309	23.949	23.563	1'33.343	284,5	15:34'30.907
17	22.350	23.172	24.371	23.591	1'33.484	285,2	15:36'04.391
18	22.355	23.380	24.003	23.618	1'33.356	285,9	15:37'37.747
19	31.151	25.182	24.291	23.594	1'44.218C	286,7	15:39'21.965
20	22.602	23.447	24.059	23.647	1'33.755	285,9	15:40'55.720
21	22.477	23.367	23.979	23.636	1'33.459	285,2	15:42'29.179
22	22.322	23.365	24.114	23.686	1'33.487	285,2	15:44'02.666
23	22.485	27.776	26.349	24.373	1'40.983	284,5	15:45'43.649

13° 7 I. LECUONA [1'33.108]							
Lap	Seg1	Seg2	Seg3	Seg4	Lap Time	km/h	Local Time
1		24.891	24.916	24.852			15:01'50.172
2	23.189	24.792	24.697	24.139	1'36.817	291,2	15:03'26.989
3	23.032	23.824	24.261	23.963	1'35.080	290,5	15:05'02.069
4	22.739	23.641	24.492	23.969	1'34.841	291,2	15:06'36.910
5	22.575	23.615	26.323	24.137	1'36.650	292,0	15:08'13.560
6	22.740	23.746	24.330	24.001	1'34.817	295,2	15:09'48.377
7	22.681	23.568	24.507	24.033	1'34.789C	294,4	15:11'23.166
8	22.716	23.606	24.382	38.644	1'49.348P	290,5	15:13'12.514
9	9'54.563	25.069	24.807	24.107	11'08.546P		15:24'21.060
10	22.978	23.737	24.564	24.483	1'35.762	286,7	15:25'56.822
11	22.575	23.594	24.290	24.007	1'34.466	289,7	15:27'31.288
12	22.563	23.565	24.270	23.846	1'34.244C	290,5	15:29'05.532
13	22.588	23.514	24.229	23.901	1'34.232	289,7	15:30'39.764
14	22.572	23.564	24.528	38.370	1'49.034P	288,2	15:32'28.798
15	4'33.630	24.774	24.971	24.041	5'47.416P		15:38'16.214
16	22.357	24.015	24.897	23.849	1'35.118C	290,5	15:39'51.332
17	22.305	23.226	23.914	23.663	1'33.108	291,2	15:41'24.440
18	22.554	24.837	25.224	24.024	1'36.639C	289,7	15:43'01.079
19	22.407	23.263	26.379	24.016	1'36.065	292,0	15:44'37.144
20	26.133	24.221	24.420	23.959	1'38.733C	290,5	15:46'15.877

16° 97 X. VIERGE [1'33.401]							
Lap	Seg1	Seg2	Seg3	Seg4	Lap Time	km/h	Local Time
1		25.588	26.284	32.845			15:01'57.651
2	23.123	23.882	24.296	23.819	1'35.120	288,9	15:03'32.771
3	23.069	23.992	24.432	23.792	1'35.285	294,4	15:05'08.056
4	22.771	23.502	24.664	23.751	1'34.688	292,8	15:06'42.744
5	22.584	23.463	24.432	23.894	1'34.373	294,4	15:08'17.117
6	22.621	23.593	24.660	29.931	1'40.805	292,0	15:09'57.922
7	22.544	24.125	25.149	37.980	1'49.798CP	296,0	15:11'47.720
8	7'52.107	24.553	24.940	23.875	9'05.475P		15:20'53.195
9	22.730	23.664	24.430	23.847	1'34.671	288,2	15:22'27.866
10	22.375	23.486	24.412	23.831	1'34.104	289,7	15:24'01.970
11	22.627	23.561	24.399	26.684	1'37.271	287,4	15:25'39.241
12	22.698	23.440	24.357	23.774	1'34.269	290,5	15:27'13.510
13	22.495	23.408	24.272	23.740	1'33.915	285,9	15:28'47.425
14	24.033	27.504	25.092	38.310	1'54.939P	286,7	15:30'42.364
15	3'34.314	24.241	25.104	28.638	4'52.297P		15:35'34.661
16	22.459	23.305	24.161	23.637	1'33.562	292,8	15:37'08.223
17	22.358	23.355	24.124	23.564	1'33.401	292,0	15:38'41.624
18	22.378	23.356	24.135	23.968	1'33.837	292,0	15:40'15.461
19	26.090	23.711	24.208	23.691	1'37.700	291,2	15:41'53.161
20	22.440	23.384	24.518	23.899	1'34.241	292,0	15:43'27.402
21	22.429	23.445	24.036	23.656	1'33.566	296,0	15:45'00.968

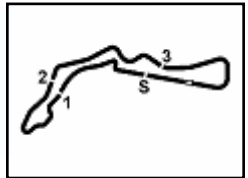
14° 76 L. BAZ [1'33.335]							
Lap	Seg1	Seg2	Seg3	Seg4	Lap Time	km/h	Local Time
1		24.205	24.566	23.929			15:01'40.911
2	23.140	23.252	24.043	24.329	1'34.764	285,2	15:03'15.675
3	23.116	23.586	24.199	24.185	1'35.086	281,5	15:04'50.761
4	22.371	23.357	24.048	24.016	1'33.792	285,2	15:06'24.553
5	22.652	26.274	25.027	24.237	1'38.190	284,5	15:08'02.743
6	22.397	23.416	24.109	23.951	1'33.873	284,5	15:09'36.616
7	22.560	23.419	25.996	24.909	1'36.884C	286,7	15:11'13.500
8	22.349	23.372	24.350	24.110	1'34.181	285,2	15:12'47.681
9	26.659	24.316	24.731	24.153	1'39.859C	285,2	15:14'27.540
10	22.578	23.523	24.113	23.828	1'34.042	285,9	15:16'01.582
11	22.319	23.224	24.085	23.707	1'33.335	287,4	15:17'34.917
12	24.548	25.363	25.671	38.127	1'53.709P	285,9	15:19'28.626
13	6'38.739	26.939	25.511	24.140	7'55.329P		15:27'23.955
14	22.493	23.479	26.092	24.425	1'36.489	285,9	15:29'00.444
15	22.591	23.714	24.648	36.737	1'47.690P	284,5	15:30'48.134
16	4'23.064	24.876	24.680	24.493	5'37.113P		15:36'25.247
17	22.640	23.378	24.197	23.912	1'34.127	282,3	15:37'59.374
18	22.418	23.427	24.523	24.213	1'34.581C	284,5	15:39'33.955
19	22.496	23.413	24.309	23.946	1'34.164	287,4	15:41'08.119
20	22.724	23.273	24.005	23.837	1'33.839	285,2	15:42'41.958
21	22.385	23.373	24.001	23.743	1'33.502	286,7	15:44'15.460

17° 34 L. BALDASSARRI [1'33.445]							
Lap	Seg1	Seg2	Seg3	Seg4	Lap Time	km/h	Local Time
1		26.740	29.821	24.770			15:01'51.383
2	23.316	23.941	24.625	24.276	1'36.158	281,5	15:03'27.541
3	22.817	23.745	24.388	23.984	1'34.934	280,1	15:05'02.475
4	22.742	23.631	24.502	24.014	1'34.889	282,3	15:06'37.364
5	22.861	23.797	24.830	23.871	1'35.359	283,0	15:08'12.723
6	22.568	23.592	24.468	24.040	1'34.668	285,2	15:09'47.391
7	22.688	23.653	25.580	24.352	1'36.273C	283,7	15:11'23.664
8	22.451	23.754	24.380	23.962	1'34.547	282,3	15:12'58.211
9	25.349	24.921	25.724	39.071	1'55.065CP	281,5	15:14'53.276

28/07/2023 P = Pits In/Out - C = Lap Time Cancelled

These data/results cannot be reproduced, stored and/or transmitted in whole or in part by any manner of electronic, mechanical, photocopying, recording, broadcasting or otherwise now known or herein after developed without the previous express consent by the copyright owner, except for reproduction in daily press and regular printed publications on sale to the public within 60 days of the event related to those data/results and always provided that copyright symbol appears together as follows below.

© DORNA WSBK ORGANIZATION Srl 2023



Autodrom Most 4.212 m

Acerbis Czech Round, 28-30 July 2023

Chronological Analysis Free Practice 2nd Session

4 / 4

10	3'22.359	25.618	25.580	24.634	4'38.191P	15:19'31.467	4	23.084	29.084	24.626	24.140	1'40.934	285,9	15:06'39.598
11	22.697	23.326	24.198	23.828	1'34.049	283,0	5	23.122	23.923	24.475	24.165	1'35.685	280,1	15:08'15.283
12	22.763	23.514	24.298	23.784	1'34.359	280,8	6	23.255	23.939	24.573	24.213	1'35.980	278,7	15:09'51.263
13	22.721	23.556	24.394	25.248	1'35.919	280,1	7	23.067	23.817	24.605	24.120	1'35.609C	280,1	15:11'26.872
14	22.865	23.629	26.812	24.749	1'38.055	280,1	8	41.037	24.312	25.003	38.164	2'08.516CP	278,0	15:13'35.388
15	22.546	23.571	24.543	39.476	1'50.136P	280,8	9	8'51.407	24.757	25.312	24.549	10'06.025P		15:23'41.413
16	8'04.196	25.346	24.615	24.053	9'18.210P		10	23.642	24.405	25.078	38.650	1'51.775P	270,4	15:25'33.188
17	22.553	23.373	24.112	23.844	1'33.882	282,3	11	10'08.187	32.463	27.104	28.906	11'36.660P		15:37'09.848
18	22.510	23.515	24.203	23.804	1'34.032	283,0	12	23.117	23.633	24.402	24.061	1'35.213	277,3	15:38'45.061
19	23.923	23.395	24.229	23.854	1'35.401	281,5	13	22.835	23.657	24.439	24.283	1'35.214	277,3	15:40'20.275
20	22.471	23.374	24.212	23.917	1'33.974	281,5	14	22.866	23.523	24.256	24.022	1'34.667	278,7	15:41'54.942
21	22.335	23.257	24.083	23.770	1'33.445	282,3	15	22.747	23.635	24.312	23.992	1'34.686	278,0	15:43'29.628
22	22.619	23.378	24.261	26.137	1'36.395C	282,3	16	22.800	23.648	24.258	24.069	1'34.775	277,3	15:45'04.403

18° 52 O. KONIG [1'34.520]								21° 38 H. SOOMER [1'34.978]							
Lap	Seg1	Seg2	Seg3	Seg4	Lap Time	km/h	Local Time	Lap	Seg1	Seg2	Seg3	Seg4	Lap Time	km/h	Local Time
1		25.470	25.284	24.803			15:01'45.834	1		25.846	25.732	25.071			15:01'48.953
2	23.675	24.092	24.542	24.316	1'36.625	281,5	15:03'22.459	2	24.280	24.750	25.303	24.735	1'39.068	266,5	15:03'28.021
3	23.207	23.762	24.582	24.196	1'35.747	278,0	15:04'58.206	3	23.982	24.423	24.791	24.536	1'37.732	280,8	15:05'05.753
4	23.223	23.677	24.557	24.147	1'35.604	280,8	15:06'33.810	4	24.006	24.242	24.850	24.416	1'37.514	285,2	15:06'43.267
5	23.036	23.618	24.310	24.080	1'35.044	280,1	15:08'08.854	5	23.350	24.007	24.699	24.107	1'36.163	285,9	15:08'19.430
6	23.020	28.824	24.664	24.122	1'40.630	280,1	15:09'49.484	6	23.371	23.928	24.678	24.332	1'36.309	287,4	15:09'55.739
7	22.726	23.605	24.532	24.160	1'35.023C	284,5	15:11'24.507	7	24.042	24.576	25.106	24.494	1'38.218C	274,5	15:11'33.957
8	22.636	23.574	24.287	24.023	1'34.520	283,0	15:12'59.027	8	23.102	23.995	24.590	24.216	1'35.903	283,7	15:13'09.860
9	27.109	24.843	26.511	39.284	1'57.747CP	280,8	15:14'56.774	9	23.324	25.927	24.796	38.567	1'52.614P	285,9	15:15'02.474
10	8'42.931	25.439	24.738	24.323	9'57.431P		15:24'54.205	10	10'09.138	24.600	25.119	24.471	11'23.328P		15:26'25.802
11	23.049	23.808	25.240	24.358	1'36.455	280,1	15:26'30.660	11	23.433	24.148	24.592	24.213	1'36.386	281,5	15:28'02.188
12	22.902	23.649	24.381	24.071	1'35.003	278,7	15:28'05.663	12	23.510	24.143	24.753	24.348	1'36.754	280,8	15:29'38.942
13	24.486	25.098	25.479	38.057	1'53.120P	278,7	15:29'58.783	13	23.275	23.928	24.612	24.216	1'36.031	275,9	15:31'14.973
14	4'56.181	24.641	24.349	23.958	6'09.129P		15:36'07.912	14	23.176	23.869	24.279	24.194	1'35.518	278,7	15:32'50.491
15	25.393	24.170	24.369	23.964	1'37.896	280,8	15:37'45.808	15	23.217	23.972	24.938	39.314	1'51.441P	280,8	15:34'41.932
16	22.631	1'05.224	37.749	44.759	2'50.363P	285,2	15:40'36.171	16	6'03.374	24.238	24.762	24.097	7'16.471P		15:41'58.403
								17	22.981	23.858	24.211	23.928	1'34.978	280,8	15:43'33.381
								18	22.957	23.790	24.420	23.981	1'35.148	280,8	15:45'08.529

19° 53 T. RABAT [1'34.634]								22° 20 R. TAMBURINI [1'36.055]							
Lap	Seg1	Seg2	Seg3	Seg4	Lap Time	km/h	Local Time	Lap	Seg1	Seg2	Seg3	Seg4	Lap Time	km/h	Local Time
1		25.049	25.192	24.922			15:01'52.310	1		25.535	25.170	24.723			15:01'46.362
2	23.829	24.319	24.712	24.461	1'37.321	280,1	15:03'29.631	2	24.283	26.905	26.600	24.365	1'42.153	241,9	15:03'28.515
3	23.524	24.122	24.520	24.161	1'36.327	281,5	15:05'05.958	3	23.309	24.255	24.529	24.273	1'36.366	271,1	15:05'04.881
4	23.127	32.489	26.668	27.419	1'49.703	288,2	15:06'55.661	4	23.098	24.041	24.584	24.332	1'36.055	277,3	15:06'40.936
5	22.979	24.236	24.370	24.107	1'35.692	286,7	15:08'31.353	5	23.134	23.914	24.635	24.683	1'36.366	275,9	15:08'17.302
6	23.043	23.748	24.491	24.220	1'35.502	283,7	15:10'06.855	6	23.948	23.983	25.046	24.824	1'37.801	270,4	15:09'55.103
7	22.980	23.900	24.811	24.186	1'35.877C	283,7	15:11'42.732	7	23.544	27.517	26.332	41.256	1'58.649CP	275,9	15:11'53.752
8	23.043	23.768	24.432	24.123	1'35.366	283,0	15:13'18.098								
9	26.343	25.891	27.355	24.193	1'43.782C	283,7	15:15'01.880								
10	23.009	23.658	24.570	24.042	1'35.279	283,7	15:16'37.159								
11	22.655	23.598	24.383	23.998	1'34.634	283,7	15:18'11.793								
12	24.935	25.320	25.779	38.988	1'55.022CP	285,2	15:20'06.815								
13	9'53.114	29.133	26.800	29.020	11'18.067P		15:31'24.882								
14	23.162	29.682	28.124	25.365	1'46.333	281,5	15:33'11.215								
15	27.534	24.643	25.570	27.639	1'45.386	275,9	15:34'56.601								
16	23.039	23.883	25.039	24.467	1'36.428	282,3	15:36'33.029								
17	23.062	23.738	24.714	24.393	1'35.907	280,8	15:38'08.936								
18	23.229	25.154	28.965	25.990	1'43.338C	281,5	15:39'52.274								
19	23.140	23.871	24.680	24.315	1'36.006	280,8	15:41'28.280								
20	23.047	23.812	24.658	24.396	1'35.913C	281,5	15:43'04.193								
21	22.880	23.656	24.522	24.242	1'35.300	280,1	15:44'39.493								
22	25.733	24.534	25.028	24.336	1'39.631C	281,5	15:46'19.124								

20° 32 I. VINALES [1'34.667]								23° 51 E. GRANADO [1'36.076]							
Lap	Seg1	Seg2	Seg3	Seg4	Lap Time	km/h	Local Time	Lap	Seg1	Seg2	Seg3	Seg4	Lap Time	km/h	Local Time
1		25.240	25.731	25.001			15:01'45.611	1		25.635	25.185	24.737			15:01'47.247
2	24.223	24.319	24.496	24.550	1'37.588	267,8	15:03'23.199	2	23.802	24.379	24.411	24.494	1'37.086	278,0	15:03'24.333
3	23.230	23.747	24.320	24.168	1'35.465	275,9	15:04'58.664	3	23.279	24.050	24.556	24.191	1'36.076	288,9	15:05'00.409
								4	23.004	24.025	24.373	46.873	1'58.275	287,4	15:06'58.684
								5	26.302	33.019	26.589	24.331	1'50.241	277,3	15:08'48.925

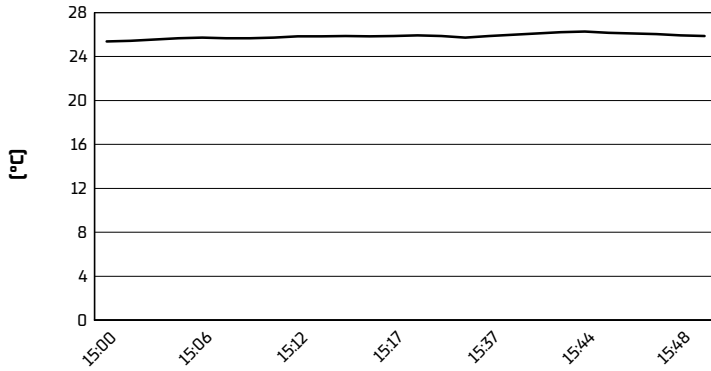
28/07/2023 P = Pits In/Out - C = Lap Time Cancelled

These data/results cannot be reproduced, stored and/or transmitted in whole or in part by any manner of electronic, mechanical, photocopying, recording, broadcasting or otherwise now known or herein after developed without the previous express consent by the copyright owner, except for reproduction in daily press and regular printed publications on sale to the public within 60 days of the event related to those data/results and always provided that copyright symbol appears together as follows below.

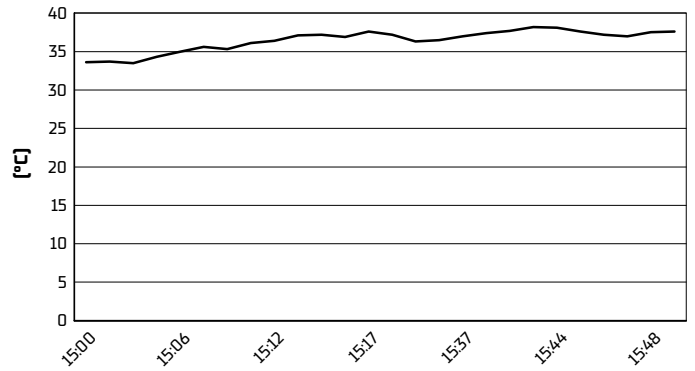
© DORNA WSBK ORGANIZATION Srl 2023

Acerbis Czech Round, 28-30 July 2023
Weather Report Free Practice 2nd Session
Session started 15:00 - Session ended 15:50

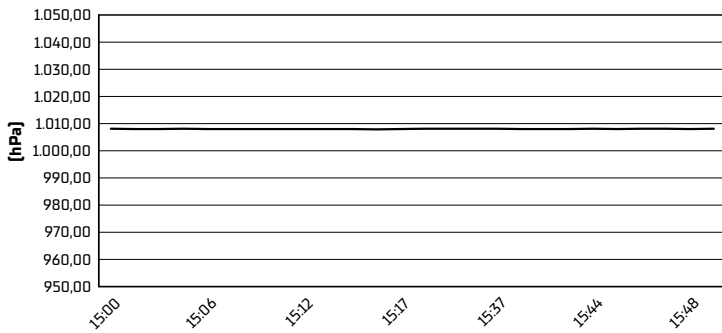
Air Temperature



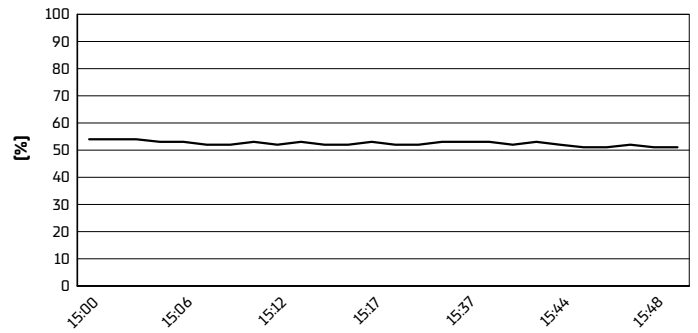
Track Temperature



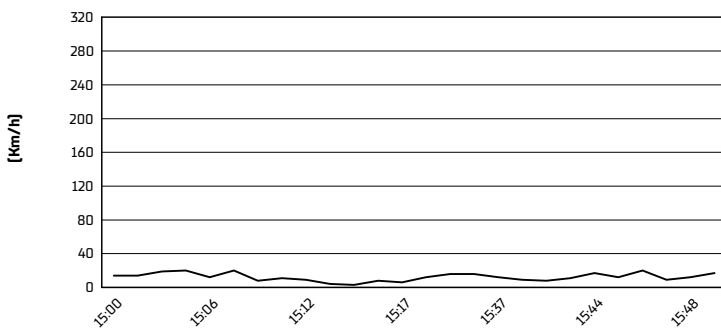
Air Pressure



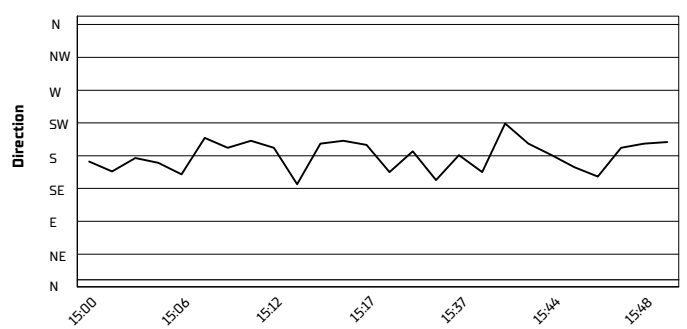
Humidity



Wind Speed



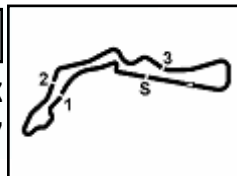
Wind Direction



28/07/2023

These data/results cannot be reproduced, stored and/or transmitted in whole or in part by any manner of electronic, mechanical, photocopying, recording, broadcasting or otherwise now known or herein after developed without the previous express consent by the copyright owner, except for reproduction in daily press and regular printed publications on sale to the public within 60 days of the event related to those data/results and always provided that copyright symbol appears together as follows below.

© DORNA WSBK ORGANIZATION Srl 2023



Autodrom Most 4.212 m

Acerbis Czech Round, 28-30 July 2023

Best Laps & Speeds

No.	Rider	Nat	Best Lap		FP1		FP2												
			LL	SPD	LL	SPD	LL	SPD											
1	54 T. RAZGATLIOGLU Yamaha YZF R1	TUR	1'32.367	30 291,2	1'34.570	11 289,7	1'32.367	19 291,2											
2	87 R. GARDNER Yamaha YZF R1	AUS	1'32.379	35 292,8	1'36.016	15 286,6	1'32.379	20 292,8											
3	9 D. PETRUCCI Ducati Panigale V4R	ITA	1'32.471	24 292,8	1'49.656	5 279,3	1'32.471	19 292,8											
4	21 M. RINALDI Ducati Panigale V4R	ITA	1'32.560	30 290,4	1'37.291	13 288,9	1'32.560	17 290,4											
5	47 A. BASSANI Ducati Panigale V4R	ITA	1'32.611	23 289,7	1'47.019	4 282,2	1'32.611	19 289,7											
6	1 A. BAUTISTA Ducati Panigale V4R	ESP	1'32.654	22 294,3	1'46.032	8 283,7	1'32.654	14 294,3											
7	55 A. LOCATELLI Yamaha YZF R1	ITA	1'32.884	34 292,8	1'36.081	13 286,6	1'32.884	21 292,8											
8	77 D. AEGERTER Yamaha YZF R1	SUI	1'32.886	40 288,9	1'35.351	19 286,6	1'32.886	21 288,9											
9	45 S. REDDING BMW M1000 RR	GBR	1'32.890	26 292,0	1'33.926	8 290,4	1'32.890	18 292,0											
10	65 J. REA Kawasaki ZX-10RR	GBR	1'32.892	26 291,2	1'45.365	8 282,9	1'32.892	18 291,2											
11	22 A. LOWES Kawasaki ZX-10RR	GBR	1'32.971	33 292,0	1'34.669	15 288,1	1'32.971	18 292,0											
12	31 G. GERLOFF BMW M1000 RR	USA	1'33.058	19 292,8	1'36.650	2 287,4	1'33.058	17 292,8											
13	7 I. LECUONA Honda CBR1000 RR-R	ESP	1'33.108	26 295,1	1'50.234	7 282,2	1'33.108	19 295,1											
14	76 L. BAZ BMW M1000 RR	FRA	1'33.335	21 287,4			1'33.335	21 287,4											
15	5 P. OETTL Ducati Panigale V4R	GER	1'33.343	38 289,7	1'36.142	16 285,9	1'33.343	22 289,7											
16	97 X. VIERGE Honda CBR1000 RR-R	ESP	1'33.401	36 295,9	1'36.239	16 292,8	1'33.401	20 295,9											
17	34 L. BALDASSARRI Yamaha YZF R1	ITA	1'33.445	39 285,2	1'38.064	18 282,2	1'33.445	21 285,2											
18	52 O. KONIG Kawasaki ZX-10RR	CZE	1'34.520	28 285,2	1'40.053	13 279,3	1'34.520	15 285,2											
19	53 T. RABAT Kawasaki ZX-10RR	ESP	1'34.634	42 288,1	1'40.299	21 283,7	1'34.634	21 288,1											
20	32 I. VINALES Kawasaki ZX-10RR	ESP	1'34.667	21 285,9	1'47.624	6 277,2	1'34.667	15 285,9											
21	38 H. SOOMER Honda CBR1000 RR-R	EST	1'34.978	26 287,4	1'50.018	9 280,1	1'34.978	17 287,4											
22	20 R. TAMBURINI Yamaha YZF R1	ITA	1'36.055	20 282,9	1'38.991	14 282,9	1'36.055	6 277,2											
23	51 E. GRANADO Honda CBR1000 RR-R	BRA	1'36.076	16 288,9	1'36.811	12 281,5	1'36.076	4 288,9											
24	60 M. VAN DER MARK BMW M1000 RR	NED	1'44.215	5 285,2	1'55.059	4 240,7	1'44.215	1 285,2											

28/07/2023

These data/results cannot be reproduced, stored and/or transmitted in whole or in part by any manner of electronic, mechanical, photocopying, recording, broadcasting or otherwise now known or herein after developed without the previous express consent by the copyright owner, except for reproduction in daily press and regular printed publications on sale to the public within 60 days of the event related to those data/results and always provided that copyright symbol appears together as follows below.

© DORNA WSBK ORGANIZATION Srl 2023

FICR PERUGIA TIMING

