

## Acerbis Czech Round, 28-30 July 2023

### Results Free Practice 3rd Session

Autodrom Most 4.212 m

1 / 2

No.	Rider	Nat	Team	Bike	Class	Time	Gap	Rel.	Laps	Speed	
										Avg	Max
1	<b>31</b> G. GERLOFF	USA	Bonovo Action BMW	BMW M1000 RR	IND	<b>1'31.689</b>			15	165,376	<b>298,4</b>
2	<b>45</b> S. REDDING	GBR	ROKIT BMW Motorrad WorldSBK Team	BMW M1000 RR		<b>1'31.696</b>	0.007	0.007	15	165,364	<b>293,6</b>
3	<b>54</b> T. RAZGATLIOGLU	TUR	Pata Yamaha Prometeon WorldSBK	Yamaha YZF R1		<b>1'31.762</b>	0.073	0.066	14	165,245	<b>289,7</b>
4	<b>55</b> A. LOCATELLI	ITA	Pata Yamaha Prometeon WorldSBK	Yamaha YZF R1		<b>1'31.913</b>	0.224	0.151	14	164,973	<b>289,7</b>
5	<b>5</b> P. OETTL	GER	Team GoEleven	Ducati Panigale V4R	IND	<b>1'31.957</b>	0.268	0.044	16	164,894	<b>293,6</b>
6	<b>76</b> L. BAZ	FRA	Bonovo Action BMW	BMW M1000 RR	IND	<b>1'32.026</b>	0.337	0.069	13	164,771	<b>292,8</b>
7	<b>9</b> D. PETRUCCI	ITA	Barni Spark Racing Team	Ducati Panigale V4R	IND	<b>1'32.065</b>	0.376	0.039	16	164,701	<b>294,4</b>
8	<b>7</b> I. LECUONA	ESP	Team HRC	Honda CBR1000 RR-R		<b>1'32.091</b>	0.402	0.026	13	164,655	<b>294,4</b>
9	<b>47</b> A. BASSANI	ITA	Motocorsa Racing	Ducati Panigale V4R	IND	<b>1'32.125</b>	0.436	0.034	14	164,594	<b>292,0</b>
10	<b>21</b> M. RINALDI	ITA	Aruba.it Racing - Ducati	Ducati Panigale V4R		<b>1'32.128</b>	0.439	0.003	13	164,588	<b>296,0</b>
11	<b>1</b> A. BAUTISTA	ESP	Aruba.it Racing - Ducati	Ducati Panigale V4R		<b>1'32.186</b>	0.497	0.058	16	164,485	<b>299,2</b>
12	<b>77</b> D. AEGERTER	SUI	GYTR GRT Yamaha WorldSBK Team	Yamaha YZF R1	IND	<b>1'32.323</b>	0.634	0.137	15	164,241	<b>289,7</b>
13	<b>87</b> R. GARDNER	AUS	GYTR GRT Yamaha WorldSBK Team	Yamaha YZF R1	IND	<b>1'32.330</b>	0.641	0.007	13	164,228	<b>293,6</b>
14	<b>65</b> J. REA	GBR	Kawasaki Racing Team WorldSBK	Kawasaki ZX-10RR		<b>1'32.368</b>	0.679	0.038	14	164,161	<b>293,6</b>
15	<b>22</b> A. LOWES	GBR	Kawasaki Racing Team WorldSBK	Kawasaki ZX-10RR		<b>1'32.846</b>	1.157	0.478	13	163,316	<b>296,8</b>
16	<b>97</b> X. VIERGE	ESP	Team HRC	Honda CBR1000 RR-R		<b>1'32.873</b>	1.184	0.027	14	163,268	<b>297,6</b>
17	<b>34</b> L. BALDASSARRI	ITA	GMT94 Yamaha	Yamaha YZF R1	IND	<b>1'33.118</b>	1.429	0.245	16	162,839	<b>286,7</b>
18	<b>60</b> M. VAN DER MARK	NED	ROKIT BMW Motorrad WorldSBK Team	BMW M1000 RR		<b>1'33.424</b>	1.735	0.306	14	162,305	<b>292,8</b>
19	<b>53</b> T. RABAT	ESP	Kawasaki Puccetti Racing	Kawasaki ZX-10RR	IND	<b>1'33.924</b>	2.235	0.500	18	161,441	<b>288,2</b>
20	<b>20</b> R. TAMBURINI	ITA	Yamaha Motoxracing WorldSBK Team	Yamaha YZF R1	IND	<b>1'34.126</b>	2.437	0.202	16	161,095	<b>290,5</b>
21	<b>32</b> I. VINALES	ESP	TPR Team Pedercini Racing	Kawasaki ZX-10RR	IND	<b>1'34.231</b>	2.542	0.105	11	160,915	<b>286,7</b>
22	<b>52</b> O. KONIG	CZE	Orelac Racing MOVISIO	Kawasaki ZX-10RR	IND	<b>1'34.244</b>	2.555	0.013	13	160,893	<b>283,7</b>
23	<b>38</b> H. SOOMER	EST	PETRONAS MIE Racing Honda Team	Honda CBR1000 RR-R	IND	<b>1'34.359</b>	2.670	0.115	14	160,697	<b>289,7</b>
24	<b>51</b> E. GRANADO	BRA	PETRONAS MIE Racing Honda Team	Honda CBR1000 RR-R	IND	<b>1'34.449</b>	2.760	0.090	13	160,544	<b>287,4</b>

Qualifying Lap Time (105% of 1'31.689): 1'36.274

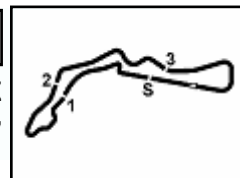
AIR	Humidity:	75%	Temp:	21°C
TRACK	Condition:	Dry	Temp:	26°C

Records	Pole	(SP)	2022	J.Rea	1'30.947	166,730	Km/h
	Race	(SPRC)	2022	T.Razgatlioglu	1'31.180	166,300	Km/h
	All Times	(SP)	2022	J.Rea	1'30.947	166,730	Km/h

Start 09:00 End 09:32 The results are provisional until the end of the time limit for protests and appeals and the completion of the technical checks.

These data/results cannot be reproduced, stored and/or transmitted in whole or in part by any manner of electronic, mechanical, photocopying, recording, broadcasting or otherwise now known or herein after developed without the previous express consent by the copyright owner, except for reproduction in daily press and regular printed publications on sale to the public within 60 days of the event related to those data/results and always provided that copyright symbol appears together as follows below.

© DORNA WSBK ORGANIZATION Srl 2023



## Acerbis Czech Round, 28-30 July 2023

### Results Free Practice 3rd Session

#### Session Highlights

Local Time	No. Rider	Description
09.00.00		Start
09.00.02		WorldSBK Pit Intervention Time: 58secs
09.03.30	<b>52</b> D. KONIG	Current Lap Cancelled - Exceeded Track Limits - Turn 1
09.04.31	<b>51</b> E. GRANADO	Current Lap Cancelled - Exceeded Track Limits - Turn 1
09.04.54	<b>31</b> G. GERLOFF	Current Lap Cancelled - Exceeded Track Limits - Turn 1
09.06.28	<b>76</b> L. BAZ	Current Lap Cancelled - Exceeded Track Limits - Turn 1
09.06.59	<b>5</b> P. OETTL	Current Lap Cancelled - Exceeded Track Limits - Turn 1
09.08.10	<b>32</b> I. VINALES	Current Lap Cancelled - Exceeded Track Limits - Turn 1
09.09.19	<b>45</b> S. REDDING	Current Lap Cancelled - Exceeded Track Limits - Turn 1
09.09.29	<b>51</b> E. GRANADO	Current Lap Cancelled - Exceeded Track Limits - Turn 1
09.09.59	<b>52</b> D. KONIG	Current Lap Cancelled - Exceeded Track Limits - Turn 1
09.10.22	<b>21</b> M. RINALDI	Current Lap Cancelled - Exceeded Track Limits - Turn 1
09.11.42	<b>52</b> D. KONIG	Current Lap Cancelled - Exceeded Track Limits - Turn 1
09.12.28	<b>45</b> S. REDDING	Current Lap Cancelled - Exceeded Track Limits - Turn 1
09.12.44	<b>34</b> L. BALDASSARRI	Current Lap Cancelled - Exceeded Track Limits - Turn 1
09.12.56	<b>20</b> R. TAMBURINI	Current Lap Cancelled - Exceeded Track Limits - Turn 1
09.13.25	<b>9</b> D. PETRUCCI	Current Lap Cancelled - Exceeded Track Limits - Turn 1
09.14.29	<b>51</b> E. GRANADO	Current Lap Cancelled - Exceeded Track Limits - Turn 1
09.14.45	<b>5</b> P. OETTL	Current Lap Cancelled - Exceeded Track Limits - Turn 1
09.15.43	<b>31</b> G. GERLOFF	Current Lap Cancelled - Exceeded Track Limits - Turn 1
09.16.00	<b>34</b> L. BALDASSARRI	Current Lap Cancelled - Exceeded Track Limits - Turn 1
09.16.37	<b>60</b> M. VAN DER MARK	Current Lap Cancelled - Exceeded Track Limits - Turn 1
09.19.37	<b>38</b> H. SOOMER	Current Lap Cancelled - Exceeded Track Limits - Turn 1
09.22.00	<b>7</b> I. LECUONA	Current Lap Cancelled - Exceeded Track Limits - Turn 1
09.23.11	<b>97</b> X. VIERGE	Current Lap Cancelled - Exceeded Track Limits - Turn 1
09.23.27	<b>55</b> A. LOCATELLI	Lap Cancelled [7'31.785] - Exceeded Track Limits - Turn 13
09.23.43	<b>22</b> A. LOWES	Current Lap Cancelled - Exceeded Track Limits - Turn 1
09.23.45	<b>21</b> M. RINALDI	Current Lap Cancelled - Exceeded Track Limits - Turn 1
09.24.37	<b>20</b> R. TAMBURINI	Current Lap Cancelled - Exceeded Track Limits - Turn 1
09.26.26	<b>97</b> X. VIERGE	Current Lap Cancelled - Exceeded Track Limits - Turn 1
09.27.33	<b>47</b> A. BASSANI	Current Lap Cancelled - Exceeded Track Limits - Turn 1
09.27.35	<b>9</b> D. PETRUCCI	Current Lap Cancelled - Exceeded Track Limits - Turn 1
09.28.12	<b>97</b> X. VIERGE	Current Lap Cancelled - Exceeded Track Limits - Turn 1
09.28.45	<b>5</b> P. OETTL	On the Gravel - Re-Joined - Turn 13
09.29.41	<b>5</b> P. OETTL	Current Lap Cancelled - Exceeded Track Limits - Turn 1
09.32.17	<b>34</b> L. BALDASSARRI	Verify chequered flag on dashboard
09.32.29		End Of Session

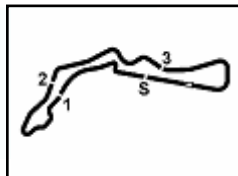
#### Fastest Laps Sequence

No.	Rider	Nat	Team	Bike	Local Time	Time	Gap	Avg
<b>31</b>	G. GERLOFF	USA	Bonovo Action BMW	BMW M1000 RR	09:03'12.285	<b>1'33.190</b>		162,713
<b>47</b>	A. BASSANI	ITA	Motocorsa Racing	Ducati Panigale V4R	09:03'50.061	<b>1'32.577</b>	-0.613	163,790
<b>55</b>	A. LOCATELLI	ITA	Pata Yamaha Prometeon WorldSBK	Yamaha YZF R1	09:03'52.390	<b>1'32.491</b>	-0.086	163,942
<b>31</b>	G. GERLOFF	USA	Bonovo Action BMW	BMW M1000 RR	09:04'44.699	<b>1'32.414</b>	-0.077	164,079
<b>55</b>	A. LOCATELLI	ITA	Pata Yamaha Prometeon WorldSBK	Yamaha YZF R1	09:05'24.490	<b>1'32.100</b>	-0.314	164,638
<b>9</b>	D. PETRUCCI	ITA	Barni Spark Racing Team	Ducati Panigale V4R	09:16'24.088	<b>1'32.065</b>	-0.035	164,701
<b>55</b>	A. LOCATELLI	ITA	Pata Yamaha Prometeon WorldSBK	Yamaha YZF R1	09:25'32.406	<b>1'31.913</b>	-0.152	164,973
<b>31</b>	G. GERLOFF	USA	Bonovo Action BMW	BMW M1000 RR	09:25'51.677	<b>1'31.810</b>	-0.103	165,158
<b>54</b>	T. RAZGATLIOGLU	TUR	Pata Yamaha Prometeon WorldSBK	Yamaha YZF R1	09:28'46.579	<b>1'31.762</b>	-0.048	165,245
<b>45</b>	S. REDDING	GBR	ROKIT BMW Motorrad WorldSBK Team	BMW M1000 RR	09:28'47.005	<b>1'31.696</b>	-0.066	165,364
<b>31</b>	G. GERLOFF	USA	Bonovo Action BMW	BMW M1000 RR	09:28'55.735	<b>1'31.689</b>	-0.007	165,376

Start 09:00 End 09:32 The results are provisional until the end of the time limit for protests and appeals and the completion of the technical checks.

These data/results cannot be reproduced, stored and/or transmitted in whole or in part by any manner of electronic, mechanical, photocopying, recording, broadcasting or otherwise now known or herein after developed without the previous express consent by the copyright owner, except for reproduction in daily press and regular printed publications on sale to the public within 60 days of the event related to those data/results and always provided that copyright symbol appears together as follows below.

© DORNA WSBK ORGANIZATION Srl 2023



## Acerbis Czech Round, 28–30 July 2023

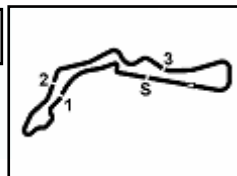
### Free Practices Combined Results

No.	Rider	Nat	Team	Bike	Class	FP1	FP2	FP3	Time	Gap	Rel.	Avg	LL
1	<b>31 G. GERLOFF</b>	USA	Bonovo Action BMW	BMW M1000 RR	IND	1'36.650	1'33.058	<b>1'31.689</b>	<b>1'31.689</b>			165,376	34
2	<b>45 S. REDDING</b>	GBR	ROKiT BMW Motorrad WorldSBK Team	BMW M1000 RR		1'33.926	1'32.890	<b>1'31.696</b>	<b>1'31.696</b>	0.007	0.007	165,364	41
3	<b>54 T. RAZGATLIOGLU</b>	TUR	Pata Yamaha Prometeon WorldSBK	Yamaha YZF R1		1'34.570	1'32.367	<b>1'31.762</b>	<b>1'31.762</b>	0.073	0.066	165,245	44
4	<b>55 A. LOCATELLI</b>	ITA	Pata Yamaha Prometeon WorldSBK	Yamaha YZF R1		1'36.081	1'32.884	<b>1'31.913</b>	<b>1'31.913</b>	0.224	0.151	164,973	48
5	<b>5 P. OETTL</b>	GER	Team GoEleven	Ducati Panigale V4R	IND	1'36.142	1'33.343	<b>1'31.957</b>	<b>1'31.957</b>	0.268	0.044	164,894	54
6	<b>76 L. BAZ</b>	FRA	Bonovo Action BMW	BMW M1000 RR	IND		1'33.335	<b>1'32.026</b>	<b>1'32.026</b>	0.337	0.069	164,771	35
7	<b>9 D. PETRUCCI</b>	ITA	Barni Spark Racing Team	Ducati Panigale V4R	IND	1'49.656	1'32.471	<b>1'32.065</b>	<b>1'32.065</b>	0.376	0.039	164,701	40
8	<b>7 I. LECUONA</b>	ESP	Team HRC	Honda CBR1000 RR-R		1'50.234	1'33.108	<b>1'32.091</b>	<b>1'32.091</b>	0.402	0.026	164,655	39
9	<b>47 A. BASSANI</b>	ITA	Motocorsa Racing	Ducati Panigale V4R	IND	1'47.019	1'32.611	<b>1'32.125</b>	<b>1'32.125</b>	0.436	0.034	164,594	37
10	<b>21 M. RINALDI</b>	ITA	Aruba.it Racing - Ducati	Ducati Panigale V4R		1'37.291	1'32.560	<b>1'32.128</b>	<b>1'32.128</b>	0.439	0.003	164,588	43
11	<b>1 A. BAUTISTA</b>	ESP	Aruba.it Racing - Ducati	Ducati Panigale V4R		1'46.032	1'32.654	<b>1'32.186</b>	<b>1'32.186</b>	0.497	0.058	164,485	38
12	<b>77 D. AEGERTER</b>	SUI	GYTR GRT Yamaha WorldSBK Team	Yamaha YZF R1	IND	1'35.351	1'32.886	<b>1'32.323</b>	<b>1'32.323</b>	0.634	0.137	164,241	55
13	<b>87 R. GARDNER</b>	AUS	GYTR GRT Yamaha WorldSBK Team	Yamaha YZF R1	IND	1'36.016	1'32.379	<b>1'32.330</b>	<b>1'32.330</b>	0.641	0.007	164,228	48
14	<b>65 J. REA</b>	GBR	Kawasaki Racing Team WorldSBK	Kawasaki ZX-10RR		1'45.365	1'32.892	<b>1'32.368</b>	<b>1'32.368</b>	0.679	0.038	164,161	40
15	<b>22 A. LOWES</b>	GBR	Kawasaki Racing Team WorldSBK	Kawasaki ZX-10RR		1'34.669	1'32.971	<b>1'32.846</b>	<b>1'32.846</b>	1.157	0.478	163,316	46
16	<b>97 X. VIERGE</b>	ESP	Team HRC	Honda CBR1000 RR-R		1'36.239	1'33.401	<b>1'32.873</b>	<b>1'32.873</b>	1.184	0.027	163,268	50
17	<b>34 L. BALDASSARRI</b>	ITA	GMT94 Yamaha	Yamaha YZF R1	IND	1'38.064	1'33.445	<b>1'33.118</b>	<b>1'33.118</b>	1.429	0.245	162,839	55
18	<b>60 M. VAN DER MARK</b>	NED	ROKiT BMW Motorrad WorldSBK Team	BMW M1000 RR		1'55.059	1'44.215	<b>1'33.424</b>	<b>1'33.424</b>	1.735	0.306	162,305	19
19	<b>53 T. RABAT</b>	ESP	Kawasaki Puccetti Racing	Kawasaki ZX-10RR	IND	1'40.299	1'34.634	<b>1'33.924</b>	<b>1'33.924</b>	2.235	0.500	161,441	60
20	<b>20 R. TAMBURINI</b>	ITA	Yamaha Motox Racing WorldSBK Team	Yamaha YZF R1	IND	1'38.991	1'36.055	<b>1'34.126</b>	<b>1'34.126</b>	2.437	0.202	161,095	36
21	<b>32 I. VINALES</b>	ESP	TPR Team Pedercini Racing	Kawasaki ZX-10RR	IND	1'47.624	1'34.667	<b>1'34.231</b>	<b>1'34.231</b>	2.542	0.105	160,915	32
22	<b>52 D. KONIG</b>	CZE	Orelac Racing MCVISIO	Kawasaki ZX-10RR	IND	1'40.053	1'34.520	<b>1'34.244</b>	<b>1'34.244</b>	2.555	0.013	160,893	41
23	<b>38 H. SOOMER</b>	EST	PETRONAS MIE Racing Honda Team	Honda CBR1000 RR-R	IND	1'50.018	1'34.978	<b>1'34.359</b>	<b>1'34.359</b>	2.670	0.115	160,697	40
24	<b>51 E. GRANADO</b>	BRA	PETRONAS MIE Racing Honda Team	Honda CBR1000 RR-R	IND	1'36.811	1'36.076	<b>1'34.449</b>	<b>1'34.449</b>	2.760	0.090	160,544	29

29/07/2023

These data/results cannot be reproduced, stored and/or transmitted in whole or in part by any manner of electronic, mechanical, photocopying, recording, broadcasting or otherwise now known or herein after developed without the previous express consent by the copyright owner, except for reproduction in daily press and regular printed publications on sale to the public within 60 days of the event related to those data/results and always provided that copyright symbol appears together as follows below.

© DORNA WSBK ORGANIZATION Srl 2023



## Acerbis Czech Round, 28-30 July 2023

### Best Sectors & Speed Free Practice 3rd Session

Autodrom Most 4.212 m

#### BEST LAP

1	31	G. GERLOFF	BMW M1000 RR	1'31.689
2	45	S. REDDING	BMW M1000 RR	1'31.696
3	54	T. RAZGATLIOGLU	Yamaha YZF R1	1'31.762
4	55	A. LOCATELLI	Yamaha YZF R1	1'31.913
5	5	P. OETTL	Ducati Panigale V4R	1'31.957
6	76	L. BAZ	BMW M1000 RR	1'32.026
7	9	D. PETRUCCI	Ducati Panigale V4R	1'32.065
8	7	I. LECUONA	Honda CBR1000 RR-R	1'32.091
9	47	A. BASSANI	Ducati Panigale V4R	1'32.125
10	21	M. RINALDI	Ducati Panigale V4R	1'32.128
11	1	A. BAUTISTA	Ducati Panigale V4R	1'32.186
12	77	D. AEGERTER	Yamaha YZF R1	1'32.323
13	87	R. GARDNER	Yamaha YZF R1	1'32.330
14	65	J. REA	Kawasaki ZX-10RR	1'32.368
15	22	A. LOWES	Kawasaki ZX-10RR	1'32.846
16	97	X. VIERGE	Honda CBR1000 RR-R	1'32.873
17	34	L. BALDASSARRI	Yamaha YZF R1	1'33.118
18	60	M. VAN DER MARK	BMW M1000 RR	1'33.424
19	53	T. RABAT	Kawasaki ZX-10RR	1'33.924
20	20	R. TAMBURINI	Yamaha YZF R1	1'34.126
21	32	I. VINALES	Kawasaki ZX-10RR	1'34.231
22	52	D. KONIG	Kawasaki ZX-10RR	1'34.244
23	38	H. SOOMER	Honda CBR1000 RR-R	1'34.359
24	51	E. GRANADO	Honda CBR1000 RR-R	1'34.449

#### SPEED

1	1	A. BAUTISTA	Ducati Panigale V4R	299,2
2	31	G. GERLOFF	BMW M1000 RR	298,4
3	97	X. VIERGE	Honda CBR1000 RR-R	297,6
4	22	A. LOWES	Kawasaki ZX-10RR	296,8
5	21	M. RINALDI	Ducati Panigale V4R	296,0
6	9	D. PETRUCCI	Ducati Panigale V4R	294,4
7	7	I. LECUONA	Honda CBR1000 RR-R	294,4
8	45	S. REDDING	BMW M1000 RR	293,6
9	5	P. OETTL	Ducati Panigale V4R	293,6
10	65	J. REA	Kawasaki ZX-10RR	293,6
11	87	R. GARDNER	Yamaha YZF R1	293,6
12	60	M. VAN DER MARK	BMW M1000 RR	292,8
13	76	L. BAZ	BMW M1000 RR	292,8
14	47	A. BASSANI	Ducati Panigale V4R	292,0
15	20	R. TAMBURINI	Yamaha YZF R1	290,5
16	38	H. SOOMER	Honda CBR1000 RR-R	289,7
17	55	A. LOCATELLI	Yamaha YZF R1	289,7
18	77	D. AEGERTER	Yamaha YZF R1	289,7
19	54	T. RAZGATLIOGLU	Yamaha YZF R1	289,7
20	53	T. RABAT	Kawasaki ZX-10RR	288,2
21	51	E. GRANADO	Honda CBR1000 RR-R	287,4
22	32	I. VINALES	Kawasaki ZX-10RR	286,7
23	34	L. BALDASSARRI	Yamaha YZF R1	286,7
24	52	D. KONIG	Kawasaki ZX-10RR	283,7

#### SEG. 1

1	21	M. RINALDI	21.973
2	54	T. RAZGATLIOGLU	21.997
3	45	S. REDDING	22.015
4	47	A. BASSANI	22.036
5	7	I. LECUONA	22.038
6	1	A. BAUTISTA	22.055
7	31	G. GERLOFF	22.072
8	55	A. LOCATELLI	22.125
9	5	P. OETTL	22.131
10	9	D. PETRUCCI	22.140
11	65	J. REA	22.151
12	97	X. VIERGE	22.166
13	76	L. BAZ	22.176
14	87	R. GARDNER	22.264
15	77	D. AEGERTER	22.374
16	22	A. LOWES	22.424
17	34	L. BALDASSARRI	22.446
18	60	M. VAN DER MARK	22.534
19	53	T. RABAT	22.636
20	52	D. KONIG	22.709
21	20	R. TAMBURINI	22.737
22	38	H. SOOMER	22.745
23	32	I. VINALES	22.772
24	51	E. GRANADO	22.782

#### SEG. 2

1	54	T. RAZGATLIOGLU	22.608
2	45	S. REDDING	22.785
3	76	L. BAZ	22.808
4	55	A. LOCATELLI	22.813
5	31	G. GERLOFF	22.816
6	9	D. PETRUCCI	22.882
7	21	M. RINALDI	22.897
8	47	A. BASSANI	22.916
9	87	R. GARDNER	22.926
10	7	I. LECUONA	22.946
11	5	P. OETTL	22.961
12	77	D. AEGERTER	23.000
13	65	J. REA	23.009
14	1	A. BAUTISTA	23.009
15	22	A. LOWES	23.071
16	97	X. VIERGE	23.170
17	34	L. BALDASSARRI	23.199
18	53	T. RABAT	23.340
19	60	M. VAN DER MARK	23.362
20	38	H. SOOMER	23.459
21	32	I. VINALES	23.464
22	20	R. TAMBURINI	23.467
23	51	E. GRANADO	23.560
24	52	D. KONIG	23.573

#### SEG. 3

1	45	S. REDDING	23.513
2	21	M. RINALDI	23.560
3	31	G. GERLOFF	23.573
4	5	P. OETTL	23.582
5	54	T. RAZGATLIOGLU	23.593
6	1	A. BAUTISTA	23.595
7	47	A. BASSANI	23.609
8	9	D. PETRUCCI	23.617
9	77	D. AEGERTER	23.646
10	55	A. LOCATELLI	23.666
11	7	I. LECUONA	23.721
12	87	R. GARDNER	23.735
13	65	J. REA	23.780
14	76	L. BAZ	23.785
15	22	A. LOWES	23.848
16	34	L. BALDASSARRI	23.883
17	60	M. VAN DER MARK	23.947
18	97	X. VIERGE	23.967
19	53	T. RABAT	24.031
20	32	I. VINALES	24.053
21	20	R. TAMBURINI	24.088
22	51	E. GRANADO	24.090
23	38	H. SOOMER	24.147
24	52	D. KONIG	24.167

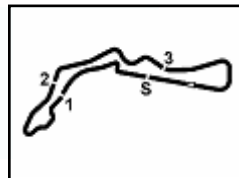
#### SEG. 4

1	76	L. BAZ	23.187
2	1	A. BAUTISTA	23.187
3	31	G. GERLOFF	23.191
4	5	P. OETTL	23.247
5	45	S. REDDING	23.273
6	7	I. LECUONA	23.285
7	87	R. GARDNER	23.286
8	77	D. AEGERTER	23.303
9	55	A. LOCATELLI	23.309
10	47	A. BASSANI	23.322
11	9	D. PETRUCCI	23.341
12	21	M. RINALDI	23.351
13	54	T. RAZGATLIOGLU	23.351
14	65	J. REA	23.360
15	22	A. LOWES	23.424
16	34	L. BALDASSARRI	23.452
17	97	X. VIERGE	23.458
18	60	M. VAN DER MARK	23.525
19	20	R. TAMBURINI	23.643
20	51	E. GRANADO	23.694
21	38	H. SOOMER	23.744
22	53	T. RABAT	23.793
23	52	D. KONIG	23.793
24	32	I. VINALES	23.808

29/07/2023

These data/results cannot be reproduced, stored and/or transmitted in whole or in part by any manner of electronic, mechanical, photocopying, recording, broadcasting or otherwise now known or herein after developed without the previous express consent by the copyright owner, except for reproduction in daily press and regular printed publications on sale to the public within 60 days of the event related to those data/results and always provided that copyright symbol appears together as follows below.

© DORNA WSBK ORGANIZATION Srl 2023



Autodrom Most 4.212 m

## Acerbis Czech Round, 28-30 July 2023

### Ideal Times Free Practice 3rd Session

No.	Rider	Nat	Bike	Seg. 1	Seg. 2	Seg. 3	Seg. 4	Ideal Time		
				Diff. 1	Diff. 2	Diff. 3	Diff. 4	Best Lap	Pos.	Diff.
1	<b>54 T. RAZGATLIOGLU</b>	TUR	Yamaha YZF R1	21.997 +0.048	<b>22.608</b> +0.076	23.593 +0.089	23.351	<b>1'31.549</b> 1'31.762	3	0.213
2	<b>45 S. REDDING</b>	GBR	BMW M1000 RR	22.015 +0.110	22.785	<b>23.513</b>	23.273	<b>1'31.586</b> 1'31.696	2	0.110
3	<b>31 G. GERLOFF</b>	USA	BMW M1000 RR	22.072	22.816	23.573	23.191 +0.037	<b>1'31.652</b> 1'31.689	1	0.037
4	<b>21 M. RINALDI</b>	ITA	Ducati Panigale V4R	<b>21.973</b>	22.897 +0.174	23.560 +0.111	23.351 +0.062	<b>1'31.781</b> 1'32.128	10	0.347
5	<b>1 A. BAUTISTA</b>	ESP	Ducati Panigale V4R	22.055 +0.086	23.009 +0.112	23.595 +0.036	<b>23.187</b> +0.106	<b>1'31.846</b> 1'32.186	11	0.340
6	<b>47 A. BASSANI</b>	ITA	Ducati Panigale V4R	22.036	22.916	23.609 +0.156	23.322 +0.086	<b>1'31.883</b> 1'32.125	9	0.242
7	<b>55 A. LOCATELLI</b>	ITA	Yamaha YZF R1	22.125	22.813	23.666	23.309	<b>1'31.913</b> 1'31.913	4	
8	<b>5 P. OETTL</b>	GER	Ducati Panigale V4R	22.131 +0.004	22.961	23.582	23.247 +0.032	<b>1'31.921</b> 1'31.957	5	0.036
9	<b>76 L. BAZ</b>	FRA	BMW M1000 RR	22.176	22.808	23.785 +0.070	<b>23.187</b>	<b>1'31.956</b> 1'32.026	6	0.070
10	<b>9 D. PETRUCCI</b>	ITA	Ducati Panigale V4R	22.140 +0.024	22.882 +0.028	23.617 +0.033	23.341	<b>1'31.980</b> 1'32.065	7	0.085
11	<b>7 I. LECUONA</b>	ESP	Honda CBR1000 RR-R	22.038	22.946	23.721	23.285 +0.101	<b>1'31.990</b> 1'32.091	8	0.101
12	<b>87 R. GARDNER</b>	AUS	Yamaha YZF R1	22.264	22.926 +0.119	23.735	23.286	<b>1'32.211</b> 1'32.330	13	0.119
13	<b>65 J. REA</b>	GBR	Kawasaki ZX-10RR	22.151	23.009	23.780	23.360 +0.068	<b>1'32.300</b> 1'32.368	14	0.068
14	<b>77 D. AEGERTER</b>	SUI	Yamaha YZF R1	22.374	23.000	23.646	23.303	<b>1'32.323</b> 1'32.323	12	
15	<b>97 X. VIERGE</b>	ESP	Honda CBR1000 RR-R	22.166 +0.071	23.170 +0.041	23.967	23.458	<b>1'32.761</b> 1'32.873	16	0.112
16	<b>22 A. LOWES</b>	GBR	Kawasaki ZX-10RR	22.424	23.071	23.848	23.424 +0.079	<b>1'32.767</b> 1'32.846	15	0.079
17	<b>34 L. BALDASSARRI</b>	ITA	Yamaha YZF R1	22.446	23.199 +0.036	23.883 +0.006	23.452 +0.096	<b>1'32.980</b> 1'33.118	17	0.138
18	<b>60 M. VAN DER MARK</b>	NED	BMW M1000 RR	22.534	23.362 +0.007	23.947 +0.049	23.525	<b>1'33.368</b> 1'33.424	18	0.056
19	<b>53 T. RABAT</b>	ESP	Kawasaki ZX-10RR	22.636 +0.075	23.340	24.031	23.793 +0.049	<b>1'33.800</b> 1'33.924	19	0.124
20	<b>20 R. TAMBURINI</b>	ITA	Yamaha YZF R1	22.737 +0.032	23.467 +0.064	24.088 +0.095	23.643	<b>1'33.935</b> 1'34.126	20	0.191
21	<b>38 H. SOOMER</b>	EST	Honda CBR1000 RR-R	22.745 +0.129	23.459 +0.071	24.147 +0.051	23.744 +0.013	<b>1'34.095</b> 1'34.359	23	0.264
22	<b>32 I. VINALES</b>	ESP	Kawasaki ZX-10RR	22.772 +0.026	23.464 +0.025	24.053	23.808 +0.083	<b>1'34.097</b> 1'34.231	21	0.134
23	<b>51 E. GRANADO</b>	BRA	Honda CBR1000 RR-R	22.782 +0.109	23.560 +0.164	24.090 +0.050	23.694	<b>1'34.126</b> 1'34.449	24	0.323
24	<b>52 D. KONIG</b>	CZE	Kawasaki ZX-10RR	22.709 +0.002	23.573	24.167	23.793	<b>1'34.242</b> 1'34.244	22	0.002
<b>Overall Ideal Time</b>				21.973	22.608	23.513	23.187	<b>1'31.281</b>		

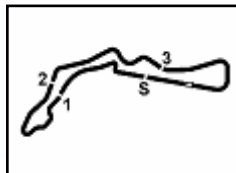
29/07/2023

These data/results cannot be reproduced, stored and/or transmitted in whole or in part by any manner of electronic, mechanical, photocopying, recording, broadcasting or otherwise now known or herein after developed without the previous express consent by the copyright owner, except for reproduction in daily press and regular printed publications on sale to the public within 60 days of the event related to those data/results and always provided that copyright symbol appears together as follows below.

© DORNA WSBK ORGANIZATION Srl 2023

FIGR PERUGIA TIMING





Autodrom Most 4.212 m

## Acerbis Czech Round, 28-30 July 2023

### Chronological Analysis Free Practice 3rd Session

1 / 4

1° 31 G. GERLOFF [1'31.689]							
Lap	Seg1	Seg2	Seg3	Seg4	Lap Time	km/h	Local Time
1		24.187	24.807	23.845			9:01'39.095
2	22.447	23.230	24.087	23.426	1'33.190	290,5	9:03'12.285
3	22.203	22.965	23.763	23.483	1'32.414	292,8	9:04'44.699
4	24.383	23.422	23.949	23.402	1'35.156C	292,0	9:06'19.855
5	22.381	22.976	23.693	23.367	1'32.417	291,2	9:07'52.272
6	22.206	22.993	23.766	23.292	1'32.257	292,0	9:09'24.529
7	22.170	22.924	23.949	23.351	1'32.394	292,8	9:10'56.923
8	22.164	22.947	23.937	23.401	1'32.449	292,8	9:12'29.372
9	22.286	22.842	23.726	23.258	1'32.112	293,6	9:14'01.484
10	22.148	23.046	23.925	23.225	1'32.344	293,6	9:15'33.828
11	25.910	23.683	23.773	38.000	1'51.366CP	292,8	9:17'25.194
12	5'43.293	23.931	24.056	23.393	6'54.673P		9:24'19.867
13	22.113	22.871	23.635	<b>23.191</b>	1'31.810	294,4	9:25'51.677
14	22.503	22.860	23.793	23.213	1'32.369	292,8	9:27'24.046
15	<b>22.072</b>	<b>22.816</b>	<b>23.573</b>	<b>23.228</b>	<b>1'31.689</b>	<b>298,4</b>	<b>9:28'55.735</b>
16	22.165	22.845	24.437	23.646	1'33.093	294,4	9:30'28.828

2° 45 S. REDDING [1'31.696]							
Lap	Seg1	Seg2	Seg3	Seg4	Lap Time	km/h	Local Time
1		27.913	27.654	38.497			9:02'19.733
2	2'30.828	24.308	24.778	23.979	3'43.893P		9:06'03.626
3	22.566	23.334	24.015	23.630	1'33.545	286,7	9:07'37.171
4	22.275	23.110	23.822	23.461	1'32.668	288,9	9:09'09.839
5	24.602	24.152	24.306	23.619	1'36.679C	289,7	9:10'46.518
6	22.263	23.090	23.829	23.535	1'32.717	288,2	9:12'19.235
7	26.076	25.443	28.211	23.516	1'43.246C	290,5	9:14'02.481
8	22.213	23.012	23.746	23.406	1'32.377	290,5	9:15'34.858
9	23.775	27.937	25.099	38.008	1'54.819P	291,2	9:17'29.677
10	2'19.849	23.651	24.269	23.579	3'31.348P		9:21'01.025
11	22.187	22.930	23.684	23.430	1'32.231	288,9	9:22'33.256
12	22.215	22.934	23.733	23.384	1'32.266	289,7	9:24'05.522
13	22.262	22.992	25.531	25.043	1'35.828	289,7	9:25'41.350
14	22.294	23.514	24.028	24.123	1'33.959	289,7	9:27'15.309
15	22.125	<b>22.785</b>	<b>23.513</b>	<b>23.273</b>	<b>1'31.696</b>	292,8	9:28'47.005
16	<b>22.015</b>	22.802	23.777	23.551	1'32.145	<b>293,6</b>	9:30'19.150

3° 54 T. RAZGATLIOGLU [1'31.762]							
Lap	Seg1	Seg2	Seg3	Seg4	Lap Time	km/h	Local Time
1		24.350	24.491	23.858			9:02'53.674
2	22.248	22.970	23.781	23.600	1'32.599	285,9	9:04'26.273
3	22.392	23.035	23.831	23.596	1'32.854	286,7	9:05'59.127
4	22.196	24.443	24.366	23.877	1'34.882	286,7	9:07'34.009
5	22.198	22.904	<b>23.593</b>	23.514	1'32.209	287,4	9:09'06.218
6	22.177	22.998	23.637	23.524	1'32.336	286,7	9:10'38.554
7	22.106	22.879	23.699	23.453	1'32.137	283,7	9:12'10.691
8	22.122	22.920	23.694	23.494	1'32.230	287,4	9:13'42.921
9	22.115	22.875	25.269	24.866	1'35.125	287,4	9:15'18.046
10	22.277	22.827	23.679	23.394	1'32.177	285,9	9:16'50.223
11	23.315	24.548	24.978	37.438	1'50.279P	285,2	9:18'40.502
12	5'45.200	26.471	24.894	23.970	7'00.535P		9:25'41.037
13	22.412	23.482	24.081	23.805	1'33.780	285,2	9:27'14.817
14	22.045	22.684	23.682	<b>23.351</b>	<b>1'31.762</b>	287,4	9:28'46.579
15	<b>21.997</b>	<b>22.608</b>	23.730	23.472	1'31.807	<b>289,7</b>	9:30'18.386

4° 55 A. LOCATELLI [1'31.913]							
Lap	Seg1	Seg2	Seg3	Seg4	Lap Time	km/h	Local Time
1		23.899	24.781	26.023			9:02'19.899
2	22.282	23.052	23.773	23.384	1'32.491	288,2	9:03'52.390
3	22.181	22.904	23.697	23.318	1'32.100	<b>289,7</b>	9:05'24.490
4	22.315	23.020	23.838	23.481	1'32.654	288,9	9:06'57.144

5	22.251	22.944	23.800	23.475	1'32.470	<b>289,7</b>	9:08'29.614
6	22.255	22.946	23.804	23.532	1'32.537	288,9	9:10'02.151
7	22.362	23.013	23.898	23.461	1'32.734	288,9	9:11'34.885
8	22.392	23.111	24.189	37.684	1'47.376P	<b>289,7</b>	9:13'22.261
9	6'20.496	23.194	24.650	23.445	7'31.785CP		9:20'54.046
10	22.281	22.844	23.810	23.345	1'32.280	287,4	9:22'26.326
11	22.248	23.888	24.078	23.953	1'34.167	288,9	9:24'00.493
12	<b>22.125</b>	<b>22.813</b>	<b>23.666</b>	<b>23.309</b>	<b>1'31.913</b>	288,9	9:25'32.406
13	22.267	22.969	24.412	27.415	1'37.063	<b>289,7</b>	9:27'09.469
14	22.225	23.271	23.874	23.478	1'32.848	288,2	9:28'42.317
15	22.263	22.911	23.959	23.469	1'32.602	<b>289,7</b>	9:30'14.919

5° 5 P. OETTL [1'31.957]							
Lap	Seg1	Seg2	Seg3	Seg4	Lap Time	km/h	Local Time
1		24.515	25.078	24.664			9:02'06.970
2	23.247	24.557	24.284	23.949	1'36.037	284,5	9:03'43.007
3	22.552	23.472	23.966	23.492	1'33.482	<b>293,6</b>	9:05'16.489
4	22.420	23.247	23.884	23.388	1'32.939	292,8	9:06'49.428
5	24.019	23.307	24.033	23.388	1'34.747C	<b>293,6</b>	9:08'24.175
6	22.340	23.337	23.751	23.335	1'32.763	291,2	9:09'56.938
7	22.358	23.149	23.903	23.338	1'32.748	291,2	9:11'29.686
8	22.534	23.059	23.800	23.402	1'32.795	291,2	9:13'02.481
9	22.244	23.154	23.836	23.318	1'32.552	292,0	9:14'35.033
10	26.440	24.036	24.335	37.249	1'52.060CP	285,2	9:16'27.093
11	3'56.475	23.915	24.511	23.415	5'08.316P		9:21'35.409
12	22.160	23.019	23.641	<b>23.247</b>	1'32.067	288,9	9:23'07.476
13	22.151	23.116	24.117	23.577	1'32.961	291,2	9:24'40.437
14	22.135	<b>22.961</b>	<b>23.582</b>	23.279	<b>1'31.957</b>	291,2	9:26'12.394
15	22.273	23.040	23.815	23.313	1'32.441	289,7	9:27'44.835
16	<b>22.131</b>	23.109	36.902	24.073	1'46.215	292,0	9:29'31.050
17	27.325	24.293	24.441	23.828	1'39.887C	289,7	9:31'10.937

6° 76 L. BAZ [1'32.026]							
Lap	Seg1	Seg2	Seg3	Seg4	Lap Time	km/h	Local Time
1		24.140	24.770	23.955			9:01'39.431
2	22.460	23.221	23.995	23.533	1'33.209	288,2	9:03'12.640
3	22.317	23.200	<b>23.785</b>	23.490	1'32.792	<b>292,8</b>	9:04'45.432
4	22.215	23.200	23.900	23.809	1'33.124	290,5	9:06'18.556
5	24.408	23.321	23.980	23.474	1'35.183C	285,9	9:07'53.739
6	22.221	23.084	24.485	23.759	1'33.549	291,2	9:09'27.288
7	22.266	23.087	23.902	23.459	1'32.714	290,5	9:11'00.002
8	22.313	23.211	26.723	24.493	1'36.740	290,5	9:12'36.742
9	22.438	23.048	23.863	23.577	1'32.926	292,0	9:14'09.668
10	22.234	23.055	23.935	23.499	1'32.723	290,5	9:15'42.391
11	24.350	25.792	26.327	39.686	1'56.155P	289,7	9:17'38.546
12	5'30.481	23.831	24.223	23.335	6'41.870P		9:24'20.416
13	<b>22.176</b>	<b>22.808</b>	23.855	<b>23.187</b>	<b>1'32.026</b>	291,2	9:25'52.442
14	24.155	25.982	24.513	38.480	1'53.130P	<b>292,8</b>	9:27'45.572

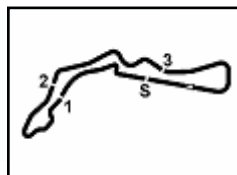
7° 9 D. PETRUCCI [1'32.065]							
Lap	Seg1	Seg2	Seg3	Seg4	Lap Time	km/h	Local Time
1		25.053	24.977	24.257			9:01'42.321
2	22.708	23.303	24.089	23.570	1'33.670	291,2	9:03'15.991
3	22.269	23.091	23.765	23.540	1'32.665	289,7	9:04'48.656
4	22.279	22.936	23.934	23.495	1'32.644	289,7	9:06'21.300
5	22.282	23.005	24.158	37.311	1'46.756P	<b>294,4</b>	9:08'08.056
6	3'52.135	27.061	24.390	23.501	5'07.087P		9:13'15.143
7	25.611	23.728	23.970	23.571	1'36.880C	288,9	9:14'52.023
8	22.164	22.910	23.650	<b>23.341</b>	<b>1'32.065</b>	288,9	9:16'24.088
9	22.188	<b>22.882</b>	23.650	23.355	1'32.075	287,4	9:17'56.163
10	<b>22.140</b>	22.969	23.661	24.472	1'33.242	289,7	9:19'29.405
11	22.334	22.982	23.972	23.555	1'32.843	290,5	9:21'02.248
12	22.227	22.985	<b>23.617</b>	23.393	1'32.222	292,0	9:22'34.470

29/07/2023 P = Pits In/Out - C = Lap Time Cancelled

These data/results cannot be reproduced, stored and/or transmitted in whole or in part by any manner of electronic, mechanical, photocopying, recording, broadcasting or otherwise now known or herein after developed without the previous express consent by the copyright owner, except for reproduction in daily press and regular printed publications on sale to the public within 60 days of the event related to those data/results and always provided that copyright symbol appears together as follows below.

© DORNA WSBK ORGANIZATION Srl 2023





Autodrom Most 4.212 m

2 / 4

13	22.258	23.047	23.733	23.475	1'32.513	290,5	9:24'06.983
14	26.391	27.349	29.528	23.503	1'46.771	291,2	9:25'53.754
15	22.253	23.161	23.721	23.412	1'32.547	292,8	9:27'26.301
16	27.733	26.866	23.973	23.408	1'41.980C	<b>294,4</b>	9:29'08.281
17	22.339	23.262	24.005	23.853	1'33.459	293,6	9:30'41.740

3	22.387	23.376	23.876	23.291	1'32.930	298,4	9:04'50.097
4	22.310	23.225	23.779	23.347	1'32.661	296,8	9:06'22.758
5	22.349	23.191	<b>23.595</b>	23.381	1'32.516	<b>299,2</b>	9:07'55.274
6	22.233	23.232	23.761	23.375	1'32.601	297,6	9:09'27.875
7	22.330	23.198	23.882	23.215	1'32.625	296,8	9:11'00.500
8	22.372	23.265	23.742	23.232	1'32.611	295,2	9:12'33.111
9	22.246	23.317	23.685	23.303	1'32.551	297,6	9:14'05.662
10	22.294	23.266	24.374	40.827	1'50.761P	296,8	9:15'56.423
11	4'26.698	24.184	24.195	23.323	5'38.400P		9:21'34.823
12	22.147	23.110	23.702	23.270	1'32.229	295,2	9:23'07.052
13	22.180	23.315	23.789	23.231	1'32.515	296,8	9:24'39.567
14	22.109	23.220	23.810	23.216	1'32.355	297,6	9:26'11.922
15	22.295	23.239	23.652	<b>23.187</b>	1'32.373	296,0	9:27'44.295
16	22.141	23.121	23.631	23.293	<b>1'32.186</b>	298,4	9:29'16.481
17	<b>22.055</b>	<b>23.009</b>	23.715	23.461	1'32.240	<b>299,2</b>	9:30'48.721

8° 71 I. LECUONA [1'32.091]							
Lap	Seg1	Seg2	Seg3	Seg4	Lap Time	km/h	Local Time
1		25.910	25.009	24.100			9:01'47.966
2	22.630	23.591	24.128	23.611	1'33.960	292,8	9:03'21.926
3	22.556	23.902	24.084	23.746	1'34.288	292,8	9:04'56.214
4	22.426	23.250	23.824	23.428	1'32.928	291,2	9:06'29.142
5	22.276	23.180	23.925	23.468	1'32.849	<b>294,4</b>	9:08'01.991
6	22.320	23.118	26.621	36.192	1'48.251P	<b>294,4</b>	9:09'50.242
7	6'10.985	23.978	24.127	23.660	7'22.750P		9:17'12.992
8	22.500	23.064	23.856	23.440	1'32.860	288,9	9:18'45.852
9	22.209	23.087	23.844	23.417	1'32.557	290,5	9:20'18.409
10	22.270	23.068	23.957	23.493	1'32.788	292,0	9:21'51.197
11	24.347	23.997	24.544	37.000	1'49.888CP	292,0	9:23'41.085
12	2'14.882	23.430	23.990	23.603	3'25.905P		9:27'06.990
13	22.087	22.959	23.833	<b>23.285</b>	1'32.164	293,6	9:28'39.154
14	<b>22.038</b>	<b>22.946</b>	<b>23.721</b>	23.386	<b>1'32.091</b>	293,6	9:30'11.245

12° 77 D. AEGERTER [1'32.323]							
Lap	Seg1	Seg2	Seg3	Seg4	Lap Time	km/h	Local Time
1		25.377	25.339	24.712			9:02'06.822
2	23.249	24.438	24.378	23.828	1'35.893	282,3	9:03'42.715
3	22.682	23.367	23.885	23.516	1'33.450	288,9	9:05'16.165
4	22.531	23.172	23.794	23.414	1'32.911	288,2	9:06'49.076
5	22.671	23.129	23.892	23.481	1'33.173	287,4	9:08'22.249
6	22.569	23.174	23.868	23.458	1'33.069	288,2	9:09'55.318
7	22.507	23.144	23.911	23.419	1'32.981	288,2	9:11'28.299
8	22.534	23.322	24.154	38.708	1'48.718P	288,2	9:13'17.017
9	5'10.776	28.668	24.669	23.866	6'27.979P		9:19'44.996
10	22.539	23.023	23.730	23.401	1'32.693	287,4	9:21'17.689
11	<b>22.374</b>	<b>23.000</b>	<b>23.646</b>	<b>23.303</b>	<b>1'32.323</b>	288,2	9:22'50.012
12	22.404	23.349	23.787	23.399	1'32.939	286,7	9:24'22.951
13	22.390	23.446	23.864	23.488	1'33.188	288,9	9:25'56.139
14	22.512	23.283	27.092	25.723	1'38.610	<b>289,7</b>	9:27'34.749
15	22.537	23.022	23.788	23.439	1'32.786	287,4	9:29'07.535
16	22.642	23.462	24.207	23.706	1'34.017	288,2	9:30'41.552

9° 47 A. BASSANI [1'32.125]							
Lap	Seg1	Seg2	Seg3	Seg4	Lap Time	km/h	Local Time
1		24.625	24.906	25.271			9:02'17.484
2	22.241	23.233	23.619	23.484	1'32.577	288,9	9:03'50.061
3	22.104	23.156	23.611	23.555	1'32.426	289,7	9:05'22.487
4	22.225	23.121	<b>23.609</b>	<b>23.322</b>	1'32.277	290,5	9:06'54.764
5	25.679	25.975	27.601	36.507	1'55.762P	<b>292,0</b>	9:08'50.526
6	6'32.419	24.538	24.386	23.642	7'44.985P		9:16'35.511
7	<b>22.036</b>	<b>22.916</b>	23.765	23.408	<b>1'32.125</b>	287,4	9:18'07.636
8	22.095	23.058	23.791	23.400	1'32.344	288,9	9:19'39.980
9	22.189	23.066	24.010	23.463	1'32.728	288,2	9:21'12.708
10	22.098	23.098	23.692	23.432	1'32.320	289,7	9:22'45.028
11	22.150	23.128	23.805	23.538	1'32.621	288,9	9:24'17.649
12	22.340	23.498	24.138	23.616	1'33.592	291,2	9:25'51.241
13	22.158	23.226	23.714	23.407	1'32.505	289,7	9:27'23.746
14	23.624	23.964	23.929	23.662	1'35.179C	290,5	9:28'58.925
15	22.113	23.190	23.612	23.462	1'32.377	<b>292,0</b>	9:30'31.302

13° 87 R. GARDNER [1'32.330]							
Lap	Seg1	Seg2	Seg3	Seg4	Lap Time	km/h	Local Time
1		27.431	27.349	27.925			9:02'03.159
2	22.628	23.817	24.118	23.425	1'33.988	285,9	9:03'37.147
3	22.631	23.371	23.862	23.340	1'33.204	288,9	9:05'10.351
4	22.504	23.158	23.869	23.543	1'33.074	287,4	9:06'43.425
5	22.457	23.061	23.802	23.400	1'32.720	288,2	9:08'16.145
6	<b>22.264</b>	23.045	<b>23.735</b>	<b>23.286</b>	<b>1'32.330</b>	288,9	9:09'48.475
7	22.437	28.264	28.178	38.214	1'57.093P	<b>293,6</b>	9:11'45.568
8	7'15.102	27.039	28.959	24.361	8'35.461P		9:20'21.029
9	22.555	23.057	24.897	27.956	1'38.465	285,2	9:21'59.494
10	22.698	23.069	24.588	26.638	1'36.993	287,4	9:23'36.487
11	22.739	23.154	23.801	23.494	1'33.188	287,4	9:25'09.675
12	22.352	22.981	23.997	23.709	1'33.039	286,7	9:26'42.714
13	22.392	<b>22.926</b>	24.880	34.560	1'44.758	285,9	9:28'27.472
14	22.314	23.018	23.794	23.477	1'32.603	289,7	9:30'00.075

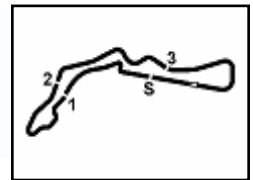
10° 21 M. RINALDI [1'32.128]							
Lap	Seg1	Seg2	Seg3	Seg4	Lap Time	km/h	Local Time
1		24.544	24.767	25.329			9:02'21.523
2	22.436	23.380	24.009	23.665	1'33.490	294,4	9:03'55.013
3	22.473	23.307	23.935	23.541	1'33.256	295,2	9:05'28.269
4	22.489	23.165	24.034	23.421	1'33.109	292,0	9:07'01.378
5	22.466	23.463	27.908	24.804	1'38.641	<b>296,0</b>	9:08'40.019
6	22.232	22.994	23.782	<b>23.351</b>	1'32.359	293,6	9:10'12.378
7	25.296	25.585	26.052	40.773	1'57.706CP	294,4	9:12'10.084
8	7'07.995	23.957	24.576	23.846	8'20.374P		9:20'30.458
9	22.169	<b>22.897</b>	<b>23.560</b>	23.546	1'32.172	291,2	9:22'02.630
10	22.080	23.021	23.691	23.432	1'32.224	291,2	9:23'34.854
11	31.618	28.651	25.288	24.246	1'49.803C	292,0	9:25'24.657
12	22.209	23.012	23.566	23.530	1'32.317	292,0	9:26'56.974
13	<b>21.973</b>	23.071	23.671	23.413	<b>1'32.128</b>	292,8	9:28'29.102
14	22.114	23.030	25.104	24.110	1'34.358	295,2	9:30'03.460

14° 65 J. REA [1'32.368]							
Lap	Seg1	Seg2	Seg3	Seg4	Lap Time	km/h	Local Time
1		27.059	25.813	24.997			9:02'09.639
2	22.728	23.448	23.811	23.555	1'33.542	289,7	9:03'43.181
3	24.016	24.502	24.630	23.867	1'37.015	<b>293,6</b>	9:05'20.196
4	22.302	23.515	23.908	23.497	1'33.222	289,7	9:06'53.418
5	22.174	<b>23.009</b>	23.809	23.413	1'32.405	290,5	9:08'25.823
6	27.096	23.845	24.141	23.585	1'38.667	<b>293,6</b>	9:10'04.490
7	22.240	23.164	23.843	<b>23.360</b>	1'32.607	291,2	9:11'37.097
8	23.606	24.850	24.724	37.330	1'50.510P	292,0	9:13'27.607
9	4'35.841	24.154	24.281	23.597	5'47.873P		9:19'15.480

29/07/2023 P = Pits In/Out - C = Lap Time Cancelled

These data/results cannot be reproduced, stored and/or transmitted in whole or in part by any manner of electronic, mechanical, photocopying, recording, broadcasting or otherwise now known or herein after developed without the previous express consent by the copyright owner, except for reproduction in daily press and regular printed publications on sale to the public within 60 days of the event related to those data/results and always provided that copyright symbol appears together as follows below.

© DORNA WSBK ORGANIZATION Srl 2023



Autodrom Most 4.212 m

3 / 4

**Acerbis Czech Round, 28-30 July 2023**  
**Chronological Analysis Free Practice 3rd Session**

10	22.353	23.054	23.982	23.466	1'32.855	288,9	9:20'48.335
11	22.359	24.350	25.066	35.980	1'47.755P	288,9	9:22'36.090
12	2'56.908	23.647	24.241	23.602	4'08.398P		9:26'44.488
13	22.419	23.141	23.912	23.500	1'32.972	289,7	9:28'17.460
14	22.500	23.176	24.319	24.635	1'34.630	290,5	9:29'52.090
15	<b>22.151</b>	<b>23.009</b>	<b>23.780</b>	23.428	<b>1'32.368</b>	291,2	9:31'24.458

15° 22 A. LOWES [1'32.846]							
Lap	Seg1	Seg2	Seg3	Seg4	Lap Time	km/h	Local Time
1		24.938	24.692	24.257			9:02'09.796
2	22.787	23.580	23.931	23.467	1'33.765	292,8	9:03'43.561
3	22.538	23.341	25.816	25.078	1'36.773	<b>296,8</b>	9:05'20.334
4	22.530	23.458	23.959	<b>23.424</b>	1'33.371	288,9	9:06'53.705
5	<b>22.424</b>	<b>23.071</b>	<b>23.848</b>	23.503	<b>1'32.846</b>	292,8	9:08'26.551
6	22.519	23.316	23.895	23.553	1'33.283	292,8	9:09'59.834
7	22.431	23.253	23.942	23.635	1'33.261	290,5	9:11'33.095
8	22.482	23.153	24.000	23.516	1'33.151	290,5	9:13'06.246
9	22.444	23.290	25.992	38.245	1'49.971P	291,2	9:14'56.217
10	5'49.512	24.370	24.451	24.110	7'02.443P		9:21'58.660
11	22.693	23.489	24.043	23.847	1'34.072	287,4	9:23'32.732
12	34.797	24.173	24.427	38.383	2'01.780CP	288,9	9:25'34.512
13	2'55.298	23.921	24.414	24.043	4'07.676P		9:29'42.188
14	22.898	23.481	23.907	23.766	1'34.052	288,9	9:31'16.240

16° 97 X. VIERGE [1'32.873]							
Lap	Seg1	Seg2	Seg3	Seg4	Lap Time	km/h	Local Time
1		25.054	25.464	31.456			9:02'01.396
2	22.611	23.719	24.190	23.653	1'34.173	292,8	9:03'35.569
3	22.439	23.384	24.226	23.548	1'33.597	293,6	9:05'09.166
4	22.750	23.568	24.152	24.066	1'34.536	292,8	9:06'43.702
5	22.457	23.272	24.063	23.553	1'33.345	296,0	9:08'17.047
6	22.237	23.211	<b>23.967</b>	<b>23.458</b>	<b>1'32.873</b>	296,0	9:09'49.920
7	22.270	24.732	24.980	38.004	1'49.986P	296,0	9:11'39.906
8	7'02.853	24.008	24.402	23.650	8'14.913P		9:19'54.819
9	22.405	<b>23.170</b>	24.162	23.702	1'33.439	292,0	9:21'28.258
10	<b>22.166</b>	23.221	24.162	23.584	1'33.133	291,2	9:23'01.391
11	29.673	23.519	24.578	23.682	1'41.452C	291,2	9:24'42.843
12	22.322	23.212	24.358	24.114	1'34.006	294,4	9:26'16.849
13	30.646	25.940	25.043	23.926	1'45.555C	292,0	9:28'02.404
14	28.720	23.569	24.189	23.818	1'40.296C	293,6	9:29'42.700
15	22.647	23.573	24.027	23.552	1'33.799	<b>297,6</b>	9:31'16.499

17° 34 L. BALDASSARRI [1'33.118]							
Lap	Seg1	Seg2	Seg3	Seg4	Lap Time	km/h	Local Time
1		24.336	24.521	23.915			9:01'39.668
2	22.851	23.460	24.094	23.842	1'34.247	280,1	9:03'13.915
3	22.607	23.486	24.203	23.631	1'33.927	284,5	9:04'47.842
4	22.558	23.286	23.981	<b>23.452</b>	1'33.277	283,0	9:06'21.119
5	22.756	23.526	24.137	23.649	1'34.068	284,5	9:07'55.187
6	22.528	<b>23.199</b>	<b>23.883</b>	23.544	1'33.154	284,5	9:09'28.341
7	<b>22.446</b>	23.235	23.889	23.548	<b>1'33.118</b>	<b>286,7</b>	9:11'01.459
8	22.479	23.287	24.035	23.602	1'33.403	284,5	9:12'34.862
9	27.467	25.416	24.924	24.112	1'41.919C	285,2	9:14'16.781
10	22.546	23.338	24.082	23.697	1'33.663	281,5	9:15'50.444
11	25.697	25.194	24.996	24.081	1'39.968C	283,7	9:17'30.412
12	22.547	23.212	24.004	23.542	1'33.305	283,0	9:19'03.717
13	24.057	24.895	25.422	38.418	1'52.792P	282,3	9:20'56.509
14	3'07.104	24.604	24.990	24.144	4'20.842P		9:25'17.351
15	22.625	23.250	24.243	23.686	1'33.804	281,5	9:26'51.155
16	22.622	23.315	24.225	23.973	1'34.135	282,3	9:28'25.290
17	22.606	25.435	24.040	23.645	1'35.726	283,0	9:30'01.016

29/07/2023 P = Pits In/Out - C = Lap Time Cancelled

These data/results cannot be reproduced, stored and/or transmitted in whole or in part by any manner of electronic, mechanical, photocopying, recording, broadcasting or otherwise now known or herein after developed without the previous express consent by the copyright owner, except for reproduction in daily press and regular printed publications on sale to the public within 60 days of the event related to those data/results and always provided that copyright symbol appears together as follows below.

© DORNA WSBK ORGANIZATION Srl 2023

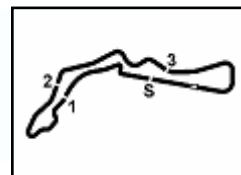
18° 60 M. VAN DER MARK [1'33.424]							
Lap	Seg1	Seg2	Seg3	Seg4	Lap Time	km/h	Local Time
1		27.474	26.183	38.417			9:02'04.108
2	3'37.496	29.633	24.879	24.149	4'56.157P		9:07'00.265
3	23.374	24.077	24.162	23.935	1'35.548	286,7	9:08'35.813
4	22.990	23.779	24.092	23.776	1'34.637	288,2	9:10'10.450
5	22.842	23.845	24.233	23.839	1'34.759	290,5	9:11'45.209
6	22.833	23.659	24.131	23.786	1'34.409	290,5	9:13'19.618
7	22.744	23.520	24.014	23.686	1'33.964	288,9	9:14'53.582
8	22.758	23.370	23.988	23.650	1'33.766	291,2	9:16'27.348
9	25.748	25.442	26.153	23.714	1'41.057C	289,7	9:18'08.405
10	22.590	<b>23.362</b>	<b>23.947</b>	23.610	1'33.509	291,2	9:19'41.914
11	23.349	26.098	24.895	37.374	1'51.716P	288,9	9:21'33.630
12	3'37.767	24.721	24.650	23.976	4'51.114P		9:26'24.744
13	22.979	23.428	24.076	27.846	1'38.329	286,7	9:28'03.073
14	22.729	25.686	28.173	23.905	1'40.493	291,2	9:29'43.566
15	<b>22.534</b>	23.369	23.996	<b>23.525</b>	<b>1'33.424</b>	<b>292,8</b>	9:31'16.990

19° 53 T. RABAT [1'33.924]							
Lap	Seg1	Seg2	Seg3	Seg4	Lap Time	km/h	Local Time
1		24.708	24.866	24.320			9:01'50.061
2	23.265	23.835	24.320	23.989	1'35.409	285,2	9:03'25.470
3	22.823	23.587	24.372	24.067	1'34.849	286,7	9:05'00.319
4	22.958	23.696	24.140	23.993	1'34.787	283,7	9:06'35.106
5	22.876	23.656	24.171	23.993	1'34.696	285,9	9:08'09.802
6	22.925	23.579	24.102	23.960	1'34.566	<b>288,2</b>	9:09'44.368
7	22.913	23.707	24.094	23.968	1'34.682	284,5	9:11'19.050
8	<b>22.636</b>	23.497	24.170	24.032	1'34.335	284,5	9:12'53.385
9	22.752	23.502	24.100	24.120	1'34.474	287,4	9:14'27.859
10	22.769	23.436	24.072	23.938	1'34.215	285,9	9:16'02.074
11	22.735	23.349	24.173	<b>23.793</b>	1'34.050	285,2	9:17'36.124
12	22.779	23.466	24.145	23.913	1'34.303	284,5	9:19'10.427
13	22.881	23.428	24.133	23.817	1'34.259	280,8	9:20'44.686
14	22.711	<b>23.340</b>	<b>24.031</b>	23.842	<b>1'33.924</b>	269,8	9:22'18.610
15	22.783	23.656	24.169	23.840	1'34.448	285,2	9:23'53.058
16	22.733	23.426	24.198	23.845	1'34.202	283,7	9:25'27.260
17	22.773	23.445	24.149	23.925	1'34.292	285,9	9:27'01.552
18	22.719	23.485	24.106	23.959	1'34.269	283,7	9:28'35.821
19	22.771	23.400	24.104	23.861	1'34.136	286,7	9:30'09.957

20° 20 R. TAMBURINI [1'34.126]							
Lap	Seg1	Seg2	Seg3	Seg4	Lap Time	km/h	Local Time
1		25.077	24.961	24.247			9:01'42.200
2	23.288	23.765	24.510	23.969	1'35.532	283,0	9:03'17.732
3	23.239	23.762	24.304	23.988	1'35.293	283,7	9:04'53.025
4	23.116	23.609	24.190	23.754	1'34.669	288,2	9:06'27.694
5	22.909	23.606	24.452	23.819	1'34.786	288,9	9:08'02.480
6	23.226	<b>23.467</b>	24.231	23.844	1'34.768	285,9	9:09'37.248
7	22.875	23.662	24.160	23.817	1'34.514	286,7	9:11'11.762
8	<b>22.737</b>	23.551	24.239	23.789	1'34.316	286,7	9:12'46.078
9	31.665	27.549	27.648	24.200	1'51.062C	<b>290,5</b>	9:14'37.140
10	22.945	23.768	26.010	40.274	1'52.997P	287,4	9:16'30.137
11	3'31.262	26.498	24.810	25.573	4'48.143P		9:21'18.280
12	22.859	23.600	24.095	23.814	1'34.368	285,2	9:22'52.648
13	22.820	23.652	<b>24.088</b>	23.764	1'34.324	285,9	9:24'26.972
14	31.355	28.160	25.062	25.618	1'50.195C	288,2	9:26'17.167
15	22.819	23.522	28.480	31.428	1'46.249	288,9	9:28'03.416
16	23.015	24.749	25.134	27.610	1'40.508	282,3	9:29'43.924
17	22.769	23.531	24.183	<b>23.643</b>	<b>1'34.126</b>	289,7	9:31'18.050

21° 32 I. VINALES [1'34.231]							
Lap	Seg1	Seg2	Seg3	Seg4	Lap Time	km/h	Local Time
1		24.606	24.839	24.220			9:01'41.280





## Acerbis Czech Round, 28-30 July 2023

### Chronological Analysis Free Practice 3rd Session

2	23.171	23.693	24.499	23.904	1'35.267	282,3	9:03'16.547
3	<b>22.772</b>	23.560	24.390	<b>23.808</b>	1'34.530	279,4	9:04'51.077
4	22.859	<b>23.464</b>	24.225	23.959	1'34.507	<b>286,7</b>	9:06'25.584
5	22.798	23.489	<b>24.053</b>	23.891	<b>1'34.231</b>	281,5	9:07'59.815
6	27.192	23.911	24.298	37.960	1'53.361CP	277,3	9:09'53.176
7	9'25.463	23.915	24.506	24.012	10'37.896P		9:20'31.072
8	22.859	23.566	24.280	24.184	1'34.889	280,1	9:22'05.961
9	23.083	24.134	24.687	37.876	1'49.780P	278,7	9:23'55.741
10	2'31.773	23.783	24.352	24.015	3'43.923P		9:27'39.664
11	22.955	23.517	24.138	23.952	1'34.562	280,8	9:29'14.226
12	22.801	23.564	24.552	24.116	1'35.033	280,8	9:30'49.259

22° 52 O. KONIG (1'34.244)							
Lap	Seg.1	Seg.2	Seg.3	Seg.4	Lap Time	km/h	Local Time
1		25.283	25.461	24.635			9:01'44.460
2	23.278	23.992	24.522	24.358	1'36.150	283,0	9:03'20.610
3	25.702	26.328	24.774	24.239	1'41.043C	282,3	9:05'01.653
4	23.124	23.794	24.460	24.134	1'35.512	282,3	9:06'37.165
5	23.064	23.902	24.484	24.206	1'35.656	281,5	9:08'12.821
6	23.036	23.921	24.442	24.081	1'35.480	280,8	9:09'48.301
7	26.203	25.411	27.665	24.409	1'43.688C	280,1	9:11'31.989
8	29.962	25.448	24.584	37.944	1'57.938CP	283,0	9:13'29.927
9	7'29.847	27.969	29.519	27.601	8'54.936P		9:22'24.863
10	23.373	24.528	24.324	23.966	1'36.191	278,0	9:24'01.054
11	<b>22.709</b>	23.576	24.279	23.948	1'34.512	282,3	9:25'35.566
12	22.855	23.716	24.363	23.946	1'34.880	<b>283,7</b>	9:27'10.446
13	22.777	23.574	24.230	23.845	1'34.426	<b>283,7</b>	9:28'44.872
14	22.711	<b>23.573</b>	<b>24.167</b>	<b>23.793</b>	<b>1'34.244</b>	280,8	9:30'19.116

23° 38 H. SOOMER (1'34.359)							
Lap	Seg.1	Seg.2	Seg.3	Seg.4	Lap Time	km/h	Local Time
1		25.164	25.571	24.521			9:01'44.754
2	23.426	24.111	24.435	24.193	1'36.165	286,7	9:03'20.919
3	23.421	23.928	24.483	23.874	1'35.706	<b>289,7</b>	9:04'56.625
4	23.125	23.693	24.245	23.997	1'35.060	285,9	9:06'31.685
5	23.145	23.715	<b>24.147</b>	23.869	1'34.876	285,2	9:08'06.561
6	22.832	23.578	25.047	40.335	1'51.792P	285,2	9:09'58.353
7	6'40.023	24.573	24.711	24.173	7'53.480P		9:17'51.833
8	23.196	23.902	24.178	24.116	1'35.392	282,3	9:19'27.225
9	26.929	24.341	24.544	23.977	1'39.791C	282,3	9:21'07.016
10	23.208	23.548	24.289	23.968	1'35.013	283,7	9:22'42.029
11	22.874	23.661	24.317	23.927	1'34.779	283,0	9:24'16.808
12	22.874	23.530	24.198	23.757	<b>1'34.359</b>	280,8	9:25'51.167
13	23.241	<b>23.459</b>	24.281	<b>23.744</b>	1'34.725	280,1	9:27'25.892
14	24.070	25.801	24.592	24.008	1'38.471	285,2	9:29'04.363
15	<b>22.745</b>	23.567	24.279	23.923	1'34.514	286,7	9:30'38.877

24° 51 E. GRANADO (1'34.449)							
Lap	Seg.1	Seg.2	Seg.3	Seg.4	Lap Time	km/h	Local Time
1		27.516	26.118	24.979			9:02'43.864
2	23.258	24.557	24.791	24.152	1'36.758	284,5	9:04'20.622
3	34.132	25.707	24.784	24.124	1'48.747C	285,2	9:06'09.369
4	23.150	23.744	24.213	24.442	1'35.549	285,2	9:07'44.918
5	<b>22.782</b>	23.708	24.219	23.786	1'34.495	283,7	9:09'19.413
6	35.992	24.964	24.505	23.999	1'49.460C	286,7	9:11'08.873
7	22.985	<b>23.560</b>	24.277	23.797	1'34.619	285,2	9:12'43.492
8	22.891	23.724	24.140	<b>23.694</b>	<b>1'34.449</b>	<b>287,4</b>	9:14'17.941
9	35.460	27.116	31.030	41.600	2'15.206CP	286,7	9:16'33.147
10	6'38.241	25.415	27.350	24.197	7'55.203P		9:24'28.350
11	23.172	23.653	24.212	23.942	1'34.979	283,0	9:26'03.329
12	23.001	23.677	<b>24.090</b>	23.935	1'34.703	284,5	9:27'38.032
13	22.915	23.628	24.236	23.950	1'34.729	283,7	9:29'12.761
14	23.015	23.931	30.772	24.985	1'42.703	283,7	9:30'55.464

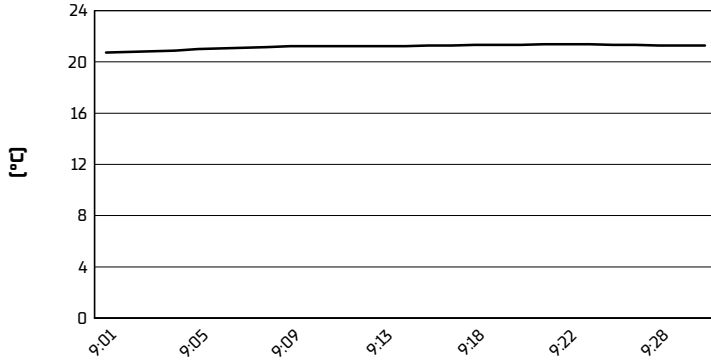
29/07/2023 P = Pits In/Out - C = Lap Time Cancelled

These data/results cannot be reproduced, stored and/or transmitted in whole or in part by any manner of electronic, mechanical, photocopying, recording, broadcasting or otherwise now known or herein after developed without the previous express consent by the copyright owner, except for reproduction in daily press and regular printed publications on sale to the public within 60 days of the event related to those data/results and always provided that copyright symbol appears together as follows below.

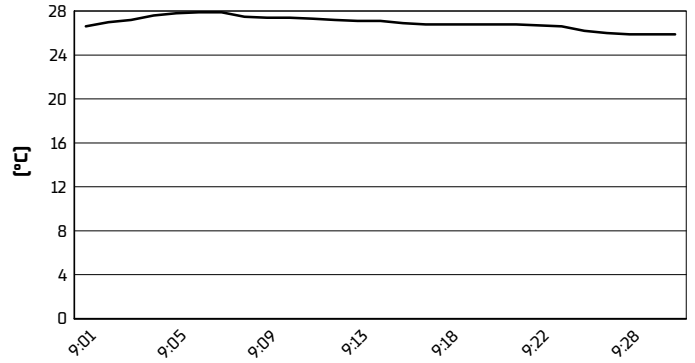
© DORNA WSBK ORGANIZATION Srl 2023

**Acerbis Czech Round, 28-30 July 2023**  
**Weather Report Free Practice 3rd Session**  
Session started 09:00 - Session ended 9:32

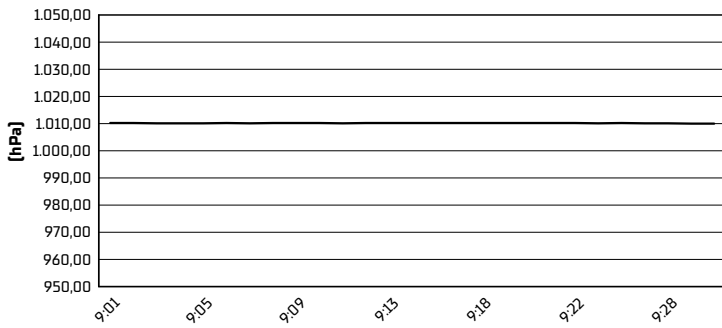
**Air Temperature**



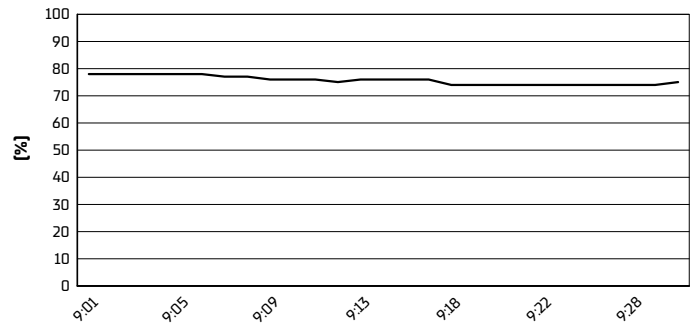
**Track Temperature**



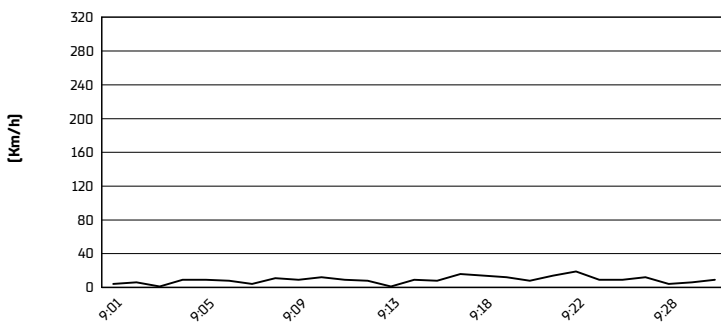
**Air Pressure**



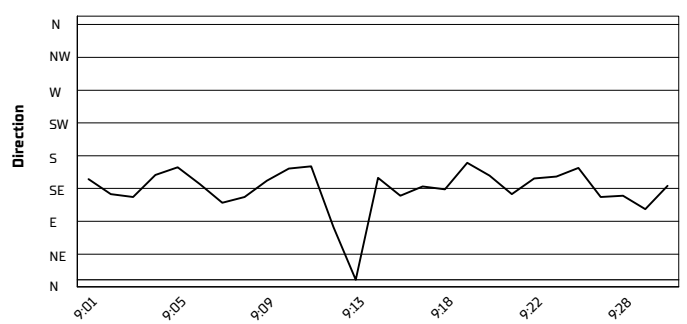
**Humidity**



**Wind Speed**



**Wind Direction**



29/07/2023

These data/results cannot be reproduced, stored and/or transmitted in whole or in part by any manner of electronic, mechanical, photocopying, recording, broadcasting or otherwise now known or herein after developed without the previous express consent by the copyright owner, except for reproduction in daily press and regular printed publications on sale to the public within 60 days of the event related to those data/results and always provided that copyright symbol appears together as follows below.

© DORNA WSBK ORGANIZATION Srl 2023