

Acerbis Czech Round, 28-30 July 2023

Results Tissot Superpole

Autodrom Most 4.212 m

1 / 3

No.	Rider	Nat	Team	Bike	Class	Time	Gap	Rel.	Laps	Speed	
										Avg	Max
1	54 T. RAZGATLIOGLU	TUR	Pata Yamaha Prometeon WorldSBK	Yamaha YZF R1		1'30.801			7	166,994	292,8
2	9 D. PETRUCCI	ITA	Barni Spark Racing Team	Ducati Panigale V4R	IND	1'31.261	0.460	0.460	8	166,152	293,6
3	87 R. GARDNER	AUS	GYTR GRT Yamaha WorldSBK Team	Yamaha YZF R1	IND	1'31.419	0.618	0.158	7	165,865	291,2
4	47 A. BASSANI	ITA	Motocorsa Racing	Ducati Panigale V4R	IND	1'31.430	0.629	0.011	6	165,845	293,6
5	65 J. REA	GBR	Kawasaki Racing Team WorldSBK	Kawasaki ZX-10RR		1'31.458	0.657	0.028	8	165,794	293,6
6	31 G. GERLOFF	USA	Bonovo Action BMW	BMW M1000 RR	IND	1'31.659	0.858	0.201	8	165,431	296,8
7	55 A. LOCATELLI	ITA	Pata Yamaha Prometeon WorldSBK	Yamaha YZF R1		1'31.680	0.879	0.021	7	165,393	293,6
8	21 M. RINALDI	ITA	Aruba.it Racing - Ducati	Ducati Panigale V4R		1'31.715	0.914	0.035	7	165,330	293,6
9	97 X. VIERGE	ESP	Team HRC	Honda CBR1000 RR-R		1'31.813	1.012	0.098	7	165,153	298,4
10	77 D. AEGERTER	SUI	GYTR GRT Yamaha WorldSBK Team	Yamaha YZF R1	IND	1'31.822	1.021	0.009	5	165,137	292,8
11	7 I. LECUDNA	ESP	Team HRC	Honda CBR1000 RR-R		1'31.931	1.130	0.109	7	164,941	300,8
12	22 A. LOWES	GBR	Kawasaki Racing Team WorldSBK	Kawasaki ZX-10RR		1'31.951	1.150	0.020	8	164,905	294,4
13	76 L. BAZ	FRA	Bonovo Action BMW	BMW M1000 RR	IND	1'32.037	1.236	0.086	8	164,751	298,4
14	1 A. BAUTISTA	ESP	Aruba.it Racing - Ducati	Ducati Panigale V4R		1'32.177	1.376	0.140	7	164,501	297,6
15	45 S. REDDING	GBR	ROKIT BMW Motorrad WorldSBK Team	BMW M1000 RR		1'32.253	1.452	0.076	7	164,365	295,2
16	34 L. BALDASSARRI	ITA	GMT94 Yamaha	Yamaha YZF R1	IND	1'32.713	1.912	0.460	7	163,550	290,5
17	51 E. GRANADO	BRA	PETRONAS MIE Racing Honda Team	Honda CBR1000 RR-R	IND	1'32.953	2.152	0.240	7	163,128	295,2
18	60 M. VAN DER MARK	NED	ROKIT BMW Motorrad WorldSBK Team	BMW M1000 RR		1'33.175	2.374	0.222	8	162,739	294,4
19	32 I. VINALES	ESP	TPR Team Pedercini Racing	Kawasaki ZX-10RR	IND	1'33.297	2.496	0.122	7	162,526	285,2
20	53 T. RABAT	ESP	Kawasaki Puccetti Racing	Kawasaki ZX-10RR	IND	1'33.440	2.639	0.143	7	162,277	290,5
21	20 R. TAMBURINI	ITA	Yamaha Motoxracing WorldSBK Team	Yamaha YZF R1	IND	1'33.575	2.774	0.135	7	162,043	290,5
22	38 H. SOOMER	EST	PETRONAS MIE Racing Honda Team	Honda CBR1000 RR-R	IND	1'33.662	2.861	0.087	7	161,893	286,7
23	52 O. KONIG	CZE	Orelac Racing MOVISIO	Kawasaki ZX-10RR	IND	1'34.939	4.138	1.277	6	159,715	286,7
Not Qualified											
NQ	5 P. OETTL	GER	Team GoEleven	Ducati Panigale V4R	IND				4		292,8

Qualifying Lap Time [105% of 1'30.801]: **1'35.342**

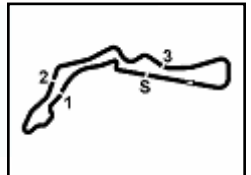
AIR	Humidity:	63%	Temp:	23°C
TRACK	Condition:	Dry	Temp:	33°C

Records	Pole	(SP)	2022 J.Rea	1'30.947	166,730	Km/h
	Race	(SPRC)	2022 T.Razgatioglu	1'31.180	166,300	Km/h
	All Times	(SP)	2022 J.Rea	1'30.947	166,730	Km/h

Start 11:10 End 11:30 The results are provisional until the end of the time limit for protests and appeals and the completion of the technical checks.

These data/results cannot be reproduced, stored and/or transmitted in whole or in part by any manner of electronic, mechanical, photocopying, recording, broadcasting or otherwise now known or herein after developed without the previous express consent by the copyright owner, except for reproduction in daily press and regular printed publications on sale to the public within 60 days of the event related to those data/results and always provided that copyright symbol appears together as follows below.

© DORNA WSBK ORGANIZATION Srl 2023



Acerbis Czech Round, 28-30 July 2023

Results Tissot Superpole

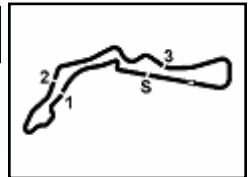
Session Highlights

Local Time	No. Rider	Description
11.10.00		Start
11.11.56	38 H. SOOMER	Current Lap Cancelled - Exceeded Track Limits - Turn 1
11.13.35	5 P. OETTL	Crashed - Turn 20
11.13.38	22 A. LOWES	Current Lap Cancelled - Exceeded Track Limits - Turn 1
11.13.49	52 O. KONIG	Lap Cancelled [1'38.071] - Exceeded Track Limits - Turn 13
11.13.49	38 H. SOOMER	Current Lap Cancelled - Exceeded Track Limits - Turn 1
11.14.02	5 P. OETTL	Re-joined
11.14.53	31 G. GERLOFF	Current Lap Cancelled - Exceeded Track Limits - Turn 1
11.14.55	76 L. BAZ	Current Lap Cancelled - Exceeded Track Limits - Turn 1
11.15.03	55 A. LOCATELLI	Current Lap Cancelled - Exceeded Track Limits - Turn 1
11.15.06	45 S. REDDING	Current Lap Cancelled - Exceeded Track Limits - Turn 1
11.15.06	7 I. LECUONA	Current Lap Cancelled - Exceeded Track Limits - Turn 1
11.15.09	60 M. VAN DER MARK	Current Lap Cancelled - Exceeded Track Limits - Turn 1
11.15.11	51 E. GRANADO	Current Lap Cancelled - Exceeded Track Limits - Turn 1
11.16.25	21 M. RINALDI	Lap Cancelled [1'32.109] - Yellow Flag - Turn 20-21
11.16.30	20 R. TAMBURINI	Lap Cancelled [1'34.135] - Yellow Flag - Turn 20-21
11.19.33	22 A. LOWES	Current Lap Cancelled - Exceeded Track Limits - Turn 1
11.21.22	97 X. VIERGE	Current Lap Cancelled - Exceeded Track Limits - Turn 1
11.22.17	65 J. REA	Crashed - Turn 2
11.22.53	60 M. VAN DER MARK	Current Lap Cancelled - Exceeded Track Limits - Turn 1
11.23.14	65 J. REA	Re-joined
11.24.05	5 P. OETTL	Crashed - Turn 15
11.24.18	5 P. OETTL	Re-joined
11.24.52	65 J. REA	BLACK FLAG - Didn't enter the pitlane after crash (art. 1.21.5)
11.25.17	77 D. AEGERTER	Crashed - Turn 21
11.26.00	31 G. GERLOFF	Lap Cancelled [1'37.450] - Yellow Flag - Turn 3
11.26.05	77 D. AEGERTER	Lap Cancelled [1'37.481] - Yellow Flag - Turn 3
11.26.10	21 M. RINALDI	Lap Cancelled [1'35.715] - Yellow Flag - Turn 3
11.26.15	1 A. BAUTISTA	Lap Cancelled [1'32.142] - Yellow Flag - Turn 3
11.26.20		Results review in progress following yellow flags
11.26.20	38 H. SOOMER	Lap Cancelled [1'36.930] - Yellow Flag - Turn 3
11.26.25	52 O. KONIG	Lap Cancelled [1'37.018] - Yellow Flag - Turn 3
11.26.30	87 R. GARDNER	Lap Cancelled [1'40.699] - Yellow Flag - Turn 3
11.26.35	53 T. RABAT	Lap Cancelled [1'39.371] - Yellow Flag - Turn 3
11.26.40	54 T. RAZGATLIOGLU	Lap Cancelled [1'36.296] - Yellow Flag - Turn 3
11.26.45	22 A. LOWES	Lap Cancelled [1'40.224] - Yellow Flag - Turn 3
11.26.50	55 A. LOCATELLI	Lap Cancelled [1'32.768] - Yellow Flag - Turn 3
11.26.55	32 I. VINALES	Lap Cancelled [1'40.645] - Yellow Flag - Turn 3
11.27.00	51 E. GRANADO	Lap Cancelled [1'46.905] - Yellow Flag - Turn 3
11.27.05	60 M. VAN DER MARK	Lap Cancelled [1'37.632] - Yellow Flag - Turn 3
11.27.10	5 P. OETTL	Lap Cancelled [2'03.264] - Yellow Flag - Turn 3
11.27.15	76 L. BAZ	Lap Cancelled [1'47.412] - Yellow Flag - Turn 3
11.27.25	65 J. REA	Last Lap Cancelled - Ignoring Black Flag
11.27.48	32 I. VINALES	Lap Cancelled [1'40.645] - Yellow Flag - Turn 15-16
11.27.53	34 L. BALDASSARRI	Lap Cancelled [1'34.614] - Yellow Flag - Turn 15-16
11.27.58	20 R. TAMBURINI	Lap Cancelled [1'34.290] - Yellow Flag - Turn 15-16
11.28.03	76 L. BAZ	Lap Cancelled [1'47.412] - Yellow Flag - Turn 15-16
11.28.08	5 P. OETTL	Lap Cancelled [2'03.264] - Yellow Flag - Turn 15-16
11.28.48	5 P. OETTL	Last Lap Cancelled - Not entering pit lane after crash
11.28.49	38 H. SOOMER	Lap Cancelled [1'33.313] - Yellow Flag - Turn 20-21
11.28.54	52 O. KONIG	Lap Cancelled [1'34.101] - Yellow Flag - Turn 20-21
11.28.59	55 A. LOCATELLI	Lap Cancelled [1'31.485] - Yellow Flag - Turn 20-21
11.29.04	87 R. GARDNER	Lap Cancelled [1'31.709] - Yellow Flag - Turn 20-21
11.29.09	54 T. RAZGATLIOGLU	Lap Cancelled [1'31.146] - Yellow Flag - Turn 20-21
11.29.14	53 T. RABAT	Lap Cancelled [1'33.356] - Yellow Flag - Turn 20-21
11.29.19	22 A. LOWES	Lap Cancelled [1'32.124] - Yellow Flag - Turn 20-21

Start 11:10 End 11:30 The results are provisional until the end of the time limit for protests and appeals and the completion of the technical checks.

These data/results cannot be reproduced, stored and/or transmitted in whole or in part by any manner of electronic, mechanical, photocopying, recording, broadcasting or otherwise now known or herein after developed without the previous express consent by the copyright owner, except for reproduction in daily press and regular printed publications on sale to the public within 60 days of the event related to those data/results and always provided that copyright symbol appears together as follows below.

© DORNA WSBK ORGANIZATION Srl 2023



Acerbis Czech Round, 28-30 July 2023

Results Tissot Superpole

11.29.24	60	M. VAN DER MARK	Lap Cancelled [1'33.059] - Yellow Flag - Turn 20-21
11.29.29	47	A. BASSANI	Lap Cancelled [1'31.232] - Yellow Flag - Turn 20-21
11.29.34	32	I. VINALES	Lap Cancelled [1'33.915] - Yellow Flag - Turn 20-21
11.29.39	7	I. LECUONA	Lap Cancelled [1'32.106] - Yellow Flag - Turn 20-21
11.29.44	97	X. VIERGE	Lap Cancelled [1'31.824] - Yellow Flag - Turn 20-21
11.29.49	9	D. PETRUCCI	Lap Cancelled [1'31.420] - Yellow Flag - Turn 20-21
11.29.54	65	J. REA	Lap Cancelled [1'33.271] - Yellow Flag - Turn 20-21
11.29.59	51	E. GRANADO	Lap Cancelled [1'33.815] - Yellow Flag - Turn 20-21
11.30.04	45	S. REDDING	Lap Cancelled [1'31.709] - Yellow Flag - Turn 20-21
11.30.09	34	L. BALDASSARRI	Lap Cancelled [1'32.453] - Yellow Flag - Turn 20-21
11.30.14	20	R. TAMBURINI	Lap Cancelled [1'32.932] - Yellow Flag - Turn 20-21
11.30.19	76	L. BAZ	Lap Cancelled [1'31.981] - Yellow Flag - Turn 20-21
11.31.03			Results confirmed following yellow flags procedure
11.32.11			End Of Session
13.26.40	1	A. BAUTISTA	Lap Cancelled [1'31.613] - Yellow Flag - Turn 20-21
13.27.29	21	M. RINALDI	Lap Cancelled [1'31.307] - Yellow Flag - Turn 20-21

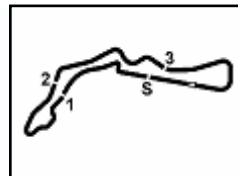
Fastest Laps Sequence

No.	Rider	Nat	Team	Bike	Local Time	Time	Gap	Avg
65	J. REA	GBR	Kawasaki Racing Team WorldSBK	Kawasaki ZX-10RR	11:13'10.284	1'32.013		164,794
31	G. GERLOFF	USA	Bonovo Action BMW	BMW M1000 RR	11:13'11.249	1'31.659	-0.354	165,431
54	T. RAZGATLIOGLU	TUR	Pata Yamaha Prometeon WorldSBK	Yamaha YZF R1	11:13'22.126	1'31.097	-0.562	166,451
54	T. RAZGATLIOGLU	TUR	Pata Yamaha Prometeon WorldSBK	Yamaha YZF R1	11:22'41.170	1'30.801	-0.296	166,994

Start 11:10 End 11:30 The results are provisional until the end of the time limit for protests and appeals and the completion of the technical checks.

These data/results cannot be reproduced, stored and/or transmitted in whole or in part by any manner of electronic, mechanical, photocopying, recording, broadcasting or otherwise now known or herein after developed without the previous express consent by the copyright owner, except for reproduction in daily press and regular printed publications on sale to the public within 60 days of the event related to those data/results and always provided that copyright symbol appears together as follows below.

© DORNA WSBK ORGANIZATION Srl 2023



Autodrom Most 4.212 m

Acerbis Czech Round, 28-30 July 2023

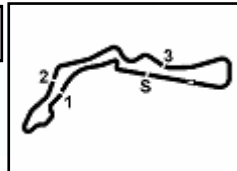
Starting Grid - Race 1 [22 Laps x 4,212 km = 92,664 km]

1	1	54 RAZGATLIOGLU T. Yamaha 1'30.801	2	9 PETRUCCI D. Ducati 1'31.261	3	87 GARDNER R. Yamaha 1'31.419
2	4	47 BASSANI A. Ducati 1'31.430	5	65 REA J. Kawasaki 1'31.458	6	31 GERLOFF G. BMW 1'31.659
3	7	55 LOCATELLI A. Yamaha 1'31.680	8	21 RINALDI M. Ducati 1'31.715	9	97 VIERGE X. Honda 1'31.813
4	10	77 AEGERTER D. Yamaha 1'31.822	11	7 LECUONA I. Honda 1'31.931	12	22 LOWES A. Kawasaki 1'31.951
5	13	76 BAZ L. BMW 1'32.037	14	1 BAUTISTA A. Ducati 1'32.177	15	45 REDDING S. BMW 1'32.253
6	16	34 BALDASSARRI L. Yamaha 1'32.713	17	51 GRANADO E. Honda 1'32.953	18	60 VAN DER MARK M. BMW 1'33.175
7	19	32 VINALES I. Kawasaki 1'33.297	20	53 RABAT T. Kawasaki 1'33.440	21	20 TAMBURINI R. Yamaha 1'33.575
8	22	38 SOOMER H. Honda 1'33.662	23	52 KONIG O. Kawasaki 1'34.939	24	5 OETTL P. Ducati

N.5 [Oettl P.] is allowed to start the race according to Art. 115.6 (FPs)

29/07/2023 The Race Director

These data/results cannot be reproduced, stored and/or transmitted in whole or in part by any manner of electronic, mechanical, photocopying, recording, broadcasting or otherwise now known or herein after developed without the previous express consent by the copyright owner, except for reproduction in daily press and regular printed publications on sale to the public within 60 days of the event related to those data/results and always provided that copyright symbol appears together as follows below. © DORNA WSBK ORGANIZATION Srl 2023



Acerbis Czech Round, 28-30 July 2023

Best Sectors & Speed Tissot Superpole

Autodrom Most 4.212 m

BEST LAP

1	54	T. RAZGATLIOGLU	Yamaha YZF R1	1'30.801
2	9	D. PETRUCCI	Ducati Panigale V4R	1'31.261
3	87	R. GARDNER	Yamaha YZF R1	1'31.419
4	47	A. BASSANI	Ducati Panigale V4R	1'31.430
5	65	J. REA	Kawasaki ZX-10RR	1'31.458
6	31	G. GERLOFF	BMW M1000 RR	1'31.659
7	55	A. LOCATELLI	Yamaha YZF R1	1'31.680
8	21	M. RINALDI	Ducati Panigale V4R	1'31.715
9	97	X. VIERGE	Honda CBR1000 RR-R	1'31.813
10	77	D. AEGERTER	Yamaha YZF R1	1'31.822
11	7	I. LECUONA	Honda CBR1000 RR-R	1'31.931
12	22	A. LOWES	Kawasaki ZX-10RR	1'31.951
13	76	L. BAZ	BMW M1000 RR	1'32.037
14	1	A. BAUTISTA	Ducati Panigale V4R	1'32.177
15	45	S. REDDING	BMW M1000 RR	1'32.253
16	34	L. BALDASSARRI	Yamaha YZF R1	1'32.713
17	51	E. GRANADO	Honda CBR1000 RR-R	1'32.953
18	60	M. VAN DER MARK	BMW M1000 RR	1'33.175
19	32	I. VINALES	Kawasaki ZX-10RR	1'33.297
20	53	T. RABAT	Kawasaki ZX-10RR	1'33.440
21	20	R. TAMBURINI	Yamaha YZF R1	1'33.575
22	38	H. SOOMER	Honda CBR1000 RR-R	1'33.662
23	52	D. KONIG	Kawasaki ZX-10RR	1'34.939
24	5	P. OETTL	Ducati Panigale V4R	

SPEED

1	7	I. LECUONA	Honda CBR1000 RR-R	300,8
2	76	L. BAZ	BMW M1000 RR	298,4
3	97	X. VIERGE	Honda CBR1000 RR-R	298,4
4	1	A. BAUTISTA	Ducati Panigale V4R	297,6
5	31	G. GERLOFF	BMW M1000 RR	296,8
6	45	S. REDDING	BMW M1000 RR	295,2
7	51	E. GRANADO	Honda CBR1000 RR-R	295,2
8	22	A. LOWES	Kawasaki ZX-10RR	294,4
9	60	M. VAN DER MARK	BMW M1000 RR	294,4
10	55	A. LOCATELLI	Yamaha YZF R1	293,6
11	9	D. PETRUCCI	Ducati Panigale V4R	293,6
12	47	A. BASSANI	Ducati Panigale V4R	293,6
13	65	J. REA	Kawasaki ZX-10RR	293,6
14	21	M. RINALDI	Ducati Panigale V4R	293,6
15	5	P. OETTL	Ducati Panigale V4R	292,8
16	54	T. RAZGATLIOGLU	Yamaha YZF R1	292,8
17	77	D. AEGERTER	Yamaha YZF R1	292,8
18	87	R. GARDNER	Yamaha YZF R1	291,2
19	20	R. TAMBURINI	Yamaha YZF R1	290,5
20	34	L. BALDASSARRI	Yamaha YZF R1	290,5
21	53	T. RABAT	Kawasaki ZX-10RR	290,5
22	38	H. SOOMER	Honda CBR1000 RR-R	286,7
23	52	D. KONIG	Kawasaki ZX-10RR	286,7
24	32	I. VINALES	Kawasaki ZX-10RR	285,2

SEG. 1

1	54	T. RAZGATLIOGLU	21.780
2	47	A. BASSANI	21.846
3	9	D. PETRUCCI	21.898
4	65	J. REA	21.926
5	97	X. VIERGE	21.964
6	21	M. RINALDI	21.991
7	7	I. LECUONA	22.042
8	31	G. GERLOFF	22.043
9	55	A. LOCATELLI	22.053
10	76	L. BAZ	22.062
11	45	S. REDDING	22.079
12	1	A. BAUTISTA	22.085
13	34	L. BALDASSARRI	22.132
14	87	R. GARDNER	22.190
15	22	A. LOWES	22.204
16	5	P. OETTL	22.220
17	77	D. AEGERTER	22.242
18	20	R. TAMBURINI	22.408
19	53	T. RABAT	22.459
20	32	I. VINALES	22.526
21	51	E. GRANADO	22.537
22	60	M. VAN DER MARK	22.564
23	38	H. SOOMER	22.637
24	52	D. KONIG	22.754

SEG. 2

1	54	T. RAZGATLIOGLU	22.524
2	87	R. GARDNER	22.602
3	77	D. AEGERTER	22.610
4	55	A. LOCATELLI	22.622
5	9	D. PETRUCCI	22.632
6	21	M. RINALDI	22.641
7	65	J. REA	22.682
8	22	A. LOWES	22.711
9	45	S. REDDING	22.723
10	47	A. BASSANI	22.741
11	31	G. GERLOFF	22.747
12	34	L. BALDASSARRI	22.754
13	76	L. BAZ	22.810
14	7	I. LECUONA	22.856
15	97	X. VIERGE	22.857
16	1	A. BAUTISTA	22.879
17	5	P. OETTL	22.890
18	20	R. TAMBURINI	23.118
19	53	T. RABAT	23.176
20	60	M. VAN DER MARK	23.185
21	38	H. SOOMER	23.227
22	51	E. GRANADO	23.257
23	32	I. VINALES	23.318
24	52	D. KONIG	23.446

SEG. 3

1	54	T. RAZGATLIOGLU	23.213
2	47	A. BASSANI	23.343
3	21	M. RINALDI	23.364
4	9	D. PETRUCCI	23.409
5	22	A. LOWES	23.444
6	1	A. BAUTISTA	23.460
7	87	R. GARDNER	23.463
8	77	D. AEGERTER	23.474
9	45	S. REDDING	23.501
10	65	J. REA	23.542
11	55	A. LOCATELLI	23.546
12	97	X. VIERGE	23.584
13	31	G. GERLOFF	23.597
14	7	I. LECUONA	23.612
15	34	L. BALDASSARRI	23.665
16	76	L. BAZ	23.676
17	60	M. VAN DER MARK	23.701
18	51	E. GRANADO	23.751
19	32	I. VINALES	23.791
20	20	R. TAMBURINI	23.810
21	5	P. OETTL	23.916
22	53	T. RABAT	23.928
23	38	H. SOOMER	23.955
24	52	D. KONIG	24.039

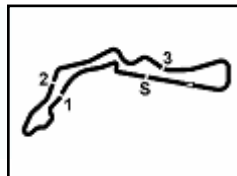
SEG. 4

1	77	D. AEGERTER	23.052
2	31	G. GERLOFF	23.056
3	9	D. PETRUCCI	23.102
4	1	A. BAUTISTA	23.116
5	65	J. REA	23.116
6	54	T. RAZGATLIOGLU	23.154
7	87	R. GARDNER	23.164
8	55	A. LOCATELLI	23.187
9	47	A. BASSANI	23.215
10	97	X. VIERGE	23.229
11	22	A. LOWES	23.232
12	7	L. BAZ	23.261
13	7	I. LECUONA	23.269
14	45	S. REDDING	23.273
15	5	P. OETTL	23.360
16	51	E. GRANADO	23.408
17	34	L. BALDASSARRI	23.431
18	21	M. RINALDI	23.432
19	60	M. VAN DER MARK	23.494
20	32	I. VINALES	23.572
21	53	T. RABAT	23.608
22	38	H. SOOMER	23.610
23	20	R. TAMBURINI	23.738
24	52	D. KONIG	23.979

29/07/2023

These data/results cannot be reproduced, stored and/or transmitted in whole or in part by any manner of electronic, mechanical, photocopying, recording, broadcasting or otherwise now known or herein after developed without the previous express consent by the copyright owner, except for reproduction in daily press and regular printed publications on sale to the public within 60 days of the event related to those data/results and always provided that copyright symbol appears together as follows below.

© DORNA WSBK ORGANIZATION Srl 2023



Autodrom Most 4.212 m

Acerbis Czech Round, 28-30 July 2023

Ideal Times Tissot Superpole

No. Rider	Nat	Bike	Seg. 1 Diff. 1	Seg. 2 Diff. 2	Seg. 3 Diff. 3	Seg. 4 Diff. 4	Ideal Time Best Lap	Pos.	Diff.
1 54 T. RAZGATLIOGLU	TUR	Yamaha YZF R1	21.780 +0.079	22.524	23.213	23.154 +0.051	1'30.671 1'30.801	1	0.130
2 9 D. PETRUCCI	ITA	Ducati Panigale V4R	21.898	22.632 +0.009	23.409	23.102 +0.211	1'31.041 1'31.261	2	0.220
3 47 A. BASSANI	ITA	Ducati Panigale V4R	21.846 +0.057	22.741 +0.042	23.343 +0.186	23.215	1'31.145 1'31.430	4	0.285
4 65 J. REA	GBR	Kawasaki ZX-10RR	21.926 +0.087	22.682 +0.046	23.542 +0.010	23.116 +0.049	1'31.266 1'31.458	5	0.192
5 77 D. AEGERTER	SUI	Yamaha YZF R1	22.242 +0.143	22.610 +0.233	23.474	23.052 +0.068	1'31.378 1'31.822	10	0.444
6 55 A. LOCATELLI	ITA	Yamaha YZF R1	22.053 +0.091	22.622 +0.153	23.546 +0.001	23.187 +0.027	1'31.408 1'31.680	7	0.272
7 87 R. GARDNER	AUS	Yamaha YZF R1	22.190	22.602	23.463	23.164	1'31.419 1'31.419	3	
8 21 M. RINALDI	ITA	Ducati Panigale V4R	21.991 +0.012	22.641 +0.186	23.364	23.432 +0.089	1'31.428 1'31.715	8	0.287
9 31 G. GERLOFF	USA	BMW M1000 RR	22.043 +0.076	22.747 +0.128	23.597 +0.012	23.056	1'31.443 1'31.659	6	0.216
10 1 A. BAUTISTA	ESP	Ducati Panigale V4R	22.085 +0.155	22.879 +0.161	23.460 +0.124	23.116 +0.197	1'31.540 1'32.177	14	0.637
11 45 S. REDDING	GBR	BMW M1000 RR	22.079 +0.175	22.723 +0.198	23.501 +0.077	23.273 +0.227	1'31.576 1'32.253	15	0.677
12 22 A. LOWES	GBR	Kawasaki ZX-10RR	22.204	22.711 +0.126	23.444 +0.067	23.232 +0.167	1'31.591 1'31.951	12	0.360
13 97 X. VIERGE	ESP	Honda CBR1000 RR-R	21.964 +0.089	22.857 +0.090	23.584	23.229	1'31.634 1'31.813	9	0.179
14 7 I. LECUONA	ESP	Honda CBR1000 RR-R	22.042 +0.066	22.856	23.612 +0.086	23.269	1'31.779 1'31.931	11	0.152
15 76 L. BAZ	FRA	BMW M1000 RR	22.062 +0.108	22.810 +0.048	23.676 +0.072	23.261	1'31.809 1'32.037	13	0.228
16 34 L. BALDASSARRI	ITA	Yamaha YZF R1	22.132 +0.494	22.754 +0.237	23.665	23.431	1'31.982 1'32.713	16	0.731
17 60 M. VAN DER MARK	NED	BMW M1000 RR	22.564 +0.041	23.185 +0.076	23.701 +0.078	23.494 +0.036	1'32.944 1'33.175	18	0.231
18 51 E. GRANADO	BRA	Honda CBR1000 RR-R	22.537	23.257	23.751	23.408	1'32.953 1'32.953	17	
19 20 R. TAMBURINI	ITA	Yamaha YZF R1	22.408 +0.253	23.118 +0.248	23.810	23.738	1'33.074 1'33.575	21	0.501
20 53 T. RABAT	ESP	Kawasaki ZX-10RR	22.459 +0.199	23.176 +0.066	23.928 +0.004	23.608	1'33.171 1'33.440	20	0.269
21 32 I. VINALES	ESP	Kawasaki ZX-10RR	22.526	23.318	23.791 +0.090	23.572	1'33.207 1'33.297	19	0.090
22 38 H. SOOMER	EST	Honda CBR1000 RR-R	22.637 +0.053	23.227 +0.049	23.955 +0.131	23.610	1'33.429 1'33.662	22	0.233
23 52 O. KONIG	CZE	Kawasaki ZX-10RR	22.754 +0.054	23.446 +0.402	24.039 +0.265	23.979	1'34.218 1'34.939	23	0.721
5 P. OETTL	GER	Ducati Panigale V4R							
Overall Ideal Time			21.780	22.524	23.213	23.052	1'30.569		

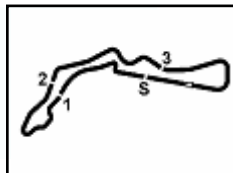
29/07/2023

These data/results cannot be reproduced, stored and/or transmitted in whole or in part by any manner of electronic, mechanical, photocopying, recording, broadcasting or otherwise now known or herein after developed without the previous express consent by the copyright owner, except for reproduction in daily press and regular printed publications on sale to the public within 60 days of the event related to those data/results and always provided that copyright symbol appears together as follows below.

© DORNA WSBK ORGANIZATION Srl 2023

FIGR PERUGIA TIMING





Acerbis Czech Round, 28-30 July 2023

Chronological Analysis Tissot Superpole

1° 54 T. RAZGATLIOGLU [1'30.801]							
Lap	Seg1	Seg2	Seg3	Seg4	Lap Time	km/h	Local Time
1		28.044	29.692	24.325			11:11'51.029
2	21.950	22.610	23.329	23.208	1'31.097	287,4	11:13'22.126
3	21.954	22.587	23.518	23.154	1'31.213	291,2	11:14'53.339
4	21.991	22.866	23.932	36.250	1'45.039P	291,2	11:16'38.378
5	3'12.992	24.897	30.195	23.907	4'31.991P		11:21'10.369
6	21.859	22.524	23.213	23.205	1'30.801	287,4	11:22'41.170
7	21.780	22.540	26.509	25.467	1'36.296C	292,8	11:24'17.466
8	21.872	22.599	23.435	23.240	1'31.146C	288,9	11:25'48.612

2° 9 D. PETRUCCI [1'31.261]							
Lap	Seg1	Seg2	Seg3	Seg4	Lap Time	km/h	Local Time
1		24.249	29.888	25.669			11:11'56.192
2	22.073	22.919	23.554	23.238	1'31.784	292,8	11:13'27.976
3	25.634	28.009	23.730	23.303	1'40.676	292,8	11:15'08.652
4	22.058	22.821	23.727	23.237	1'31.843	292,0	11:16'40.495
5	22.631	23.475	24.058	35.923	1'46.087P	288,9	11:18'26.582
6	1'41.159	28.224	28.151	23.358	3'00.892P		11:21'27.474
7	21.993	22.632	23.539	23.102	1'31.266	290,5	11:22'58.740
8	21.898	22.641	23.409	23.313	1'31.261	293,6	11:24'30.001
9	21.933	22.696	23.567	23.224	1'31.420C	293,6	11:26'01.421

3° 87 R. GARDNER [1'31.419]							
Lap	Seg1	Seg2	Seg3	Seg4	Lap Time	km/h	Local Time
1		29.726	25.406	24.206			11:12'02.639
2	22.356	22.830	23.651	23.288	1'32.125	288,9	11:13'34.764
3	22.272	22.836	23.706	23.192	1'32.006	290,5	11:15'06.770
4	25.608	26.601	24.923	37.015	1'54.147P	291,2	11:17'00.917
5	2'49.577	24.600	24.531	24.404	4'03.112P		11:21'04.029
6	22.190	22.602	23.463	23.164	1'31.419	287,4	11:22'35.448
7	25.066	24.461	26.332	24.840	1'40.699C	288,9	11:24'16.147
8	22.303	22.640	23.517	23.249	1'31.709C	291,2	11:25'47.856

4° 47 A. BASSANI [1'31.430]							
Lap	Seg1	Seg2	Seg3	Seg4	Lap Time	km/h	Local Time
1		24.406	24.178	23.753			11:12'44.361
2	21.996	22.741	23.343	23.393	1'31.473	289,7	11:14'15.834
3	22.010	23.348	25.424	36.956	1'47.738P	287,4	11:16'03.572
4	3'57.978	24.343	25.034	24.336	5'11.691P		11:21'15.263
5	28.409	24.825	24.672	23.340	1'41.246	293,6	11:22'56.509
6	21.903	22.783	23.529	23.215	1'31.430	291,2	11:24'27.939
7	21.846	22.801	23.412	23.173	1'31.232C	291,2	11:25'59.171

5° 65 J. REA [1'31.458]							
Lap	Seg1	Seg2	Seg3	Seg4	Lap Time	km/h	Local Time
1		24.415	24.043	23.369			11:11'38.271
2	22.163	22.967	23.542	23.341	1'32.013	290,5	11:13'10.284
3	22.058	22.805	23.714	23.314	1'31.891	290,5	11:14'42.175
4	24.918	23.701	25.485	35.793	1'49.897P	290,5	11:16'32.072
5	1'04.033	24.630	24.827	23.792	2'17.282P		11:18'49.354
6	22.013	22.728	23.552	23.165	1'31.458	290,5	11:20'20.812
7	21.926	22.682	23.743	23.116	1'31.467	289,7	11:21'52.279
8	1'22.622	24.974	24.720	26.868	2'39.184	291,2	11:24'31.463
9	22.251	23.276	23.936	23.808	1'33.271C	293,6	11:26'04.734

6° 31 G. GERLOFF [1'31.659]							
Lap	Seg1	Seg2	Seg3	Seg4	Lap Time	km/h	Local Time
1		24.424	24.450	23.353			11:11'39.590
2	22.119	22.875	23.609	23.056	1'31.659	296,0	11:13'11.249
3	22.051	22.822	23.724	23.271	1'31.868	296,8	11:14'43.117
4	24.777	23.724	24.344	36.320	1'49.165CP	296,8	11:16'32.282

5	1'13.014	23.861	24.586	23.655	2'25.116P		11:18'57.398
6	22.045	22.758	23.812	23.252	1'31.867	292,8	11:20'29.265
7	22.043	22.747	23.597	23.273	1'31.660	293,6	11:22'00.925
8	23.529	24.743	24.970	24.208	1'37.450C	293,6	11:23'38.375
9	22.075	22.915	23.773	23.228	1'31.991	292,0	11:25'10.366

7° 55 A. LOCATELLI [1'31.680]							
Lap	Seg1	Seg2	Seg3	Seg4	Lap Time	km/h	Local Time
1		30.383	27.407	23.921			11:11'49.779
2	22.144	22.775	23.547	23.214	1'31.680	288,2	11:13'21.459
3	22.230	22.785	23.546	23.288	1'31.849	288,2	11:14'53.308
4	24.320	23.896	24.140	36.265	1'48.621CP	288,2	11:16'41.929
5	3'10.906	26.165	27.554	24.035	4'28.660P		11:21'10.589
6	22.209	22.622	23.814	23.187	1'31.832	293,6	11:22'42.421
7	22.053	22.706	24.016	23.993	1'32.768C	292,8	11:24'15.189
8	22.060	22.639	23.559	23.227	1'31.485C	289,7	11:25'46.674

8° 21 M. RINALDI [1'31.715]							
Lap	Seg1	Seg2	Seg3	Seg4	Lap Time	km/h	Local Time
1		24.943	24.594	24.084			11:12'25.265
2	22.210	23.021	23.566	23.312	1'32.109C	292,0	11:13'57.374
3	21.991	22.889	23.444	23.432	1'31.756	292,8	11:15'29.130
4	22.003	22.827	23.364	23.521	1'31.715	292,0	11:17'00.845
5	24.067	25.129	25.409	37.735	1'52.340P	285,9	11:18'53.185
6	2'05.876	24.032	24.315	23.827	3'18.050P		11:22'11.235
7	24.807	23.787	23.717	23.404	1'35.715C	293,6	11:23'46.950
8	22.020	22.641	23.528	23.118	1'31.307C	293,6	11:25'18.257

9° 97 X. VIERGE [1'31.813]							
Lap	Seg1	Seg2	Seg3	Seg4	Lap Time	km/h	Local Time
1		24.503	24.173	23.343			11:11'38.705
2	22.160	22.977	23.709	23.365	1'32.211	296,8	11:13'10.916
3	22.118	22.960	23.683	23.260	1'32.021	291,2	11:14'42.937
4	24.723	23.665	24.392	37.246	1'50.026P	295,2	11:16'32.963
5	3'17.100	25.432	24.734	32.842	4'40.108P		11:21'13.071
6	27.573	28.032	25.107	23.439	1'44.151C	290,5	11:22'57.222
7	22.053	22.947	23.584	23.229	1'31.813	297,6	11:24'29.035
8	21.964	22.857	23.626	23.377	1'31.824C	298,4	11:26'00.859

10° 77 D. AEGERTER [1'31.822]							
Lap	Seg1	Seg2	Seg3	Seg4	Lap Time	km/h	Local Time
1		25.435	25.883	25.631			11:12'03.335
2	22.385	22.843	23.474	23.120	1'31.822	291,2	11:13'35.157
3	22.365	22.841	23.688	23.052	1'31.946	292,8	11:15'07.103
4	22.966	24.089	23.966	39.220	1'50.241P	287,4	11:16'57.344
5	3'37.569	32.267	25.783	28.392	5'04.011P		11:22'01.355
6	23.644	24.854	24.930	24.053	1'37.481C	289,7	11:23'38.836

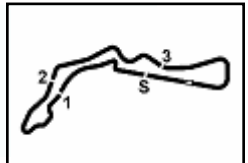
11° 7 I. LECUONA [1'31.931]							
Lap	Seg1	Seg2	Seg3	Seg4	Lap Time	km/h	Local Time
1		29.094	29.676	24.667			11:11'51.734
2	22.379	23.199	23.612	23.393	1'32.583	293,6	11:13'24.317
3	22.174	23.014	23.681	23.368	1'32.237	296,0	11:14'56.554
4	25.540	23.453	24.304	36.683	1'49.980CP	296,8	11:16'46.534
5	3'13.871	24.918	25.753	24.359	4'28.901P		11:21'15.435
6	24.693	27.800	25.484	23.298	1'41.275	300,8	11:22'56.710
7	22.108	22.856	23.698	23.269	1'31.931	297,6	11:24'28.641
8	22.042	22.886	23.723	23.455	1'32.106C	295,2	11:26'00.747

12° 22 A. LOWES [1'31.951]							
Lap	Seg1	Seg2	Seg3	Seg4	Lap Time	km/h	Local Time
1							
2							
3							
4							
5							
6							
7							
8							

29/07/2023 P = Pits In/Out - C = Lap Time Cancelled

These data/results cannot be reproduced, stored and/or transmitted in whole or in part by any manner of electronic, mechanical, photocopying, recording, broadcasting or otherwise now known or herein after developed without the previous express consent by the copyright owner, except for reproduction in daily press and regular printed publications on sale to the public within 60 days of the event related to those data/results and always provided that copyright symbol appears together as follows below.

© DORNA WSBK ORGANIZATION Srl 2023



Autodrom Most 4.212 m

2 / 3

Acerbis Czech Round, 28-30 July 2023

Chronological Analysis Tissot Superpole

1		32.388	25.590	25.336			11:11'55.363	6	22.537	23.257	23.751	23.408	1'32.953	294,4	11:22'44.069
2	22.544	23.003	23.549	23.232	1'32.328	293,6	11:13'27.691	7	28.764	23.837	23.936	30.368	1'46.905C	295,2	11:24'30.974
3	32.263	23.926	24.213	23.442	1'43.844C	294,4	11:15'11.535	8	22.755	23.448	23.851	23.761	1'33.815C	288,9	11:26'04.789
4	22.507	22.883	23.459	23.236	1'32.085	291,2	11:16'43.620								
5	22.298	22.711	23.444	38.427	1'46.880P	291,2	11:18'30.500								
6	1'26.580	24.059	24.362	23.668	2'38.669CP		11:21'09.169								
7	22.204	22.837	23.511	23.399	1'31.951	290,5	11:22'41.120								
8	29.291	23.568	23.890	23.475	1'40.224C	292,8	11:24'21.344								
9	22.305	22.899	23.560	23.360	1'32.124C	291,2	11:25'53.468								

13° 76 L. BAZ [1'32.037]							
Lap	Seg1	Seg2	Seg3	Seg4	Lap Time	km/h	Local Time
1		24.776	24.372	23.551			11:11'39.940
2	22.749	23.110	23.755	23.657	1'33.271	298,4	11:13'13.211
3	22.076	22.896	23.820	23.319	1'32.111	292,8	11:14'45.322
4	24.898	24.322	24.438	35.929	1'49.587CP	290,5	11:16'34.909
5	1'59.544	25.261	24.646	23.719	3'13.170P		11:19'48.079
6	22.170	22.858	23.748	23.261	1'32.037	287,4	11:21'20.116
7	22.151	22.902	23.676	23.322	1'32.051	291,2	11:22'52.167
8	34.781	24.032	24.904	23.695	1'47.412C	292,8	11:24'39.579
9	22.062	22.810	23.714	23.395	1'31.981C	291,2	11:26'11.560

14° 1 A. BAUTISTA [1'32.177]							
Lap	Seg1	Seg2	Seg3	Seg4	Lap Time	km/h	Local Time
1		24.698	25.009	23.749			11:12'01.845
2	22.479	23.131	23.544	23.195	1'32.349	296,0	11:13'34.194
3	22.152	23.241	23.808	23.116	1'32.317	297,6	11:15'06.511
4	22.240	23.040	23.584	23.313	1'32.177	297,6	11:16'38.688
5	23.235	25.708	24.097	36.994	1'50.034P	295,2	11:18'28.722
6	2'34.151	23.199	23.834	23.195	3'44.379P		11:22'13.101
7	22.286	23.067	23.559	23.230	1'32.142C	297,6	11:23'45.243
8	22.085	22.879	23.460	23.189	1'31.613C	294,4	11:25'16.856

15° 45 S. REDDING [1'32.253]							
Lap	Seg1	Seg2	Seg3	Seg4	Lap Time	km/h	Local Time
1		27.836	29.769	24.446			11:11'51.371
2	22.254	22.921	23.578	23.500	1'32.253	292,8	11:13'23.624
3	22.325	22.897	23.737	23.300	1'32.259	290,5	11:14'55.883
4	26.302	26.475	24.391	38.311	1'55.479CP	293,6	11:16'51.362
5	3'00.196	24.816	31.745	25.924	4'22.681P		11:21'14.043
6	29.778	26.949	25.406	23.273	1'45.406	293,6	11:22'59.449
7	22.079	22.723	26.258	23.953	1'35.013	295,2	11:24'34.462
8	22.150	22.777	23.501	23.281	1'31.709C	292,0	11:26'06.171

16° 34 L. BALDASSARRI [1'32.713]							
Lap	Seg1	Seg2	Seg3	Seg4	Lap Time	km/h	Local Time
1		24.852	24.459	23.636			11:11'39.770
2	22.626	22.991	23.665	23.431	1'32.713	288,9	11:13'12.483
3	22.347	22.983	24.052	23.547	1'32.929	283,7	11:14'45.412
4	24.621	24.827	25.163	37.061	1'51.672P	284,5	11:16'37.084
5	3'14.891	24.592	31.844	25.738	4'37.065P		11:21'14.149
6	29.926	26.998	25.532	23.456	1'45.912	290,5	11:23'00.061
7	22.132	22.754	25.884	23.844	1'34.614C	288,2	11:24'34.675
8	22.291	22.902	23.880	23.380	1'32.453C	288,2	11:26'07.128

17° 51 E. GRANADO [1'32.953]							
Lap	Seg1	Seg2	Seg3	Seg4	Lap Time	km/h	Local Time
1		26.089	27.585	27.753			11:11'52.857
2	23.026	23.423	23.882	23.662	1'33.993	288,9	11:13'26.850
3	22.882	23.306	23.798	23.560	1'33.546	284,5	11:15'00.396
4	26.270	31.561	26.868	38.819	2'03.518CP	289,7	11:17'03.914
5	2'49.087	24.430	29.623	24.062	4'07.202P		11:21'11.116

18° 60 M. VAN DER MARK [1'33.175]							
Lap	Seg1	Seg2	Seg3	Seg4	Lap Time	km/h	Local Time
1		25.837	33.392	24.699			11:11'52.480
2	22.909	23.430	23.897	23.613	1'33.849	294,4	11:13'26.329
3	22.670	23.294	23.847	23.494	1'33.305	292,8	11:14'59.634
4	24.540	23.577	23.972	23.796	1'35.885C	293,6	11:16'35.519
5	22.564	24.114	24.379	36.770	1'47.827P	287,4	11:18'23.346
6	1'28.989	24.520	29.958	23.997	2'47.464P		11:21'10.810
7	22.605	23.261	23.779	23.530	1'33.175	292,8	11:22'43.985
8	26.728	23.540	23.879	23.485	1'37.632C	293,6	11:24'21.617
9	22.596	23.185	23.701	23.577	1'33.059C	294,4	11:25'54.676

19° 32 I. VINALES [1'33.297]							
Lap	Seg1	Seg2	Seg3	Seg4	Lap Time	km/h	Local Time
1		26.799	27.919	24.955			11:11'52.231
2	22.925	23.435	23.937	23.752	1'34.049	282,3	11:13'26.280
3	23.063	23.341	23.791	23.714	1'33.909	283,7	11:15'00.189
4	22.894	23.931	24.180	36.145	1'47.150P	285,2	11:16'47.339
5	3'00.627	31.960	27.332	24.438	4'24.357P		11:21'11.696
6	22.526	23.318	23.881	23.572	1'33.297	284,5	11:22'44.993
7	22.701	29.216	24.473	24.255	1'40.645C	284,5	11:24'25.638
8	22.682	23.405	24.055	23.773	1'33.915C	280,1	11:25'59.553

20° 53 T. RABAT [1'33.440]							
Lap	Seg1	Seg2	Seg3	Seg4	Lap Time	km/h	Local Time
1		25.176	29.144	27.491			11:11'51.706
2	22.876	23.452	24.062	23.845	1'34.235	288,9	11:13'25.941
3	22.580	23.365	23.928	23.642	1'33.515	285,2	11:14'59.456
4	22.947	23.893	24.297	36.449	1'47.586P	288,2	11:16'47.042
5	3'00.488	26.342	26.614	24.426	4'17.870P		11:21'04.912
6	22.658	23.242	23.932	23.608	1'33.440	286,7	11:22'38.352
7	22.680	24.292	24.651	27.748	1'39.371C	286,7	11:24'17.723
8	22.459	23.176	23.999	23.722	1'33.356C	290,5	11:25'51.079

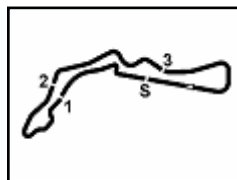
21° 20 R. TAMBURINI [1'33.575]							
Lap	Seg1	Seg2	Seg3	Seg4	Lap Time	km/h	Local Time
1		27.902	25.252	25.411			11:12'25.535
2	22.901	23.542	23.922	23.770	1'34.135C	289,7	11:13'59.670
3	22.661	23.366	23.810	23.738	1'33.575	284,5	11:15'33.245
4	22.839	24.036	26.604	39.622	1'53.101P	285,2	11:17'26.346
5	2'40.642	24.770	26.592	29.277	4'01.281P		11:21'27.627
6	22.501	23.399	24.130	23.765	1'33.795	286,7	11:23'01.422
7	22.638	23.143	24.626	23.883	1'34.290C	289,7	11:24'35.712
8	22.408	23.118	23.843	23.563	1'32.932C	290,5	11:26'08.644

22° 38 H. SOOMER [1'33.662]							
Lap	Seg1	Seg2	Seg3	Seg4	Lap Time	km/h	Local Time
1		27.023	25.827	24.143			11:11'47.346
2	38.611	25.224	24.458	23.694	1'51.987C	285,9	11:13'39.333
3	27.220	25.105	25.475	40.345	1'58.145CP	286,7	11:15'37.478
4	2'26.428	25.201	24.556	23.810	3'39.995P		11:19'17.473
5	22.816	23.306	23.955	23.615	1'33.692	283,7	11:20'51.165
6	22.690	23.276	24.086	23.610	1'33.662	285,2	11:22'24.827
7	23.533	25.071	24.651	23.675	1'36.930C	284,5	11:24'01.757
8	22.637	23.227	24.054	23.395	1'33.313C	283,0	11:25'35.070

29/07/2023 P = Pits In/Out - C = Lap Time Cancelled

These data/results cannot be reproduced, stored and/or transmitted in whole or in part by any manner of electronic, mechanical, photocopying, recording, broadcasting or otherwise now known or herein after developed without the previous express consent by the copyright owner, except for reproduction in daily press and regular printed publications on sale to the public within 60 days of the event related to those data/results and always provided that copyright symbol appears together as follows below.

© DORNA WSBK ORGANIZATION Srl 2023



Acerbis Czech Round, 28-30 July 2023

Chronological Analysis Tissot Superpole

23° 52 D. KONIG [1'34.939]

Lap	Seg.1	Seg.2	Seg.3	Seg.4	Lap Time	km/h	Local Time
1		25.719	33.648	25.121			11:11'53.477
2	23.072	23.849	26.912	24.238	1'38.071C	286,7	11:13'31.548
3	22.808	23.848	24.304	23.979	1'34.939	282,3	11:15'06.487
4	23.114	23.829	24.409	37.775	1'49.127P	282,3	11:16'55.614
5	4'13.742	26.064	26.484	24.066	5'30.356P		11:22'25.970
6	22.936	25.342	24.768	23.972	1'37.018C	281,5	11:24'02.988
7	22.754	23.446	24.039	23.862	1'34.101C	283,0	11:25'37.089

24° 5 P. OETTL

Lap	Seg.1	Seg.2	Seg.3	Seg.4	Lap Time	km/h	Local Time
1		23.836	29.420	25.834			11:11'57.742
2	22.220	22.948	23.983	1'19.316	2'28.467P	291,2	11:14'26.209
3	7'12.225	23.314	24.707	23.360	8'23.606P		11:22'49.815
4	22.924	23.260	52.793	24.287	2'03.264C	289,7	11:24'53.079
5	22.236	22.890	23.916	23.232	1'32.274C	292,8	11:26'25.353

29/07/2023

P = Pits In/Out - C = Lap Time Cancelled

These data/results cannot be reproduced, stored and/or transmitted in whole or in part by any manner of electronic, mechanical, photocopying, recording, broadcasting or otherwise now known or herein after developed without the previous express consent by the copyright owner, except for reproduction in daily press and regular printed publications on sale to the public within 60 days of the event related to those data/results and always provided that copyright symbol appears together as follows below.

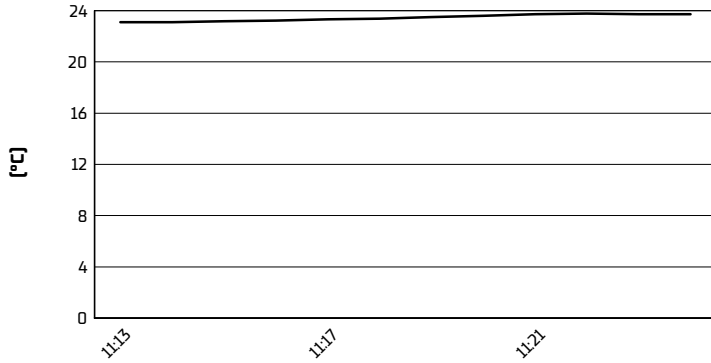
© DORNA WSBK ORGANIZATION Srl 2023

Acerbis Czech Round, 28-30 July 2023

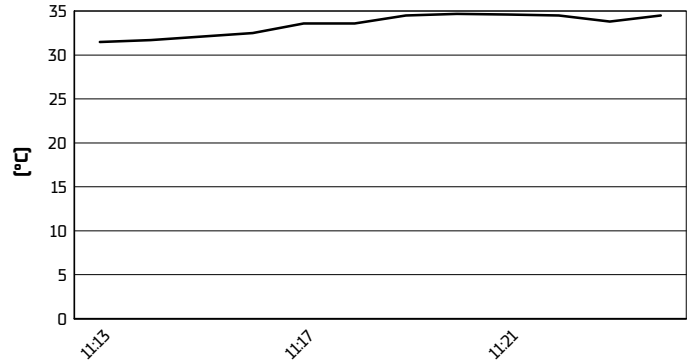
Weather Report Tissot Superpole

Session started 11:10 - Session ended 11:30


Air Temperature



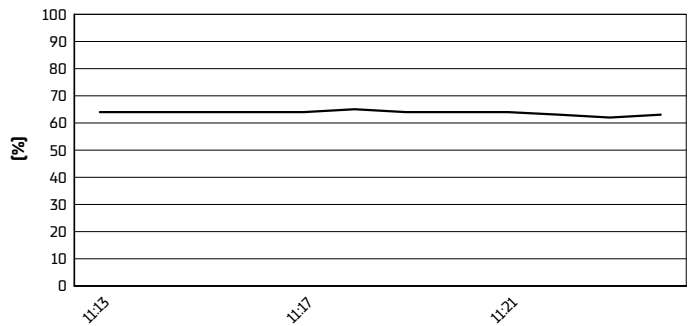
Track Temperature



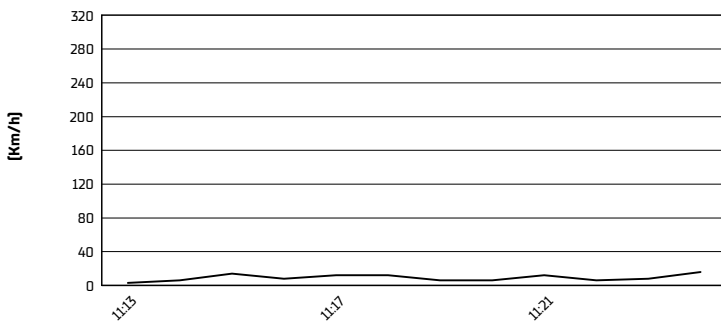
Air Pressure



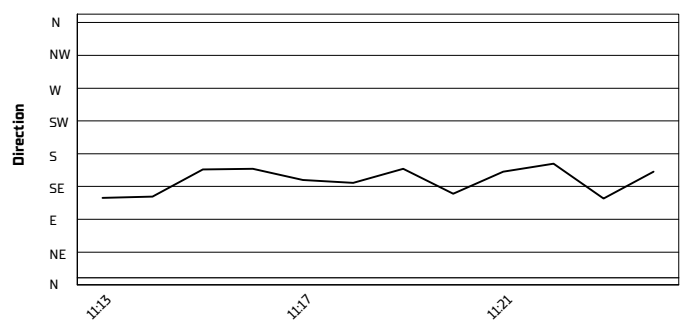
Humidity



Wind Speed



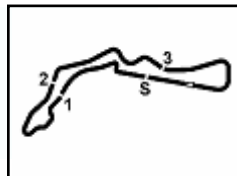
Wind Direction



29/07/2023

These data/results cannot be reproduced, stored and/or transmitted in whole or in part by any manner of electronic, mechanical, photocopying, recording, broadcasting or otherwise now known or herein after developed without the previous express consent by the copyright owner, except for reproduction in daily press and regular printed publications on sale to the public within 60 days of the event related to those data/results and always provided that copyright symbol appears together as follows below.

© DORNA WSBK ORGANIZATION Srl 2023



Acerbis Czech Round, 28-30 July 2023

Tissot Superpole Ranking

Autodrom Most 4.212 m

	2020	2021	2022	2023
01 Philip Island	Sykes (Gbr) Bmw 1'29.230 (179,3 Km/h)		Bautista (Esp) Duc 1'29.815 (178,2 Km/h)	Razgatlioglu (Tur) Yam 1'29.400 (179,0 Km/h)
02 Mandalika		Razgatlioglu (Tur) Yam 1'32.877 (166,7 Km/h)	Razgatlioglu (Tur) Yam 1'31.371 (169,4 Km/h)	Razgatlioglu (Tur) Yam 1'32.037 (168,2 Km/h)
03 Assen		Rea (Gbr) Kaw 1'33.842 (174,2 Km/h)	Razgatlioglu (Tur) Yam 1'32.934 (175,9 Km/h)	Bautista (Esp) Duc 1'33.542 (174,8 Km/h)
04 Barcelona	Rea (Gbr) Kaw 1'41.619 (163,9 Km/h)	Sykes (Gbr) Bmw 1'40.408 (165,9 Km/h)	Lecuona (Esp) Hon 1'40.766 (165,3 Km/h)	Bautista (Esp) Duc 1'40.264 (166,1 Km/h)
05 Misano		Rea (Gbr) Kaw 1'33.416 (156,5 Km/h)	Bautista (Esp) Duc 1'33.328 (156,6 Km/h)	Bautista (Esp) Duc 1'33.017 (157,1 Km/h)
06 Donington		Rea (Gbr) Kaw 1'40.101 (113,2 Km/h)	Rea (Gbr) Kaw 1'26.080 (131,7 Km/h)	Rea (Gbr) Kaw 1'26.041 (131,8 Km/h)
07 Imola				Razgatlioglu (Tur) Yam 1'45.959 (167,6 Km/h)
08 Most		Rea (Gbr) Kaw 1'31.684 (165,4 Km/h)	Rea (Gbr) Kaw 1'30.947 (166,7 Km/h)	Razgatlioglu (Tur) Yam 1'30.801 (167,0 Km/h)
09 Magny-Cours	Lavery (Irl) Bmw 1'48.644 (140,0 Km/h)	Rea (Gbr) Kaw 1'35.683 (159,0 Km/h)	Rea (Gbr) Kaw 1'36.124 (158,2 Km/h)	
10 Aragon	Rea (Gbr) Kaw 1'48.767 (168,0 Km/h)	Rea (Gbr) Kaw 1'48.458 (168,5 Km/h)	Razgatlioglu (Tur) Yam 1'48.267 (168,8 Km/h)	
11 Portimao	Rea (Gbr) Kaw 1'40.676 (164,2 Km/h)	Razgatlioglu (Tur) Yam 1'40.219 (165,0 Km/h)	Rea (Gbr) Kaw 1'39.610 (166,0 Km/h)	
12 TBA				

2023

- 4 T. Razgatlioglu
- 3 A. Bautista
- 1 J. Rea

ALL TIMES

- | | | | |
|--------------------|----------------|------------------|-------------------|
| 51 T. Sykes | 7 R. Laconi | 2 M. Campbell | 1 J. Hopkins |
| 43 T. Corser | 6 C. Crutchlow | 2 A. Gobert | 1 I. Jaitovich |
| 41 J. Rea | 6 J. Kocinski | 2 M. Lucchinelli | 1 T. Kipp |
| 26 T. Bayliss | 5 M. Biaggi | 2 B. Monti | 1 L. Lanzi |
| 21 C. Fogarty | 5 D. Giugliano | 2 Y. Nagai | 1 I. Lecuona |
| 17 D. Polen | 4 S. Guintoli | 2 M. Neukirchner | 1 A. Lowes |
| 16 N. Hodgson | 4 E. Laverty | 2 S. Redding | 1 M. Mladin |
| 15 C. Edwards | 4 M. Melandri | 2 D. Tardozzi | 1 F. Nieto |
| 12 T. Razgatlioglu | 4 F. Merkel | 2 A. Yanagawa | 1 J. Reynolds |
| 11 B. Spies | 4 J. Toseland | 1 A. Badovini | 1 M. Tamada |
| 10 C. Checa | 3 L. Haslam | 1 R. Burnett | 1 M. van der Mark |
| 10 P. Chilli | 3 Y. Kagayama | 1 D. Chandler | 1 A. Vieira |
| 9 A. Bautista | 3 S. Martin | 1 S. Crafar | 1 R. Xaus |
| 9 R. Roche | 3 S. Mertens | 1 M. Doohan | |
| 8 G. Falappa | 3 R. Phillis | 1 M. Dowson | |
| 8 S. Russell | 3 J. Smrz | 1 M. Fabrizio | |
| 8 A. Slight | 3 C. Vermeulen | 1 P. Goddard | |
| 7 C. Davies | 2 L. Baz | 1 T. Hill | |
| 7 N. Haga | 2 B. Bostrom | 1 S. Hislop | |

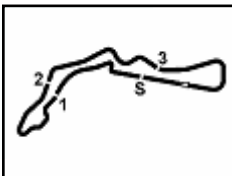
29/07/2023

These data/results cannot be reproduced, stored and/or transmitted in whole or in part by any manner of electronic, mechanical, photocopying, recording, broadcasting or otherwise now known or herein after developed without the previous express consent by the copyright owner, except for reproduction in daily press and regular printed publications on sale to the public within 60 days of the event related to those data/results and always provided that copyright symbol appears together as follows below.

© DORNA WSBK ORGANIZATION Srl 2023

FICR PERUGIA TIMING





Acerbis Czech Round, 28-30 July 2023

Tissot Superpole Award

Autodrom Most 4.212 m

Points	Points From First	Points From Previous	February 26		March 5		April 23		May 7		June 4		July 2		July 16		July 30		September 10		September 24		October 1		TBA		
			PHILIP ISLAND	MANDALIKA	ASSEN	BARCELONA	MISANO	DONINGTON PARK	IMOLA	MOST	MAGNY-COURS	ARAGON	PORTIMAO														
1	RAZGATLIOGLU	140	12	7	12	12	7	7	2	9	9	9	6	12	12	12											
2	BAUTISTA	133	7	9	12	7	12	12	12	12	12	12	9	9	6	9											
3	REA	87	53	46	6	3	5	6	9	9	7	4	5	12	7	3	6	5									
4	LOCATELLI	71	69	16	1	5	9	9	4	5	7	3	3	6	9	7	3										
5	RINALDI	54	86	17	4	9	6	3			6	2	7	7	1	2	5	2									
6	LOWES	53	87	1	2	6	1	7	6	6	4	5	4	5	4	3											
7	BASSANI	45	95	8	1	3	5	2	4		5	6	2	7	4	6											
8	AEGERTER	33	107	12	7			3	3	9	4	3	4														
9	PETRUCCI	32	108	1			2	1			6	7	5	2	9												
10	LECUONA	15	125	17	2				5	6	2																
11	REDDING	15	125	0			1	5	2				1	5	1												
12	GARDNER	14	126	1	3				3	1					7												
13	GERLOFF	12	128	2					1	3	1	3			4												
14	OETTL	9	131	3	5	4																					
15	VIERGE	9	131	0			4	1	1	2					1												
16	BAZ	5	135	4			4								1												
17	RAY	4	136	1											4												
18	SYKES	2	138	2									2														
19	VAN DER MARK	2	138	0			2																				

29/07/2023 Odd points columns: Tissot Superpole Even points columns: Tissot Superpole Race

These data/results cannot be reproduced, stored and/or transmitted in whole or in part by any manner of electronic, mechanical, photocopying, recording, broadcasting or otherwise now known or herein after developed without the previous express consent by the copyright owner, except for reproduction in daily press and regular printed publications on sale to the public within 60 days of the event related to those data/results and always provided that copyright symbol appears together as follows below.

© DORNA WSBK ORGANIZATION Srl 2023