

Acerbis Czech Round, 28-30 July 2023

Results Warm Up

Autodrom Most 4.212 m

1 / 2

No.	Rider	Nat	Team	Bike	Class	Time	Gap	Rel.	Laps	Speed	
										Avg	Max
1	47 A. BASSANI	ITA	Motocorsa Racing	Ducati Panigale V4R	IND	1'45.402			7	143,861	287,4
2	54 T. RAZGATLIOGLU	TUR	Pata Yamaha Prometeon WorldSBK	Yamaha YZF R1		1'46.062	0.660	0.660	6	142,965	285,2
3	22 A. LOWES	GBR	Kawasaki Racing Team WorldSBK	Kawasaki ZX-10RR		1'46.493	1.091	0.431	6	142,387	283,7
4	9 D. PETRUCCI	ITA	Barni Spark Racing Team	Ducati Panigale V4R	IND	1'46.622	1.220	0.129	7	142,215	286,7
5	1 A. BAUTISTA	ESP	Aruba.it Racing - Ducati	Ducati Panigale V4R		1'47.323	1.921	0.701	8	141,286	288,9
6	55 A. LOCATELLI	ITA	Pata Yamaha Prometeon WorldSBK	Yamaha YZF R1		1'47.686	2.284	0.363	8	140,809	283,0
7	34 L. BALDASSARRI	ITA	GMT94 Yamaha	Yamaha YZF R1	IND	1'48.323	2.921	0.637	7	139,981	278,7
8	45 S. REDDING	GBR	ROKIT BMW Motorrad WorldSBK Team	BMW M1000 RR		1'48.562	3.160	0.239	7	139,673	284,5
9	97 X. VIERGE	ESP	Team HRC	Honda CBR1000 RR-R		1'48.822	3.420	0.260	7	139,339	289,7
10	87 R. GARDNER	AUS	GYTR GRT Yamaha WorldSBK Team	Yamaha YZF R1	IND	1'48.951	3.549	0.129	7	139,174	284,5
11	21 M. RINALDI	ITA	Aruba.it Racing - Ducati	Ducati Panigale V4R		1'48.954	3.552	0.003	7	139,171	285,2
12	5 P. OETTL	GER	Team GoEleven	Ducati Panigale V4R	IND	1'49.081	3.679	0.127	6	139,009	281,5
13	7 I. LECUONA	ESP	Team HRC	Honda CBR1000 RR-R		1'49.248	3.846	0.167	7	138,796	286,7
14	76 L. BAZ	FRA	Bonovo Action BMW	BMW M1000 RR	IND	1'50.186	4.784	0.938	7	137,615	283,0
15	52 O. KONIG	CZE	Orelac Racing MOVISIO	Kawasaki ZX-10RR	IND	1'50.324	4.922	0.138	7	137,442	278,0
16	77 D. AEGERTER	SUI	GYTR GRT Yamaha WorldSBK Team	Yamaha YZF R1	IND	1'51.433	6.031	1.109	7	136,075	284,5
17	38 H. SOOMER	EST	PETRONAS MIE Racing Honda Team	Honda CBR1000 RR-R	IND	1'52.070	6.668	0.637	7	135,301	278,0
18	31 G. GERLOFF	USA	Bonovo Action BMW	BMW M1000 RR	IND	1'53.105	7.703	1.035	6	134,063	278,0
19	20 R. TAMBURINI	ITA	Yamaha Motoxrcing WorldSBK Team	Yamaha YZF R1	IND	1'53.317	7.915	0.212	7	133,812	275,2
20	51 E. GRANADO	BRA	PETRONAS MIE Racing Honda Team	Honda CBR1000 RR-R	IND	1'54.668	9.266	1.351	4	132,236	271,8
21	53 T. RABAT	ESP	Kawasaki Puccetti Racing	Kawasaki ZX-10RR	IND	2'04.629	19.227	9.961	3	121,667	253,6
22	65 J. REA	GBR	Kawasaki Racing Team WorldSBK	Kawasaki ZX-10RR					3		283,7
23	32 I. VINALES	ESP	TPR Team Pedercini Racing	Kawasaki ZX-10RR	IND				2		250,7
24	60 M. VAN DER MARK	NED	ROKIT BMW Motorrad WorldSBK Team	BMW M1000 RR					0		

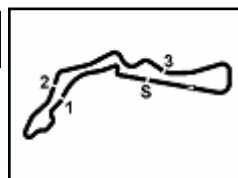
AIR	Humidity:	94%	Temp:	16°C
TRACK	Condition:	Wet	Temp:	18°C

Records	Pole	(SP)	2023 T.Razgatioglu	1'30.801	166,990	Km/h
	Race	(SPRC)	2022 T.Razgatioglu	1'31.180	166,300	Km/h
	All Times	(SP)	2023 T.Razgatioglu	1'30.801	166,990	Km/h

Start 09:00 End 09:19 The results are provisional until the end of the time limit for protests and appeals and the completion of the technical checks.

These data/results cannot be reproduced, stored and/or transmitted in whole or in part by any manner of electronic, mechanical, photocopying, recording, broadcasting or otherwise now known or herein after developed without the previous express consent by the copyright owner, except for reproduction in daily press and regular printed publications on sale to the public within 60 days of the event related to those data/results and always provided that copyright symbol appears together as follows below.

© DORNA WSBK ORGANIZATION Srl 2023



Acerbis Czech Round, 28-30 July 2023

Results Warm Up

Session Highlights

Local Time	No. Rider	Description
08.47.13		DROPS of RAIN in All Sectors - Wet Practice
09.00.00		Start
09.00.02		WorldSBK Pit Intervention Time: 58secs
09.02.41	51 E. GRANADO	Current Lap Cancelled - Exceeded Track Limits - Turn 1
09.04.31	97 X. VIERGE	Current Lap Cancelled - Exceeded Track Limits - Turn 1
09.04.32	52 O. KONIG	Current Lap Cancelled - Exceeded Track Limits - Turn 1
09.07.52	45 S. REDDING	Current Lap Cancelled - Exceeded Track Limits - Turn 1
09.10.03	87 R. GARDNER	Current Lap Cancelled - Exceeded Track Limits - Turn 1
09.10.21	7 I. LECUONA	Current Lap Cancelled - Exceeded Track Limits - Turn 1
09.11.25	1 A. BAUTISTA	Current Lap Cancelled - Exceeded Track Limits - Turn 1
09.11.57	97 X. VIERGE	Current Lap Cancelled - Exceeded Track Limits - Turn 1
09.14.41	5 P. OETTL	Current Lap Cancelled - Exceeded Track Limits - Turn 1
09.14.51	51 E. GRANADO	Current Lap Cancelled - Exceeded Track Limits - Turn 1
09.17.28	34 L. BALDASSARRI	Check Chequered Flag Message on Dashboard
09.19.04		End Of Session

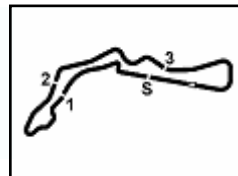
Fastest Laps Sequence

No.	Rider	Nat	Team	Bike	Local Time	Time	Gap	Avg
22	A. LOWES	GBR	Kawasaki Racing Team WorldSBK	Kawasaki ZX-10RR	09:03'53.288	1'50.805		136,846
47	A. BASSANI	ITA	Motocorsa Racing	Ducati Panigale V4R	09:04'30.782	1'49.641	-1.164	138,299
22	A. LOWES	GBR	Kawasaki Racing Team WorldSBK	Kawasaki ZX-10RR	09:05'42.209	1'48.921	-0.720	139,213
47	A. BASSANI	ITA	Motocorsa Racing	Ducati Panigale V4R	09:06'18.842	1'48.060	-0.861	140,322
22	A. LOWES	GBR	Kawasaki Racing Team WorldSBK	Kawasaki ZX-10RR	09:07'30.063	1'47.854	-0.206	140,590
47	A. BASSANI	ITA	Motocorsa Racing	Ducati Panigale V4R	09:08'05.884	1'47.042	-0.812	141,657
22	A. LOWES	GBR	Kawasaki Racing Team WorldSBK	Kawasaki ZX-10RR	09:09'16.556	1'46.493	-0.549	142,387
54	T. RAZGATLIOGLU	TUR	Pata Yamaha Prometeon WorldSBK	Yamaha YZF R1	09:12'03.325	1'46.062	-0.431	142,965
47	A. BASSANI	ITA	Motocorsa Racing	Ducati Panigale V4R	09:13'26.658	1'45.692	-0.370	143,466
47	A. BASSANI	ITA	Motocorsa Racing	Ducati Panigale V4R	09:15'12.060	1'45.402	-0.290	143,861

Start 09:00 End 09:19 The results are provisional until the end of the time limit for protests and appeals and the completion of the technical checks.

These data/results cannot be reproduced, stored and/or transmitted in whole or in part by any manner of electronic, mechanical, photocopying, recording, broadcasting or otherwise now known or herein after developed without the previous express consent by the copyright owner, except for reproduction in daily press and regular printed publications on sale to the public within 60 days of the event related to those data/results and always provided that copyright symbol appears together as follows below.

© DORNA WSBK ORGANIZATION Srl 2023



Autodrom Most 4.212 m

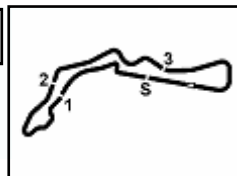
Acerbis Czech Round, 28-30 July 2023

Starting Grid - Tissot Superpole Race (10 Laps x 4,212 km = 42,120 km)

1	1	54 RAZGATLIOGLU T. Yamaha 1'30.801	2	9 PETRUCCI D. Ducati 1'31.261	3	87 GARDNER R. Yamaha 1'31.419
2	4	47 BASSANI A. Ducati 1'31.430	5	65 REA J. Kawasaki 1'31.458	6	31 GERLOFF G. BMW 1'31.659
3	7	55 LOCATELLI A. Yamaha 1'31.680	8	21 RINALDI M. Ducati 1'31.715	9	97 VIERGE X. Honda 1'31.813
4	10	77 AEGERTER D. Yamaha 1'31.822	11	7 LECUONA I. Honda 1'31.931	12	22 LOWES A. Kawasaki 1'31.951
5	13	76 BAZ L. BMW 1'32.037	14	1 BAUTISTA A. Ducati 1'32.177	15	45 REDDING S. BMW 1'32.253
6	16	34 BALDASSARRI L. Yamaha 1'32.713	17	51 GRANADO E. Honda 1'32.953	18	60 VAN DER MARK M. BMW 1'33.175
7	19	32 VINALES I. Kawasaki 1'33.297	20	53 RABAT T. Kawasaki 1'33.440	21	20 TAMBURINI R. Yamaha 1'33.575
8	22	38 SOOMER H. Honda 1'33.662	23	52 KONIG O. Kawasaki 1'34.939	24	5 OETTL P. Ducati

30/07/2023 The Race Director

These data/results cannot be reproduced, stored and/or transmitted in whole or in part by any manner of electronic, mechanical, photocopying, recording, broadcasting or otherwise now known or herein after developed without the previous express consent by the copyright owner, except for reproduction in daily press and regular printed publications on sale to the public within 60 days of the event related to those data/results and always provided that copyright symbol appears together as follows below. © DORNA WSBK ORGANIZATION Srl 2023



Autodrom Most 4.212 m

Acerbis Czech Round, 28-30 July 2023

Best Sectors & Speed Warm Up

BEST LAP

1	47	A. BASSANI	Ducati Panigale V4R	1'45.402
2	54	T. RAZGATLIOGLU	Yamaha YZF R1	1'46.062
3	22	A. LOWES	Kawasaki ZX-10RR	1'46.493
4	9	D. PETRUCCI	Ducati Panigale V4R	1'46.622
5	1	A. BAUTISTA	Ducati Panigale V4R	1'47.323
6	55	A. LOCATELLI	Yamaha YZF R1	1'47.686
7	34	L. BALDASSARRI	Yamaha YZF R1	1'48.323
8	45	S. REDDING	BMW M1000 RR	1'48.562
9	97	X. VIERGE	Honda CBR1000 RR-R	1'48.822
10	87	R. GARDNER	Yamaha YZF R1	1'48.951
11	21	M. RINALDI	Ducati Panigale V4R	1'48.954
12	5	P. OETTL	Ducati Panigale V4R	1'49.081
13	7	I. LECUONA	Honda CBR1000 RR-R	1'49.248
14	76	L. BAZ	BMW M1000 RR	1'50.186
15	52	D. KONIG	Kawasaki ZX-10RR	1'50.324
16	77	D. AEGERTER	Yamaha YZF R1	1'51.433
17	38	H. SOOMER	Honda CBR1000 RR-R	1'52.070
18	31	G. GERLOFF	BMW M1000 RR	1'53.105
19	20	R. TAMBURINI	Yamaha YZF R1	1'53.317
20	51	E. GRANADO	Honda CBR1000 RR-R	1'54.668
21	53	T. RABAT	Kawasaki ZX-10RR	2'04.629
22	32	I. VINALES	Kawasaki ZX-10RR	
23	60	M. VAN DER MARK	BMW M1000 RR	
24	65	J. REA	Kawasaki ZX-10RR	

SPEED

1	97	X. VIERGE	Honda CBR1000 RR-R	289,7
2	1	A. BAUTISTA	Ducati Panigale V4R	288,9
3	47	A. BASSANI	Ducati Panigale V4R	287,4
4	9	D. PETRUCCI	Ducati Panigale V4R	286,7
5	7	I. LECUONA	Honda CBR1000 RR-R	286,7
6	54	T. RAZGATLIOGLU	Yamaha YZF R1	285,2
7	21	M. RINALDI	Ducati Panigale V4R	285,2
8	45	S. REDDING	BMW M1000 RR	284,5
9	87	R. GARDNER	Yamaha YZF R1	284,5
10	77	D. AEGERTER	Yamaha YZF R1	284,5
11	22	A. LOWES	Kawasaki ZX-10RR	283,7
12	65	J. REA	Kawasaki ZX-10RR	283,7
13	55	A. LOCATELLI	Yamaha YZF R1	283,0
14	76	L. BAZ	BMW M1000 RR	283,0
15	5	P. OETTL	Ducati Panigale V4R	281,5
16	34	L. BALDASSARRI	Yamaha YZF R1	278,7
17	38	H. SOOMER	Honda CBR1000 RR-R	278,0
18	52	D. KONIG	Kawasaki ZX-10RR	278,0
19	31	G. GERLOFF	BMW M1000 RR	278,0
20	20	R. TAMBURINI	Yamaha YZF R1	275,2
21	51	E. GRANADO	Honda CBR1000 RR-R	271,8
22	53	T. RABAT	Kawasaki ZX-10RR	253,6
23	32	I. VINALES	Kawasaki ZX-10RR	250,7

SEG. 1

1	47	A. BASSANI	24.332
2	54	T. RAZGATLIOGLU	24.541
3	9	D. PETRUCCI	24.756
4	55	A. LOCATELLI	24.920
5	34	L. BALDASSARRI	25.058
6	1	A. BAUTISTA	25.164
7	22	A. LOWES	25.203
8	45	S. REDDING	25.221
9	87	R. GARDNER	25.260
10	97	X. VIERGE	25.352
11	21	M. RINALDI	25.359
12	7	I. LECUONA	25.486
13	5	P. OETTL	25.555
14	52	D. KONIG	25.628
15	76	L. BAZ	25.647
16	77	D. AEGERTER	25.718
17	65	J. REA	25.934
18	38	H. SOOMER	26.045
19	20	R. TAMBURINI	26.111
20	31	G. GERLOFF	26.278
21	51	E. GRANADO	26.917
22	32	I. VINALES	28.637
23	53	T. RABAT	28.737

SEG. 2

1	47	A. BASSANI	26.678
2	22	A. LOWES	26.697
3	54	T. RAZGATLIOGLU	26.810
4	55	A. LOCATELLI	27.050
5	9	D. PETRUCCI	27.080
6	34	L. BALDASSARRI	27.326
7	1	A. BAUTISTA	27.378
8	45	S. REDDING	27.380
9	5	P. OETTL	27.465
10	21	M. RINALDI	27.494
11	97	X. VIERGE	27.608
12	87	R. GARDNER	27.637
13	7	I. LECUONA	27.685
14	76	L. BAZ	27.792
15	52	D. KONIG	27.922
16	38	H. SOOMER	28.356
17	77	D. AEGERTER	28.484
18	65	J. REA	28.626
19	51	E. GRANADO	28.670
20	31	G. GERLOFF	28.685
21	20	R. TAMBURINI	28.778
22	53	T. RABAT	30.554
23	32	I. VINALES	31.466

SEG. 3

1	47	A. BASSANI	27.509
2	22	A. LOWES	27.616
3	1	A. BAUTISTA	27.723
4	54	T. RAZGATLIOGLU	27.762
5	9	D. PETRUCCI	27.793
6	55	A. LOCATELLI	28.073
7	45	S. REDDING	28.216
8	21	M. RINALDI	28.382
9	97	X. VIERGE	28.388
10	34	L. BALDASSARRI	28.459
11	5	P. OETTL	28.533
12	87	R. GARDNER	28.577
13	7	I. LECUONA	28.598
14	52	D. KONIG	28.707
15	76	L. BAZ	28.887
16	77	D. AEGERTER	29.143
17	38	H. SOOMER	29.331
18	31	G. GERLOFF	29.572
19	20	R. TAMBURINI	29.610
20	65	J. REA	29.625
21	51	E. GRANADO	29.760
22	53	T. RABAT	31.395
23	32	I. VINALES	32.441

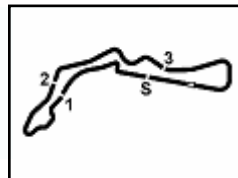
SEG. 4

1	47	A. BASSANI	26.852
2	1	A. BAUTISTA	26.944
3	54	T. RAZGATLIOGLU	26.949
4	22	A. LOWES	26.977
5	9	D. PETRUCCI	26.993
6	7	I. LECUONA	27.359
7	55	A. LOCATELLI	27.386
8	87	R. GARDNER	27.427
9	97	X. VIERGE	27.474
10	34	L. BALDASSARRI	27.480
11	5	P. OETTL	27.528
12	45	S. REDDING	27.545
13	21	M. RINALDI	27.592
14	76	L. BAZ	27.860
15	77	D. AEGERTER	27.878
16	52	D. KONIG	28.067
17	31	G. GERLOFF	28.165
18	38	H. SOOMER	28.228
19	20	R. TAMBURINI	28.631
20	65	J. REA	29.180
21	51	E. GRANADO	29.321
22	53	T. RABAT	31.326
23	32	I. VINALES	32.613

30/07/2023

These data/results cannot be reproduced, stored and/or transmitted in whole or in part by any manner of electronic, mechanical, photocopying, recording, broadcasting or otherwise now known or herein after developed without the previous express consent by the copyright owner, except for reproduction in daily press and regular printed publications on sale to the public within 60 days of the event related to those data/results and always provided that copyright symbol appears together as follows below.

© DORNA WSBK ORGANIZATION Srl 2023



Autodrom Most 4.212 m

Acerbis Czech Round, 28-30 July 2023

Ideal Times Warm Up

No.	Rider	Nat	Bike	Seg. 1	Seg. 2	Seg. 3	Seg. 4	Ideal Time		
				Diff. 1	Diff. 2	Diff. 3	Diff. 4	Best Lap	Pos.	Diff.
1	47 A. BASSANI	ITA	Ducati Panigale V4R	24.332	26.678	27.509	26.852 +0.031	1'45.371 1'45.402	1	0.031
2	54 T. RAZGATLIOGLU	TUR	Yamaha YZF R1	24.541	26.810	27.762	26.949	1'46.062 1'46.062	2	
3	22 A. LOWES	GBR	Kawasaki ZX-10RR	25.203	26.697	27.616	26.977	1'46.493 1'46.493	3	
4	9 D. PETRUCCI	ITA	Ducati Panigale V4R	24.756	27.080	27.793	26.993	1'46.622 1'46.622	4	
5	1 A. BAUTISTA	ESP	Ducati Panigale V4R	25.164 +0.030	27.378 +0.084	27.723	26.944	1'47.209 1'47.323	5	0.114
6	55 A. LOCATELLI	ITA	Yamaha YZF R1	24.920 +0.257	27.050	28.073	27.386	1'47.429 1'47.686	6	0.257
7	34 L. BALDASSARRI	ITA	Yamaha YZF R1	25.058	27.326	28.459	27.480	1'48.323 1'48.323	7	
8	45 S. REDDING	GBR	BMW M1000 RR	25.221	27.380	28.216	27.545 +0.200	1'48.362 1'48.562	8	0.200
9	97 X. VIERGE	ESP	Honda CBR1000 RR-R	25.352	27.608	28.388	27.474	1'48.822 1'48.822	9	
10	21 M. RINALDI	ITA	Ducati Panigale V4R	25.359	27.494	28.382 +0.080	27.592 +0.047	1'48.827 1'48.954	11	0.127
11	87 R. GARDNER	AUS	Yamaha YZF R1	25.260	27.637	28.577 +0.050	27.427	1'48.901 1'48.951	10	0.050
12	5 P. OETTL	GER	Ducati Panigale V4R	25.555	27.465	28.533	27.528	1'49.081 1'49.081	12	
13	7 I. LECUONA	ESP	Honda CBR1000 RR-R	25.486	27.685	28.598 +0.065	27.359 +0.055	1'49.128 1'49.248	13	0.120
14	76 L. BAZ	FRA	BMW M1000 RR	25.647	27.792	28.887	27.860	1'50.186 1'50.186	14	
15	52 D. KONIG	CZE	Kawasaki ZX-10RR	25.628	27.922	28.707	28.067	1'50.324 1'50.324	15	
16	77 D. AEGERTER	SUI	Yamaha YZF R1	25.718	28.484	29.143 +0.057	27.878 +0.153	1'51.223 1'51.433	16	0.210
17	38 H. SOOMER	EST	Honda CBR1000 RR-R	26.045 +0.110	28.356	29.331	28.228	1'51.960 1'52.070	17	0.110
18	31 G. GERLOFF	USA	BMW M1000 RR	26.278	28.685	29.572	28.165 +0.405	1'52.700 1'53.105	18	0.405
19	20 R. TAMBURINI	ITA	Yamaha YZF R1	26.111	28.778 +0.010	29.610 +0.177	28.631	1'53.130 1'53.317	19	0.187
20	51 E. GRANADO	BRA	Honda CBR1000 RR-R	26.917	28.670	29.760	29.321	1'54.668 1'54.668	20	
21	53 T. RABAT	ESP	Kawasaki ZX-10RR	28.737 +0.402	30.554 +1.518	31.395 +0.697	31.326	2'02.012 2'04.629	21	2.617
	32 I. VINALES	ESP	Kawasaki ZX-10RR							
	60 M. VAN DER MARK	NED	BMW M1000 RR							
	65 J. REA	GBR	Kawasaki ZX-10RR							
Overall Ideal Time				24.332	26.678	27.509	26.852	1'45.371		

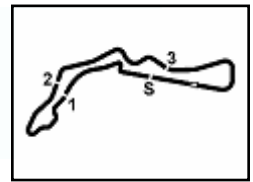
30/07/2023

These data/results cannot be reproduced, stored and/or transmitted in whole or in part by any manner of electronic, mechanical, photocopying, recording, broadcasting or otherwise now known or herein after developed without the previous express consent by the copyright owner, except for reproduction in daily press and regular printed publications on sale to the public within 60 days of the event related to those data/results and always provided that copyright symbol appears together as follows below.

© DORNA WSBK ORGANIZATION Srl 2023

FIGR PERUGIA TIMING





Acerbis Czech Round, 28–30 July 2023
Chronological Analysis Warm Up

Autodrom Most 4.212 m

1 / 2

1° 47 A. BASSANI [1'45.402]							
Lap	Seg1	Seg2	Seg3	Seg4	Lap Time	km/h	Local Time
1		28.950	29.374	27.832			9:02'41.141
2	25.375	27.532	28.226	28.508	1'49.641	275,2	9:04'30.782
3	25.313	27.377	28.059	27.311	1'48.060	271,8	9:06'18.842
4	24.906	27.137	27.927	27.072	1'47.042	283,0	9:08'05.884
5	24.978	27.087	27.693	26.908	1'46.666	285,2	9:09'52.550
6	25.213	27.553	28.547	27.103	1'48.416	278,0	9:11'40.966
7	24.526	26.752	27.562	26.852	1'45.692	286,7	9:13'26.658
8	24.332	26.678	27.509	26.883	1'45.402	287,4	9:15'12.060

7	24.920	27.255	28.281	27.614	1'48.070	282,3	9:13'04.738
8	25.132	27.160	28.179	27.606	1'48.077	283,0	9:14'52.815
9	25.177	27.050	28.073	27.386	1'47.686	280,8	9:16'40.501

2° 54 T. RAZGATLIOGLU [1'46.062]							
Lap	Seg1	Seg2	Seg3	Seg4	Lap Time	km/h	Local Time
1		28.812	29.607	28.260			9:04'53.076
2	25.519	27.661	28.897	27.609	1'49.686	282,3	9:06'42.762
3	24.935	27.325	28.138	27.246	1'47.644	281,5	9:08'30.406
4	24.791	26.861	28.063	27.142	1'46.857	283,0	9:10'17.263
5	24.541	26.810	27.762	26.949	1'46.062	283,7	9:12'03.325
6	25.834	27.338	27.966	27.378	1'48.516	285,2	9:13'51.841
7	24.968	27.629	28.179	27.207	1'47.983	282,3	9:15'39.824

7° 34 L. BALDASSARRI [1'48.323]							
Lap	Seg1	Seg2	Seg3	Seg4	Lap Time	km/h	Local Time
1		29.882	30.062	28.851			9:02'08.914
2	26.313	28.121	29.802	28.112	1'52.348	260,8	9:04'01.262
3	25.968	28.135	29.436	28.204	1'51.743	263,9	9:05'53.005
4	25.834	27.706	28.964	27.655	1'50.159	266,5	9:07'43.164
5	25.313	27.619	28.895	27.955	1'49.782	278,7	9:09'32.946
6	25.273	27.859	28.976	27.753	1'49.861	277,3	9:11'22.807
7	25.300	27.408	28.818	27.700	1'49.226	278,0	9:13'12.033
8	25.058	27.326	28.459	27.480	1'48.323	278,7	9:15'00.356

3° 22 A. LOWES [1'46.493]							
Lap	Seg1	Seg2	Seg3	Seg4	Lap Time	km/h	Local Time
1		29.673	29.529	28.441			9:02'02.483
2	25.870	28.429	28.873	27.633	1'50.805	283,0	9:03'53.288
3	25.538	27.642	28.401	27.340	1'48.921	281,5	9:05'42.209
4	25.324	27.361	28.090	27.079	1'47.854	282,3	9:07'30.063
5	25.203	26.697	27.616	26.977	1'46.493	283,0	9:09'16.556
6	27.524	28.696	28.743	40.896	2'05.859P	283,7	9:11'22.415
7	2'51.333	27.776	27.935	27.336	4'14.380P		9:15'36.795

8° 45 S. REDDING [1'48.562]							
Lap	Seg1	Seg2	Seg3	Seg4	Lap Time	km/h	Local Time
1		31.129	31.185	28.805			9:02'09.908
2	26.734	28.516	29.446	28.114	1'52.810	258,4	9:04'02.718
3	25.452	27.775	29.084	27.779	1'50.090	284,5	9:05'52.808
4	25.497	27.532	28.630	27.545	1'49.204	280,1	9:07'42.012
5	25.564	27.979	29.405	40.991	2'03.939CP	281,5	9:09'45.951
6	1'11.919	28.192	28.681	27.945	2'36.737P		9:12'22.688
7	25.370	27.548	28.367	27.787	1'49.072	283,0	9:14'11.760
8	25.221	27.380	28.216	27.745	1'48.562	283,0	9:16'00.322

4° 9 D. PETRUCCI [1'46.622]							
Lap	Seg1	Seg2	Seg3	Seg4	Lap Time	km/h	Local Time
1		28.544	29.549	28.883			9:02'27.879
2	26.076	28.290	29.566	27.880	1'51.812	272,5	9:04'19.691
3	25.206	27.588	28.525	27.613	1'48.932	282,3	9:06'08.623
4	25.173	27.929	28.476	27.416	1'48.994	283,7	9:07'57.617
5	25.360	28.596	28.804	27.771	1'50.531	286,7	9:09'48.148
6	24.783	27.246	28.003	27.236	1'47.268	282,3	9:11'35.416
7	24.916	27.293	28.131	27.471	1'47.811	284,5	9:13'23.227
8	24.756	27.080	27.793	26.993	1'46.622	283,7	9:15'09.849

9° 97 X. VIERGE [1'48.822]							
Lap	Seg1	Seg2	Seg3	Seg4	Lap Time	km/h	Local Time
1		29.970	31.950	29.744			9:02'26.365
2	26.906	28.864	30.336	28.728	1'54.834	276,6	9:04'21.199
3	26.855	28.573	29.535	28.362	1'53.325C	289,7	9:06'14.524
4	25.764	28.371	28.973	27.903	1'51.011	288,2	9:08'05.535
5	26.030	27.973	28.849	27.849	1'50.701	286,7	9:09'56.236
6	25.603	28.381	28.766	27.682	1'50.432	285,9	9:11'46.668
7	26.725	36.681	29.361	27.608	2'00.375C	289,7	9:13'47.043
8	25.352	27.608	28.388	27.474	1'48.822	287,4	9:15'35.865

5° 1 A. BAUTISTA [1'47.323]							
Lap	Seg1	Seg2	Seg3	Seg4	Lap Time	km/h	Local Time
1		29.996	29.748	28.751			9:02'07.759
2	26.243	28.627	29.308	27.807	1'51.985	269,1	9:03'59.744
3	25.993	28.278	28.765	27.452	1'50.488	278,7	9:05'50.232
4	25.441	27.883	28.365	27.368	1'49.057	286,7	9:07'39.289
5	25.299	27.658	28.088	27.153	1'48.198	286,7	9:09'27.487
6	25.164	27.537	28.082	27.270	1'48.053	286,7	9:11'15.540
7	27.951	27.795	27.942	27.094	1'50.782C	288,9	9:13'06.322
8	25.240	27.378	27.762	27.030	1'47.410	287,4	9:14'53.732
9	25.194	27.462	27.723	26.944	1'47.323	284,5	9:16'41.055

10° 87 R. GARDNER [1'48.951]							
Lap	Seg1	Seg2	Seg3	Seg4	Lap Time	km/h	Local Time
1		31.222	31.374	29.480			9:02'18.117
2	27.160	29.125	29.702	28.082	1'54.069	264,6	9:04'12.186
3	26.279	28.304	29.155	27.892	1'51.630	277,3	9:06'03.816
4	26.158	32.512	30.969	27.994	1'57.633	263,3	9:08'01.449
5	25.466	28.139	29.039	27.689	1'50.333	282,3	9:09'51.782
6	32.013	31.424	28.965	27.821	2'00.223C	282,3	9:11'52.005
7	25.305	27.718	28.577	27.664	1'49.264	282,3	9:13'41.269
8	25.260	27.637	28.627	27.427	1'48.951	284,5	9:15'30.220

6° 55 A. LOCATELLI [1'47.686]							
Lap	Seg1	Seg2	Seg3	Seg4	Lap Time	km/h	Local Time
1		29.818	29.679	28.778			9:02'08.108
2	26.056	28.868	29.510	28.010	1'52.444	268,5	9:04'00.552
3	25.788	27.900	28.834	27.763	1'50.285	271,1	9:05'50.837
4	25.224	27.567	28.657	27.564	1'49.012	278,7	9:07'39.849
5	25.151	27.527	28.388	27.535	1'48.601	281,5	9:09'28.450
6	25.185	27.314	28.249	27.470	1'48.218	279,4	9:11'16.668

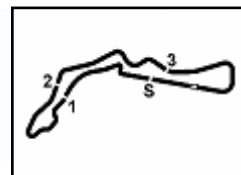
11° 21 M. RINALDI [1'48.954]							
Lap	Seg1	Seg2	Seg3	Seg4	Lap Time	km/h	Local Time
1		38.227	30.436	28.964			9:02'31.012
2	26.535	29.637	29.709	28.682	1'54.563	280,1	9:04'25.575
3	26.499	28.544	29.607	28.453	1'53.103	261,4	9:06'18.678
4	26.010	28.258	29.075	28.047	1'51.390	274,5	9:08'10.068
5	25.747	28.012	28.912	27.900	1'50.571	275,2	9:10'00.639
6	25.373	27.923	28.510	27.887	1'49.693	284,5	9:11'50.332
7	25.509	27.554	28.382	27.592	1'49.037	281,5	9:13'39.369
8	25.359	27.494	28.462	27.639	1'48.954	285,2	9:15'28.323

12° 5 P. OETTL [1'49.081]							
Lap	Seg1	Seg2	Seg3	Seg4	Lap Time	km/h	Local Time

30/07/2023 P = Pits In/Out - C = Lap Time Cancelled

These data/results cannot be reproduced, stored and/or transmitted in whole or in part by any manner of electronic, mechanical, photocopying, recording, broadcasting or otherwise now known or herein after developed without the previous express consent by the copyright owner, except for reproduction in daily press and regular printed publications on sale to the public within 60 days of the event related to those data/results and always provided that copyright symbol appears together as follows below.

© DORNA WSBK ORGANIZATION Srl 2023



Acerbis Czech Round, 28-30 July 2023

Chronological Analysis Warm Up

1		31.229	32.561	30.446					9:02'18.938
2	27.400	29.710	30.950	41.954	2'10.014P	256,5			9:04'28.952
3	3'05.247	28.476	29.300	28.122	4'31.145P				9:09'00.097
4	26.017	27.907	28.804	27.802	1'50.530	274,5			9:10'50.627
5	25.758	27.827	28.932	27.685	1'50.202	274,5			9:12'40.829
6	25.555	27.465	28.533	27.528	1'49.081	281,5			9:14'29.910
7	27.813	28.570	29.065	28.263	1'53.711C	281,5			9:16'23.621

13° 71. LECUONA [1'49.248]

Lap	Seg.1	Seg.2	Seg.3	Seg.4	Lap Time	km/h	Local Time
1		29.960	31.081	28.806			9:02'46.853
2	26.898	28.947	29.460	28.179	1'53.484	269,8	9:04'40.337
3	26.086	28.406	28.867	27.735	1'51.094	280,8	9:06'31.431
4	25.721	28.213	28.772	27.562	1'50.268	280,8	9:08'21.699
5	25.578	27.686	28.598	27.524	1'49.386	286,7	9:10'11.085
6	26.194	28.149	28.700	27.624	1'50.667C	285,9	9:12'01.752
7	25.486	27.685	28.663	27.414	1'49.248	285,9	9:13'51.000
8	25.649	27.787	28.872	27.359	1'49.667	286,7	9:15'40.667

14° 76 L. BAZ [1'50.186]

Lap	Seg.1	Seg.2	Seg.3	Seg.4	Lap Time	km/h	Local Time
1		31.329	31.719	30.160			9:02'06.390
2	27.168	30.061	31.055	29.364	1'57.648	267,2	9:04'04.038
3	26.402	29.094	30.772	29.215	1'55.483	279,4	9:05'59.521
4	27.436	29.643	30.418	29.131	1'56.628	272,5	9:07'56.149
5	26.801	29.148	29.815	28.843	1'54.607	259,6	9:09'50.756
6	26.361	28.177	30.260	28.618	1'53.416	270,4	9:11'44.172
7	25.712	28.304	29.323	28.085	1'51.424	283,0	9:13'35.596
8	25.647	27.792	28.887	27.860	1'50.186	281,5	9:15'25.782

15° 52 O. KONIG [1'50.324]

Lap	Seg.1	Seg.2	Seg.3	Seg.4	Lap Time	km/h	Local Time
1		31.319	32.281	30.949			9:02'23.496
2	27.941	29.950	30.421	29.460	1'57.772	264,6	9:04'21.268
3	27.166	28.953	29.712	28.587	1'54.418C	270,4	9:06'15.686
4	26.510	28.654	29.371	28.227	1'52.762	272,5	9:08'08.448
5	26.231	28.354	29.093	28.505	1'52.183	275,9	9:10'00.631
6	26.167	28.475	29.267	28.170	1'52.079	273,8	9:11'52.710
7	25.829	28.102	28.743	28.092	1'50.766	276,6	9:13'43.476
8	25.628	27.922	28.707	28.067	1'50.324	278,0	9:15'33.800

16° 77 D. AEGERTER [1'51.433]

Lap	Seg.1	Seg.2	Seg.3	Seg.4	Lap Time	km/h	Local Time
1		32.245	32.231	30.427			9:02'26.337
2	28.075	29.919	30.033	28.954	1'56.981	258,4	9:04'23.318
3	26.987	29.224	29.865	28.572	1'54.648	276,6	9:06'17.966
4	26.338	28.934	29.573	28.139	1'52.984	278,0	9:08'10.950
5	26.294	28.710	29.269	28.137	1'52.410	273,1	9:10'03.360
6	26.042	28.592	29.511	27.993	1'52.138	281,5	9:11'55.498
7	25.718	28.484	29.200	28.031	1'51.433	283,7	9:13'46.931
8	25.984	28.591	29.143	27.878	1'51.596	284,5	9:15'38.527

17° 38 H. SOOMER [1'52.070]

Lap	Seg.1	Seg.2	Seg.3	Seg.4	Lap Time	km/h	Local Time
1		31.607	32.240	30.013			9:02'08.896
2	27.887	29.736	30.640	29.453	1'57.716	241,3	9:04'06.612
3	27.304	29.349	30.018	28.922	1'55.593	277,3	9:06'02.205
4	27.008	29.213	29.596	29.335	1'55.152	269,8	9:07'57.357
5	26.557	29.113	29.743	28.878	1'54.291	278,0	9:09'51.648
6	26.515	28.584	29.534	28.504	1'53.137	272,5	9:11'44.785
7	26.045	28.388	29.456	28.337	1'52.226	276,6	9:13'37.011
8	26.155	28.356	29.331	28.228	1'52.070	275,9	9:15'29.081

30/07/2023

P = Pits In/Out - C = Lap Time Cancelled

These data/results cannot be reproduced, stored and/or transmitted in whole or in part by any manner of electronic, mechanical, photocopying, recording, broadcasting or otherwise now known or herein after developed without the previous express consent by the copyright owner, except for reproduction in daily press and regular printed publications on sale to the public within 60 days of the event related to those data/results and always provided that copyright symbol appears together as follows below.

© DORNA WSBK ORGANIZATION Srl 2023

18° 31 G. GERLOFF [1'53.105]

Lap	Seg.1	Seg.2	Seg.3	Seg.4	Lap Time	km/h	Local Time
1		30.853	31.671	29.899			9:02'05.078
2	27.136	30.194	30.989	29.180	1'57.499	268,5	9:04'02.577
3	26.989	29.030	31.241	29.018	1'56.278	265,2	9:05'58.855
4	27.939	29.450	30.448	29.137	1'56.974	271,1	9:07'55.829
5	26.818	28.841	29.894	41.953	2'07.506P	271,1	9:10'03.335
6	2'51.844	29.070	29.825	28.165	4'18.904P		9:14'22.239
7	26.278	28.685	29.572	28.570	1'53.105	278,0	9:16'15.344

19° 20 R. TAMBURINI [1'53.317]

Lap	Seg.1	Seg.2	Seg.3	Seg.4	Lap Time	km/h	Local Time
1		33.806	33.728	31.359			9:02'27.828
2	29.071	31.171	31.580	30.903	2'02.725	235,6	9:04'30.553
3	27.428	29.880	30.559	29.818	1'57.685	254,2	9:06'28.238
4	27.163	29.614	29.981	28.972	1'55.730	262,7	9:08'23.968
5	26.699	29.319	29.851	28.739	1'54.608	263,9	9:10'18.576
6	26.415	28.778	29.686	28.684	1'53.563	259,0	9:12'12.139
7	26.526	28.853	29.610	28.862	1'53.851	265,9	9:14'05.990
8	26.111	28.788	29.787	28.631	1'53.317	275,2	9:15'59.307

20° 51 E. GRANADO [1'54.668]

Lap	Seg.1	Seg.2	Seg.3	Seg.4	Lap Time	km/h	Local Time
1		31.671	32.300	32.233			9:02'24.236
2	43.512	35.490	31.975	45.041	2'36.018CP	181,8	9:05'00.254
3	6'10.275	30.172	30.635	29.850	7'40.932P		9:12'41.186
4	26.917	28.670	29.760	29.321	1'54.668	271,8	9:14'35.854
5	37.388	36.220	33.275	44.691	2'31.574CP	165,6	9:17'07.428

21° 53 T. RABAT [2'04.629]

Lap	Seg.1	Seg.2	Seg.3	Seg.4	Lap Time	km/h	Local Time
1		34.182	34.432	33.022			9:02'26.039
2	29.139	32.072	32.092	31.326	2'04.629	251,3	9:04'30.668
3	28.737	30.554	31.395	43.398	2'14.084P	253,6	9:06'44.752
4	3'35.877	36.903	33.973	47.375	5'34.128P		9:12'18.880

22° 65 J. REA

Lap	Seg.1	Seg.2	Seg.3	Seg.4	Lap Time	km/h	Local Time
1		30.182	30.463	29.617			9:02'59.345
2	25.934	28.626	29.625	40.523	2'04.708P	283,7	9:05'04.053
3	3'17.050	29.264	29.769	29.180	4'45.263P		9:09'49.316
4	26.040	29.055	32.672	41.249	2'09.016P	283,7	9:11'58.332

23° 32 I. VINALES

Lap	Seg.1	Seg.2	Seg.3	Seg.4	Lap Time	km/h	Local Time
1		34.491	33.148	32.613			9:05'53.996
2	28.637	31.466	32.441	44.597	2'17.141P	250,7	9:08'11.137
3	3'00.646	32.455	33.623	45.536	4'52.260P		9:13'03.397

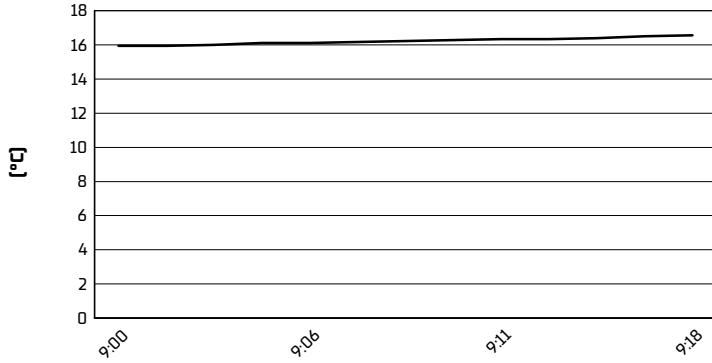


Acerbis Czech Round, 28-30 July 2023

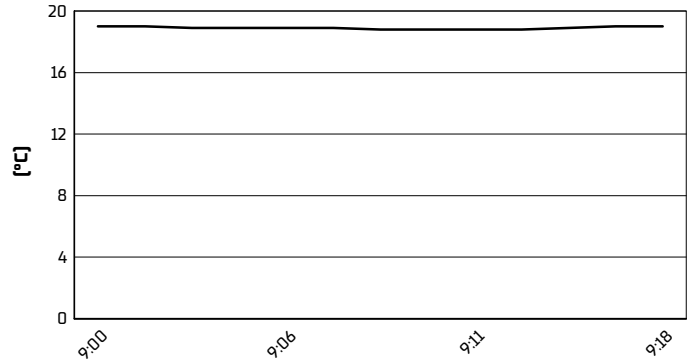
Weather Report Warm Up

Session started 09:00 - Session ended 9:19

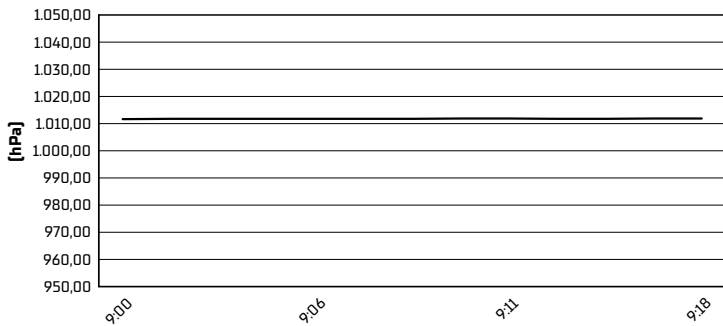
Air Temperature



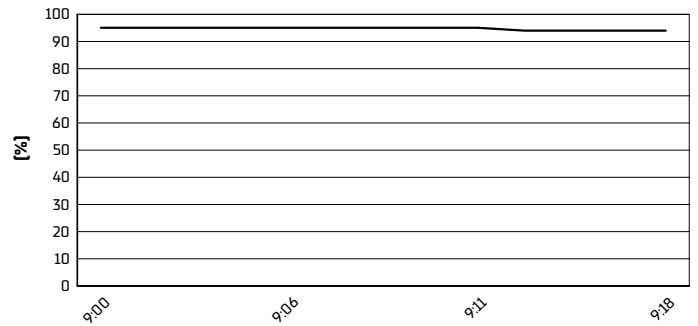
Track Temperature



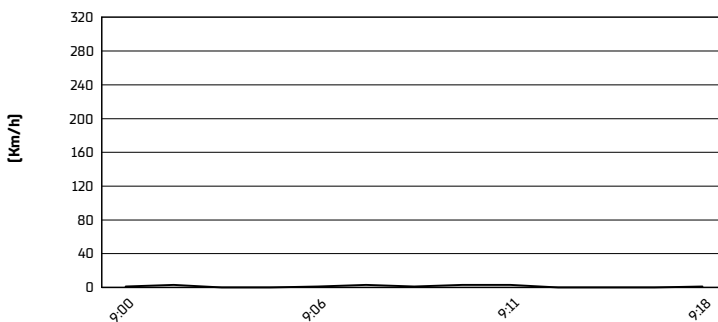
Air Pressure



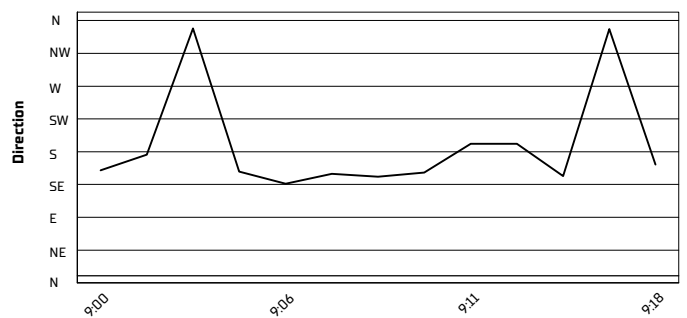
Humidity



Wind Speed



Wind Direction



30/07/2023

These data/results cannot be reproduced, stored and/or transmitted in whole or in part by any manner of electronic, mechanical, photocopying, recording, broadcasting or otherwise now known or herein after developed without the previous express consent by the copyright owner, except for reproduction in daily press and regular printed publications on sale to the public within 60 days of the event related to those data/results and always provided that copyright symbol appears together as follows below.

© DORNA WSBK ORGANIZATION Srl 2023